

# Neural-GASh: A CGA-based neural radiance prediction pipeline for real-time shading

Efstratios Geronikolakis  
FORTH - ICS, University of Crete, University of Crete

Manos Kamarianakis  
FORTH - ICS, University of Crete, ORamaVR

Antonis Protopsaltis  
University of Western Macedonia, ORamaVR

George Papagiannakis  
FORTH - ICS, University of Crete, ORamaVR

## ABSTRACT

This paper presents *Neural-GASh*, a novel real-time shading pipeline for 3D meshes, that leverages a neural radiance field architecture to perform image-based rendering (IBR) using Conformal Geometric Algebra (CGA)-encoded vertex information as input. Unlike traditional Precomputed Radiance Transfer (PRT) methods, that require expensive offline precomputations, our learned model directly consumes CGA-based representations of vertex positions and normals, enabling dynamic scene shading without precomputation. Integrated seamlessly into the Unity engine, Neural-GASh facilitates accurate shading of animated and deformed 3D meshes—capabilities essential for dynamic, interactive environments. The shading of the scene is implemented within Unity, where rotation of scene lights in terms of Spherical Harmonics is also performed optimally using CGA. This neural field approach is designed to deliver fast and efficient light transport simulation across diverse platforms, including mobile and VR, while preserving high rendering quality. Additionally, we evaluate our method on scenes generated via 3D Gaussian splats, further demonstrating the flexibility and robustness of Neural-GASh in diverse scenarios. Performance is evaluated in comparison to conventional PRT, demonstrating competitive rendering speeds even with complex geometries.

## 1 INTRODUCTION

Global illumination describes a comprehensive shading technique that realistically simulates both lighting and reflections by accurately modeling the behavior of light in a scene [Whitted 2020]. It is widely utilized across Computer Graphics (CG) applications to enhance the realism of rendered scenes with the resulting visual complexity largely determined by the specific light transport algorithm employed. Rendering realistic lighting effects in real-time interactive CG applications remains challenging and computationally demanding task, particularly when aiming for highly accurate global illumination. Accurate capture of the complex light interactions within a scene—such as indirect illumination, reflections, and soft shadows—typically demands significant computational resources. PRT has been developed as an effective method to manage these complexities by precomputing the interactions of light with static scenes under varied lighting conditions, facilitating interactive rendering of sophisticated global illumination effects. However, traditional PRT approaches [Sloan et al. 2002] encounter significant limitations, primarily due to their reliance on extensive offline computations. The time required for these precomputations varies significantly, depending on the geometric complexity and the computational capabilities of the hardware utilized. This limitation intensifies considerably in dynamic scenes where geometry

is updated at runtime. In that respect, scenarios involving animations, geometric deformations, or changes in material properties require repeated precomputations, making the pipeline impractical, especially on lower-performance hardware. Consequently, conventional PRT algorithms are fundamentally limited due to the requirement for static scene geometry. By contrast, the Blinn-Phong shading model [Blinn 1977] is a widely adopted, computationally inexpensive approach used in many real-time applications for approximating local illumination. However, by considering only direct lighting, the model fails to account global illumination effects such as soft shadows, indirect light bounce, and color bleeding, limiting its ability to produce photorealistic results.

To address these limitations, we propose *Neural-GASh*, a *neural field* [Xie et al. 2022] (see Section 3 and Figure 1) approach that replaces the rigid precomputation stage of traditional PRT with a flexible neural network capable of predicting radiance transfer in real time. Rather than relying on heavy offline sampling and Spherical Harmonic (SH) coefficient generation for every static or animated mesh, our method learns a direct mapping from mesh features—specifically CGA-based representations of vertex positions and normals—to their corresponding SH lighting coefficients. In that respect, Neural-GASh eliminates the need for repeated precomputation of PRT coefficients when the geometry changes, offering a lightweight and scalable solution suitable for dynamic and deformable scenes. Although the approach does not fully match the photorealism and precision of traditional PRT, it significantly improves upon local illumination models such as Blinn-Phong (see Figure 3). Despite being widely adopted due to computational efficiency, such models fail to account for global illumination effects. Notably, Neural-GASh supports real-time rendering of animated rigged models, with CGA facilitating efficient SH operations for dynamic lighting control, particularly valuable for interactive CG applications and performance-constrained environments.

Specifically, Neural-GASh offers the following key capabilities:

- (1) **Geometry-Agnostic Operation:** Neural-GASh is capable of operating on any type of 3D geometry, whether simple or highly complex. Leveraging the representational power of neural networks, it can predict per-vertex SH coefficients in a fraction of the time required by traditional methods.
- (2) **Trained using CGA-Based data:** The training data for Neural-GASh training data comprises CGA-based multivectors encoding vertex coordinates and normals. This richer geometric representation enhances the model’s ability to learn lighting behavior across complex spatial configurations, improving (visual) accuracy over traditional vector-based inputs (see Figure 4).

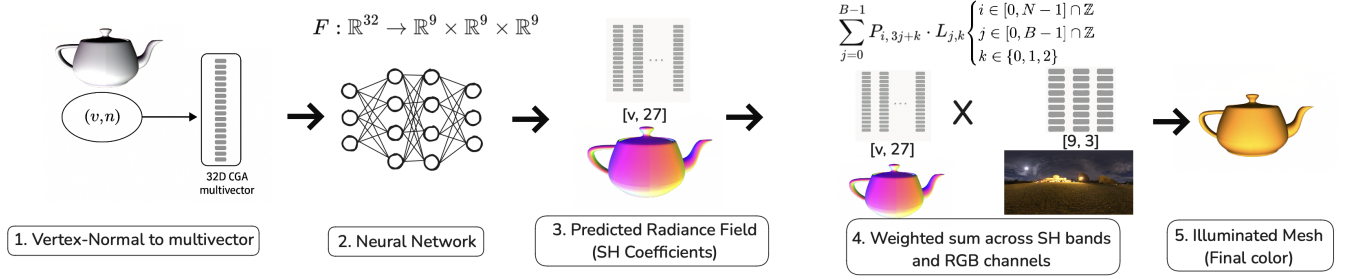


Figure 1: The neural radiance field architecture utilized in our pipeline.

- (3) **Cross-Platform Compatibility:** While developed and trained in Python, Neural-GASh maintains full compatibility with Unity game engine. This facilitates seamless integration into interactive applications and enables deployment across a wide range of platforms, including resource constrained mobile devices. By eliminating the costly PRT precomputation step, Neural-GASh significantly reduces the hardware requirements for real-time rendering.
- (4) **Dynamic Environmental Lighting:** The system supports realistic environmental lighting manipulation by efficiently rotating the spherical harmonic coefficients of the radiance map. This is accomplished through CGA, which enables smooth and computationally inexpensive lighting transformations.
- (5) **Support for Deformable and Animated Geometry:** Neural-GASh adapts to runtime geometry changes by efficiently recomputing per-vertex coefficients when deformations or animations occur. This enables robust handling of dynamic scenes with continuously changing vertex positions and normals.
- (6) **Real-Time VR Performance:** Neural-GASh achieves real-time rendering performance in Virtual Reality (VR) environments for typical interactive scenes. This is particularly effective when applied to lightweight 3D meshes containing fewer than 1000 vertices, enabling smooth illumination updates even on performance-constrained VR hardware.

## 2 RELATED WORK

### 2.1 Precomputed Radiance Transfer (PRT)

PRT [Sloan et al. 2002] is a widely adopted technique in global illumination (GI) that enables real-time rendering of complex lighting phenomena by precomputing how light interacts with static geometry. It efficiently captures soft shadows, interreflections, and other low-frequency lighting effects using SH, significantly reducing runtime costs. However, PRT suffers from several critical limitations that restrict its applicability in dynamic or real-time environments. Most notably, the geometry of the scene must remain static; any changes –such as deformations, animations, or topology updates – require repeating the entire precomputation process. This offline precomputation step is often time-consuming and scales poorly with geometric complexity. Furthermore, PRT does not adapt efficiently to changes in material properties or lighting environments

at runtime, limiting its flexibility in interactive applications. These constraints pose significant challenges for integrating PRT into modern rendering pipelines, especially on resource-constrained platforms like mobile or embedded devices.

### 2.2 Approaches to Precomputed Radiance Transfer

In the ongoing pursuit of more efficient and mathematically elegant global illumination techniques, an advanced formulation of the PRT algorithm has emerged [Papaefthymiou and Papagiannakis 2018] through its integration with CGA [Hitzer 2012; Papaefthymiou et al. 2016; Sommer 2013]. This approach leverages the representational power of CGA to optimize the computation of radiance transfer, enabling real-time rendering with reduced overhead while preserving visual fidelity. At its core, CGA-based PRT represents objects and transformations using multivectors—uniform algebraic entities capable of encoding geometric transformations in a compact and consistent framework. This formulation allows for the rotation of SH coefficients using CGA rotors, which consist of only four parameters. However, despite these advantages, the CGA-enhanced PRT model inherits several of the core limitations of traditional PRT. Most notably, it lacks support for translation and scaling of SH coefficients, thereby limiting its use in dynamic scenes involving object movement or geometry deformations. Additionally, this model remains constrained to static geometries and does not natively accommodate animations or vertex-level transformations. While CGA-based PRT represents a notable advancement in rendering static environments with complex lighting interactions, its applicability remains limited in real-time scenarios that demand geometric flexibility.

PRT textures [Dhawal et al. 2022] extend the traditional PRT framework by storing precomputed transfer values directly in texture maps, enabling high-quality rendering of both diffuse and glossy reflections—even on low-tessellation meshes. This approach achieves a compelling balance between visual fidelity and performance, supporting real-time rendering of complex lighting effects. However, since interreflections and material responses are baked into the textures, dynamic changes to geometry or lighting require costly precomputation, limiting the method’s flexibility in interactive scenarios.

Another method for real-time global illumination using PRT and spherical harmonics to approximate complex lighting effects like



indirect illumination and soft shadows is the MoMo-PRT [Schneider et al. 2017]. This method achieves interactive performance through carefully optimized data structures and avoids the use of deep learning or neural networks, focusing instead on classical computer graphics techniques. However, the method is limited by its reliance on precomputation, which reduces flexibility for highly dynamic scenes, and may struggle with high-frequency lighting or geometry, while memory usage can remain a challenge in complex environments.

An approach proposed in [Thul et al. 2020] enables accurate scene decomposition into surface reflectance and lighting, supporting advanced effects like occlusion and indirect illumination. By leveraging precomputed data from geometry and images, the method enhances realism in relighting and content creation. The method improves rendering quality by incorporating indirect light but may face limitations due to spherical harmonics, which can struggle with highly complex scenes.

### 2.3 Neural Rendering

In [Li et al. 2019] DeepPRT, a deep convolutional neural network designed to efficiently encapsulate the radiance transfer characteristics of freely deformable objects for real-time rendering is introduced. Traditional PRT methods often struggle with dynamic deformations due to their reliance on static precomputations. DeepPRT addresses this limitation by learning a compact representation that can adapt to various deformations, enabling real-time rendering of complex lighting effects such as soft shadows and interreflections on deformable objects. This approach leverages the power of deep learning networks to generalize across different deformation states, offering a more flexible and efficient solution for rendering deformable objects under dynamic lighting conditions. However, the deep learning network used in this approach appears to have potential for further optimization in terms of memory usage and computational performance.

The method proposed in [Rainer et al. 2022] integrates neural networks with traditional PRT to achieve real-time global illumination in static scenes with dynamic lighting. Their neural architectures, inspired by PRT, learn light transport efficiently without requiring ray-tracing hardware. Results show improved illumination predictions with real-time performance. However, the method operates on images, not 3D geometry, learning a mapping from lighting to rendered images, which limits its ability to handle dynamic geometry. This image-based approach trades geometric flexibility for efficiency, making it less suitable for real-time object manipulation or scene changes.

### 2.4 Gaussian Splatting

3D Gaussian Splatting (3DGS) has emerged as a significant advancement in computer graphics, offering an explicit scene representation that facilitates real-time rendering and efficient scene manipulation [Fei et al. 2024]. Unlike traditional implicit neural radiance field approaches, 3DGS utilizes millions of learnable 3D Gaussians to model scenes, enabling high-quality reconstructions with computational efficiency. [Kerbl et al. 2023] introduced a real-time 3D Gaussian Splatting pipeline that efficiently reconstructs high-quality scenes

from multi-view images, demonstrating its superiority over traditional neural rendering methods in terms of both speed and quality.

Recent studies have explored various aspects of 3DGS. For instance, [Chen and Wang 2025] provides a comprehensive review of them. The paper explores the foundations, recent advances, and practical applications of 3DGS, particularly in areas like virtual reality and interactive media. It also offers a comparative evaluation of leading models and outlines key challenges and future research directions in this emerging field.

Finally, [Zhang et al. 2024] presents a real-time, relightable novel-view synthesis method that combines 3DGS with PRT, leveraging high-order spherical harmonics for efficient and detailed relighting. It reconstructs coarse geometry from multi-view images and refines both geometry and light transport per Gaussian for high-quality results. However, the method is limited to diffuse materials, lacks specular and view-dependent effects, and struggles with high-frequency details like sharp shadows due to the low-frequency nature of spherical harmonics.

## 3 OUR METHOD: NEURAL-GASH

Neural-GASh is a novel framework grounded in the core principles of PRT, designed to extend the traditional algorithm’s capabilities and broaden its applicability. Its primary objective is to modernize and enhance the PRT pipeline by introducing support for dynamic features such as geometry animations, deformations – capabilities traditionally unsupported due to the static nature of precomputed data. Additionally, Neural-GASh addresses the computational limitations of conventional PRT by significantly reducing the overhead of the precomputation phase, thereby enabling deployment across a wide range of devices, including resource-constrained platforms.

The concept of PRT has been extensively explored within the research community and applied in various contexts. However, to the best of our knowledge, there has not yet been a comprehensive and deployable PRT pipeline that fully leverages neural networks for integration into real-time 3D applications and games, particularly across a wide range of hardware platforms, including both desktop and mobile devices. Neural-GASh addresses this gap by providing a lightweight, efficient, and platform-agnostic solution that is fully compatible with Unity—one of the most widely adopted game engines in industry and academia. The plug-and-play design facilitates seamless integration into existing rendering pipelines, enabling realistic lighting effects that adapt dynamically to the environment and significantly enhance the visual fidelity of 3D geometry.

Figure 2 depicts the rendering pipeline of the Neural-GASh (NGASh) system as deployed within the Unity environment. At runtime, the pipeline is initialized via a custom Unity component that coordinates the model inference and shading process. Two core inputs are required: a 3D mesh (e.g., a teapot) and a neural model trained offline in Python to predict spherical harmonic (SH) radiance coefficients from Conformal Geometric Algebra (CGA) representations.

For each vertex in the mesh, the position and normal are encoded as a 32-dimensional multivector using CGA. These multivectors are passed to the NGASh neural field, which outputs 27 SH coefficients per vertex—capturing the radiance response across three

color channels and multiple frequency bands. The predicted coefficients are then projected onto lighting basis functions derived from a high-dynamic-range (HDRI) environment map via a bandwise inner product, as formalized in Equation 1.

The resulting per-vertex RGB values are transferred to the GPU and used to update the mesh appearance in real time through a lightweight fragment shader. This approach enables dynamic, data-driven lighting effects directly on mesh geometry, demonstrating the practical integration of neural light transport fields and CGA-based geometric encoding within interactive rendering environments.

Our architecture adheres to the principles of neural fields as introduced in recent literature [Xie et al. 2022]. Specifically, we model a continuous function  $f : \mathbb{R}^{32} \rightarrow \mathbb{R}^9 \times \mathbb{R}^9 \times \mathbb{R}^9$ , where the input is a 32-dimensional CGA multivector that encodes the local geometric context of a vertex—including position and normal—and the output is a set of SH coefficients: 9 coefficients per color channel, corresponding to 3 SH bands. This formulation enables the network to learn a continuous radiance field defined over the mesh surface, consistent with the neural field paradigm, where spatially varying scene properties are regressed directly from embedded geometric descriptors.

To compute the shaded color at each vertex, the predicted SH coefficients  $P_{i,3j+k}$  are projected onto the SH lighting basis  $L_{j,k}$  using a per-channel inner product:

$$C_{i,k} = \frac{1}{255} \sum_{j=0}^{B-1} P_{i,3j+k} \cdot L_{j,k}, \quad (1)$$

where  $i \in [0, N-1] \cap \mathbb{Z}$ , for  $N$  number of vertices  $j \in [0, B-1] \cap \mathbb{Z}$ , for  $B = b^2$  where  $b$  is the SH bands and  $k \in \{0, 1, 2\}$ , for the 3 color channels (RGB).

This projection yields a fully shaded mesh under environment lighting. As such, Neural-GASh operates as a neural light transport field, learning radiance responses directly from CGA-encoded geometry.

Neural-GASh is designed to operate across all types of 3D meshes – whether rigid or deformable, and regardless of geometric complexity. Given the mesh’s vertex positions and normals, the system rapidly approximates the per-vertex radiance transfer coefficients that would traditionally be computed through an expensive offline PRT precomputation step. Once these coefficients are generated, they are combined with the scene’s lighting coefficients to determine the final color at each fragment. This color is then assigned to the corresponding vertex, enabling the rendering of realistic lighting effects. The model runs once at initialization and is only re-evaluated when a change in the geometry is detected. Since the per-vertex SH coefficients remain constant unless the vertex positions or normals are modified—such as during animation or deformation—the runtime computational cost is minimized, enabling efficient performance even in dynamic scenes.

To simplify deployment and integration, Neural-GASh operates directly on 3D mesh geometry without requiring UV maps or geometry images. It is compatible with both textured and untextured assets and supports real-time texture updates, with lighting dynamically adapting to the scene. For rotating the SH lighting environment, the original design utilizes CGA to perform spherical

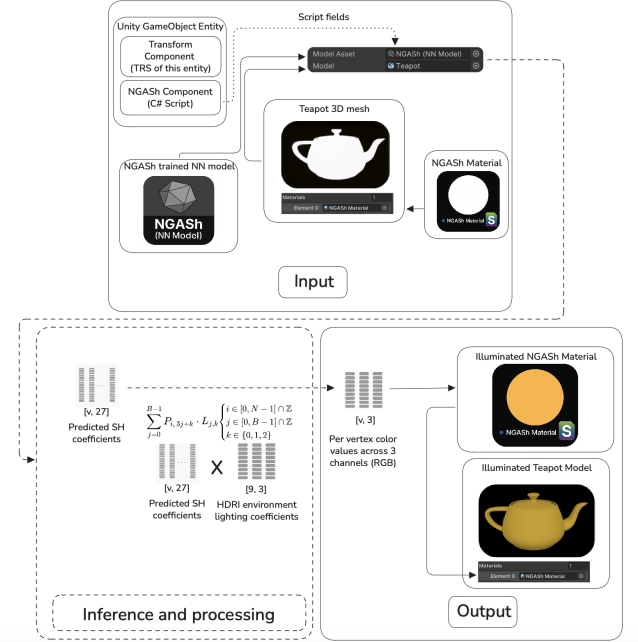



Figure 2: The main structure of the Neural-GASh pipeline in Unity for the teapot model.

harmonic coefficients rotation through rotor-based transformations. However, since Unity does not natively support CGA libraries or math constructs, we adapted our implementation to use quaternions as an equivalent representation. While mathematically distinct, quaternion-based rotation preserves the behavior and correctness of the lighting manipulation. This Unity-based implementation opens the door to a wide range of applications—including augmented and mixed reality—where real-time lighting can greatly enhance immersion and realism.

#### 4 IMPLEMENTATION DETAILS & DATASETS

Neural-GASh employs a fully connected feedforward neural network tailored for per-vertex regression from geometric descriptors to spherical harmonic (SH) lighting coefficients. Each vertex-normal pair of the mesh is encoded as a 32-dimensional feature vector, corresponding to a CGA multivector. These multivectors are constructed by transforming each vertex-normal pair using the geometric algebra (GA) framework provided by the Elements project [Papagiannakis et al. 2023], implemented in Python. This encoding captures both position and orientation information in a unified algebraic form, enabling the network to learn a mapping from geometric structure to lighting representation.

To represent the geometric relationship between a vertex and its associated normal vector in the framework of CGA, we construct a *motor*, i.e., a versor that encodes both rotation and translation, based on the vertex-normal pair  $(\mathbf{v}, \mathbf{n}) \in \mathbb{R}^3 \times \mathbb{R}^3$ . The normal vector  $\mathbf{n}$  is first normalized to unit length, defaulting to the upward direction  $(0, 1, 0)$  in degenerate cases. A CGA rotor  $R$  is constructed from the unit quaternion  $q$  that aligns  $\mathbf{y} = (0, 1, 0)$  with the normal vector  $\mathbf{n}$ . A CGA translator  $Tr$  corresponding to the translation by



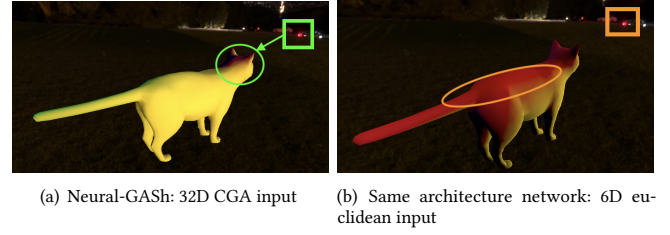
**Figure 3: Comparison of pistol model rendered using traditional PRT, Neural-GASh, and Blinn-Phong algorithms. Neural-GASh closely matches PRT in crevices (red), exposed areas (yellow), and low-light regions (green, blue, purple). The sun icon indicates the main light source direction. Blinn-Phong shows uniform lighting from a manually added source, resulting in an entirely dark back side due to the absence of ambient illumination.**

$v$  is then multiplied with  $R$ , resulting in a 32-dimensional *motor*  $M$  which captures the full rigid body transformation implied by the vertex-normal pair. This representation provides a geometrically meaningful descriptor suitable for learning-based algorithms and geometric processing tasks.

From motor  $M$  we can still extract a corresponding transformation matrix  $T$  that is used by Unity shaders. The relationship between  $T$  and  $M$  is well established [Dorst et al. 2009; Kamarianakis and Papagiannakis 2021], with conversion procedures available in the GA-Unity package [Kamarianakis et al. 2024] used within the Unity environment.

Following this transformation, each vertex-normal pair of the mesh is represented as a 32-dimensional multivector in the CGA framework. These multivector representations serve as inputs to a neural network, which learns a mapping from the 32-dimensional latent space to a 27-dimensional output space corresponding to spherical harmonics (SH) coefficients, as commonly used in radiance transfer approximation [Green 2003]. To ensure stable optimization and improve generalization, batch normalization is applied to the input and intermediate layers. Additionally, dropout regularization is incorporated with a decaying schedule across network layers to mitigate overfitting while preserving representational capacity.

We opted to train our neural network using 32-dimensional multivector representations derived from CGA, as this approach yielded more stable and perceptually accurate results, particularly in challenging scenarios. Using a 32-dimensional multivector as input provides a richer and more expressive representation of local geometry compared to a simple 6D vertex-normal pair. Multivectors can encode higher-order spatial relationships and directional context, allowing the network to better capture subtle variations in surface structure and lighting interactions, leading to improved



**Figure 4: Shading results of a cat mesh using (a) Neural-GASh, i.e., model is using 32 CGA multivectors as input, and (b) a network with identical architecture as Neural-GASh, using 6D euclidean coordinates as input (for position and normal of each vertex). In (a), the red light source illuminates only the edge of the cat’s head, consistent with its frontal position. In contrast, in (b), the entire back of the cat (including the tail) is unrealistically illuminated by the same frontal red light source. This represents a challenging edge case in large-scale 3D meshes, which is more accurately addressed by incorporating the 32D Conformal Geometric Algebra (CGA) representation in our neural network input.**

prediction accuracy. This representation offers inherent advantages, including equivariance to rigid body transformations and the ability to capture nonlinear spatial relationships pertinent to radiative transport. As can be observed in Figure 4, networks trained on 6D euclidean-based inputs produced suboptimal results in cases involving large-scale or complex geometry, whereas the CGA-based formulation demonstrated superior visual performance and generalization in such conditions.

The architecture, as shown in Figure 5, consists of five fully connected layers with decreasing dimensionality: 1024, 512, 256, 128, and finally 27 output neurons. Each hidden layer is followed by a SiLU (Sigmoid-weighted Linear Unit) activation function, selected for its smooth non-linearity and suitability for regression tasks. The final 27-dimensional output is reshaped to match the number of vertices, allowing the model to generalize across arbitrary mesh sizes. This architecture strikes a balance between expressive capacity and computational efficiency, enabling deployment in real-time and on resource-constrained platforms.

Training data was generated using a custom Python implementation of the traditional PRT algorithm. As no publicly available Python-based PRT implementation exists to our knowledge, we reimplemented both the unshadowed and shadowed variants from scratch. An example can be viewed in Figure 6. Our method was built as an extension to the PyGandalf framework [Petropoulos et al. 2024], leveraging its rendering and mesh processing capabilities. The implementation follows the principles of the original C++ method described in [Che 2018], adapted for modern Python-based neural network workflows.

Using this pipeline, we processed a collection of 3D meshes with varying geometric complexity. Each mesh contained vertex positions and normals; if normals were missing, they were computed programmatically. For each mesh, the ground-truth spherical harmonic (SH) coefficients were computed using the traditional PRT

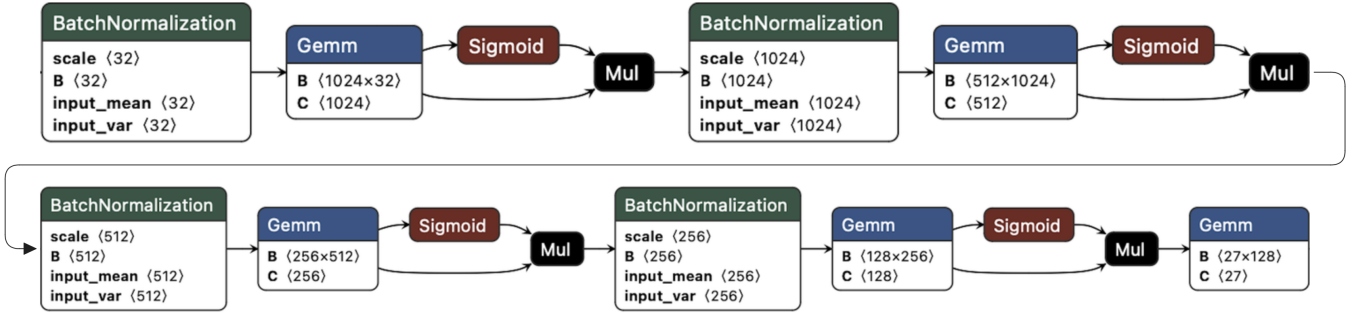


Figure 5: The neural network architecture, used in the neural radiance field of Neural-GASh.




Figure 6: Traditional PRT results on the monkey mesh: (a) unshadowed and (b) shadowed. In (b), regions with increased shadowing (primarily crevices) are highlighted with red squares. The overall darkening of the surface in the shadowed version reflects visibility-based occlusion, indicating correct shadow integration.

method and exported to a text file for supervised training. Each file contained  $27 \times N$  floating-point values, where  $N$  is the number of vertices. The  $i$ -th row corresponds to the  $i$ -th vertex and stores 27 SH coefficients, denoted  $t_0$  to  $t_{26}$ , representing the vertices’ radiance response to incident lighting. These coefficients provide a compact, rotation-aware encoding of light transport and remain consistent across different meshes, provided a fixed set of lighting samples and SH bands.

We employed a hemispherical sampling grid with 5 samples per axis (25 lighting directions total) and projected lighting onto 3 SH bands, resulting in 27 SH coefficients per vertex across RGB channels. This setup balances visual fidelity and computational efficiency. Accordingly, Neural-GASh is trained to approximate traditional PRT coefficients under this configuration.

The dataset used to train Neural-GASh is available at <https://github.com/stratosger/NeuralGASh-Dataset>.

Once the 27 SH coefficients are predicted per vertex, we compute a weighted sum across SH bands and RGB channels by multiplying them with corresponding lighting coefficients derived from the HDRI environment map. While conceptually similar to a dot product, this operation accounts for the structured nature of SH coefficients and their alignment across RGB channels. These lighting coefficients are critical, as they determine the diffuse contribution of scene illumination.

Each HDRI environment map is processed using a custom Python based PRT implementation to compute and store the corresponding

SH coefficients in separate files, enabling seamless runtime integration within Unity. The light projection function computes the spherical harmonic (SH) coefficients [Ramamoorthi and Hanrahan 2001] representing an environment light source by projecting the incoming radiance  $L(\omega)$  onto the SH basis. Given a set of  $N$  uniformly distributed sample directions  $\{\omega_i\}_{i=1}^N$ , the SH coefficient  $c_l \in \mathbb{R}^3$  for each basis function  $Y_l(\omega)$ , where  $l = 0, \dots, B^2 - 1$  and  $B$  is the number of SH bands, is approximated as:  $c_l \approx \frac{4\pi}{N} \sum_{i=1}^N L(\omega_i) \cdot Y_l(\omega_i)$ ,

where  $L(\omega_i)$  is the RGB radiance obtained from a light probe in direction  $\omega_i$ . The scaling factor  $\frac{4\pi}{N}$  ensures correct integration over the unit sphere under uniform sampling.

After training process is completed, the model is exported to the ONNX format, compatible with Unity’s Barracuda package – Unity’s built-in runtime for neural network inference. A key challenge during model integration involved differences in input data layout: while PyTorch uses the [batch, vertices, features] format, Barracuda expects [batch, height, width, channels]. This required reordering input tensors to ensure correct output. Proper alignment between SH coefficients and vertex indices is critical, as it directly impacts the accuracy of per-vertex lighting. Furthermore, due to the inability to execute native Python code within the Unity environment, we employed the GA-Unity package [Kamarianakis et al. 2024] to perform the transformation of vertex-normal pairs into multivector representations.

To overcome Barracuda’s 2GB tensor size limit and support high-resolution meshes, we instantiated separate Neural-GASh model instances, one for each mesh. These instances run simultaneously, allowing the system to handle complex or large-scale geometries without exceeding memory constraints. Moreover, to optimize real-time rendering of Neural-GASh in Unity, we implemented several targeted strategies to improve both computational efficiency and visual responsiveness. First, to avoid redundant computation, we cache vertex normals and lighting coefficients between frames and only re-run the neural network model if either geometry or lighting has changed. Moreover, we further reduce computational overhead by detecting rapid model motion via a velocity threshold; when the object moves quickly, the model update is temporarily skipped under the assumption that the lighting contribution will be perceptually negligible. To leverage hardware acceleration, the expensive color reconstruction step—where spherical harmonic coefficients are combined with lighting—is offloaded to the GPU



using a compute shader. This parallelizes per-vertex operations and significantly reduces CPU load. Additionally, the geometric encoding stage, where vertex-normal pairs are transformed into 32-dimensional CGA multivectors, is parallelized using Unity’s job system and NativeArray types to ensure efficient multithreaded execution.

## 5 RESULTS & DISCUSSION

Neural-GASh was evaluated using a consumer-grade workstation, representative of typical mid-range gaming or development setups.

**Processor:** AMD Ryzen 5 2400G (Raven Ridge, 14nm Technology), **Memory:** 8 GB Dual-Channel RAM @ 2666 MHz, **Graphics Processing Unit (GPU):** NVIDIA GeForce GTX 1060 (6GB VRAM).

### 5.1 Traditional PRT vs Neural-GASh

This benchmark compares the computational efficiency of the two approaches (traditional precomputed radiance transfer (PRT) and our Neural-GASh method) under identical hardware conditions, providing insight into their relative performance.











Since the traditional PRT algorithm was implemented in Python, we utilized the `time.time()` function as documented in the official Python Standard Library. This function accurately measures code execution time, making it suitable for benchmarking purposes.

For Neural-GASh, execution time was measured within the Unity game engine, which serves as the intended deployment environment for the neural model. Integration into Unity demonstrates the method’s practical applicability in real-time contexts, including interactive rendering and XR systems. To achieve high-precision timing, we employed the Stopwatch class from the .NET framework. As a high-resolution timer specifically designed for benchmarking and performance analysis, Stopwatch provides precise measurements of elapsed time and is well-suited for profiling code execution within Unity.

Table 1 summarizes the five mesh models that were used to evaluate our pipeline, along with their respective complexities, expressed in terms of vertex count. The traditional PRT timing refers to the computation time needed to generate per-vertex SH coefficients for each mesh. This computation time is directly influenced by the complexity of the model, as illustrated in the accompanying table. Specifically, as the number of vertices increases, the time required for coefficient computation proportionally increases. Additionally, the visibility evaluation—which performs occlusion checks for each triangle in multiple directions relative to the rest of the mesh—is computationally intensive. The operation relies on iterative loops, and execution time scales with the number of vertices, leading to a significant performance impact on complex models.

More importantly, as the first result (Teapot) suggests, we are able to achieve real-time performance ( $< 33\text{ms}$ ) for sufficiently small meshes, i.e., with less than 1000 vertices, which are typical in XR applications.

On the other hand, the reported Neural-GASh computation time encompasses both the transformation of vertex-normal pairs into conformal geometric algebra (CGA) multivectors and the subsequent inference of vertex coefficients by the neural network, using these multivectors as input representations. Unlike the traditional PRT approach, which directly computes these coefficients,

Mesh	Traditional PRT	Neural-GASh	MSE/STD ( $\cdot 10^{-3}$ )
Teapot			2.18 / 5.11
Pawn			1.42 / 2.48
Humanoid			2.20 / 5.03
Wolf			1.96 / 4.99
Statue			1.94 / 6.65

**Figure 7: Comparison between traditional PRT and Neural-GASh results. The close visual match demonstrates the effectiveness of our approach. Minor darkening in the Neural-GASh output, due to coefficient normalization in the Python pipeline, is corrected via an intensity multiplier in the shader. As this adjustment is a simple GPU-side operation, it incurs no performance overhead. For the purposes of this image, we opted to remove the intensity multiplier, to show the raw predicted coefficients result of our neural network. Last column indicates the mean squared error (MSE) and standard deviation (STD) between the traditionally evaluated and predicted vertex PRT coefficients.**

the Neural-GASh method leverages pre-trained neural network models to accelerate this process. The comparison of the visual results of the two methods is presented in Figure 7 and the respective comparison of their execution times in Table 1. The last column of Figure 7 presents the mean squared error and standard deviation of predicted vertex PRT coefficients across five 3D models, revealing that prediction accuracy varies with surface complexity rather than vertex count. The Statue model exhibits the highest error variability, while the Pawn shows the most consistent and accurate predictions.





**Figure 8: The garden scene from the Mip-NeRF 360 project. On the left is the 3D Gaussian Splatting reconstruction, generated from a dataset of 185 images. On the right is the reconstruction using a 3D point cloud, with texture extracted from the Gaussians.**

Mesh Name	Mesh Complexity	Traditional PRT Time	Neural-GASH Time (Unity)
Teapot	672 vertices	100.12 s	<b>0.03 s</b>
Pawn	4892 vertices	868.42 s	0.12 s
Humanoid	5340 vertices	892.28 s	0.20 s
Wolf	5559 vertices	962.27 s	0.15 s
Statue	49671 vertices	10957.75 s	1.31 s

**Table 1: Precomputation times for various meshes using Traditional PRT and Neural-GASH. First result (in bold) indicates real-time performance for meshes with less than 1000 vertices.**


## 5.2 Gaussian Splats vs Neural-GASH

The most advanced neural rendering technique to date is the method of 3D Gaussian Splatting. Although this technique delivers highly realistic results, a significant limitation remains – applicability is restricted to static scenes. As a result the method does not support deformations or animations and cannot respond to changes in lighting conditions.

For instance, Figure 8 illustrates the well-known garden scene from the Mip-NeRF 360 publication [Barron et al. 2022], reconstructed using the 3D Gaussian Splatting technique [Kerbl et al. 2023], which employs Gaussians to represent the scene geometry.

Since Neural-GASH relies on 3D geometry (vertices and normal vectors), it requires the presence and application of such geometric features. For this reason, we reconstructed the scene using the SuGaR technique [Guédon and Lepetit 2024], achieving an accurate replica of the scene in the form of a 3D point cloud, which provides the vertices and normals required by the algorithm.

As a result, our Neural-GASH system overcomes the limitation of static scenes of 3DGS, by enabling support for dynamic scenes and real-time lighting control. This is achieved through the integration of CGA, which facilitates the rotation of SH light coefficients. This capability is demonstrated in Figure 10 and Figure 9, where the scene lighting is dynamically altered simply by changing the radiance map in the skybox and rotating it—without requiring a program restart. Each lighting update is applied in under 1 second on our mid-range evaluation hardware. To comply with the tensor size limitations imposed by Unity Barracuda engine, the original geometry was simplified to approximately 80,000 vertices. This reduced mesh was further partitioned into two sub-meshes



**Figure 9: Lighting results on the reconstructed scene from Mip-NeRF 360, utilizing different radiance maps. The time in seconds needed to switch from one lightmap to another, was between 0.3-0.6 seconds. The lighting changes are performed during program runtime.**

of roughly 40,000 vertices each, with two parallel instances of the Neural-GASH system applied. The reported timing reflects the average duration required to update the lighting (i.e., switch the spherical harmonic light coefficients) across both sub-meshes. For reference, computing vertex coefficients for the same mesh using the conventional PRT pipeline required 16,923.55 seconds.

## 5.3 SoA methods vs Neural-GASH

Table 2 presents a comparative analysis of leading state-of-the-art PRT-based lighting techniques alongside Neural-GASH. For the primary baseline, we selected the traditional PRT method [Sloan et al. 2002], against which we benchmark recent advancements in neural rendering approaches, including Neural PRT [Rainer et al. 2022], DeepPRT [Li et al. 2019], and 3D Gaussian Splatting [Kerbl et al. 2023], the latter representing one of the most prominent real-time rendering techniques in current use. This comparison focuses on several key criteria: the nature of the input and output data, support for animations and deformations, the ability to dynamically update textures at runtime (in the case of textured models), support for real-time lighting rotation, and compatibility with game engines for practical deployment in interactive applications.

Specifically, traditional PRT operates directly on core 3D mesh data, such as vertex positions and normals. In contrast, Neural PRT processes pre-rendered images of the mesh and applies PRT-based lighting in image space. Although DeepPRT utilizes raw 3D mesh input, it extracts a harmonic map from the mesh, which is subsequently used as a texture for further computation. 3D Gaussian Splatting reconstructs scenes from COLMAP [Schönberger and Frahm 2016], [Schönberger et al. 2016] images and represents them as Gaussian distributions. In comparison, Neural-GASH remains closely aligned with the foundational principles of traditional PRT, operating directly on vertex and normal data without additional preprocessing, thus maintaining a simple yet effective pipeline.

Method	Input	Output	Animations/ Deformations Support	Runtime Texture Update Support	Lighting Rotation Support	Game-Engine Compatible
Traditional PRT [Sloan et al. 2002]	3D Mesh	Colors (float array)	No	Under Conditions	Under Conditions	No
Neural PRT [Rainer et al. 2022]	Pre-Rendered image of mesh	2D Images (Per Pixel Radiance)	No	No	No	No
DeepPRT [Li et al. 2019]	3D Mesh	3D Mesh	Yes	Not Clear	No	No
3DGS [Kerbl et al. 2023]	COLMAP Images	Gaussians	No	No	No	No
Neural-GASh	3D Mesh	Colors (float array)	Yes	Yes	Yes	Yes

Table 2: Comparison of PRT methods and their capabilities with Neural-GASh.




Figure 10: Neural-GASh results for the Mip-NeRF 360 scene, with each instance involving the rotation of light and light coefficients using CGA logic.

With regard to the output, traditional PRT produces a color array for the 3D mesh, encapsulating the lighting information at each vertex. Neural PRT, by contrast, generates a 2D image in which the mesh is illuminated according to PRT principles. DeepPRT outputs coefficient images that encode lighting information, which are subsequently mapped onto the 3D mesh to yield the final appearance. In the case of 3D Gaussian Splatting, the method produces a set of 3D Gaussians that collectively represent the reconstructed scene, including its lighting properties. Consistent with the approach of traditional PRT, Neural-GASh outputs a color array for the 3D mesh, directly providing per-vertex lighting predictions derived from the model.

Animations/deformations are only supported in DeepPRT, since the authors in this work predict the new coefficients based on the deformations of various meshes. The rest of the methods do not support deformations, since Traditional PRT refers only to static scenes and objects, Neural PRT works on rendered images and Gaussian Splatting utilizes COLMAP dataset (2D images) to reconstruct a realistic but static 3D scene.

In terms of dynamic texture swapping, traditional PRT offers partial support, contingent upon the specific implementation and the shaders employed; certain shader configurations may allow real-time texture updates. Neural PRT, operating entirely on pre-rendered images, inherently lacks support for dynamic texture modifications. Although DeepPRT might theoretically support this feature, dynamic texture swapping is not explicitly addressed or demonstrated. 3D Gaussian Splatting, being a scene reconstruction method based on image inputs, does not accommodate dynamic texture changes; any modification to textures would necessitate a complete reprocessing of the scene. By contrast, Neural-GASh employs a straightforward HLSL vertex-fragment shader that supports texture mapping, thereby enabling textures to be updated dynamically at runtime. Any change in the assigned texture is immediately reflected in the rendered output, offering full support for interactive texture swapping.

Lighting rotation is a critical component of realistic illumination, particularly for simulating global light sources such as sunlight, which naturally change orientation over time. To the best of our knowledge, none of the state-of-the-art methods reviewed here provide support for dynamic lighting rotation at runtime. Drawing inspiration from the work of [Papaefthymiou and Papagiannakis 2018], where lighting rotation was achieved using CGA, we integrated this approach into Neural-GASh. As a result, Neural-GASh uniquely supports real-time light rotation within a PRT framework, distinguishing itself as the only method among those compared to offer such functionality.

Moreover, Neural-GASh represents a novel contribution through direct compatibility with game engines. Specifically, it is the only PRT-based lighting pipeline fully integrated into Unity, enabling deployment across a wide range of 3D applications and platforms supported by the engine. This practical applicability sets Neural-GASh apart, bridging advanced PRT techniques with real-time, interactive environments.

## 6 LIMITATIONS & FUTURE WORK

During our evaluation, Neural-GASh exhibited several limitations affecting scalability and performance. The current implementation

supports only a single 3D mesh at a time. To process multiple geometries, a separate Neural-GASH module must be instantiated for each mesh. A temporary workaround involves merging meshes into a single geometry, but this is not feasible for animated meshes, where dynamic deformations or skeletal animations are involved.

Another notable challenge is performance degradation with complex or high-resolution meshes, particularly when running on resource-constrained hardware such as mobile devices. Since Neural-GASH performs per-vertex coefficient prediction followed by lighting computation, the computational cost scales with mesh complexity, leading to frame rate drops or memory issues under demanding conditions.

For models with large spatial scale, residual inaccuracies in the predicted coefficients may still be observed, as illustrated in Figure 4. While the use of conformal geometric algebra (CGA) multivectors as input to the neural network significantly improved prediction accuracy, the results remain suboptimal in certain cases. This limitation is likely attributable to the training dataset, which did not include sufficiently large-scale 3D meshes, thereby limiting the network’s ability to generalize across scale variations.

Finally, a challenge of the Neural-GASH pipeline lies in the neural network’s reduced accuracy when predicting coefficients for 3D models that contain large or complex cavities and regions of pronounced ambient occlusion. This limitation stems from Unity Barracuda’s constraints, restricting the architecture to static MLPs. Moreover, Neural-GASH faces Barracuda’s tensor size limits, which restricts the method to 3D meshes with approximately 100,000 vertices or fewer. The Python implementation avoids this limitation, handling larger inputs without restrictions.

**Future Work:** In the future we will focus on optimizing scalability for simultaneous multi-mesh processing and lower-end device performance. We also aim to expand support for animated meshes with more than 1000 vertices. While the current system handles deformations and animations effectively, support for large-scale animated models (100K vertices and above) is limited by Barracuda’s tensor size constraints and the existing model architecture. As part of ongoing development, we are exploring alternative network architectures to achieve more accurate predictions of PRT coefficients, while remaining within the limitations imposed by modern game engines. Finally, we intend to augment our dataset with large-scale 3D meshes to enhance the model’s generalization capabilities and mitigate the residual inaccuracies observed in scenarios involving geometries of substantial spatial extent.

## 7 CONCLUSIONS

In this work, we introduced the Neural-GASH pipeline, a Unity-compatible system that enables rapid and seamless deployment of the PRT algorithm to any 3D mesh by eliminating the traditional precomputation step. This is achieved through the integration of a neural network, which also facilitates support for mesh animations and deformations. The pipeline’s compatibility with Unity allows for efficient deployment across all platforms and devices supported by the engine, including mobile VR systems, where performance remains satisfactory. Integration with CGA further enables efficient rotation of light coefficients. Although the method encounters limitations related to mesh complexity, particularly on lower-end

devices, Neural-GASH establishes a robust foundation for future advancements aimed at optimizing PRT performance and expanding its applicability in real-time, cross-platform 3D computer graphics applications.

**Acknowledgments.** This work was partially funded by the Innosuisse Swiss Accelerator (2155012933-OMEN-E), and the Horizon Europe Project INDUX-R (GA 101135556).

## REFERENCES

- Jonathan T Barron, Ben Mildenhall, Dor Verbin, Pratul P Srinivasan, and Peter Hedman. 2022. Mip-nerf 360: Unbounded anti-aliased neural radiance fields. In *Proceedings of the IEEE/CVF conference on computer vision and pattern recognition*. 5470–5479.
- James F Blinn. 1977. Models of light reflection for computer synthesized pictures. In *Proceedings of the 4th annual conference on Computer graphics and interactive techniques*. 192–198.
- che. 2018. PRT-SH. <https://github.com/c-he/PRT-SH> GitHub repository, Accessed: 2025-03-03.
- Guikun Chen and Wenguan Wang. 2025. A Survey on 3D Gaussian Splatting. arXiv:2401.03890 [cs.CV] <https://arxiv.org/abs/2401.03890>
- Sirikonda Dhawal, Aakash KT, and PJ Narayanan. 2022. PRTT: Precomputed Radiance Transfer Textures. *arXiv preprint arXiv:2203.12399* (2022).
- Leo Dorst, Daniel Fontijne, and Stephen Mann. 2009. *Geometric algebra for computer science (revised edition): An object-oriented approach to geometry*. Morgan Kaufmann.
- Ben Fei, Jingyi Xu, Rui Zhang, Qingyuan Zhou, Weidong Yang, and Ying He. 2024. 3d gaussian splatting as new era: A survey. *IEEE Transactions on Visualization and Computer Graphics* (2024).
- Robin Green. 2003. Spherical harmonic lighting: The gritty details. In *Archives of the game developers conference*, Vol. 56. 4.
- Antoine Guédon and Vincent Lepetit. 2024. Sugar: Surface-aligned gaussian splatting for efficient 3d mesh reconstruction and high-quality mesh rendering. In *Proceedings of the IEEE/CVF Conference on Computer Vision and Pattern Recognition*. 5354–5363.
- Eckhard Hitzler. 2012. Introduction to Clifford’s geometric algebra. *Journal of the Society of Instrument and Control Engineers* 51, 4 (2012), 338–350.
- Manos Kamarianakis, Nick Lydatakis, and George Papagiannakis. 2024. GA-Unity: A Production-Ready Unity Package for Seamless Integration. In *Computer Graphics International Conference*. Springer, 349–363.
- Manos Kamarianakis and George Papagiannakis. 2021. An All-in-One Geometric Algorithm for Cutting, Tearing, and Drilling Deformable Models. *Advances in Applied Clifford Algebras* 31, 3 (July 2021), 58. <https://doi.org/10.1007/s00006-021-01151-6>
- Bernhard Kerbl, Georgios Kopanas, Thomas Leimkühler, and George Drettakis. 2023. 3d gaussian splatting for real-time radiance field rendering. *ACM Trans. Graph.* 42, 4 (2023), 139–1.
- Yue Li, Pablo Wiedemann, and Kenny Mitchell. 2019. Deep precomputed radiance transfer for deformable objects. *Proceedings of the ACM on Computer Graphics and Interactive Techniques* 2, 1 (2019), 1–16.
- Margarita Papaefthymiou, Dietmar Hildenbrand, and George Papagiannakis. 2016. An inclusive Conformal Geometric Algebra GPU animation interpolation and deformation algorithm. *The Visual Computer* 32 (2016), 751–759.
- Margarita Papaefthymiou and George Papagiannakis. 2018. Real-time rendering under distant illumination with conformal geometric algebra. *Mathematical Methods in the Applied Sciences* 41, 11 (2018), 4131–4147.
- George Papagiannakis, Manos Kamarianakis, Antonis Protosaltis, Dimitris Angelis, and Paul Zikas. 2023. Project Elements: A Computational Entity-component-system in a Scene-graph Pythonic Framework, for a Neural, Geometric Computer Graphics Curriculum. In *Eurographics 2023 - Education Papers*. The Eurographics Association.
- John Petropoulos, Manos Kamarianakis, Antonis Protosaltis, and George Papagiannakis. 2024. pyGANDALF-An open-source Geometric, ANimation, Directed, Algorithmic, Learning Framework for Computer Graphics. In *SIGGRAPH Asia 2024 Educator’s Forum*. 1–9.
- Gilles Rainer, Adrien Bousseau, Tobias Ritschel, and George Drettakis. 2022. Neural precomputed radiance transfer. In *Computer graphics forum*, Vol. 41. Wiley Online Library, 365–378.
- Ravi Ramamoorthi and Pat Hanrahan. 2001. An efficient representation for irradiance environment maps. In *Proceedings of the 28th annual conference on Computer graphics and interactive techniques*. 497–500.
- Andreas Schneider, Sandro Schonborn, Lavrenti Froben, Bernhard Egger, and Thomas Vetter. 2017. Efficient global illumination for morphable models. In *Proceedings of the IEEE International Conference on Computer Vision*. 3865–3873.
- Johannes Lutz Schönberger and Jan-Michael Frahm. 2016. Structure-from-Motion Revisited. In *Conference on Computer Vision and Pattern Recognition (CVPR)*.
- Johannes Lutz Schönberger, Enliang Zheng, Marc Pollefeys, and Jan-Michael Frahm. 2016. Pixelwise View Selection for Unstructured Multi-View Stereo. In *European Conference on Computer Vision (ECCV)*.

- Peter-Pike Sloan, Jan Kautz, and John Snyder. 2002. Precomputed Radiance Transfer for Real-Time Rendering in Dynamic, Low-Frequency Lighting Environments. *ACM Transactions on Graphics (TOG)* 21, 3 (2002), 527–536.
- Gerald Sommer. 2013. *Geometric computing with Clifford algebras: theoretical foundations and applications in computer vision and robotics*. Springer Science & Business Media.
- Daniel Thul, Vagia Tsiminaki, L'ubor Ladický, and Marc Pollefeys. 2020. Precomputed radiance transfer for reflectance and lighting estimation. In *2020 International Conference on 3D Vision (3DV)*. IEEE, 1147–1156.
- Turner Whitted. 2020. Origins of global illumination. *IEEE computer graphics and applications* 40, 1 (2020), 20–27.
- Yiheng Xie, Towaki Takikawa, Shunsuke Saito, Or Litany, Shiqin Yan, Numair Khan, Federico Tombari, James Tompkin, Vincent Sitzmann, and Srinath Sridhar. 2022. Neural Fields in Visual Computing and Beyond. *Computer Graphics Forum* (2022).
- Libo Zhang, Yuxuan Han, Wenbin Lin, Jingwang Ling, and Feng Xu. 2024. PRTGaussian: Efficient Relighting Using 3D Gaussians with Precomputed Radiance Transfer. In *2024 Asia Pacific Signal and Information Processing Association Annual Summit and Conference (APSIPA ASC)*. IEEE, 1–6.