

AI Feedback Enhances Community-Based Content Moderation through Engagement with Counterarguments

Saeedeh Mohammadi^{1, 2} and Taha Yasseri^{1, 2, 3,*}

¹School of Mathematics and Statistics, University College Dublin, Dublin, Ireland

²School of Social Sciences and Philosophy, Trinity College Dublin, Dublin, Ireland

³Faculty of Arts and Humanities, Technological University Dublin, Dublin, Ireland

*The corresponding author

Abstract

Today, social media platforms are significant sources of news and political communication, but their role in spreading misinformation has raised significant concerns. In response, these platforms have implemented various content moderation strategies. One such method, Community Notes on X, relies on crowdsourced fact-checking and has gained traction, though it faces challenges such as partisan bias and delays in verification. This study explores an AI-assisted hybrid moderation framework in which participants receive AI-generated feedback —supportive, neutral, or argumentative —on their notes and are asked to revise them accordingly. The results show that incorporating feedback improves the quality of notes, with the most substantial gains resulting from argumentative feedback. This underscores the value of diverse perspectives and direct engagement in human-AI collective intelligence. The research contributes to ongoing discussions about AI’s role in political content moderation, highlighting the potential of generative AI and the importance of informed design.

Keywords— Content Moderation; Human-AI Interaction; Large Language Models; Polarisation; Hybrid Intelligence

Introduction

The emergence of social media platforms has transformed how users consume and share information. Studies show that these platforms have become primary news sources for many individuals [1, 2] and are widely used by politicians as campaign tools [3]. This shift presents challenges for platform owners in monitoring and verifying the information being shared. The widespread dissemination of misleading content and misinformation has become a primary concern for social media platforms. This issue is especially pronounced during significant socio-political events, such as the 2016 U.S. presidential election [4] and the Brexit referendum [5]. The spread of false information during times of crisis can seriously mislead the public. For example, the rapid circulation of misinformation about COVID-19 led the WHO’s Director-General to describe the situation as an “infodemic” [6]. Another striking case is the January 6th, 2021, attack on the U.S. Capitol, where social media posts helped spread the misinformation that incited violence [7]. In response to these concerns, social media platforms have implemented various content moderation strategies, including both community-based and automated approaches.

On January 7, 2025, Mark Zuckerberg announced the end of Meta Platforms’ third-party fact-checking program, replacing it with Community Notes [8]. Launched initially on X (formerly Twitter) in January 2021, Community Notes represented the first large-scale, community-based initiative to moderate misleading content [9]. This shift in moderation strategy reflects the limitations of traditional fact-checking, which relies on human experts to review and classify large volumes of content. This approach is both expensive and challenging to scale [10]. Moreover, expert-driven moderation has faced criticism for potential political and cultural bias. A 2020 report found that 90% of Republicans in the United States believed social media platforms censor content based on political views [11].

Community Notes rely on the wisdom of the crowd to identify misleading content and leverage the diversity of users on the platform to produce moderated outcomes. The process involves displaying specific posts to users in the Community Notes program and asking them to write a note that provides context for those posts. Users are also asked to indicate whether they believe the post is misleading and to provide reasoning for their judgment. Subsequently, other users rate the helpfulness of these notes. Initially, notes with high helpfulness ratings appeared beneath the posts in users’ timelines. However, early analyses revealed strong partisan behaviour. Yasseri and Menczer (2023) found that the network connecting note writers and raters mirrors the highly polarised friendship network on X [12]. Similarly, Allen et al. (2022) showed that users are more likely to write notes on posts by counter-partisans, label them as misleading, and rate notes from counter-partisans as unhelpful, while rating notes from co-partisans as helpful [13].

To address partisan behaviour among Community Notes users, adjustments were made to the rating

algorithm. Notes that receive helpful ratings from users with diverse perspectives, who typically rate content differently, are now prioritised over those endorsed only by ideologically similar users [9]. Although this change was intended to reduce polarised interactions, it has increased the time required for notes to be selected and attached to posts. A recent report found that 74% of accurate Community Notes addressing misinformation about the 2024 U.S. presidential election never reached users, allowing misleading content to go unchallenged. As a result, misinformation posts about the election spread 13 times faster than those accompanied by fact-checked notes [14]. These delays undermine the moderation process, as research shows that lag in content moderation significantly reduces its effectiveness [15].

One approach to addressing the challenges of scale and speed in moderation is the use of automated algorithms. Early efforts in this area have focused on applying machine learning to assess the truthfulness of statements [16]. These systems typically rely on supervised learning and require pre-labelled datasets, such as LIAR [17], which compiles fact-checked claims from dedicated websites, and FEVER [18], which includes claims derived from Wikipedia. However, building high-performing models remains difficult due to the need for large, diverse labelled datasets—a process that demands significant labour from experts or crowdworkers [19]. The effectiveness of these automated systems is also limited by the quality and biases of their training data, which can perpetuate inaccuracies in classification [20].

However, recent advances in generative AI offer promising solutions to the limitations of existing automated content moderation strategies [21, 22]. Research shows that Large Language Models (LLMs) can effectively persuade individuals on political issues [23] and generate fact-checking messages that are more persuasive than those produced by human experts [24]. In addition, several studies demonstrate that LLMs can accurately assess the credibility of news sources [25] and verify factual claims [26, 27, 28], with their accuracy improving when fine-tuned on augmented data [29]. In a recent example, De et al. (2025) fine-tuned an LLM on the Community Notes dataset to generate what they call "supernotes," which were rated significantly more helpful than notes written by Community Notes users for the same posts [30]. These findings suggest that LLMs are not only capable of understanding complex content but may also outperform human-written moderation in certain cases. However, studies have also found that purely automated approaches can be less effective in the presence of social influence [31]. Moreover, people tend to place considerable trust in LLMs, even when the models make mistakes, raising concerns about overreliance on AI-generated content [32].

An increasingly supported view in the literature is that the most effective content moderation strategies combine human oversight with AI assistance [33]. This hybrid approach leverages the complementary strengths of humans and machines, enabling moderation that is both more nuanced and scalable [34]. Schmitt et al. (2024) suggest that models integrating human judgment with AI can outperform either component alone [35]. However, even within hybrid systems, users often overestimate the accuracy of LLMs, placing

trust in AI-generated assessments even when they are incorrect—a phenomenon known as automation bias or machine heuristics [36, 37]. Moreover, some Human-AI frameworks risk reinforcing users’ existing beliefs, potentially deepening echo chambers and contributing to political polarisation [38]. To mitigate these risks, such systems must be carefully designed to avoid unintentionally amplifying bias and division on social media platforms.

Despite these risks, political diversity itself can be a valuable asset in improving community-based moderation efforts. One of the key strengths of Community Notes is its ability to harness ideological diversity—even polarisation—to produce more balanced and neutral notes [39]. A similar dynamic has been observed on Wikipedia, where research attributes the platform’s success to the variety of viewpoints among editors, along with its structured policies and guidelines [40, 41, 42, 43]. Shi et al. (2019), for instance, found that higher levels of polarisation among editors correlate with higher-quality articles, especially on politically sensitive topics [42]. Moreover, studies suggest that exposure to cross-partisan messages can reduce both affective and issue-based polarisation [44, 45]. These findings indicate that, when properly structured, political diversity not only does not hinder collaboration but also can even enhance it. In a recent study, researchers paired two participants to collaboratively write Community Notes. They found that duos produced more helpful notes than individuals, and that politically diverse groups were especially effective when evaluating posts with Republican-leaning content [46]. These results further support the idea that political diversity can strengthen the note-writing process in Community Notes, provided it is applied in a way that is both effective and efficient.

Building on these insights, this study proposes a human-AI collaboration framework that uses AI-generated feedback to simulate political diversity in content moderation. The aim is to combine the efficiency of AI with the interpretive strengths of human contributors, while ensuring that humans retain final decision-making authority. We investigate whether AI-generated feedback can emulate cross-partisan collaboration and enhance the quality of contributions on the Community Notes platform. Our focus is on how users revise their notes in response to different types of AI-generated feedback. Specifically, this study addresses the following research questions:

- **RQ1:** How does the perceived quality of notes vary by the type of feedback received (argumentative, supportive, or neutral)?
- **RQ2:** How does the impact of feedback on perceived note quality differ when participants evaluate co-partisan versus cross-partisan posts?
- **RQ3:** How does the effect of feedback on perceived quality change based on whether participants believe it was generated by a human expert or an AI model?

To investigate these research questions, we conducted an experiment modelled after the Community Notes process. Participants ($N = 893$) were shown a post and asked to write a note providing additional context. Each note was then submitted to a GPT-4 language model, which was prompted to generate one of three types of feedback: argumentative, supportive, or neutral.

Argumentative feedback offers counterpoints to the original note, supportive feedback reinforces the note’s arguments, and neutral feedback simply restates its content. While all feedback was generated by the AI model, we randomly told some participants that the feedback was written by a human expert. This manipulation allows us to examine the roles of human favouritism [47] and automation bias [36] in shaping participants’ responses.

Participants were then asked to revise their notes in light of the feedback. In a second experiment ($N = 1354$), we crowdsourced evaluations of note quality before and after revision. Self-identified Republicans and Democrats rated the notes on a 0–10 scale based on their helpfulness. Figure 1 provides a schematic overview of the experimental workflow.

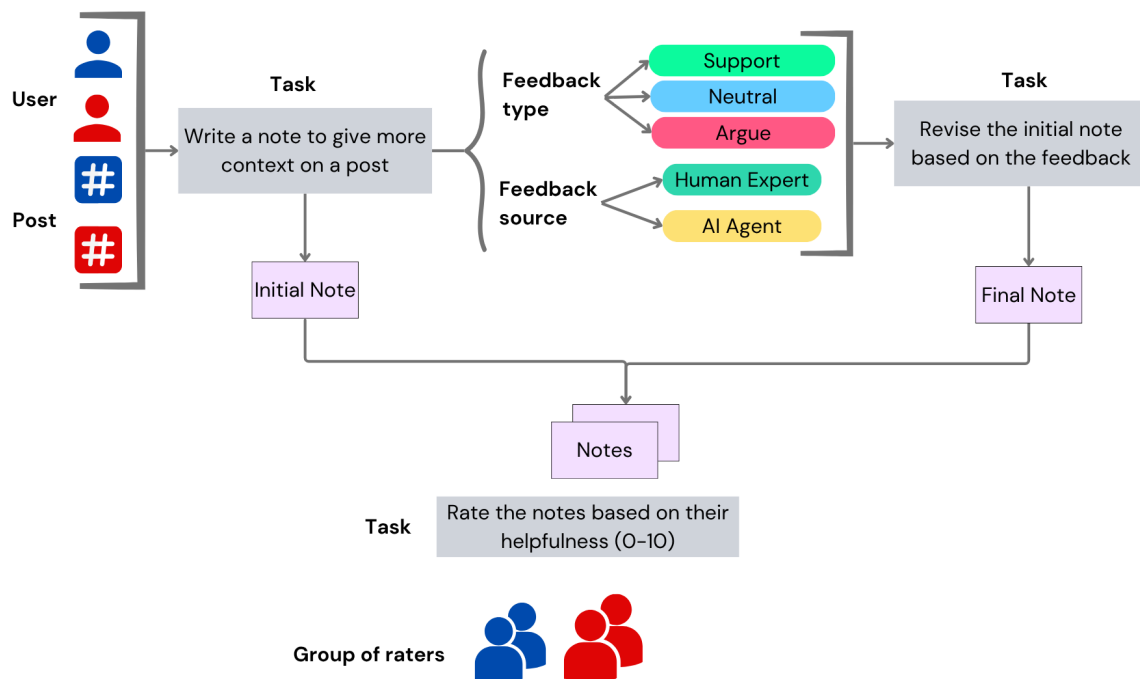


Figure 1: The experimental workflow illustrates the process of note creation, feedback assignment, and evaluation. Participants (self-identified as Democrats or Republicans) wrote initial notes to provide context on posts authored by either Democrats or Republicans. They then received randomly assigned feedback varying in type (supportive, neutral, or argumentative) and source label (AI agent or human expert). After revising their notes in response to the feedback, a separate group of self-identified Democrats and Republicans rated the helpfulness of the original and revised notes. This design enables analysis of feedback effects on note quality and partisan differences in evaluation.

Results

Participants engaged with AI-generated feedback to varying degrees. Figure 2 presents two contrasting cases in which participants received argumentative feedback from the AI. In Figure 2(a), the participant maintained their original stance but incorporated phrasing from the feedback into the revised note. In contrast, in Figure 2(b), the participant disregarded the feedback entirely, making no meaningful changes.

Comparing how these revised notes were evaluated by Democrat and Republican raters reveals a clear pattern. The note in Figure 2(a), which engaged with the feedback, received higher ratings. Conversely, the note in Figure 2(b), which ignored the feedback, was rated poorly.

These contrasting outcomes highlight a key insight: the extent to which participants engage with AI-generated feedback significantly influences the effectiveness of their revisions.

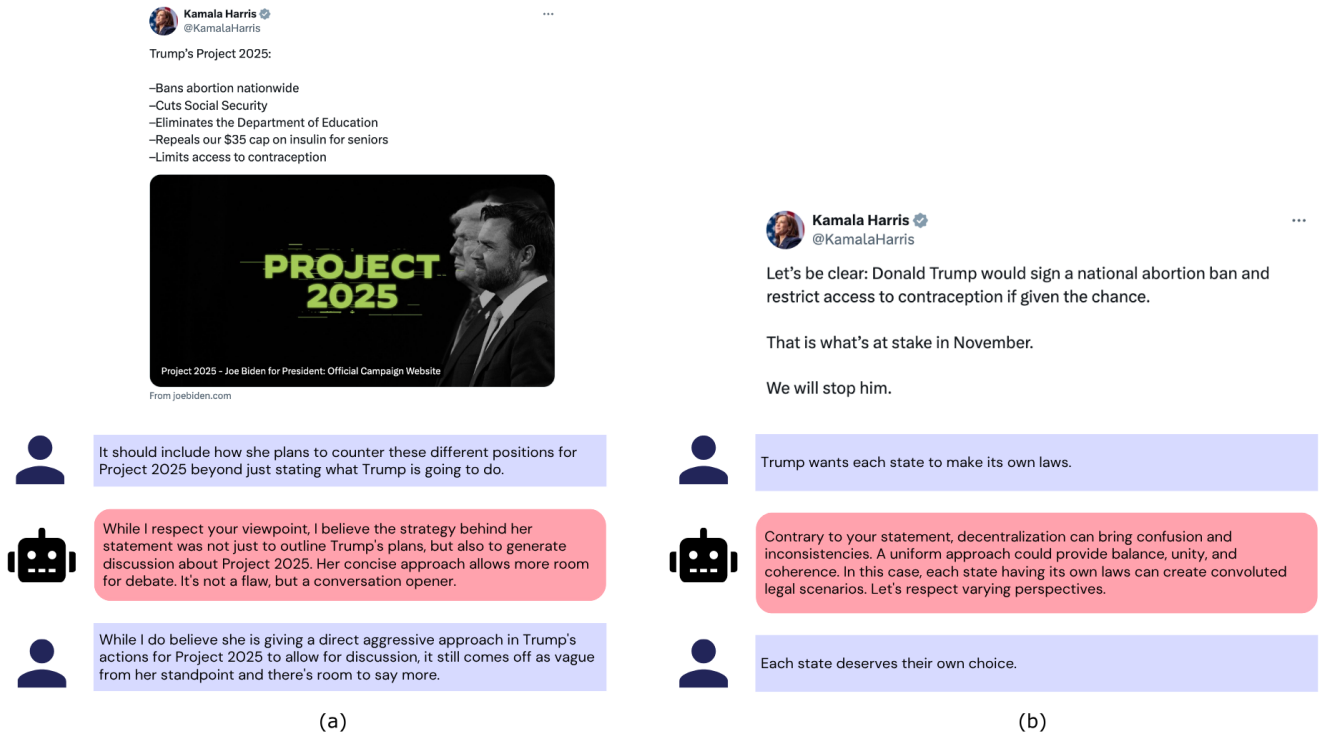


Figure 2: **Examples of notes with high and low engagement in response to argumentative feedback.** (a) A note that improved following argumentative feedback. (b) A note that declined following argumentative feedback

To measure engagement, we introduce the Feedback Acceptance rate (FA), a metric that quantifies the extent to which participants incorporated the provided feedback into their final submissions. Specifically, FA is defined as the semantic similarity score between the feedback and the revised note (see Methods for details). To evaluate whether engagement with feedback leads to higher-quality revisions, we use FA as a

predictor in ordinal logistic regression models. The dependent variables capture whether the revised note has declined, was unchanged, or improved according to the Democrat raters (I_D) and Republican raters (I_R). The results (Figure 3) show that FA is a strong and consistent predictor of note improvement as perceived by both partisan groups. A comparison of odds ratios further indicates that FA has a slightly stronger effect on improvement ratings from Democrats than from Republicans. The result of the regression is available in Table S1.

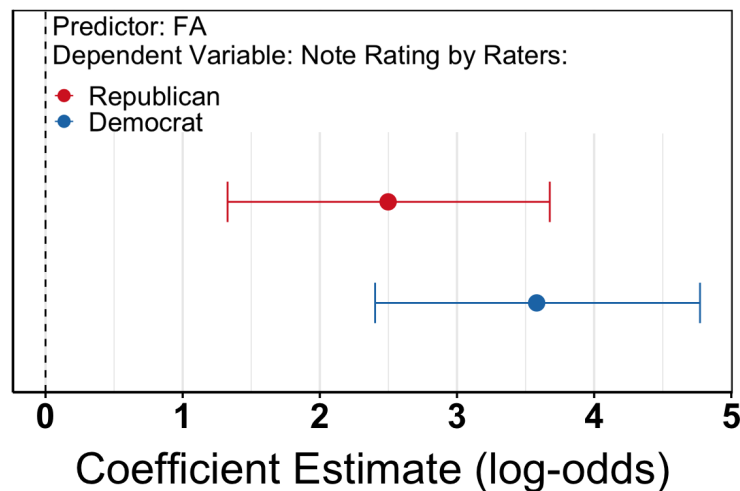


Figure 3: **Logistic regression for the note rating improvement.** Coefficient estimates from the logistic regression model for note rating improvement as a function of FA . Points represent estimated log-odds, with horizontal bars indicating 95% confidence intervals. A vertical dashed line at 0 denotes the null effect. Estimates are grouped by rater affiliation, with blue indicating Democrats and red indicating Republicans.

To better understand the factors that influence this engagement metric, we analyse the relationship between FA and three key variables: the type of post (supporting either Democratic or Republican ideology), the participant’s self-identified partisanship, and the type of feedback received. The results from the Ordinary Least Squares (OLS) regression are shown in Figure 4 (a).

The analysis shows that users who received argumentative feedback were less likely to incorporate it into their final note than those who received supportive feedback. Additionally, Democratic participants were more likely than Republicans to use the feedback in their final notes. However, the type of post did not have a significant effect on this behaviour (see Table S2).

However, analysing the type of post in isolation may not provide the complete picture. We expect individuals who share the political ideology of the post’s author to respond differently when moderating content compared to those with opposing views. To investigate this, we introduce a binary alignment variable that captures the relationship between a participant’s self-identified partisanship and the post’s stance: co-partisan if the participant and the post share the same ideology, and cross-partisan if they do not.

A post is classified as co-partisan when it supports Democrats (Republicans) and the participant identifies as a Democrat (Republican); otherwise, it is classified as cross-partisan.

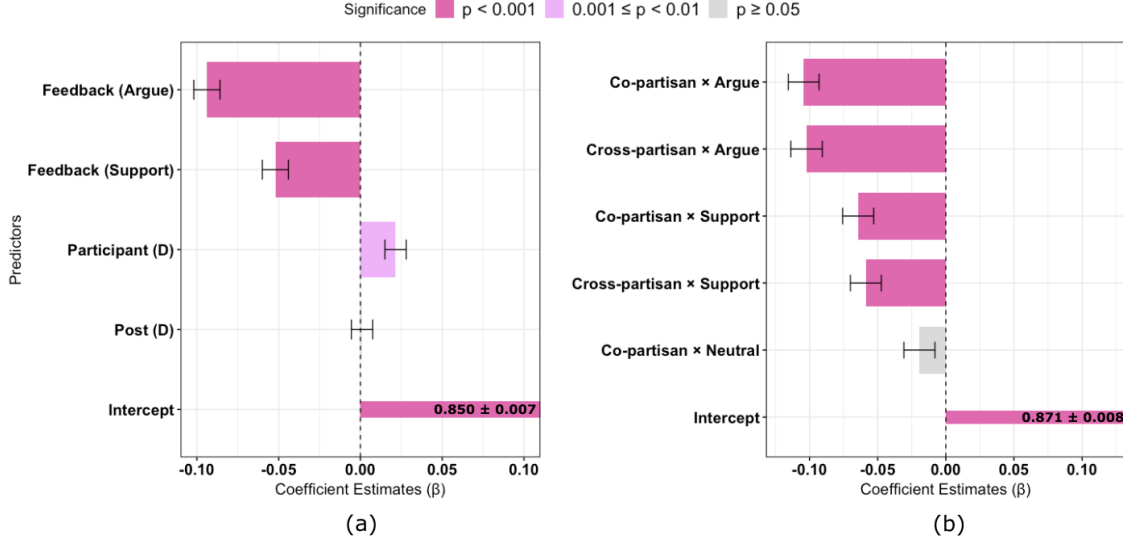


Figure 4: **Bar plot of OLS model for FA .** (a) Model 1 includes feedback type (Neutral as the reference), post type (Republican as the reference), and participant partisanship (Republican as the reference). (b) Model 2 includes feedback type, the alignment between participant and post partisanship (Co- vs. Cross-partisan), and their interaction, with Cross-partisan \times Neutral as the reference category. The plots show estimated regression coefficients (β) with one-standard-error bars. The vertical dashed line at 0 indicates the null effect. Bar widths reflect the relative magnitude of coefficients, and fill colours indicate statistical significance (two-sided Wald tests).

To examine how political alignment affects engagement with feedback, we conducted an OLS regression using FA as the dependent variable, including an interaction term between co-partisanship and feedback type. The results, shown in Figure 4 (b), reveal no significant differences in how users incorporate feedback into their notes, regardless of whether they share the same political affiliation as the post. This holds true for both supportive and argumentative feedback (See Table S3).

The second treatment condition manipulated the labelled source of the feedback. Specifically, we investigate whether participants respond differently depending on whether they believe a human expert or an AI agent generated the feedback. To explore this, we replicate the previous regression analysis on two separate subsets of the data: one in which feedback was attributed to an AI agent, and another in which it was attributed to a human expert. Figure 5 presents the values of FA across the different treatment conditions for both feedback source labels. While the overall patterns are consistent across conditions, we observe a slight increase in FA when the feedback is labelled as AI-generated, specifically for cross-partisan posts. This pattern holds for both argumentative and supportive feedback. These results suggest a marginal preference for AI-labelled feedback when participants engage with content that opposes their political views.

However, the differences are not statistically significant (e.g., FA for AI in cross-partisan \times argumentative = 0.777 vs. 0.762 for human expert, $p = 0.29$; FA for AI in cross-partisan \times supportive = 0.822 vs. 0.803 for human expert, $p = 0.253$), indicating that the labelled source of feedback does not meaningfully influence user behaviour in this context.

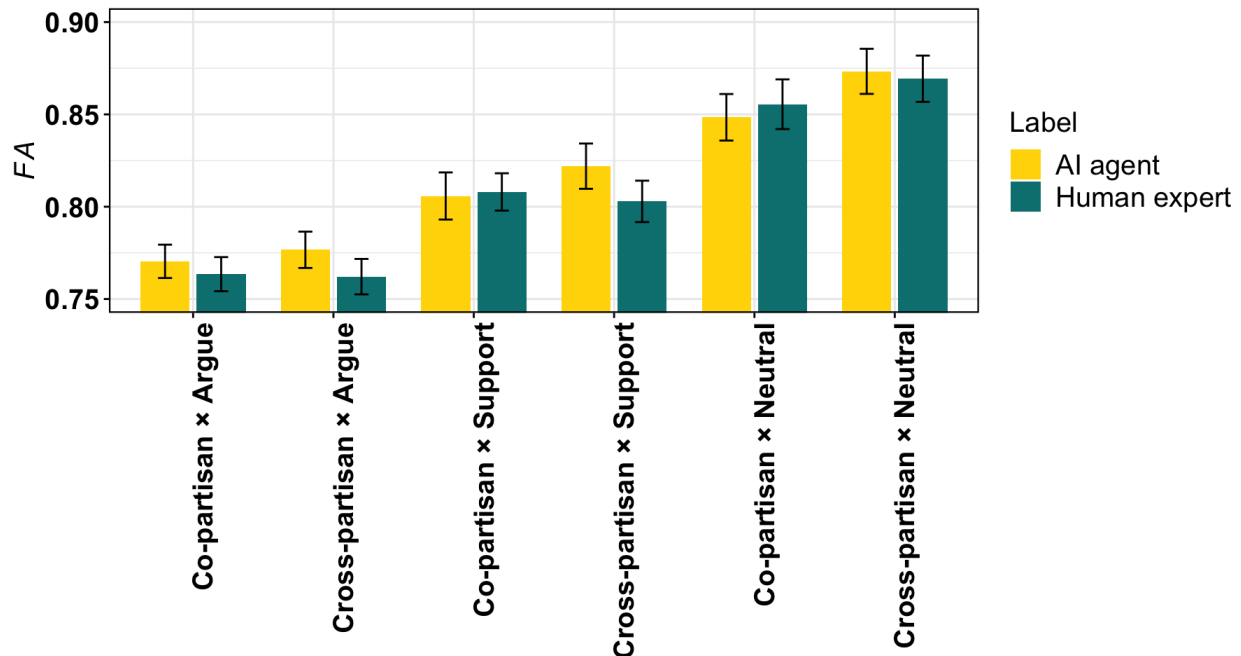


Figure 5: **Comparison of FA values by treatment condition and feedback source for different source labels.** Mean FA values are shown for each feedback type and the alignment between participant and post partisanship (Co- vs. Cross-partisan), with bars coloured by the feedback source (AI vs. Human). Error bars represent the standard error of the mean.

To construct the full model and evaluate the effect of feedback type conditional on participant engagement, we estimated an ordinal logistic regression including both the main effects of feedback type and its interaction with FA . The dependent variables are I_D and I_R , which reflect the improvement of the notes according to Democrat and Republican raters, respectively. This model allows us to assess whether argumentative or supportive feedback is more likely to lead to improvements in perceived helpfulness when participants actively engage with the feedback, and whether these effects differ across political subgroups.

The results of this analysis are presented in Figure 6. The findings indicate that once participants incorporate feedback into their notes, both argumentative and supportive feedback increase the likelihood of producing a more helpful note, as rated by both Democratic and Republican evaluators. However, argumentative feedback shows a larger effect size than supportive feedback, suggesting that when participants engage with feedback that challenges their views and includes counterarguments, the resulting notes are more likely

to be of higher quality.

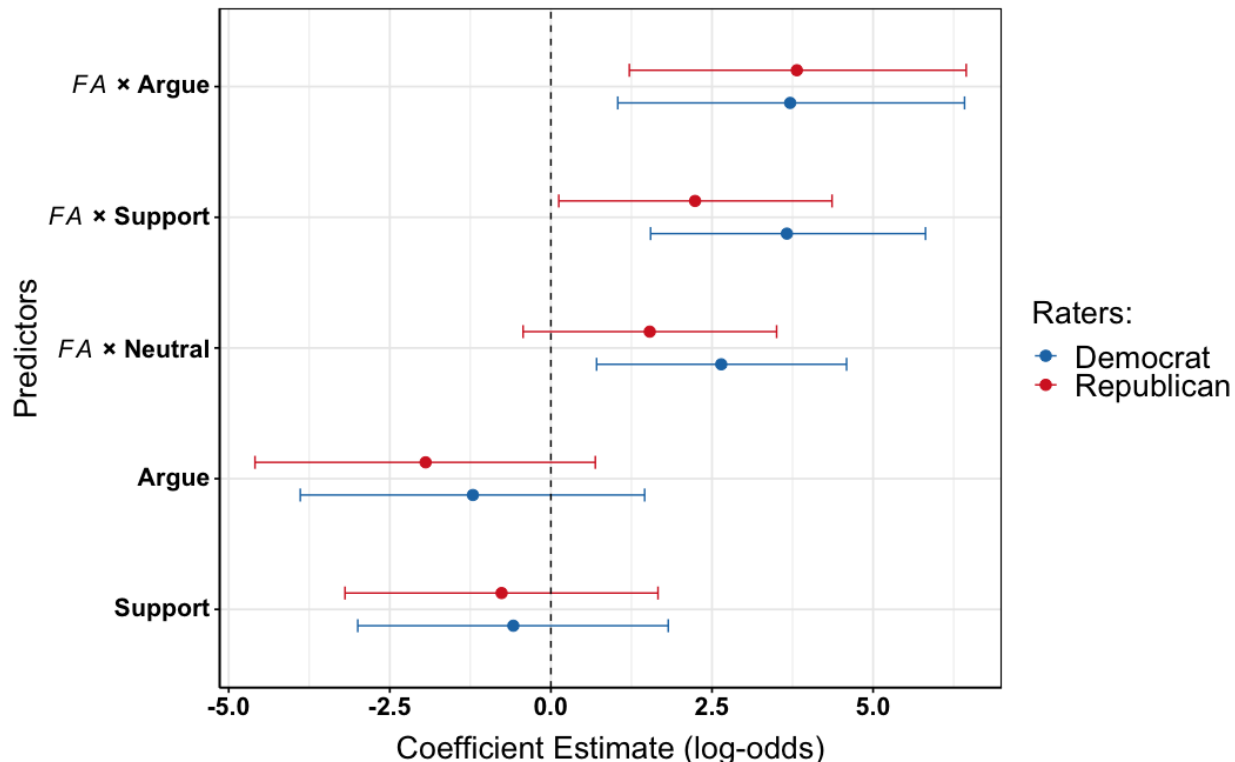


Figure 6: **Logistic regression for the note rating improvements based on feedback type and FA .** Coefficient estimates from a logistic regression model predicting I_D and I_R using Feedback Acceptance rate (FA), feedback type (with *Neutral* as the reference), and their interaction. Points represent estimated coefficients (log-odds), with horizontal bars indicating 95% confidence intervals. A vertical dashed line at 0 denotes the null effect. Estimates are grouped by rater affiliation, with blue indicating Democrats and red indicating Republicans.

Discussion

As Community Notes gains traction across major social media platforms as a leading approach to crowd-based content moderation [8], concerns have been raised about its efficiency and long-term sustainability [13, 48, 15, 49]. One emerging response to these challenges is the integration of generative AI, particularly large language models (LLMs), into the Community Notes ecosystem. In this study, we introduce a framework that leverages GPT-4 to provide users with different types of feedback on their notes. This framework is designed both to evaluate the effectiveness of AI-assisted feedback and to deepen our understanding of the dynamics of human-AI collaboration in this context. We found that within this framework, the effectiveness of feedback in improving note quality depends not only on its type but also on the extent to which participants engage

with it.

Studies have shown that two key factors in collective intelligence are the effort a group invests and how effectively members leverage each other’s knowledge and skills [50]. Our findings align with this: participants who engaged with AI-generated feedback more and incorporated it into their revisions produced better perceived notes. Specifically, the Feedback Acceptance rate (FA), which reflects how closely participants’ final notes match the feedback, emerged as a significant predictor of note improvement for both Democratic and Republican raters (I_D and I_R). A high FA indicates strong engagement with the feedback, while a low FA often corresponds to users disregarding the feedback entirely, sometimes resulting in notes of lower quality than the original (See Figure S10). This behaviour mirrors patterns observed on social media, where users often react defensively to content that challenges their political beliefs [51]. Our findings suggest that when participants move beyond this reflexive partisan response and actively engage with feedback, they produce higher-quality notes.

Among participants who actively engaged with the feedback, our findings show that argumentative feedback was more likely to lead to improvements in note quality. This may be because engaging with counterarguments encourages users to reconsider and refine their positions, resulting in notes that are more balanced, better justified, and ultimately more helpful. Prior research suggests that in problem-solving contexts, when AI systems are designed to complement human cognitive biases, they can prompt users to discover novel solutions, thereby improving outcomes [52]. Relatedly, Juncosa et al. [46] demonstrate that diversity among groups of note authors can enhance note quality under certain conditions. Our current findings suggest that argumentative AI feedback may function as a form of political diversity, exposing users to alternative viewpoints and, in doing so, fostering the production of higher-quality content.

In our second research question, we examined how political alignment between participants and posts influences the perceived helpfulness of notes. Our findings indicate no difference in how users incorporate feedback when the post aligns with their political ideology (co-partisan) versus when it does not (cross-partisan). This pattern holds for both argumentative and supportive feedback. Because the Feedback Acceptance rate (FA) is unaffected by participant-post alignment, note improvement is similarly unaffected.

Lastly, in our third research question, we examined how the labelled source of feedback, whether an AI agent or a human expert, influences participant behaviour and, consequently, the quality of their notes. We find a slight preference for AI-labelled feedback when the post comes from the opposing political party (i.e., in cross-partisan contexts). In these cases, participants are more likely to engage with feedback they believe was generated by an AI agent. This finding is consistent with prior research on automated content moderation, which suggests that users tend to be more receptive to algorithmic decisions. This tendency, known as automation bias, reflects the inclination to overestimate the neutrality and competence of automated systems,

even when they make errors [36, 32].

This study offers insights into the evolving role of AI in crowd-based content moderation. We demonstrate that integrating a large language model (LLM) into the Community Notes system can enhance its efficiency, provided the design preserves human agency and the platform’s core participatory nature. In our framework, the AI functions solely as a reviewer offering suggestions, while users retain full control over the content of their notes, helping to prevent the imposition of any algorithmic bias.

A key contribution of our approach is the introduction of political diversity at the note-writing stage, rather than relying solely on diverse raters at the evaluation stage. When participants engage with argumentative feedback, they are more likely to produce higher-quality notes, as rated by both Democratic and Republican evaluators. This suggests that such feedback not only promotes quicker production of helpful notes but also encourages users to consider counterarguments and revise their contributions in a more balanced and thoughtful way, ultimately discouraging the reinforcement of partisan narratives.

While our findings highlight the potential of integrating argumentative AI feedback into Community Notes, several important limitations must be acknowledged. First, this study does not assess the objective factual accuracy of the notes. Instead, note quality is evaluated through crowdsourced ratings, with groups of Democrats and Republicans assessing perceived helpfulness. This approach does not provide a direct measure of truthfulness, for example, professional fact-checkers might arrive at different conclusions. However, our method aligns with the existing structure of Community Notes, where note approval and display are determined by community consensus rather than expert adjudication. Augenstein et al. (2025) [49] describe this as an epistemological distinction between traditional fact-checking and Community Notes: whereas traditional fact-checking seeks objective truth verified by experts, Community Notes reflect subjective judgments based on users’ perspectives. Importantly, the aim of Community Notes is not solely to debunk falsehoods, but to add context to potentially misleading posts. These posts may not contain outright inaccuracies, yet still risk misinforming readers through omission or imbalance. In such cases, a politically diverse and balanced group of laypeople is well-suited to assess whether the contextual information provided is genuinely informative and helpful [53].

Second, findings derived from an experimental setting may not fully generalise to real-world contexts. For instance, Community Notes participants are volunteers often motivated by political or ideological commitments, whereas participants in our study were recruited and compensated. This difference is reflected in the tone and structure of the notes produced here, which diverge from those typically found on the Community Notes platform. Additionally, in community-based efforts, a small group of “power users” often comes to dominate content creation, developing a specialised language and tone tailored to the platform’s norms. This phenomenon is evident in Community Notes in the widespread use of shorthand such as “NNN”

(“No Note Needed”), which signals that a post is not misleading and does not require annotation. New or casual users are unlikely to be familiar with such conventions, resulting in experienced contributors acting as gatekeepers, a dynamic that may hinder platform scalability [54]. It is important to emphasise that this study did not aim to replicate Community Notes, but rather to examine the impact of integrating AI-driven argumentative assistance within the process of community-based content moderation.

Third, the “breaking news problem” remains a persistent challenge. For AI to provide meaningful feedback, it must have a sufficient understanding of the topic. When this is lacking, the AI may still offer feedback that encourages critical thinking, effectively acting as a nudging algorithm [55]. That said, recent advancements in large language models have enabled web-search capabilities, which may allow them to engage more effectively with current events in future applications.

Overall, this study provides a deeper understanding of human–AI interaction within a community-based content moderation system. Our findings suggest that AI can meaningfully enhance this process, not by replacing human judgment, but by offering targeted feedback. In particular, AI-generated argumentative feedback can introduce political diversity and improve note quality by prompting authors to consider opposing viewpoints. However, the presence of AI alone is insufficient to ensure effective collaboration. Its impact depends on active user engagement, which is shaped by factors such as the participant’s partisanship.

Future work could extend these insights by examining longer-term interactions between users and AI to understand how engagement patterns evolve over time. Allowing users to interact with the AI across multiple sessions would provide a deeper understanding of sustained behaviour in this context. Additionally, while this study focused on political content, it would be valuable to explore how human–AI collaboration functions in apolitical or less polarising domains to assess whether similar engagement patterns emerge.

Methods

Data Collection

We collected data for this study through a series of experiments involving participants recruited via the online research platform Prolific. Eligibility was limited to residents of the United States. Participants received compensation for their time. The experiments were designed and implemented using the oTree framework (version 5.10.4), and GPT-4 was used as the AI agent in the note-writing task. In this section, we provide a detailed overview of the experimental procedures, including the creation of notes and their subsequent evaluation through crowd-based ratings.

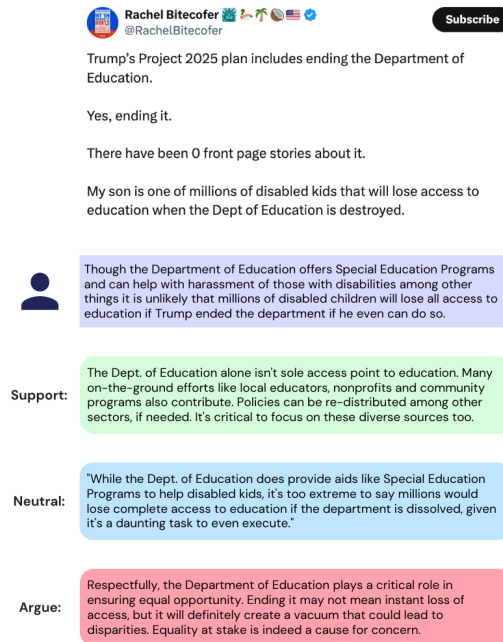


Figure 7: **AI-generated feedback across treatment conditions.** An example of a note created in the experiment and the responses the AI provides in each treatment.

Note Writing

In this experiment, participants first indicated their political affiliation using a nine-point slider ranging from "Strongly Democrat" to "Strongly Republican." Those who identified as neutral were excluded from the study. Participants were then shown a political social media post and asked to write a contextual note and classify the post as either misleading or not. The instructions mirrored those provided to Community Notes users. After submitting their initial notes, participants received feedback labelled as coming from either an AI agent or a human expert, though in all cases, the feedback was generated by GPT-4. Participants were debriefed about the true source of the feedback at the end of the experiment.

Participants were randomly assigned to one of three feedback conditions. In the Argue group, the AI provided feedback that challenged the points made in the participant's note while maintaining an opposing stance. In the Neutral group, the AI rephrased the note without introducing contradictions or additional evidence. In the Support group, the AI reinforced and expanded on the participants' original arguments. Examples of AI-generated feedback for each condition are shown in Figure 7, and the full prompts used to generate this feedback are included in the Supporting Information.

After receiving feedback, participants were asked to revise their notes and were given the option to update their original classification of the post as misleading or not. Finally, they completed a short survey measuring

their comfort level with emerging technologies. Additional details about the experiment are provided in the Supporting Information.

We used 40 social media posts with clear partisan messaging, all previously analysed by Community Notes users. After data cleaning, the final dataset included 893 participants: 455 self-identified Democrats and 438 self-identified Republicans. The study received ethical approval from the University College Dublin Office of Research Ethics (HS-LR-24-230-Mohammadi-Yasseri).

Note Evaluation

In the next phase of data collection, we recruited a new group of participants to evaluate the notes. After providing informed consent, participants first reported their political partisanship using a nine-point scale. They were then shown two different social media posts, each accompanied by 10 notes, and asked to evaluate the notes along two dimensions: helpfulness and favouritism. Helpfulness was rated on a scale from 0 to 10, reflecting the perceived utility of the note. Favouritism was assessed using a nine-point scale, indicating the extent to which a note appeared biased toward either political party, ranging from "Favouring Democrats" to "Favouring Republicans." As shown in Figure SI11, each note received evaluations from at least three Democratic and three Republican participants. In total, we recruited 1354 participants for this evaluation phase, with each participant evaluating 20 notes across two posts (10 notes per post). This part of the study too received ethical approval from the University College Dublin Office of Research Ethics (HS-LR-24-188-Mohammadi-Yasseri).

Measurements

Helpfulness

The data collected from the note evaluation experiment provides the helpfulness scores assigned to each note by participants identified as Democrats and Republicans. As described earlier, each evaluator rates two posts and 10 notes per post. To standardise the scores and account for the rating habit of each user, we calculated z-scores of the notes associated with each post by a rater. The normalised score $\hat{H}_{u,i}^T$, representing helpfulness given by user u to note i for post T , is calculated as

$$\hat{H}_{u,i}^T = \frac{H_{u,i}^T - \mu_u^T}{\sigma_u^T},$$

where μ_u^T is the mean of the scores assigned by user u to post T , and σ_u^T is the standard deviation of these scores.

To ensure reliability, we excluded the highest and lowest ratings for each note, provided the note had

been rated by at least five Democrats and five Republicans (evaluated separately). We then calculate the final helpfulness score for each note by averaging the remaining normalised ratings.

Improvement is calculated as the relative percentage change in helpfulness scores from the initial to the final note. The improvement metric I_X^H , where X indicates Democrat or Republican raters, is defined as:

$$I_X^H = \frac{H_{\text{final}} - H_{\text{initial}}}{H_{\text{initial}}}.$$

Notes were then categorised based on the percentage change in improvement. Notes with an improvement greater than 10% are classified as *improved* ($I = +1$). Those with a change between -10% and $+10\%$ are classified as *unchanged* ($I = 0$). Notes with a decline greater than 10% are labelled as *declined* ($I = -1$).

Feedback Acceptance rate (FA)

To quantify the extent to which participants incorporated the feedback into their final notes, we calculated the semantic similarity between each piece of feedback and the corresponding revised note. This was measured using cosine similarity, implemented via the Scikit-learn package (version 0.0.post9). The resulting metric, referred to as the Feedback Acceptance rate (FA), captures the degree to which the feedback has been incorporated in the revised note. Figure SI8 displays the distribution of FA scores across the different feedback conditions.

The same semantic similarity method was also used to compute the similarity between the initial and revised versions of each note. This measure captures the extent to which a note changed during the revision process. Lower similarity scores indicate greater changes. Figure SI9 shows the distribution of similarity scores between the initial and final notes across the different feedback conditions.

Statistical Analysis

We conducted ordinal logistic regressions to examine changes in helpfulness scores, which could take values of 1 ("improved"), 0 ("unchanged"), or -1 ("declined"). The regressions were performed using the `polr()` function from the MASS package (version 7.3.57) in R. We report odds ratios, standard errors, and two-tailed p-values for each predictor. The p-values were calculated using the Wald test. To investigate the variables affecting the Feedback Acceptance rate (FA), we used ordinary least squares regressions (OLS). We used the `lm()` function from the stats package (version 4.2.1) in R to estimate the models. We report coefficient estimates, standard errors, and two-tailed p-values for each predictor. The p-values were calculated using the Wald test.

Data Availability

Data used in the study are available on Harvard Dataverse ([doi:10.7910/DVN/SWTACT](https://doi.org/10.7910/DVN/SWTACT)).

Acknowledgments

The authors wish to thank Gabriela Juncosa and Nico Mutzner for their valuable comments. This publication has emanated from research supported in part by a grant from Taighde Éireann – Research Ireland under Grant numbers 18/CRT/6049 and IRCLA/2022/3217. TY acknowledges support from Workday, Inc. For the purpose of Open Access, the author has applied a CC BY public copyright licence to any Author Accepted Manuscript version arising from this submission.

Author Contribution

SM and TY designed the experiments and analysed the data. SM conducted the experiments. SM and TY drafted the paper. TY secured the funding and supervised the project. All authors contributed to writing the manuscript and gave final approval for publication.

Competing interests

The authors declare no competing interests.

Correspondence

Correspondence and requests for materials should be addressed to Taha Yasseri: taha.yasseri@tcd.ie.

References

- [1] Eytan Bakshy, Solomon Messing, and Lada A Adamic. Exposure to ideologically diverse news and opinion on facebook. *Science*, 348(6239):1130–1132, 2015.
- [2] Cass R Sunstein. *Echo chambers: Bush v. Gore, impeachment, and beyond*. Princeton University Press Princeton, NJ, 2001.
- [3] Gary King, Benjamin Schneer, and Ariel White. How the news media activate public expression and influence national agendas. *Science*, 358(6364):776–780, 2017.

- [4] Hunt Allcott and Matthew Gentzkow. Social media and fake news in the 2016 election. *Journal of economic perspectives*, 31(2):211–236, 2017.
- [5] Ciara M Greene, Robert A Nash, and Gillian Murphy. Misremembering brexit: Partisan bias and individual predictors of false memories for fake news stories among brexit voters. *Memory*, 29(5):587–604, 2021.
- [6] World Health Organization. Director-general speeches: Munich security conference. Accessed: April 3, 2024.
- [7] Ofra Klein. Mobilising the mob: The multifaceted role of social media in the january 6th us capitol attack. *Javnost-The Public*, 32(1):33–50, 2025.
- [8] Joel Kaplan. More speech and fewer mistakes. <https://about.fb.com/news/2025/01/meta-more-speech-fewer-mistakes/>, 2025. Accessed: (February 25, 2025).
- [9] X.com community notes guide. <https://communitynotes.x.com/guide/en>. Accessed: April 3, 2024.
- [10] Naeemul Hassan, Bill Adair, James T Hamilton, Chengkai Li, Mark Tremayne, Jun Yang, and Cong Yu. The quest to automate fact-checking. In *Proceedings of the 2015 computation+ journalism symposium*. Citeseer, 2015.
- [11] Emily Vogels, Andrew Perrin, and Monica Anderson. Most americans think social media sites censor political viewpoints. <https://www.pewresearch.org/internet/2020/08/19/most-americans-think-social-media-sites-censor-political-viewpoints/>, 2020. Accessed: February 26, 2025.
- [12] Taha Yasseri and Filippo Menczer. Can crowdsourcing rescue the social marketplace of ideas? *Communications of the ACM*, 66(9):42–45, 2023.
- [13] Jennifer Allen, Cameron Martel, and David G Rand. Birds of a feather don’t fact-check each other: Partisanship and the evaluation of news in twitter’s birdwatch crowdsourced fact-checking program. In *Proceedings of the 2022 CHI Conference on Human Factors in Computing Systems*, pages 1–19, 2022.
- [14] Center for Countering Digital Hate. Rated not helpful; how x’s community notes system falls short on misleading election claims, 2024. New research by CCDH shows that X’s Community Notes are failing to counter false and misleading claims about the US election.
- [15] Bao Tran Truong, Sangyeon Kim, Gianluca Nogara, Enrico Verdolotti, Erfan Samieyan Sahneh, Florian Saurwein, Natascha Just, Luca Luceri, Silvia Giordano, and Filippo Menczer. Delayed takedown of illegal content on social media makes moderation ineffective. *arXiv preprint arXiv:2502.08841*, 2025.

- [16] Gianluca Demartini, Stefano Mizzaro, and Damiano Spina. Human-in-the-loop artificial intelligence for fighting online misinformation: Challenges and opportunities. *IEEE Data Eng. Bull.*, 43(3):65–74, 2020.
- [17] William Yang Wang. ”liar, liar pants on fire”: A new benchmark dataset for fake news detection. *arXiv preprint arXiv:1705.00648*, 2017.
- [18] James Thorne, Andreas Vlachos, Christos Christodoulopoulos, and Arpit Mittal. Fever: a large-scale dataset for fact extraction and verification. *arXiv preprint arXiv:1803.05355*, 2018.
- [19] Bertie Vidgen and Leon Derczynski. Directions in abusive language training data, a systematic review: Garbage in, garbage out. *Plos one*, 15(12):e0243300, 2020.
- [20] Reuben Binns, Michael Veale, Max Van Kleek, and Nigel Shadbolt. Like trainer, like bot? inheritance of bias in algorithmic content moderation. In *Social Informatics: 9th International Conference, SocInfo 2017, Oxford, UK, September 13-15, 2017, Proceedings, Part II 9*, pages 405–415. Springer, 2017.
- [21] Jason W Burton, Ezequiel Lopez-Lopez, Shahar Hechtlinger, Zoe Rahwan, Samuel Aeschbach, Michiel A Bakker, Joshua A Becker, Aleks Berditshevskaia, Julian Berger, Levin Brinkmann, et al. How large language models can reshape collective intelligence. *Nature human behaviour*, 8(9):1643–1655, 2024.
- [22] Hao Cui and Taha Yasseri. Ai-enhanced collective intelligence. *Patterns*, 5(11), 2024.
- [23] Hui Bai, Jan G Voelkel, Shane Muldowney, Johannes C Eichstaedt, and Robb Willer. Llm-generated messages can persuade humans on policy issues. *Nature Communications*, 16(1):6037, 2025.
- [24] Kobi Hackenburg and Helen Margetts. Evaluating the persuasive influence of political microtargeting with large language models. *Proceedings of the National Academy of Sciences*, 121(24):e2403116121, 2024.
- [25] Kai-Cheng Yang and Filippo Menczer. Large language models can rate news outlet credibility. *arXiv e-prints*, pages arXiv–2304, 2023.
- [26] Dorian Quelle and Alexandre Bovet. The perils and promises of fact-checking with large language models. *Frontiers in Artificial Intelligence*, 7:1341697, 2024.
- [27] Emma Hoes, Sacha Altay, and Juan Bermeo. Leveraging chatgpt for efficient fact-checking. *PsyArXiv. April*, 3, 2023.
- [28] Elizaveta Kuznetsova, Mykola Makhortykh, Victoria Vziatysheva, Martha Stolze, Ani Baghumyan, and Aleksandra Urman. In generative ai we trust: can chatbots effectively verify political information? *Journal of Computational Social Science*, 8(1):15, 2025.

- [29] Xinyi Zhou, Ashish Sharma, Amy X Zhang, and Tim Althoff. Correcting misinformation on social media with a large language model. *arXiv preprint arXiv:2403.11169*, 2024.
- [30] Soham De, Michiel A Bakker, Jay Baxter, and Martin Saveski. Supernotes: Driving consensus in crowd-sourced fact-checking. In *Proceedings of the ACM on Web Conference 2025*, pages 3751–3761, 2025.
- [31] Zhuoran Lu, Patrick Li, Weilong Wang, and Ming Yin. The effects of ai-based credibility indicators on the detection and spread of misinformation under social influence. *Proceedings of the ACM on Human-Computer Interaction*, 6(CSCW2):1–27, 2022.
- [32] An T Nguyen, Aditya Kharosekar, Saumyaa Krishnan, Siddhesh Krishnan, Elizabeth Tate, Byron C Wallace, and Matthew Lease. Believe it or not: designing a human-ai partnership for mixed-initiative fact-checking. In *Proceedings of the 31st annual ACM symposium on user interface software and technology*, pages 189–199, 2018.
- [33] Tarleton Gillespie. Content moderation, ai, and the question of scale. *Big Data & Society*, 7(2):5, 2020.
- [34] Milena Tsvetkova, Taha Yasseri, Niccolo Pescetelli, and Tobias Werner. A new sociology of humans and machines. *Nature Human Behaviour*, 8(10):1864–1876, 2024.
- [35] Vera Schmitt, Luis-Felipe Villa-Arenas, Nils Feldhus, Joachim Meyer, Robert P Spang, and Sebastian Möller. The role of explainability in collaborative human-ai disinformation detection. In *Proceedings of the 2024 ACM Conference on Fairness, Accountability, and Transparency*, pages 2157–2174, 2024.
- [36] Mary L Cummings. Automation bias in intelligent time critical decision support systems. In *Decision making in aviation*, pages 289–294. Routledge, 2017.
- [37] Matthew R DeVerna, Harry Yaojun Yan, Kai-Cheng Yang, and Filippo Menczer. Fact-checking information from large language models can decrease headline discernment. *Proceedings of the National Academy of Sciences*, 121(50):e2322823121, 2024.
- [38] Farnaz Jahanbakhsh, Yannis Katsis, Dakuo Wang, Lucian Popa, and Michael Muller. Exploring the use of personalized ai for identifying misinformation on social media. In *Proceedings of the 2023 CHI Conference on Human Factors in Computing Systems*, pages 1–27, 2023.
- [39] Junsol Kim, Zhao Wang, Haohan Shi, Hsin-Keng Ling, and James Evans. Differential impact from individual versus collective misinformation tagging on the diversity of twitter (x) information engagement and mobility. *Nature Communications*, 16(1):973, 2025.
- [40] Ofer Arazy, Oded Nov, Raymond Patterson, and Lisa Yeo. Information quality in wikipedia: The effects of group composition and task conflict. *Journal of management information systems*, 27(4):71–98, 2011.

- [41] Taha Yasseri, Robert Sumi, András Rung, András Kornai, and János Kertész. Dynamics of conflicts in wikipedia. *PloS one*, 7(6):e38869, 2012.
- [42] Feng Shi, Misha Teplitskiy, Eamon Duede, and James A Evans. The wisdom of polarized crowds. *Nature human behaviour*, 3(4):329–336, 2019.
- [43] Taha Yasseri. Computational sociology of humans and machines; conflict and collaboration. *arXiv preprint arXiv:2412.14606*, 2024.
- [44] Aidan Combs, Graham Tierney, Brian Guay, Friedolin Merhout, Christopher A Bail, D Sunshine Hillygus, and Alexander Volfovsky. Anonymous cross-party conversations can decrease political polarization: A field experiment on a mobile chat platform. *SocArXiv. September*, 23, 2022.
- [45] Lisa P Argyle, Christopher A Bail, Ethan C Busby, Joshua R Gubler, Thomas Howe, Christopher Rytting, Taylor Sorensen, and David Wingate. Leveraging ai for democratic discourse: Chat interventions can improve online political conversations at scale. *Proceedings of the National Academy of Sciences*, 120(41):e2311627120, 2023.
- [46] Maria Gabriela Juncosa Calahorrano, Saeedeh Mohammadi, Margaret Samahita, and Taha Yasseri. Interplay between diversity and efficiency in collaborative efforts for content moderation. Manuscript in progress, 2024.
- [47] Carey K Morewedge. Preference for human, not algorithm aversion. *Trends in Cognitive Sciences*, 26(10):824–826, 2022.
- [48] Yuwei Chuai, Moritz Pilarski, Gabriele Lenzini, and Nicolas Pröllochs. Community notes reduce the spread of misleading posts on x. *OSF Preprint*. <https://osf.io/preprints/osf/3a4fe>, preprint: not peer reviewed, 2024.
- [49] Isabelle Augenstein, Michiel Bakker, Tanmoy Chakraborty, David Corney, Emilio Ferrara, Iryna Gurevych, Scott Hale, Eduard Hovy, Heng Ji, Irene Larraz, et al. Community moderation and the new epistemology of fact checking on social media. *arXiv preprint arXiv:2505.20067*, 2025.
- [50] Anita Williams Woolley and Pranav Gupta. Understanding collective intelligence: Investigating the role of collective memory, attention, and reasoning processes. *Perspectives on Psychological Science*, 19(2):344–354, 2024.
- [51] Christopher A Bail, Lisa P Argyle, Taylor W Brown, John P Bumpus, Haohan Chen, MB Fallin Hunzaker, Jaemin Lee, Marcus Mann, Friedolin Merhout, and Alexander Volfovsky. Exposure to opposing views on social media can increase political polarization. *Proceedings of the National Academy of Sciences*, 115(37):9216–9221, 2018.

- [52] Levin Brinkmann, Deniz Gezerli, KV Kleist, Thomas F Müller, Iyad Rahwan, and Niccolo Pescetelli. Hybrid social learning in human-algorithm cultural transmission. *Philosophical Transactions of the Royal Society A*, 380(2227):20200426, 2022.
- [53] Cameron Martel, Jennifer Allen, Gordon Pennycook, and David G Rand. Crowds can effectively identify misinformation at scale. *Perspectives on Psychological Science*, 19(2):477–488, 2024.
- [54] Aaron Halfaker, R Stuart Geiger, Jonathan T Morgan, and John Riedl. The rise and decline of an open collaboration system: How wikipedia’s reaction to popularity is causing its decline. *American behavioral scientist*, 57(5):664–688, 2013.
- [55] Gordon Pennycook and David G Rand. Nudging social media toward accuracy. *The Annals of the American Academy of Political and Social Science*, 700(1):152–164, 2022.

AI Feedback Enhances Community-Based Content Moderation through Engagement with Counterarguments

Note Writing Experiment

[illegible]

Afterwards, participants were presented with a description of the study. At this stage, they were informed that the feedback they would receive could come either from a human expert or an artificial intelligence machine. Figure S2 shows a screenshot of this page.

Welcome to Our Study!

Thank you for participating in this experiment. Here is what you will be doing:

What You will Do:

1. **Read a Tweet:** You will start by reading a Tweet provided to you.
2. **Evaluate the Tweet:** You should mention if you think the Tweet is misleading or not.
3. **Write a Note:** Write a note with context that you believe should be shown with the post to keep others informed.
4. **Receive Feedback:** An expert will review the note that you have written and provide feedback. The expert could either be **a human expert** or **an artificial intelligence machine**.
 - **Consider the Feedback:** Use the feedback to make your note even better.
5. **Revise Your Note:** Use the feedback you received to improve your note.
6. **Complete Surveys:** To finish, you will complete a survey.

Next

Figure S2: A screenshot of the description of the study that participants read before the first task of the study.

In the first task of the experiment, participants were instructed to read a social media post and write a note aimed at providing additional context and assessing whether the post was misleading or not. The note was required to be under 280 characters. Participants were given 10 minutes to complete this task. Figure S3 shows an example of the task page.



Time left to complete this page: 9:47

Please read the Tweet below carefully



House Republicans 
@HouseGOP

...

 A man who can't even be held responsible for mishandling classified information properly has absolutely no business occupying the Oval Office. 

Please identify if you believe this Tweet may be misleading.

- ☐ Misleading
☐ Not Misleading

Write a note with context that you believe should be shown with the post to keep others informed.

Please be precise.

280 characters remaining

Next

Figure S3: A screenshot of the first task of the note writing experiment, which asks the participants to write a note to provide context to a social media post.

After completing the first task, participants were shown a "please wait" page, which informed them about the source of the upcoming feedback. They remained on this page for 2.5 minutes to create the impression that the feedback might be provided by a human. Figure S4 displays two screenshots of this

page, illustrating both feedback source conditions.

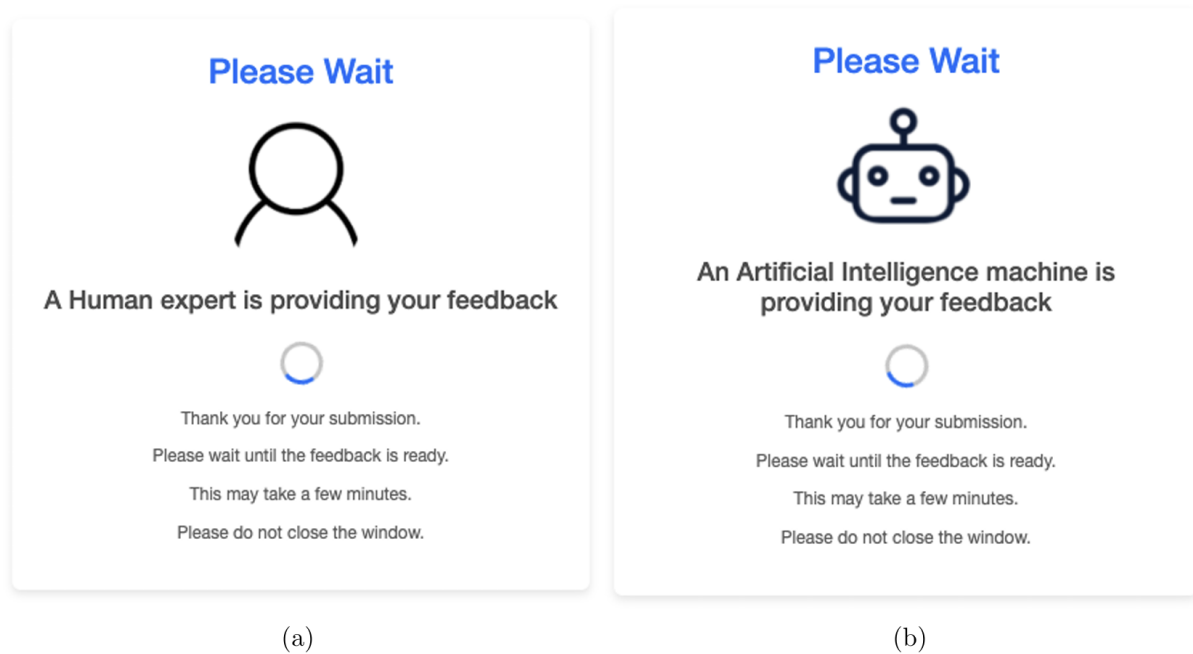


Figure S4: The screenshot of the "please wait" page. (a) The feedback source is a human expert. (b) The feedback source is an artificial intelligence machine.

Afterwards, participants were given seven minutes to review the feedback and revise their notes accordingly. During this stage, they were also allowed to change the classification of the post (misleading or not misleading). Additionally, participants were reminded of the feedback source. An example of this page is shown in Figure S5.

Time left to complete this page: 6:26

A Human expert provided the following feedback on the note you wrote.

Feedback





The information in the tweet may be misunderstood. President Biden has not faced any charges or prosecution related to the mishandling of classified information. Please avoid including non-verified facts.

Please revise your note based on the feedback.



House Republicans 
@HouseGOP

...

 A man who can't even be held responsible for mishandling classified information properly has absolutely no business occupying the Oval Office. 

Your initial note

President Biden was never accused of mishandling the classified information. He was never prosecuted over this issue.

Please write your revised note here

280 characters remaining

You have the opportunity to change your previous choice.

- ☒ Misleading
☐ Not Misleading

Next

Figure S5: A screenshot of the second task of the note writing experiment, where participants are given feedback on their notes and are asked to modify their notes, based on the feedback.

After the second task, participants completed a post-experiment survey where they rated their comfort level with various technologies. Figure S6 shows the survey page displaying the full list of questions.

Participants were given four minutes to complete the survey.

Time left to complete this page: 3:52

Please answer the following survey.

Please indicate how comfortable you are with the use of the following in society.

	Extremely uncomfortable	Somewhat uncomfortable	Neither comfortable nor uncomfortable	Somewhat comfortable	Extremely comfortable	I am not familiar with the technology
Recommendation systems (for recommended films, products, articles, personalised feeds, etc.)	<input type="radio"/>	<input type="radio"/>	<input type="radio"/>	<input type="radio"/>	<input type="radio"/>	<input type="radio"/>
Digital voice assistants (e.g. Apple Siri, Samsung Bixby, Microsoft Cortana, Google Assistant, Amazon Echo or Alexa, etc.)	<input type="radio"/>	<input type="radio"/>	<input type="radio"/>	<input type="radio"/>	<input type="radio"/>	<input type="radio"/>
Smart home devices (e.g. smart thermostat, smart lighting, smart appliances, etc.)	<input type="radio"/>	<input type="radio"/>	<input type="radio"/>	<input type="radio"/>	<input type="radio"/>	<input type="radio"/>
Self-driving cars	<input type="radio"/>	<input type="radio"/>	<input type="radio"/>	<input type="radio"/>	<input type="radio"/>	<input type="radio"/>
Generative AI (e.g. ChatGPT, MidJourney, Dall-E, etc.)	<input type="radio"/>	<input type="radio"/>	<input type="radio"/>	<input type="radio"/>	<input type="radio"/>	<input type="radio"/>
Automated spam detection and filters for emails.	<input type="radio"/>	<input type="radio"/>	<input type="radio"/>	<input type="radio"/>	<input type="radio"/>	<input type="radio"/>
Customer service bots	<input type="radio"/>	<input type="radio"/>	<input type="radio"/>	<input type="radio"/>	<input type="radio"/>	<input type="radio"/>
Facial recognition software	<input type="radio"/>	<input type="radio"/>	<input type="radio"/>	<input type="radio"/>	<input type="radio"/>	<input type="radio"/>
Autocomplete when writing text	<input type="radio"/>	<input type="radio"/>	<input type="radio"/>	<input type="radio"/>	<input type="radio"/>	<input type="radio"/>

Next

Figure S6: A screenshot of the post-experiment survey

Subsequently, participants were asked to identify the source of the feedback as an attention check. Those

who selected an incorrect option or chose "I do not remember" were excluded from the dataset. Finally, on the debrief page, participants were informed that all feedback was generated by an AI agent and that no human experts were involved.

Note Evaluation Experiment

In the note evaluation experiment, participants were recruited to assess each note produced in the note writing experiment. Upon entering the study, participants first viewed an information sheet outlining the risks and benefits of participation, the purpose of the study, and ethics approval details. They then completed a consent form and provided their Prolific ID.

Afterwards, participants were asked to indicate their partisanship on a nine-point scale, consistent with the note-writing experiment. Those who selected the "neutral" option were excluded from the study.

In the main task of the experiment, participants were shown a social media post accompanied by 10 notes written about that post. They were asked to rate each note on two dimensions: overall helpfulness and favouritism. Overall helpfulness was defined as the quality and usefulness of the note in providing appropriate context for the post, rated on a scale from 0 to 10. Favouritism was described as the degree to which the note displayed bias favouring one political party beyond objectivity, measured on a nine-point scale ranging from strongly favouring Democrats to strongly favouring Republicans. Participants had 7 minutes to evaluate all 10 notes. Figure S7 shows a screenshot of the task description. Each participant evaluated two different social media posts, each with its own set of 10 notes.

Time left to complete this page: 6:21

At this stage, you are shown a series of texts (which we will refer to as “notes”). These notes are written about a Tweet posted by a prominent public figure. The purpose of each note is to contextualise the original Tweet and to give necessary information to potential readers about the Tweet’s main claim or claims. The notes should provide a convincing argument supporting their evaluation of the original Tweet.

You will review 10 notes for the same Tweet and must evaluate each individually and independently of the other notes.

Evaluate the notes using the following criteria:

Overall Helpfulness: On a scale of 0 (least helpful) to 10 (most helpful), rate the note based on its overall quality and helpfulness. Remember the purpose of the notes is to put the original Tweet in the right context.

Favoritism: After reading each note, determine if it shows a preference for one political party over the other **beyond objectivity**. Indicate whether the language, tone, or content seems to favor Democrats or Republicans, or if it remains neutral beyond the main argument.

This section should take you about 7 minutes approximately

Here is the Tweet:



Rachel Bitecofer
@RachelBitecofer



Subscribe



Trump’s Project 2025 plan includes ending the Department of Education.

Yes, ending it.

There have been 0 front page stories about it.

My son is one of millions of disabled kids that will lose access to education when the Dept of Education is destroyed.

NOTES	Overall Helpfulness	Does this NOTE favours one party beyond objectivity?
1: This post is to mislead Americans on the elections.I believe the person who tweeted this is a democrat and wants to bring chaos in the country. Such posts like this should be ignored by reviewers. People who post false news like this one should be banned from social media.	<div>----- ▾</div>	<div><div>Favouring DemocratsNeutralFavouring Republicans</div><div><input type="radio"/><input type="radio"/><input type="radio"/><input type="radio"/><input type="radio"/><input type="radio"/><input type="radio"/><input type="radio"/><input type="radio"/></div></div>
2: What is the actual plan? It lacks facts and a plan of what this will Look like for education in the future	<div>----- ▾</div>	<div><div>Favouring DemocratsNeutralFavouring Republicans</div><div><input type="radio"/><input type="radio"/><input type="radio"/><input type="radio"/><input type="radio"/><input type="radio"/><input type="radio"/><input type="radio"/><input type="radio"/></div></div>

Figure S7: A screenshot of the description provided to participants for evaluating the notes.

Protocol for selecting the Social Media Posts

We selected 40 different posts from X.com for the note-writing experiment. These posts were drawn from the Community Notes dataset as of the end of August 2024. The selection followed the criteria below:

- The post contains at least one of the following keywords: Democrat, Republican, Biden, or Trump.
- It has at least two notes tagged as "misinformed" in the Community Notes dataset.
- The post is related to the United States.
- The text is clear and easy to understand.
- The post does not include a video or a link to an article required to understand its content.

Afterwards, the posts were classified as either pro-Democrat or pro-Republican based on their content. In total, we collected 20 pro-Democrat posts and 20 pro-Republican posts.

Feedback Prompts

We used the OpenAI API (version 1.25.0) to prompt the GPT-4 model for generating feedback in the note-writing experiment. The "chat.completion" function was employed, with the system message set as: "You are a helpful assistant who writes a note based on the instruction. The note should be limited to 280 characters. Do not use any hashtags or links in your response." The temperature parameter was set to 1. The user message varied depending on the type of feedback. The specific prompts used are as follows:

- **Argue:** Read the following tweet:tweet. Read the comment made in response to the tweet:comment. Argue with the comment while maintaining a consistent opposing stance.
- **Support:** Read the following tweet:tweet. Read the comment made in response to the tweet: comment. Support the comment's point. Help justify this comment, add more arguments if you can.
- **Neutral:** Read the following tweet:tweet. Read the comment made in response to the tweet: comment. Rephrase the comment. Do not add any evidence or contradict the comment in any way.

The "tweet" refers to the content of the post, while the "comment" is created by appending the sentence "The tweet is misleading" or "The tweet is not misleading" to the note written by the participant in the first task. This sentence is selected based on the participant's classification of the post. The model is explicitly prompted to avoid including links, reducing the risk of hallucinated content generated by the AI.

Additional Figures

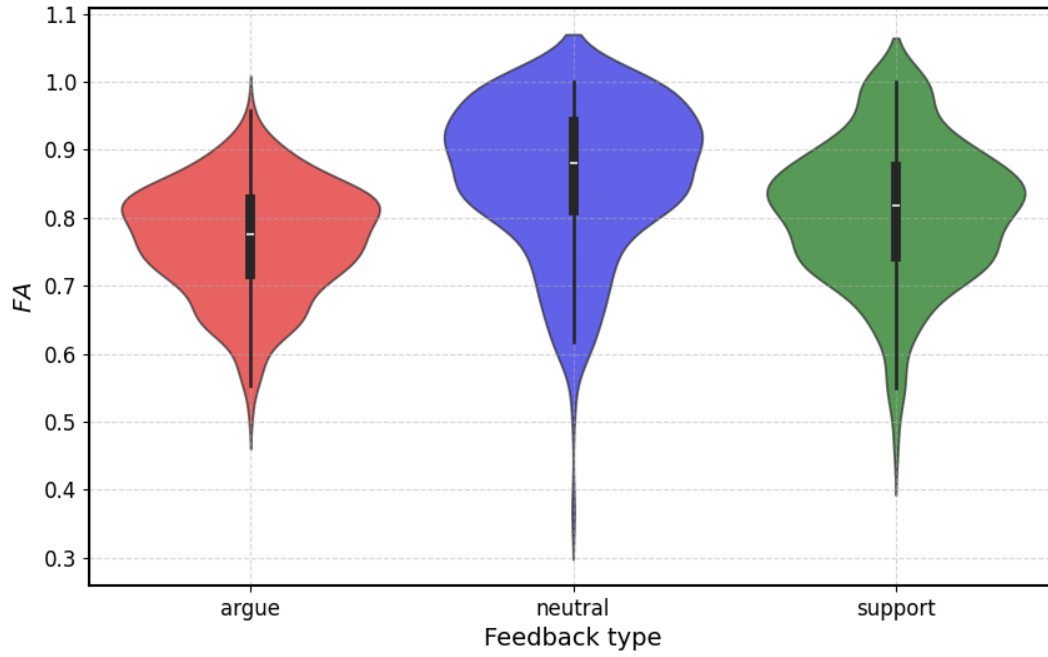


Figure S8: The distribution of Feedback Acceptance rate (FA) grouped by the feedback type. The boxes inside the violin plots indicate the interquartile range, and the white line shows the median point.

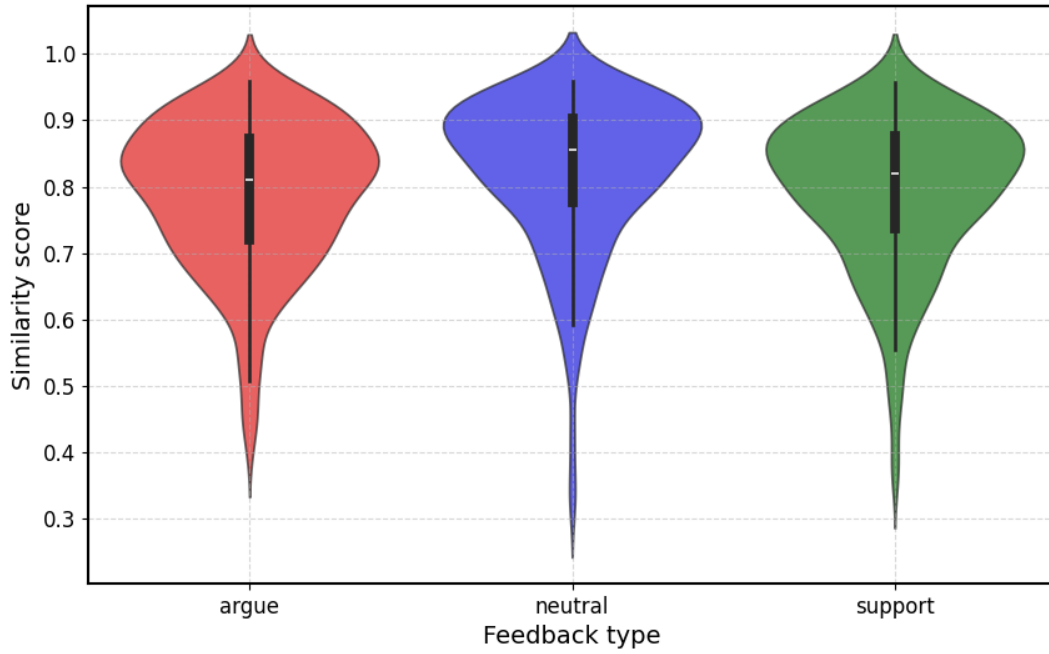


Figure S9: The distribution of similarity score for initial notes and the notes written after the feedback, grouped by the feedback type. The boxes inside the violin plots indicate the interquartile range, and the white line shows the median point.

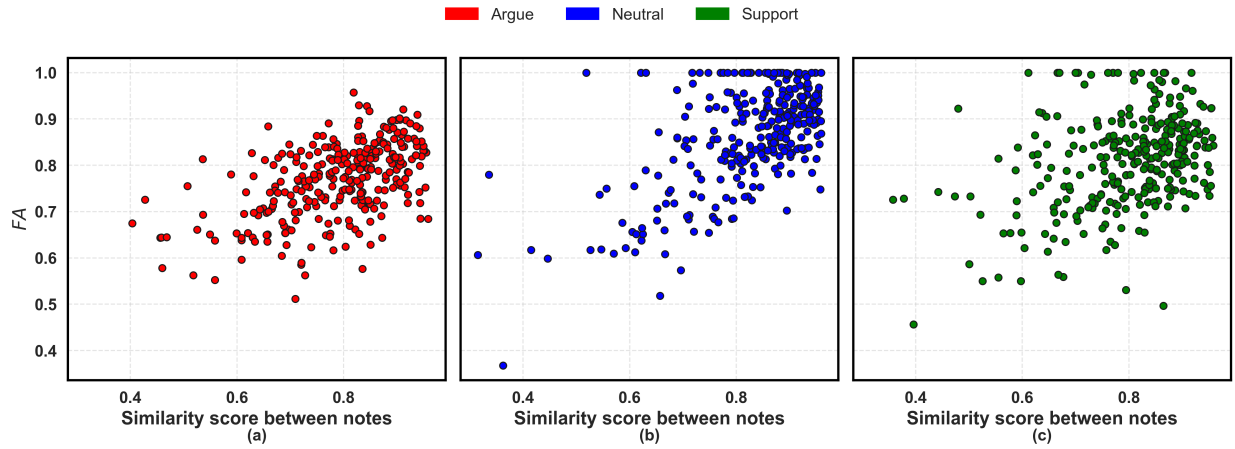


Figure S10: Scatter plots of FA versus similarity scores between initial and final notes across different feedback types. Panels (a), (b), and (c) correspond to argumentative, neutral, and supportive feedback conditions, respectively. The plots illustrate that a high similarity between two notes does not necessarily correspond to a high FA .

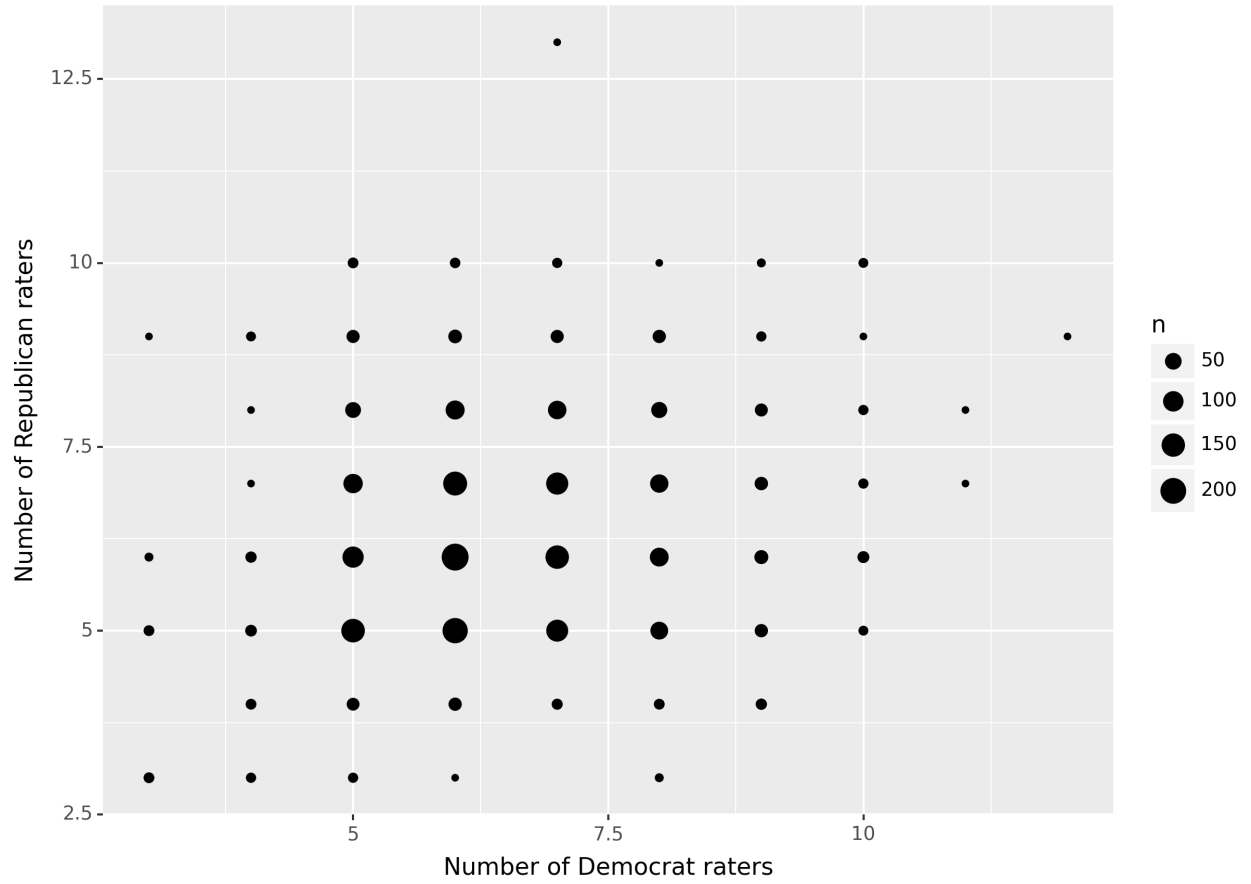


Figure S11: Scatter plot showing the number of raters categorised by partisanship for each note in the dataset. The size of each node represents the volume of data at that point.

Additional Tables

Table S1: Results from ordinal logistic regression models predicting I_D and I_R using the Feedback Acceptance rate (FA) as the independent variable. Values in parentheses represent standard errors. Statistical significance is based on two-sided Wald tests.

Ordinal Logistical Regression	Dependent variable: I_D		Dependent variable: I_R	
	odds ratio	P	odds ratio	P
FA	3.581(0.604)	<0.001	2.498(0.599)	<0.001
Observations	893		893	
Pseudo R^2	0.019		0.009	
Deviance	1872.86		1924.63	
Null Deviance	1908.84		1942.18	
Log likelihood	-936.43		-962.32	
Akaike Inf. Crit.	1878.86		1930.63	

Table S2: Results from Ordinary Least Squares (OLS) regression with Feedback Acceptance rate (FA) as the dependent variable. Independent variables include feedback type (with Neutral as the reference), post type (with Republican as the reference), and participant partisanship (with Republican as the reference). Values in parentheses represent standard errors. Statistical significance is based on two-sided Wald tests.

Ordinary Least Squares (OLS) Regression	Dependent variable: FA	
	Coefficient	P
Feedback (Argue)	-0.094(0.008)	<0.001
Feedback (Support)	-0.052 (0.008)	<0.001
Post (D)	0.001 (0.007)	0.880
Participant (D)	0.021 (0.007)	0.001
Constant	0.850 (0.007)	<0.001
Observations	893	
R^2	0.143	
Adjusted R^2	0.139	
Residual Std. Error	0.097 (df = 888)	
F Statistics	36.899 (df = 4; 888)	

Table S3: Ordinary Least Squares (OLS) regression results with Feedback Acceptance rate (FA) as the dependent variable. Predictors include feedback type (Neutral, Argue, Support) and the alignment between participant and post-partisanship (co- vs. cross-partisan), including their interaction. The reference category is Cross-partisan \times Neutral. Standard errors are shown in parentheses. Statistical significance is based on two-sided Wald tests.

Ordinary Least Squares (OLS) Regression	Dependent variable FA	
	Coefficient	P
Co-partisan \times Neutral	-0.019 (0.011)	0.090
Cross-partisan \times Argue	-0.102 (0.012)	<0.001
Co-partisan \times Argue	-0.104 (0.011)	<0.001
Cross-partisan \times Support	-0.059 (0.011)	<0.001
Co-partisan \times Support	-0.064 (0.011)	<0.001
Constant	0.871 (0.008)	<0.001
Observations	893	
R^2	0.135	
Adjusted R^2	0.130	
Residual Std. Error	0.098 (df = 887)	
F Statistics	27.711 (df = 5; 887)	

Table S4: Ordinal logistic regression predicting I_D and I_R using Feedback Acceptance rate (FA), feedback type (with *Neutral* as the reference), and their interaction. Values in parentheses represent standard errors. Statistical significance levels are derived from two-sided Wald tests.

Ordinal Logistical Regression	Dependent variable I_D		Dependent variable I_R	
	odds ratio	P	odds ratio	P
Feedback (Argue)	-1.210 (1.362)	0.374	-1.944 (1.346)	0.148
Feedback (Support)	-0.583 (1.228)	0.635	-0.765 (1.238)	0.536
Feedback (Neutral) $\times FA$	2.643 (0.987)	0.007	1.534 (1.001)	0.125
Feedback (Argue) $\times FA$	3.713 (1.370)	0.006	3.817 (1.331)	0.004
Feedback (Support) $\times FA$	3.662 (1.086)	<0.001	2.237 (1.079)	0.038
Observations	893		893	
Pseudo R^2	0.027		0.011	
Deviance	1857.37		1921.71	
Null Deviance	1908.84		1942.18	
Log likelihood	-928.68		-960.86	
Akaike Inf. Crit.	1871.37		1935.71	

Table S5: Ordinal Logistic Regression Results for I_D and I_R with Interaction Terms Between Post Type (Democrat or Republican), Participant Partisanship (Democrat or Republican), and Feedback Type (Neutral, Argue, or Support). Post (R) \times Participant (R) \times Feedback (Neutral) is considered the reference. The values in the parentheses are the standard errors. Statistical significance levels (p-values) are derived from two-sided Wald tests.

Ordinal Logistical Regression	Dependent variable I_D		Dependent variable I_R	
	odds ratio	P	odds ratio	P
Post (D) \times Participant (R) \times Feedback (Neutral)	0.449 (0.298)	0.132	0.294 (0.307)	0.338
Post (R) \times Participant (D) \times Feedback (Neutral)	0.424 (0.299)	0.156	-0.202 (0.298)	4.9801
Post (D) \times Participant (D) \times Feedback (Neutral)	0.102 (0.307)	0.739	-0.318 (0.301)	0.291
Post (R) \times Participant (R) \times Feedback (Argue)	-0.676 (0.304)	0.026	-0.292 (0.299)	0.328
Post (D) \times Participant (R) \times Feedback (Argue)	-0.570 (0.313)	0.068	-0.317 (0.301)	0.293
Post (R) \times Participant (D) \times Feedback (Argue)	-0.189 (0.306)	0.537	-0.403 (0.309)	0.192
Post (D) \times Participant (D) \times Feedback (Argue)	-0.162 (0.295)	0.583	-0.569 (0.294)	0.0533
Post (R) \times Participant (R) \times Feedback (Support)	0.249 (0.302)	0.409	0.240 (0.308)	0.436
Post (D) \times Participant (R) \times Feedback (Support)	0.144 (0.301)	0.631	-0.752 (0.297)	0.011
Post (R) \times Participant (D) \times Feedback (Support)	0.644 (0.302)	0.033	-0.488 (0.298)	0.133
Post (D) \times Participant (D) \times Feedback (Support)	0.277 (0.301)	0.358	-0.329 (0.297)	0.268
Observations	893		893	
Pseudo R^2	0.019		0.011	
Deviance	1872.58		1920.29	
Null Deviance	1908.84		1942.18	
Log likelihood	-936.29		-960.15	
Akaike Inf. Crit.	1898.58		1946.29	

Table S6: Ordinal Logistic Regression Results for I_D and I_R with dependent variables: Post Type (Democrat or Republican, with Republican as the reference category), Participant Partisanship (Democrat or Republican, with Republican as the reference category), and Feedback Type (Neutral, Argue, or Support, with Neutral as the reference category). The values in the parentheses are the standard errors. Statistical significance levels (p-values) are derived from two-sided Wald tests.

Ordinal Logistical Regression	Dependent variable I_D		Dependent variable I_R	
	odds ratio	P	odds ratio	P
Post (D)	-0.025 (0.125)	0.840	0.145 (0.124)	0.242
Participant (D)	0.251 (0.125)	0.045	-0.225 (0.124)	0.069
Feedback (Argue)	-0.644 (0.155)	<0.001	-0.332 (0.152)	0.029
Feedback (Support)	0.077 (0.152)	0.612	-0.268 (0.151)	0.076
Observations	893		893	
Pseudo R^2	0.015		0.005	
Deviance	1879.29		1931.85	
Null Deviance	1908.84		1942.18	
Log likelihood	-939.65		-965.93	
Akaike Inf. Crit.	1891.29		1943.85	

Table S7: Ordinary Least Squares (OLS) Regression Results with FA as the dependent variable and interaction terms for Feedback Type (Neutral, Argue, Support) and Co or Cross partisanship between the post and the participant (Cross-partisan \times Neutral is the reference term) only for the data with the AI agent as the feedback source. The values in the parentheses are the standard errors. Statistical significance levels (p-values) are derived from two-sided Wald tests.

Ordinary Least Squares (OLS) Regression	Dependent variable FA	
	Coefficient	P
Co-partisan \times Neutral	-0.025 (0.017)	0.133
Cross-partisan \times Argue	-0.097 (0.017)	<0.001
Co-partisan \times Argue	-0.103 (0.017)	<0.001
Cross-partisan \times Support	-0.051 (0.017)	0.002
Co-partisan \times Support	-0.068 (0.017)	<0.001
Constant	0.873 (0.008)	<0.001
Observations	444	
R^2	0.118	
Adjusted R^2	0.108	
Residual Std. Error	0.100 (df = 438)	
F Statistics	11.674 (df = 5; 438)	

Table S8: Ordinary Least Squares (OLS) Regression Results with FA as the dependent variable and interaction terms for Feedback Type (Neutral, Argue, Support) and Co or Cross partisanship between the post and the participant (Cross-partisan \times Neutral is the reference term) only for the data with the Human expert as the feedback source. The values in the parentheses are the standard errors. Statistical significance levels (p-values) are derived from two-sided Wald tests.

Ordinary Least Squares (OLS) Regression	Dependent variable FA	
	Coefficient	P
Co-partisan \times Neutral	-0.014 (0.016)	0.381
Cross-partisan \times Argue	-0.107 (0.016)	<0.001
Co-partisan \times Argue	-0.106 (0.015)	<0.001
Cross-partisan \times Support	-0.066 (0.016)	<0.001
Co-partisan \times Support	-0.061 (0.016)	<0.001
Constant	0.891 (0.011)	<0.001
Observations	449	
R^2	0.157	
Adjusted R^2	0.147	
Residual Std. Error	0.096 (df = 443)	
F Statistics	16.481 (df = 5; 443)	

Table S9: Ordinal logistic regression on I_D and I_R with Feedback Acceptance rate (FA) and the interaction between feedback type and FA . The model is represented as $P(I_x \leq k \mid FA, \text{Feedback}, \text{Feedback} \times FA)$, where $k \in \{-1, 0, 1\}$ and x can be D (Democrats) or R (Republicans). The values in the parentheses are the standard errors. Statistical significance levels (p-values) are derived from two-sided Wald tests.

Ordinal Logistical Regression	Dependent variable I_D		Dependent variable I_R	
	odds ratio	P	odds ratio	P
FA	2.643 (0.987)	0.007	1.534 (1.001)	0.125
Feedback (Argue)	-1.210 (1.362)	0.374	-1.944 (1.346)	0.148
Feedback (Support)	-0.583 (1.228)	0.635	-0.765 (1.238)	0.537
Feedback (Argue) $\times FA$	1.070 (1.684)	0.525	2.282 (1.663)	0.170
Feedback (Support) $\times FA$	1.019 (1.463)	0.486	0.703 (1.471)	0.633
Observations	893		893	
Pseudo R^2	0.027		0.011	
Deviance	1857.37		1921.71	
Null Deviance	1908.84		1942.18	
Log likelihood	-928.68		-960.86	
Akaike Inf. Crit.	1871.37		1935.71	

Table S10: Ordinal logistic regression on I_D and I_R with Feedback Acceptance rate (FA) and the interaction between feedback type and FA . The model is represented as $P(I_x \leq k \mid FA, \text{Feedback} \times F_a)$, where $k \in \{-1, 0, 1\}$ and x can be D (Democrats) or R (Republicans). The values in the parentheses are the standard errors. Statistical significance levels (p-values) are derived from two-sided Wald tests.

Ordinal Logistical Regression	Dependent variable I_D		Dependent variable I_R	
	odds ratio	P	odds ratio	P
FA	3.233 (0.623)	<0.001	2.443 (0.620)	<0.001
Feedback (Argue) $\times FA$	-0.410 (0.204)	0.045	-0.104 (0.202)	0.607
Feedback (Support) $\times FA$	0.349 (0.187)	0.062	-0.167 (0.185)	0.366
Observations	893		893	
Pseudo R^2	0.027		0.009	
Deviance	1858.17		1923.81	
Null Deviance	1908.84		1942.18	
Log likelihood	-929.08		-961.9	
Akaike Inf. Crit.	1868.17		1933.81	

Table S11: Ordinal logistic regression on I_D and I_R with the interaction between feedback type and FA . The model is represented as $P(I_x \leq k \mid \text{Feedback} \times F_a)$, where $k \in \{-1, 0, 1\}$ and x can be D (Democrats) or R (Republicans). The values in the parentheses are the standard errors. Statistical significance levels (p-values) are derived from two-sided Wald tests.

Ordinal Logistical Regression	Dependent variable I_D		Dependent variable I_R	
	odds ratio	P	odds ratio	P
Feedback (Neutral) $\times FA$	3.233 (0.623)	<0.001	2.443 (0.620)	<0.001
Feedback (Argue) $\times FA$	2.823 (0.701)	<0.001	2.339(0.698)	<0.001
Feedback (Support) $\times FA$	3.582 (0.670)	<0.001	2.276 (0.660)	<0.001
Observations	893		893	
Pseudo R^2	0.027		0.009	
Deviance	1858.17		1923.81	
Null Deviance	1908.84		1942.18	
Log likelihood	-929.08		-961.9	
Akaike Inf. Crit.	1868.17		1933.81	

Table S12: Ordinal logistic regression on I_D and I_R with Feedback Acceptance rate (FA) and FA . The model is represented as $P(I_x \leq k \mid \text{Feedback}, F_a)$, where $k \in \{-1, 0, 1\}$ and x can be D (Democrats) or R (Republicans). The values in the parentheses are the standard errors. Statistical significance levels (p-values) are derived from two-sided Wald tests.

Ordinal Logistical Regression	Dependent variable I_D		Dependent variable I_R	
	odds ratio	P	odds ratio	P
FA	3.240 (0.648)	<0.001	2.317 (0.644)	<0.001
Feedback (Argue) $\times FA$	-0.331 (0.166)	0.046	-0.117 (0.164)	0.477
Feedback (Support) $\times FA$	0.272 (0.157)	0.083	-0.154 (0.155)	0.323
Observations	893		893	
Pseudo R^2	0.027		0.09	
Deviance	1858.01		1923.61	
Null Deviance	1908.84		1942.18	
Log likelihood	-929		-961.81	
Akaike Inf. Crit.	1868.01		1933.61	