

Generic and intrinsic negative longitudinal magnetoresistance at weak fields in non-magnetic metals with inversion symmetry

Rhonald Burgos Atencia,¹ Antonio Vecchione,² Denys Makarov,³ and Carmine Ortix^{1,2}

¹*Dipartimento di Fisica "E. R. Caianiello", Università di Salerno, IT-84084 Fisciano (SA), Italy*

²*CNR-SPIN, c/o Università di Salerno, IT-84084 Fisciano (SA), Italy*

³*Helmholtz-Zentrum Dresden-Rossendorf e.V., Institute of Ion Beam Physics and Materials Research, 01328 Dresden, Germany*

Negative longitudinal magnetoresistance (NLMR) is a decrease in the electrical resistivity of a material when the driving electric field and an external magnetic field are collinear. In the semiclassical weak field regime, the NLMR of non-magnetic metals is activated in the presence of substantial concentrations of Berry curvature (BC). This restricts the appearance of a semi-classical NLMR to metals with acentric crystalline arrangements, including Weyl semimetals. Here, we show a previously unidentified mechanism of semi-classical NLMR that can be present in strongly spin-orbit coupled non-magnetic metals even if the crystal possess bulk inversion symmetry. A Zeeman-activated BC directly couples to the orbital motion of Bloch electrons to generate a negative MR that scales with the relaxation time precisely as the Drude resistivity. Importantly, the Zeeman-activated BC is *independent* of the external magnetic field strength. It is instead related to the degree of non-parabolicity of the spin-orbit coupled electronic bands. We show that this NLMR mechanism, which is independent of the Landé g -factor, is generic and appears in *all* centrosymmetric point groups and can occur both in topological and conventional conductors.

Introduction – Magnetoresistance (MR) refers to a change in the electrical resistivity of material when subject to an externally applied magnetic field \mathbf{B} . In its simplest form, MR in non-magnetic materials arises as a consequence of the classical Lorentz force exerted on the charge carriers [1]. This orbital MR grows quadratically with \mathbf{B} in the weak-field regime and is positive: the electrical resistivity at any finite values of the magnetic field is larger than the zero-field resistivity. Additionally the orbital MR is expected to be strongest when the driving electric field \mathbf{E} is orthogonal to \mathbf{B} , and, conversely, to be vanishing when $\mathbf{E} \parallel \mathbf{B}$. However, the absence of this $\mathbf{E} \parallel \mathbf{B}$ longitudinal magnetoresistance [c.f. Fig. 1] is a result strictly valid for ideal free electrons with isotropic energy dispersion. Charge carriers in conventional metals can possess strongly anisotropic dispersions, manifested for instance in multiply connected Fermi surfaces [2]. This can consequently lead to a net longitudinal MR, which, precisely as its transversal counterpart, grows quadratically with the magnetic field strength and satisfies the so-called Kohler relation [3]: the ratio between the finite field resistivity $\rho(\mathbf{B})$ and the Drude resistivity ρ_0 is a function of $\omega_c\tau$ with ω_c indicating the cyclotron frequency and τ the relaxation time [4]. Therefore, the orbital MR is inherently an extrinsic phenomenon. Anisotropic scattering mechanisms [5–8] and inhomogeneous boundary effects [9, 10] are additional sources of positive longitudinal MR.

The mechanisms leading to the extrinsic positive longitudinal MR are well understood. The situation is different for the negative longitudinal magnetoresistance (NLMR) experimentally observed in a vast class of non-magnetic materials with both non-centrosymmetric [11–14] and centrosymmetric [15] crystalline arrangements. This NLMR typically violates the Kohler relation, with

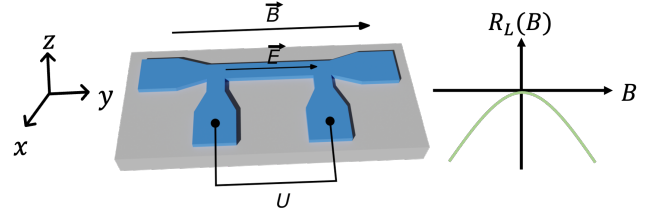


FIG. 1. Sketch of a device for longitudinal magnetoresistance measurement with the direction of the driving electric field and the applied in-plane magnetic field. The right panel shows an ensuing negative longitudinal magnetoresistance quadratic in the magnetic field.

the ratio $[\rho(B) - \rho(0)]/\rho(0)$ that is independent of disorder. For strong magnetic fields, specifically in the quantum regime $\omega_c\tau \gg 1$ with well-formed Landau levels, the intrinsic NLMR of topological Dirac and Weyl semimetals [14, 16, 17] derives from the chiral anomaly [18] caused by the $n = 0$ Landau level. NLMR at strong magnetic fields has been also demonstrated in conventional centrosymmetric and time-reversal invariant conductors [19, 20] but only for specific range of parameters. In materials with very large Landé g -factors, instead, the intrinsic NLMR has been shown to arise from the orbital magnetic moment of the Zeeman-split electronic bands [21].

However, the theoretical understanding of the intrinsic weak-field NLMR is limited to metals with non-trivial quantum geometric properties [16, 17, 22–26], which requires a non-centrosymmetric crystalline arrangement. In this case, the intrinsic NLMR can be directly linked to the anomalous velocity [27–29] encoded in the Berry curvature $\mathbf{\Omega}$ of Bloch electrons. The physical origin of the intrinsic NLMR at weak fields in non-magnetic metals

d/\mathcal{M}	$\mathcal{M}'_x = \mathcal{M}_x\Theta$	\mathcal{M}_y	$\mathcal{M}'_z = \mathcal{M}_z\Theta$	Allowed
d_x	$k_x k_y, k_x k_z$	$k_x k_y, k_z k_y$	$k_x k_y, k_i^2$	$ak_x k_y$
d_y	$b, k_i^2, k_y k_z$	$b, k_i^2, k_x k_z$	$b, k_i^2, k_x k_y$	$(b + a_i k_i^2)$
d_z	$a_0, k_i^2, k_y k_z$	$k_y k_x, k_y k_z$	$k_z k_x, k_z k_y$	$ck_y k_z$

TABLE I. Mirror and \mathcal{M}' symmetry constraints on the bilinear crystalline momentum terms appearing in the low-energy two-band Hamiltonian $\mathcal{H}(\mathbf{k}) = \vec{\mathbf{d}}(\mathbf{k}) \cdot \vec{\sigma}$ assuming a magnetic field in the \hat{y} direction. The last column indicates the bilinears compatible with the three symmetries. Additional rotational symmetries impose constraints on coefficients. For instance the \mathcal{C}_{4y} symmetries implies that $a = c$ and also $a_x = a_z$.

with inversion symmetry is currently missing.

The aim of this Letter is to show a generic mechanism of weak-field NLMR, present in *all* centrosymmetric point groups *independent* of the topology of the electronic states. The mechanism we unveil here is only related to the non-parabolicity of spin-orbit coupled electronic bands. The spin-orbit coupling strength governs the emergence of a Zeeman-activated Berry curvature (BC) that is independent of the magnetic field strength and Landé g -factor, and directly couples to the orbital motion of Bloch electrons to produce a net NLMR.

Zeeman-activated Berry curvature – We first discuss the appearance of a Zeeman-activated BC that is independent of the magnetic field strength. To make things concrete, let us consider a crystalline system with the maximally symmetric point group equipped with inversion symmetry: the cubic \mathcal{O}_h group. Additionally, we will consider a single valley system, with the low energy bands centered around the Γ point of the Brillouin zone. Due to the concomitant presence of time-reversal symmetry Θ and inversion symmetry \mathcal{I} , all the electronic states are guaranteed to be twofold degenerate, with each pair of bands that are Kramers' related. The effective long wavelength Hamiltonian for a single Kramers' pair can be written as $\mathcal{H}(\mathbf{k}) = d_0(\mathbf{k})\sigma_0 + \vec{\mathbf{d}}(\mathbf{k}) \cdot \vec{\sigma}$, with the Pauli matrices $\vec{\sigma} = (\sigma_x, \sigma_y, \sigma_z)$ acting in spin space and the crystalline momentum polynomials $\vec{\mathbf{d}}(\mathbf{k})$ constrained by symmetries. Inversion symmetry, for instance, requires that only terms quadratic in momentum \mathbf{k} are allowed. Together with the fact that the Pauli matrices transform in the T_{1u} three-dimensional irreducible representation of the \mathcal{O}_h group, we then obtain the effective Hamiltonian $\mathcal{H}_0(\mathbf{k}) = \hbar^2 (k_x^2 + k_y^2 + k_z^2) \sigma_0 / (2m^*)$ which implies that the two degenerate bands are perfectly parabolic and isotropic with effective mass m^* .

Let us now add a Zeeman coupling, which, without loss of generality, we take due to a magnetic field along a principal crystallographic direction, which we dub \hat{y} [c.f. Fig. 1]. This Zeeman coupling should be encoded in the usual term $\mathcal{H}_z = B_y \sigma_y$, which breaks the twofold degeneracy of the bands but does not yield band geometric properties. The crux of the story is that additional

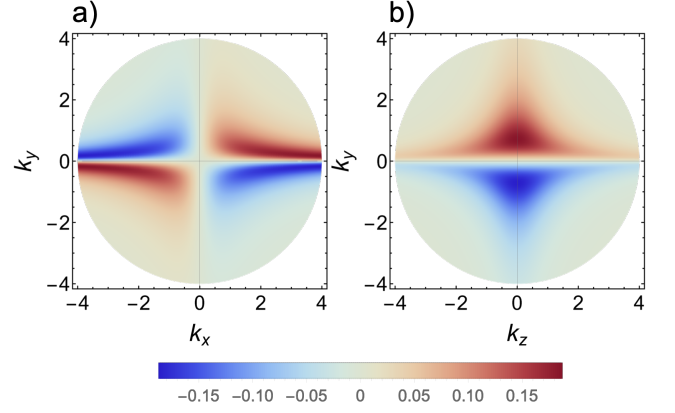


FIG. 2. Density plots of the d -wave Berry curvature $\Omega_x^+(\mathbf{k})$ induced by the generalized Zeeman coupling in the k_x, k_y and k_y, k_z planes. In both cases we have chosen $b = a = 1$.

momentum-dependent terms can be activated by the Zeeman coupling. To show this, it is enough to note that with an external magnetic field along a principal crystallographic direction the magnetic point group of the system is the centrosymmetric $4/m\bar{m}'m'$. This group is generated by a residual mirror symmetry \mathcal{M}_y , a fourfold rotation with the rotation axis along the applied field, and two combined antiunitary symmetries $\mathcal{M}_{x,z}\Theta$ squaring to one. Using the transformation properties of Pauli matrices and momentum bilinears under the mirror and the antiunitary \mathcal{M}' symmetries listed in Table I, we find that the breaking of time-reversal and point-group symmetries due to the application of the external magnetic field yields a generalized Zeeman Hamiltonian with momentum dependent terms

$$\mathcal{H}_z = ak_x k_y \sigma_x + b \sigma_y + ak_y k_z \sigma_z, \quad (1)$$

where we have neglected the subleading terms (see Table I) of the form $k_{x,y,z}^2 \sigma_y$. The coupling constants a, b must be odd functions of the magnetic field strength, which implies that at weak fields they will grow linearly with B_y .

The generalized Zeeman Hamiltonian written above leads to an anisotropy in the energy spectrum that is directly proportional to the magnetic field strength. Perhaps more importantly, the electronic states are now equipped with a d -wave BC [see Fig. 2], which can be explicitly written as

$$\bar{\Omega}^\pm(\mathbf{k}) = \mp \frac{a^2 b}{2[b^2 + a^2 k_y^2 (k_x^2 + k_z^2)]^{3/2}} \{k_x k_y, -k_y^2, k_y k_z\}. \quad (2)$$

In the equation above, the \pm sign distinguishes the two spin-split bands forming the Kramers' pair. A few remarks are in order here. First, the BC written above scales as $B_y/|B_y| = \text{sign}(B_y)$ in the weak-field limit. The BC of a single band displays a discontinuity as $B_y \rightarrow 0$,

which guarantees that precisely at $B_y \equiv 0$, *i.e.* in presence of time-reversal and inversion symmetries, the BC vanishes. Second, the fact that the BC of the two bands is opposite implies that any net anomalous Hall contribution, if existing, can only come from the difference in the shape of the Fermi surfaces that instead scale linearly with B_y . Third, in spin-orbit free systems any BC is precluded: the $SU(2)$ spin symmetry at $B_y \equiv 0$ implies that the generalized Zeeman coupling of Eq. 1 can be expressed using a single Pauli matrix even if momentum dependent terms are allowed.

Before discussing the consequences that Eq. 2 entails in magnetotransport, we show how the generalized Zeeman coupling of Eq. 1 can arise in a cubic system. Consider a time-reversal symmetric four-band model for two Kramers doublets of bands (one conduction and one valence) of opposite parity – for instance deriving from an atomic s -orbital and a $p_{1/2}$ atomic orbital. The criterion derived by Fu and Kane [30] asserts that the level ordering between the two pairs of bands distinguishes a normal from a non-trivial topological class. Crucially, the occurrence of the Zeeman-activated BC and its consequences on magnetotransport are independent of whether the two pairs undergo level crossing and hence on the topology of the electronic states. The effective $\mathbf{k} \cdot \mathbf{p}$ Hamiltonian away from the Γ point can be obtained in a straightforward manner. Since all the states have definite parity eigenvalues and the momentum \mathbf{p} has odd parity, only matrix elements between states of opposite parity are non-vanishing. This also implies that the effective Hamiltonian to the linear order in \mathbf{k} corresponds to a three-dimensional Dirac theory similar to the one [31, 32] governing the electronic states in the bulk of Bi_2Se_3 . By additionally considering terms quadratic in \mathbf{k} we obtain an effective Dirac Hamiltonian that can be written as

$$\mathcal{H}_{\text{eff}} = \epsilon_0(\mathbf{k})\tau_0\sigma_0 + \mathcal{M}(\mathbf{k})\tau_z \otimes \sigma_0 - \frac{P}{\sqrt{3}}\tau_x \otimes \boldsymbol{\sigma} \cdot \mathbf{k}, \quad (3)$$

where the $\boldsymbol{\sigma}$ and $\boldsymbol{\tau}$ matrices act in spin and orbital space respectively, $\epsilon_0(\mathbf{k}) = \bar{M}k^2$ is a particle-hole symmetry breaking term, and $\mathcal{M}(\mathbf{k}) = M_0 + M_1k^2$. The relative sign between M_0 and M_1 governs the band ordering [32] and thus distinguishes a normal insulator from a strong three-dimensional topological insulator. The parameter P instead regulates the degree of non-parabolicity of the twofold degenerate electronic bands $\epsilon(\mathbf{k}) = \epsilon_0(\mathbf{k}) \pm [\mathcal{M}(\mathbf{k})^2 + P^2k^2/3]^{1/2}$. We emphasize that in the normal band ordering the model written above describes the Γ_6 s -bands and the spin-orbit split-off Γ_7 bands in cubic semiconductors. We next add a Zeeman coupling with orbital dependent Landé g -factors due to a B_y magnetic field, which can be thus cast as

$$\Delta\mathcal{H}_{\text{eff}} = \bar{g} \mu_B B_y \tau_0 \otimes \sigma_y + \delta g \mu_B B_y \tau_z \otimes \sigma_y \quad (4)$$

where \bar{g} and δg are the average and the difference between the two orbital Landé g factor, respectively, and

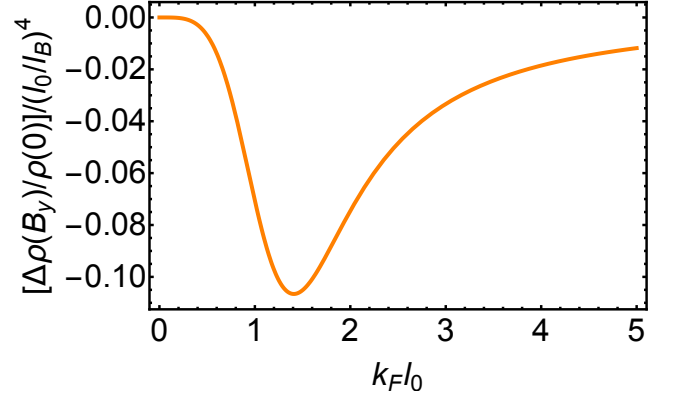


FIG. 3. Behavior of the negative magnetoresistance $\Delta\rho(B_y)/\rho(0)$ obtained using the generalized Zeeman coupling Eq. 1 as a function of the Fermi wavevector k_F measured in units of the inverse of the characteristic material dependent length scale $l_0 = \sqrt{a/b}$. The magnetoconductivity is rescaled by the factor $(l_0/l_B)^4$ with $l_B = \sqrt{\hbar/(eB_y)}$ the Landau magnetic length.

μ_B is the Bohr magneton. By performing a Löwdin partitioning [33] we find [see the Supplemental Material] that in, for instance, the conventional band ordering and for the pair of conduction bands, the projected two-band Hamiltonian has a generalized Zeeman coupling precisely of the Eq. 1 form with the two couplings $a = (\bar{g} - \delta g) \mu_B P^2 B_y / (6M_0^2)$ and $b = (\bar{g} + \delta g) \mu_B B_y$. The linear B_y dependence of these couplings guarantees that the ensuing BC is independent of the magnetic field strength. We have also computed the BC of the four-band model Hamiltonian $\mathcal{H}_{\text{eff}} + \Delta\mathcal{H}_{\text{eff}}$ using the method outlined in Ref. [34]. In perfect agreement with our foregoing analysis, we find [see the Supplemental Material] the existence of weak field contributions, opposite for the two bands, scaling as $B_y/|B_y|$ and with the same crystalline momentum dependence of Eq. 2, with one notable exception. The $\Omega_y(\mathbf{k})$ component displays a momentum-independent contribution that is completely allowed, but it is not predicted by our symmetry-based theory. We will now show that remarkably the weak-field $\Omega_y(\mathbf{k})$ BC does not contribute to the NLMR: the transport properties derived by the symmetry-based and the model Hamiltonian approaches are equivalent.

Semiclassical transport theory – The semiclassical equation of motion of charge carriers incorporating the BC of Bloch electrons [27, 35, 36] are given by $\dot{\mathbf{r}} = (1/\hbar)\nabla_{\mathbf{k}}\epsilon_{\mathbf{k}} - \dot{\mathbf{k}} \times \boldsymbol{\Omega}$ and $\dot{\mathbf{k}} = (-e/\hbar)(\mathbf{E} + \dot{\mathbf{r}} \times \mathbf{B})$. These coupled equations can be solved for $\dot{\mathbf{r}}$ and $\dot{\mathbf{k}}$ to obtain

$$\dot{\mathbf{r}} = D(\mathbf{k}) \left[\frac{1}{\hbar} \frac{\partial \epsilon_{\mathbf{k}}}{\partial \mathbf{k}} + \frac{e}{\hbar} \mathbf{E} \times \boldsymbol{\Omega} + \frac{e}{\hbar} \left(\frac{1}{\hbar} \frac{\partial \epsilon_{\mathbf{k}}}{\partial \mathbf{k}} \cdot \boldsymbol{\Omega} \right) \mathbf{B} \right] \quad (5)$$

$$\dot{\mathbf{k}} = D(\mathbf{k}) \left[-\frac{e}{\hbar} \mathbf{E} - \frac{e}{\hbar^2} \frac{\partial \epsilon_{\mathbf{k}}}{\partial \mathbf{k}} \times \mathbf{B} - \frac{e^2}{\hbar^2} (\mathbf{B} \cdot \mathbf{E}) \boldsymbol{\Omega} \right], \quad (6)$$

with the factor $D(\mathbf{k}) = (1 + \frac{e}{\hbar} \mathbf{B} \cdot \boldsymbol{\Omega})^{-1}$. The first and second terms in the r.h.s. of Eq. (6) are the classical electric and Lorentz force respectively. The last term instead is caused by the BC of Bloch electrons and represents a force that is non-vanishing even for collinear \mathbf{E} and \mathbf{B} . To proceed further, we use that the electronic distribution function $f_{\mathbf{k}}$ obeys the Boltzmann equation $\partial_t f_{\mathbf{k}} + \dot{\mathbf{r}} \cdot \nabla_{\mathbf{r}} f_{\mathbf{k}} + \dot{\mathbf{k}} \cdot \nabla_{\mathbf{k}} f_{\mathbf{k}} = \mathcal{I}_{coll}[f_{\mathbf{k}}]$, which we solve [see the Supplemental Material] in the relaxation time approximation where the collision integral $\mathcal{I}_{coll}[f] = -g_{\mathbf{k}}/\tau$ and $g_{\mathbf{k}}$ the deviation of the electronic distribution function from the equilibrium f_{eq} Fermi-Dirac distribution. By computing the electric current $\mathbf{j} = -e \text{tr}(\dot{\mathbf{r}} f_{\mathbf{k}})$, we subsequently obtain [see the Supplemental Material] the conductivity $\sigma_{ii} = \partial j_i / \partial E_i$. This can be written in a classical Drude form $\sigma_{ii}(\mathbf{B}) = e^2 \tau \sum_{\mathbf{k}} \dot{r}_i \dot{r}_i (-\partial f_{eq} / \partial \epsilon_{\mathbf{k}})$ with a BC-induced renormalization of the density of states [37] $\sum_{\mathbf{k}} = \int (d^d \mathbf{k} / (2\pi)^d) (1 + \frac{e}{\hbar} \mathbf{B} \cdot \boldsymbol{\Omega})$, and the velocity components given by Eq. 41 apart from the anomalous velocity term governing the anomalous Hall conductivity [38–46]. Explicitly, we have

$$\sigma_{ii}(\mathbf{B}) = e^2 \tau \int \frac{d^3 \mathbf{k}}{(2\pi)^3} \frac{[v_i + \frac{e}{\hbar} (\mathbf{v} \cdot \boldsymbol{\Omega}) B_i]^2}{(1 + \frac{e}{\hbar} \mathbf{B} \cdot \boldsymbol{\Omega})} \left(-\frac{\partial f_{eq}}{\partial \epsilon_{\mathbf{k}}} \right). \quad (7)$$

where we introduced the group velocity $\mathbf{v} = \hbar^{-1} \nabla_{\mathbf{k}} \epsilon_{\mathbf{k}}$. In the zero temperature limit $-\partial f_{eq} / \partial \epsilon_{\mathbf{k}} \approx \delta(\epsilon_F - \epsilon_{0\mathbf{k}})$, the zero-field conductivity corresponds to the usual Drude term $\sigma_{ii}(0) = e^2 \tau k_F^3 / (3m^* \pi^2)$. At finite \mathbf{B} , there are two field-induced corrections to the conductivity that must be taken into account. The first correction is due to the Zeeman-induced correction to the carrier group velocity whereas the second one is due to Zeeman-activated BC. Crucially, while the former is proportional to the Zeeman coupling strength (via the Bohr magneton μ_B) the latter can only depend on the ratio between orbital-dependent effective Landé g -factors, and will thus yield the largest correction to the conductivity. Additionally, all corrections linear in magnetic fields vanish in agreement with the Onsager's relation $\sigma(\mathbf{B}) = \sigma(-\mathbf{B})$. The leading correction to the Drude conductivity [see the Supplemental Material] can be finally written as

$$\Delta \sigma_{yy}(B_y) = \frac{2e^4 \tau}{\hbar^2} B_y^2 \int \frac{d^3 \mathbf{k}}{(2\pi)^3} (v_{x0} \Omega_x + v_{z0} \Omega_z)^2 \left(-\frac{\partial f_{eq}}{\partial \epsilon_{0\mathbf{k}}} \right), \quad (8)$$

where $v_{x,z}^0$ and $\epsilon_{0\mathbf{k}}$ indicate the bare group velocities and the band energy in the absence of the generalized Zeeman coupling. In deriving the equation above, we also used that the contributions of the two conduction bands sum up due to the fact that only bilinears of the (opposite in sign) BC components appear. Eq. 8 is the main result of this study: it provides the expression for a magnetic field-induced increase of conductivity

in a spin-orbit coupled material with a centrosymmetric cubic crystalline arrangement. The ensuing NLMR $\Delta \rho_{yy}(B_y) / \rho(0) \simeq -\Delta \sigma_{yy}(B_y) / \sigma(0)$ is independent of the relaxation time and thus is intrinsic.

A direct computation of Eq. 8 for the generalized Zeeman coupling in Eq. 1 leads to the NLMR shown in Fig. 3. It scales as $(l_0/l_B)^4 f(k_F l_0)$ [see the Supplemental Material] where $l_B = \sqrt{\hbar/eB_y}$ is the magnetic length while $l_0 = \sqrt{a/b}$ is a material-dependent characteristic length. The Fermi momentum function $f(k_F l_0)$ is instead independent of specific material properties and hence universal. As discussed before, the latter can be also expressed in terms of the linear in \mathbf{k} coupling P between Kramers' pairs of opposite parity, directly controlling the non-parabolicity of the bands, and the direct gap between conduction and valence bands M_0 . Additionally, the NLMR displays a non-monotonous behavior that is a characteristic fingerprint of BC-mediated transport effects, with a maximum value $\Delta \rho_{yy}(B_y) / \rho(0) \simeq 0.1 (l_0/l_B)^4$. For Bi_2Se_3 we can estimate [47] $l_0 \simeq 2\text{nm}$, and thus a characteristic NLMR of the order of 0.5% at a few Teslas which is close to the values experimentally observed [15]. We note that this NLMR value is independent of the g -factor, in marked contrast with a previous theoretical estimate [21] where a large Landé g -factor of 30 has been used.

Conclusions – To sum up we have identified a previously unknown mechanism of NLMR at weak fields in centrosymmetric and time-reversal invariant materials. We have shown that the non-parabolicity of spin-orbit coupled bands leads to a generalized Zeeman coupling in the projected doublet of bands participating in transport. This generalized Zeeman coupling contains momentum dependent terms that lead to a d -wave Berry curvature independent of the magnetic field strength, which directly couples to the orbital motion of Bloch electrons. In contrast to the mechanism based on Zeeman-split bands [21], our theory is independent of the Landé g -factor and the orbital magnetic moment. The NLMR mechanism individuated in this study can appear in all centrosymmetric point groups [see the Supplemental Materials]. Additionally, it is independent of the topology of the electronic bands and can appear both in doped topological insulators and in conventional conductors. We therefore expect the weak-field NLMR to act full force in a vast class of non-magnetic spin-orbit coupled materials, including for instance $\text{Bi}_{1-x}\text{Sb}_x$. In this compound, the electronic pockets at the L point of the Brillouin zone have a small direct energy gap and a strongly non-parabolic, nearly linear dispersion [48] for small x . This can lead to strongly enhanced values of the characteristic length l_0 and consequently of its intrinsic weak-field NLMR.

We acknowledge support by the Italian Ministry of Foreign Affairs and International Cooperation, grant

PGR12351 “ULTRAQMAT”, the PNR MUR project PE0000023-NQSTI, and the European Union ERC grant 3D multiFerro (Project number: 101141331).

-
- [1] A. Abrikosov, *Fundamentals of the Theory of Metals* (Dover Publications, 2017).
- [2] A. B. Pippard, Proceedings of the Royal Society of London. Series A. Mathematical and Physical Sciences **282**, 464 (1964),.
- [3] M. Kohler, Annalen der Physik **424**, 211 (1938),.
- [4] H. K. Pal and D. L. Maslov, Phys. Rev. B **81**, 214438 (2010).
- [5] P. N. Argyres and E. N. Adams, Phys. Rev. **104**, 900 (1956).
- [6] E. H. Sondheimer and A. B. Pippard, Proceedings of the Royal Society of London. Series A. Mathematical and Physical Sciences **268**, 100 (1962),.
- [7] M. C. Jones and E. H. Sondheimer, Phys. Rev. **155**, 567 (1967).
- [8] D. Stroud and F. P. Pan, Phys. Rev. B **13**, 1434 (1976).
- [9] M. Lee, N. S. Wingreen, S. Solin, and P. Wolff, Solid State Communications **89**, 687 (1994).
- [10] D. L. Miller and B. Laikhtman, Phys. Rev. B **54**, 10669 (1996).
- [11] X. Huang, L. Zhao, Y. Long, P. Wang, D. Chen, Z. Yang, H. Liang, M. Xue, H. Weng, Z. Fang, X. Dai, and G. Chen, Phys. Rev. X **5**, 031023 (2015).
- [12] F. Arnold, C. Shekhar, S.-C. Wu, Y. Sun, R. D. dos Reis, N. Kumar, M. Naumann, M. O. Ajeesh, M. Schmidt, A. G. Grushin, J. H. Bardarson, M. Baenitz, D. Sokolov, H. Borrmann, M. Nicklas, C. Felser, E. Hassinger, and B. Yan, Nature Communications **7**, 11615 (2016).
- [13] B. Yan and C. Felser, Annual Review of Condensed Matter Physics **8**, 337 (2017).
- [14] N. P. Armitage, E. J. Mele, and A. Vishwanath, Rev. Mod. Phys. **90**, 015001 (2018).
- [15] S. Wiedmann, A. Jost, B. Fauqué, J. van Dijk, M. J. Meijer, T. Khouiri, S. Pezzini, S. Grauer, S. Schreyeck, C. Brüne, H. Buhmann, L. W. Molenkamp, and N. E. Hussey, Phys. Rev. B **94**, 081302 (2016).
- [16] D. T. Son and B. Z. Spivak, Phys. Rev. B **88**, 104412 (2013).
- [17] B. Z. Spivak and A. V. Andreev, Phys. Rev. B **93**, 085107 (2016).
- [18] H. B. Nielsen and M. Ninomiya, Physics Letters B **130**, 389 (1983).
- [19] A. V. Andreev and B. Z. Spivak, Phys. Rev. Lett. **120**, 026601 (2018).
- [20] P. Goswami, J. H. Pixley, and S. Das Sarma, Phys. Rev. B **92**, 075205 (2015).
- [21] X. Dai, Z. Z. Du, and H.-Z. Lu, Phys. Rev. Lett. **119**, 166601 (2017).
- [22] A. Sekine, D. Culcer, and A. H. MacDonald, Phys. Rev. B **96**, 235134 (2017).
- [23] S. Nandy, G. Sharma, A. Taraphder, and S. Tewari, Phys. Rev. Lett. **119**, 176804 (2017).
- [24] G. Sharma, P. Goswami, and S. Tewari, Phys. Rev. B **96**, 045112 (2017).
- [25] Y. Gao, S. A. Yang, and Q. Niu, Phys. Rev. B **95**, 165135 (2017).
- [26] A. Johansson, J. Henk, and I. Mertig, Phys. Rev. B **99**, 075114 (2019).
- [27] G. Sundaram and Q. Niu, Phys. Rev. B **59**, 14915 (1999).
- [28] Y. Gao, S. A. Yang, and Q. Niu, Phys. Rev. Lett. **112**, 166601 (2014).
- [29] Y. Gao, S. A. Yang, and Q. Niu, Phys. Rev. B **91**, 214405 (2015).
- [30] L. Fu and C. L. Kane, Phys. Rev. B **76**, 045302 (2007).
- [31] H. Zhang, C.-X. Liu, X.-L. Qi, X. Dai, Z. Fang, and S.-C. Zhang, Nature Physics **5**, 438 (2009).
- [32] C.-X. Liu, X.-L. Qi, H. Zhang, X. Dai, Z. Fang, and S.-C. Zhang, Phys. Rev. B **82**, 045122 (2010).
- [33] R. Winkler, *Spin-orbit coupling effects in two-dimensional electron and hole systems*, Springer tracts in modern physics (Springer, Berlin, 2003).
- [34] A. Graf and F. Piéchon, Phys. Rev. B **104**, 085114 (2021).
- [35] M.-C. Chang and Q. Niu, Journal of Physics: Condensed Matter **20**, 193202 (2008).
- [36] D. Xiao, M.-C. Chang, and Q. Niu, Rev. Mod. Phys. **82**, 1959 (2010).
- [37] D. Xiao, J. Shi, and Q. Niu, Phys. Rev. Lett. **95**, 137204 (2005).
- [38] F. D. M. Haldane, Phys. Rev. Lett. **93**, 206602 (2004).
- [39] T. Jungwirth, Q. Niu, and A. H. MacDonald, Phys. Rev. Lett. **88**, 207208 (2002).
- [40] D. Culcer, A. MacDonald, and Q. Niu, Phys. Rev. B **68**, 045327 (2003).
- [41] N. Nagaosa, Journal of the Physical Society of Japan **75**, 042001 (2006), <https://doi.org/10.1143/JPSJ.75.042001>.
- [42] N. A. Sinitsyn, Journal of Physics: Condensed Matter **20**, 023201 (2007).
- [43] N. Nagaosa, J. Sinova, S. Onoda, A. H. MacDonald, and N. P. Ong, Rev. Mod. Phys. **82**, 1539 (2010).
- [44] H. Chen, Q. Niu, and A. H. MacDonald, Phys. Rev. Lett. **112**, 017205 (2014).
- [45] R. Battilomo, N. Scopigno, and C. Ortix, Phys. Rev. Res. **3**, L012006 (2021).
- [46] R. B. Atencia, Q. Niu, and D. Culcer, Phys. Rev. Research **4**, 013001 (2022).
- [47] I. A. Nechaev and E. E. Krasovskii, Phys. Rev. B **94**, 201410 (2016).
- [48] M. Z. Hasan and C. L. Kane, Rev. Mod. Phys. **82**, 3045 (2010).

Supplemental Material for

“Generic and intrinsic negative longitudinal magnetoresistance at weak fields in non-magnetic metals with inversion symmetry”

Rhonald Burgos Atencia¹, Antonio Vecchione², Denys Makarov³, Carmine Ortix^{1,2}

¹*Dipartimento di Fisica “E. R. Caianiello”, Università di Salerno, IT-84084 Fisciano (SA), Italy*

²*CNR-SPIN, c/o Università di Salerno, IT-84084 Fisciano (SA), Italy*

³*Helmholtz-Zentrum Dresden-Rossendorf e.V., Institute of Ion Beam Physics and Materials Research, 01328 Dresden, Germany*

GENERALIZED ZEEMAN COUPLING FROM THE FOUR-BAND MODEL HAMILTONIAN

Let us consider a four-band Hamiltonian for two Kramers’ pairs of electronic bands in an \mathcal{O}_h crystalline environment

$$\mathcal{H}_{\text{eff}} = \epsilon_0(\mathbf{k})\tau_0\sigma_0 + \mathcal{M}(\mathbf{k})\tau_z \otimes \sigma_0 - \frac{P}{\sqrt{3}}\tau_x \otimes \boldsymbol{\sigma} \cdot \mathbf{k}. \quad (9)$$

The eigenvalues are given by $\epsilon^\pm(\mathbf{k}) = \epsilon_0(\mathbf{k}) \pm [\mathcal{M}(\mathbf{k})^2 + P^2k^2/3]^{1/2}$ where $\mathcal{M}(\mathbf{k}) = M_0 + M_1k^2$. Now we add a Zeeman coupling which is given by the expression

$$\Delta\mathcal{H}_{\text{eff}} = \bar{g} \mu_B B_y \tau_0 \otimes \sigma_y + \delta g \mu_B B_y \tau_z \otimes \sigma_y. \quad (10)$$

In matrix form it reads

$$\Delta\mathcal{H}_{\text{eff}} = \begin{pmatrix} 0 & -i(\bar{g} + \delta g) \mu_B B_y & 0 & 0 \\ i(\bar{g} + \delta g) \mu_B B_y & 0 & 0 & 0 \\ 0 & 0 & 0 & -i(\bar{g} - \delta g) \mu_B B_y \\ 0 & 0 & i(\bar{g} - \delta g) \mu_B B_y & 0 \end{pmatrix}. \quad (11)$$

Let us consider the unperturbed Hamiltonian

$$H_0 = \begin{pmatrix} \epsilon_{0\mathbf{k}} + \mathcal{M}(\mathbf{k}) & 0 & 0 & 0 \\ 0 & \epsilon_{0\mathbf{k}} + \mathcal{M}(\mathbf{k}) & 0 & 0 \\ 0 & 0 & \epsilon_{0\mathbf{k}} - \mathcal{M}(\mathbf{k}) & 0 \\ 0 & 0 & 0 & \epsilon_{0\mathbf{k}} - \mathcal{M}(\mathbf{k}) \end{pmatrix} \quad (12)$$

with the corresponding degenerate eigenvectors

$$|+\uparrow\rangle_1 = \begin{pmatrix} 1 \\ 0 \\ 0 \\ 0 \end{pmatrix} \quad |+\downarrow\rangle_2 = \begin{pmatrix} 0 \\ 1 \\ 0 \\ 0 \end{pmatrix} \quad |-\uparrow\rangle_3 = \begin{pmatrix} 0 \\ 0 \\ 1 \\ 0 \end{pmatrix} \quad |-\downarrow\rangle_4 = \begin{pmatrix} 0 \\ 0 \\ 0 \\ 1 \end{pmatrix}. \quad (13)$$

The perturbation reads

$$H' = \begin{pmatrix} 0 & -i(\bar{g} + \delta g) \mu_B B_y & -\frac{1}{\sqrt{3}}Pk_z & -\frac{1}{\sqrt{3}}Pk_- \\ i(\bar{g} + \delta g) \mu_B B_y & 0 & -\frac{1}{\sqrt{3}}Pk_+ & \frac{1}{\sqrt{3}}Pk_z \\ -\frac{1}{\sqrt{3}}Pk_z & -\frac{1}{\sqrt{3}}Pk_- & 0 & -i(\bar{g} - \delta g) \mu_B B_y \\ -\frac{1}{\sqrt{3}}Pk_+ & \frac{1}{\sqrt{3}}Pk_z & i(\bar{g} - \delta g) \mu_B B_y & 0 \end{pmatrix}. \quad (14)$$

The Hamiltonian is now understood as $H = H_0 + H'$. In the following we will apply the Löwdin partitioning [1] method in order to find an effective 2×2 effective Hamiltonian.

The Löwdin partitioning up to the third order

Note that the Zeeman term is already in the block diagonal sector. This means that to the first order in perturbation theory, the effective term is

$$[H^{(1)}] = (\bar{g} + \delta g) \mu_B B_y \begin{pmatrix} 0 & -i \\ i & 0 \end{pmatrix} = (\bar{g} + \delta g) \mu_B B_y \sigma_y. \quad (15)$$

Second order terms

To the second order in perturbation theory we need to compute the quantity

$$[H^{(2)}]_{mm'} = \frac{1}{2} \sum_{l \neq (m, m')} [H']_{ml} [H']_{lm'} \left[\frac{1}{E_m - E_l} + \frac{1}{E_{m'} - E_l} \right] \quad (16)$$

where (m, m') belong to the upper sub-space, namely they take values $m, m' = 1, 2$ while l belongs to the bottom sub-space namely $l = 3, 4$. Then we have that $E_m - E_l = E_{m'} - E_l = 2\mathcal{M}(\mathbf{k})$. Second order perturbation theory then gives

$$[H^{(2)}]_{11} = \frac{1}{3} \frac{P^2 k^2}{2\mathcal{M}(\mathbf{k})} = [H^{(2)}]_{22}. \quad (17)$$

The off-diagonal elements are zero, namely, $[H^{(2)}]_{12} = [H^{(2)}]_{21} = 0$. Then, the second order perturbation theory gives the effective Hamiltonian

$$[H^{(2)}] = \frac{1}{2\mathcal{M}(\mathbf{k})} \frac{P^2 k^2}{3} \begin{pmatrix} 1 & 0 \\ 0 & 1 \end{pmatrix}. \quad (18)$$

This is a renormalized parabola.

Third order terms

Up to third order perturbation theory we need to compute the quantities

$$[H^{(3)}]_{mm'} = -\frac{1}{2} \sum_l \sum_{m''} \left[\frac{[H']_{ml} [H']_{lm''} [H']_{m''m'}}{(E_{m'} - E_l)(E_{m''} - E_l)} \right] \quad (19)$$

$$- \frac{1}{2} \sum_l \sum_{m''} \left[\frac{[H']_{mm''} [H']_{m''l} [H']_{lm'}}{(E_m - E_l)(E_{m''} - E_l)} \right] \quad (20)$$

$$+ \frac{1}{2} \sum_{l, l'} [H']_{ml} [H']_{ll'} [H']_{l'm'} \left[\frac{1}{(E_m - E_l)(E_m - E_{l'})} + \frac{1}{(E_{m'} - E_l)(E_{m'} - E_{l'})} \right]. \quad (21)$$

The full off-diagonal term reads

$$[H^{(3)}]_{12} = \frac{1}{2} \frac{(P/\sqrt{3})^2}{(\mathcal{M}(\mathbf{k}))^2} (\bar{g} - \delta g) \mu_B k_x k_y B_y + i \frac{1}{2} \frac{(P/\sqrt{3})^2}{(\mathcal{M}(\mathbf{k}))^2} [\bar{g} \mu_B B_y (k_x^2 + k_z^2) + \delta g \mu_B B_y k_y^2]. \quad (22)$$

In the same manner we calculate the diagonal terms of the third order perturbation theory. We get

$$[H^{(3)}]_{11} = \frac{1}{2} \frac{(P/\sqrt{3})^2}{(\mathcal{M}(\mathbf{k}))^2} (\bar{g} - \delta g) \mu_B B_y k_y k_z \quad (23)$$

and $[H^{(3)}]_{22} = -[H^{(3)}]_{11}$. With the first order perturbation result we can define the effective Hamiltonian of the form $[H^{(1)}] + [H^{(3)}] = \mathbf{d} \cdot \boldsymbol{\sigma}$ where

$$d_x = \frac{1}{3} \frac{P^2}{(2\mathcal{M}(\mathbf{k}))^2} (\bar{g} - \delta g) \mu_B 2B_y k_x k_y \quad (24)$$

$$d_y = (\bar{g} + \delta g) \mu_B B_y - \frac{1}{3} \frac{P^2}{(2\mathcal{M}(\mathbf{k}))^2} [2\bar{g} \mu_B B_y (k_x^2 + k_z^2) + 2\delta g \mu_B B_y k_y^2] \quad (25)$$

$$d_z = \frac{1}{3} \frac{P^2}{(2\mathcal{M}(\mathbf{k}))^2} (\bar{g} - \delta g) \mu_B 2B_y k_y k_z, \quad (26)$$

which to the leading order in momentum can be expressed as

$$d_x \approx \frac{1}{3} \frac{P^2}{2M_0^2} B_y (\bar{g} - \delta g) \mu_B k_x k_y \quad (27)$$

$$d_y \approx (\bar{g} + \delta g) \mu_B B_y \quad (28)$$

$$d_z \approx \frac{1}{3} \frac{P^2}{2M_0^2} (\bar{g} - \delta g) \mu_B B_y k_y k_z. \quad (29)$$

The effective 2×2 Hamiltonian will be $H = H_0 + H^{(1)} + H^{(2)} + H^{(3)}$.

$$H_0 = [\epsilon_0 \mathbf{k} + \mathcal{M}(\mathbf{k})] \sigma_0 + \frac{1}{2\mathcal{M}(\mathbf{k})} \frac{P^2 k^2}{3} \sigma_0 + \mathbf{d} \cdot \boldsymbol{\sigma}. \quad (30)$$

Berry curvature in the four-band model

In this section we show that the actual 4×4 Hamiltonian hosts a Berry curvature independent of the external in-plane magnetic field. We follow the procedure described in Ref [2]. The Hamiltonian can be written as $H = h_0 \lambda_0 + \mathbf{h} \cdot \boldsymbol{\lambda}$ where λ_0 is the identity matrix and $\boldsymbol{\lambda}$ are 15 generalized Gell-mann matrices given by

$$\begin{aligned} \lambda_1 &= \begin{pmatrix} 0 & 1 & 0 & 0 \\ 1 & 0 & 0 & 0 \\ 0 & 0 & 0 & 0 \\ 0 & 0 & 0 & 0 \end{pmatrix} & \lambda_2 &= \begin{pmatrix} 0 & -i & 0 & 0 \\ i & 0 & 0 & 0 \\ 0 & 0 & 0 & 0 \\ 0 & 0 & 0 & 0 \end{pmatrix} & \lambda_3 &= \begin{pmatrix} 1 & 0 & 0 & 0 \\ 0 & -1 & 0 & 0 \\ 0 & 0 & 0 & 0 \\ 0 & 0 & 0 & 0 \end{pmatrix} & \lambda_4 &= \begin{pmatrix} 0 & 0 & 1 & 0 \\ 0 & 0 & 0 & 0 \\ 1 & 0 & 0 & 0 \\ 0 & 0 & 0 & 0 \end{pmatrix} & \lambda_5 &= \begin{pmatrix} 0 & 0 & -i & 0 \\ 0 & 0 & 0 & 0 \\ i & 0 & 0 & 0 \\ 0 & 0 & 0 & 0 \end{pmatrix} \\ \lambda_6 &= \begin{pmatrix} 0 & 0 & 0 & 0 \\ 0 & 0 & 1 & 0 \\ 0 & 1 & 0 & 0 \\ 0 & 0 & 0 & 0 \end{pmatrix} & \lambda_7 &= \begin{pmatrix} 0 & 0 & 0 & 0 \\ 0 & 0 & -i & 0 \\ 0 & i & 0 & 0 \\ 0 & 0 & 0 & 0 \end{pmatrix} & \lambda_8 &= \frac{1}{\sqrt{3}} \begin{pmatrix} 1 & 0 & 0 & 0 \\ 0 & 1 & 0 & 0 \\ 0 & 0 & -2 & 0 \\ 0 & 0 & 0 & 0 \end{pmatrix} & \lambda_9 &= \begin{pmatrix} 0 & 0 & 0 & 1 \\ 0 & 0 & 0 & 0 \\ 0 & 0 & 0 & 0 \\ 1 & 0 & 0 & 0 \end{pmatrix} & \lambda_{10} &= \begin{pmatrix} 0 & 0 & 0 & -i \\ 0 & 0 & 0 & 0 \\ 0 & 0 & 0 & 0 \\ i & 0 & 0 & 0 \end{pmatrix} \\ \lambda_{11} &= \begin{pmatrix} 0 & 0 & 0 & 0 \\ 0 & 0 & 0 & 1 \\ 0 & 0 & 0 & 0 \\ 0 & 1 & 0 & 0 \end{pmatrix} & \lambda_{12} &= \begin{pmatrix} 0 & 0 & 0 & 0 \\ 0 & 0 & 0 & -i \\ 0 & 0 & 0 & 0 \\ 0 & i & 0 & 0 \end{pmatrix} & \lambda_{13} &= \begin{pmatrix} 0 & 0 & 0 & 0 \\ 0 & 0 & 0 & 0 \\ 0 & 0 & 0 & 1 \\ 0 & 0 & 1 & 0 \end{pmatrix} & \lambda_{14} &= \begin{pmatrix} 0 & 0 & 0 & 0 \\ 0 & 0 & 0 & 0 \\ 0 & 0 & 0 & -i \\ 0 & 0 & i & 0 \end{pmatrix} & \lambda_{15} &= \frac{1}{\sqrt{6}} \begin{pmatrix} 1 & 0 & 0 & 0 \\ 0 & 1 & 0 & 0 \\ 0 & 0 & 1 & 0 \\ 0 & 0 & 0 & -3 \end{pmatrix}. \end{aligned} \quad (31)$$

The vector Hamiltonian \mathbf{h} has components $h_2 = (\bar{g} + \delta g) \mu_B B_y$, $h_4 = -\frac{1}{\sqrt{3}} P k_z$, $h_6 = -\frac{1}{\sqrt{3}} P k_x$, $h_7 = -\frac{1}{\sqrt{3}} P k_y$, $h_8 = \frac{\sqrt{3}}{3} \mathcal{M}(\mathbf{k})$, $h_9 = -\frac{1}{\sqrt{3}} P k_x$, $h_{10} = -\frac{1}{\sqrt{3}} P k_y$, $h_{11} = \frac{1}{\sqrt{3}} P k_z$, $h_{14} = (\bar{g} - \delta g) \mu_B B_y$ and $h_{15} = \frac{\sqrt{6}}{6} \mathcal{M}(\mathbf{k})$. Also $h_1 = h_3 = h_5 = h_{12} = h_{13} = 0$. The component $h_0 = \epsilon_0 \mathbf{k}$, but it is not relevant for the calculation of the Berry curvature. The Berry curvature is given by

$$\Omega_{\alpha}^{ij} = -\frac{1}{2} \mathbf{b}_{\alpha} \cdot (\mathbf{b}_{\alpha}^i \times \mathbf{b}_{\alpha}^j), \quad (32)$$

where \mathbf{b}_{α} are generalized Bloch vectors for the α -band, $\mathbf{b}_{\alpha}^i = \partial \mathbf{b}_{\alpha} / \partial k_i$ and the vector product between the generalized Bloch vectors is defined as $(\mathbf{m} \times \mathbf{n})_a = f_{abc} m_b n_c$ with the totally antisymmetric structure constant $f_{abc} = (-i/4) \text{Tr}([\lambda_a, \lambda_b] \lambda_c)$. The generalized Bloch vector follows as:

$$\mathbf{b}_{\alpha} = \frac{2}{4E_{\alpha}^3 - C_2 E_{\alpha} - C_3/3} \left[\left(E_{\alpha}^2 - \frac{C_2}{4} \right) \mathbf{h} + E_{\alpha} \mathbf{h}_{\star} + \mathbf{h}_{\star\star} \right], \quad (33)$$

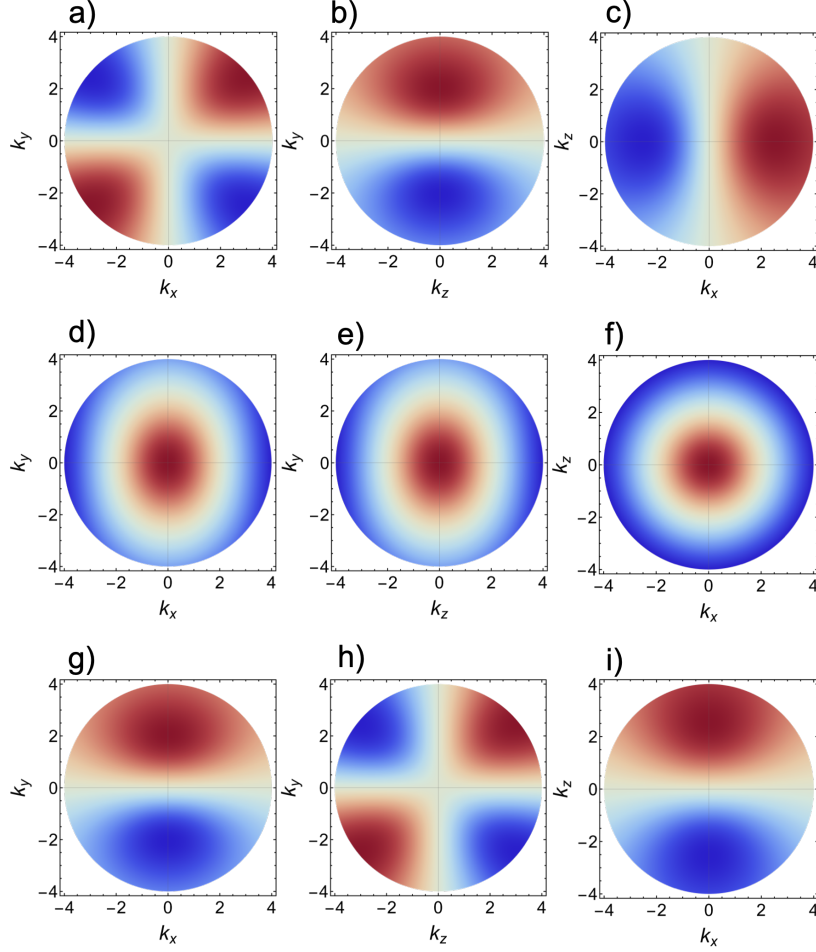


FIG. 4. Berry curvature for the four-band model. The upper panel shows a density plot of $\Omega_{\mathbf{k},x}^+$ for the conduction band for different projection planes. The middle panel shows $\Omega_{\mathbf{k},y}^+$ and the bottom panel shows $\Omega_{\mathbf{k},z}^+$.

where $\mathbf{h}_\star \equiv \mathbf{h} \star \mathbf{h}$ and $\mathbf{h}_{\star\star} \equiv \mathbf{h} \star \mathbf{h}_\star$. The \star -product is defined as $(\mathbf{m} \star \mathbf{n})_a = d_{abc} m_b n_c$ with the totally symmetric structure constant $d_{abc} = (1/4)\text{Tr}[\{\lambda_a, \lambda_b\}\lambda_c]$. The Casimir invariants C_i are $C_2 = 2|\mathbf{h}|^2$ and $C_3 = 2\mathbf{h} \cdot \mathbf{h}_\star$. Also, E_α are the eigenvalues of the Hamiltonian. In order to find close analytical expressions we take $\delta g = 0$. The degeneracy is lifted and the energies for the two conduction bands are

$$E_\pm^c = \sqrt{M_0^2 + k^2(P/\sqrt{3})^2 + \delta g^2 \mu_B^2 B_y^2 \pm 2\delta|g \mu_B||B_y|\sqrt{M_0^2 + k_y^2(P/\sqrt{3})^2}} \quad (34)$$

and for the two valence bands are

$$E_\pm^v = -\sqrt{M_0^2 + k^2(P/\sqrt{3})^2 + \delta g^2 \mu_B^2 B_y^2 \pm 2\delta|g \mu_B||B_y|\sqrt{M_0^2 + k_y^2(P/\sqrt{3})^2}}. \quad (35)$$

The Berry curvature vector for the two conduction bands has components

$$\Omega_{\mathbf{k},x}^\pm = \mp \text{sign}(B_y) \frac{k_x k_y (P/\sqrt{3})^4}{2[M_0^2 + k_y^2(P/\sqrt{3})^2]^{1/2} [M_0^2 + k^2(P/\sqrt{3})^2]^{3/2}} + \mathcal{O}(B_y) \quad (36)$$

$$\Omega_{\mathbf{k},y}^\pm = \mp \text{sign}(B_y) \frac{(P/\sqrt{3})^2 [M_0^2 + k_y^2(P/\sqrt{3})^2]^{1/2}}{2[M_0^2 + k^2(P/\sqrt{3})^2]^{3/2}} + \mathcal{O}(B_y) \quad (37)$$

$$\Omega_{\mathbf{k},z}^{\pm} = \mp \text{sign}(B_y) \frac{k_z k_y (P/\sqrt{3})^4}{2[M_0^2 + k_y^2 (P/\sqrt{3})^2]^{1/2} [M_0^2 + k^2 (P/\sqrt{3})^2]^{3/2}} + \mathcal{O}(B_y) \quad (38)$$

We present density plots in Fig.(4).

SEMI-CLASSICAL TRANSPORT THEORY

The Boltzmann equation for the distribution $f_{\mathbf{k}}$ reads

$$\frac{\partial f}{\partial t} + \dot{\mathbf{r}} \cdot \frac{\partial f}{\partial \mathbf{r}} + \dot{\mathbf{k}} \cdot \frac{\partial f}{\partial \mathbf{k}} = \mathcal{I}_{coll}[f]. \quad (39)$$

In the above equation we need the semiclassical velocity, namely

$$\dot{\mathbf{r}} = \frac{1}{\hbar} \frac{\partial \varepsilon_{\mathbf{k}}}{\partial \mathbf{k}} - \dot{\mathbf{k}} \times \boldsymbol{\Omega} \quad (40)$$

and the semiclassical variation of momentum, namely

$$\dot{\mathbf{k}} = -\frac{e}{\hbar} [\mathbf{E} + \dot{\mathbf{r}} \times \mathbf{B}]. \quad (41)$$

Solving the above coupled equations for \mathbf{r} and \mathbf{k} we get

$$\dot{\mathbf{r}} = \left(1 + \frac{e}{\hbar} \mathbf{B} \cdot \boldsymbol{\Omega}\right)^{-1} \left[\frac{1}{\hbar} \frac{\partial \varepsilon_{\mathbf{k}}}{\partial \mathbf{k}} + \frac{e}{\hbar} \mathbf{E} \times \boldsymbol{\Omega} + \frac{e}{\hbar} \left(\frac{1}{\hbar} \frac{\partial \varepsilon_{\mathbf{k}}}{\partial \mathbf{k}} \cdot \boldsymbol{\Omega} \right) \mathbf{B} \right] \quad (42)$$

$$\dot{\mathbf{k}} = \left(1 + \frac{e}{\hbar} \mathbf{B} \cdot \boldsymbol{\Omega}\right)^{-1} \left[-\frac{e}{\hbar} \mathbf{E} - \frac{e}{\hbar} \left(\frac{1}{\hbar} \frac{\partial \varepsilon_{\mathbf{k}}}{\partial \mathbf{k}} \times \mathbf{B} \right) - \frac{e^2}{\hbar^2} (\mathbf{B} \cdot \mathbf{E}) \boldsymbol{\Omega} \right]. \quad (43)$$

In the relaxation time approximation $\mathcal{I}_{coll}[f] = -g_{\mathbf{k}}/\tau$. In stationary states, the Boltzmann equation is $\dot{\mathbf{k}} \cdot \frac{\partial f}{\partial \mathbf{k}} = -g_{\mathbf{k}}/\tau$. We take $f = f_0 + g_{\mathbf{k}}$ where f_0 is the equilibrium distribution and $g_{\mathbf{k}}$ is the deviation from equilibrium due to the electric field. The equation then reads

$$D \left[-\frac{e}{\hbar} \mathbf{E} - \frac{e}{\hbar} \left(\frac{1}{\hbar} \frac{\partial \varepsilon_{\mathbf{k}}}{\partial \mathbf{k}} \times \mathbf{B} \right) - \frac{e^2}{\hbar^2} (\mathbf{B} \cdot \mathbf{E}) \boldsymbol{\Omega} \right] \cdot \left(\frac{\partial f_0}{\partial \mathbf{k}} + \frac{\partial g_{\mathbf{k}}}{\partial \mathbf{k}} \right) = -\frac{g_{\mathbf{k}}}{\tau} \quad (44)$$

with $D = (1 + \frac{e}{\hbar} \mathbf{B} \cdot \boldsymbol{\Omega})^{-1}$. In linear response

$$D \left[-\frac{e}{\hbar} \mathbf{E} - \frac{e^2}{\hbar^2} (\mathbf{B} \cdot \mathbf{E}) \boldsymbol{\Omega} \right] \cdot \left(\frac{\partial \varepsilon_{\mathbf{k}}}{\partial \mathbf{k}} \right) \left(\frac{\partial f_0}{\partial \varepsilon_{\mathbf{k}}} \right) + D \left[-\frac{e}{\hbar} \left(\frac{1}{\hbar} \frac{\partial \varepsilon_{\mathbf{k}}}{\partial \mathbf{k}} \times \mathbf{B} \right) \right] \cdot \left(\frac{\partial g_{\mathbf{k}}}{\partial \mathbf{k}} \right) = -\frac{g_{\mathbf{k}}}{\tau}. \quad (45)$$

In terms of the group velocity we can write

$$D \left[-e \mathbf{E} \cdot \mathbf{v} - \frac{e^2}{\hbar} (\mathbf{B} \cdot \mathbf{E}) (\boldsymbol{\Omega} \cdot \mathbf{v}) \right] \left(\frac{\partial f_0}{\partial \varepsilon_{\mathbf{k}}} \right) + D \left[-\frac{e}{\hbar} \left(\frac{1}{\hbar} \frac{\partial \varepsilon_{\mathbf{k}}}{\partial \mathbf{k}} \times \mathbf{B} \right) \right] \cdot \left(\frac{\partial g_{\mathbf{k}}}{\partial \mathbf{k}} \right) = -\frac{g_{\mathbf{k}}}{\tau}. \quad (46)$$

We use the ansatz

$$g_{\mathbf{k}} = -e\tau D \left[\frac{e}{\hbar} (\mathbf{B} \cdot \mathbf{E}) (\boldsymbol{\Omega} \cdot \mathbf{v}) + \boldsymbol{\Upsilon} \cdot \mathbf{v} \right] \left(-\frac{\partial f_0}{\partial \varepsilon_{\mathbf{k}}} \right) \quad (47)$$

where $\boldsymbol{\Upsilon}$ is an unknown field independent of \mathbf{k} . The equation then reads

$$(-e \mathbf{E} \cdot \mathbf{v}) \left(\frac{\partial f_0}{\partial \varepsilon_{\mathbf{k}}} \right) + e\tau \left[-\frac{e}{\hbar} (\mathbf{v} \times \mathbf{B}) \right] \cdot \left[\frac{\partial}{\partial \mathbf{k}} \left(\frac{e}{\hbar} (\mathbf{B} \cdot \mathbf{E}) (\boldsymbol{\Omega} \cdot D\mathbf{v}) + \boldsymbol{\Upsilon} \cdot D\mathbf{v} \right) \left(\frac{\partial f_0}{\partial \varepsilon_{\mathbf{k}}} \right) \right] = -e\mathbf{v} \cdot \boldsymbol{\Upsilon} \left(\frac{\partial f_0}{\partial \varepsilon_{\mathbf{k}}} \right). \quad (48)$$

We change the cross product in the second term, in order to single out the velocity. Then we get

$$(-e \mathbf{E} \cdot \mathbf{v}) \left(\frac{\partial f_0}{\partial \varepsilon_{\mathbf{k}}} \right) + e\tau \left[-\frac{e}{\hbar} \mathbf{B} \right] \times \left[\left(\frac{e}{\hbar} (\mathbf{B} \cdot \mathbf{E}) \nabla_{\mathbf{k}} (\boldsymbol{\Omega} \cdot D\mathbf{v}) + \Upsilon_i \nabla_{\mathbf{k}} Dv_i \right) \left(\frac{\partial f_0}{\partial \varepsilon_{\mathbf{k}}} \right) \right] \cdot \mathbf{v} = -e\mathbf{v} \cdot \boldsymbol{\Upsilon} \left(\frac{\partial f_0}{\partial \varepsilon_{\mathbf{k}}} \right) \quad (49)$$

The variation of the equilibrium distribution and the electric charge are a common factor on both sides, then they can be eliminated. We get

$$\mathbf{E} + \tau \left[\frac{e}{\hbar} \mathbf{B} \right] \times \left[\left(\frac{e}{\hbar} (\mathbf{B} \cdot \mathbf{E}) \nabla_{\mathbf{k}} (\boldsymbol{\Omega} \cdot D\mathbf{v}) + \Upsilon_i \nabla_{\mathbf{k}} Dv_i \right) \right] = \boldsymbol{\Upsilon} \quad (50)$$

We can define the vector $\mathbf{C} = \nabla_{\mathbf{k}} (\boldsymbol{\Omega} \cdot D\mathbf{v})$. The equation then reads

$$\mathbf{E} + \tau \frac{e^2}{\hbar^2} (\mathbf{B} \cdot \mathbf{E}) \mathbf{B} \times \mathbf{C} + \tau D \frac{e}{\hbar} \mathbf{B} \times [\Upsilon_i \nabla_{\mathbf{k}} Dv_i] = \boldsymbol{\Upsilon} \quad (51)$$

The equation can be written as

$$\mathbf{E} + \tau \frac{e^2}{\hbar^2} (\mathbf{B} \cdot \mathbf{E}) \mathbf{B} \times \mathbf{C} + \tau \frac{e}{\hbar} M_L \boldsymbol{\Upsilon} = \boldsymbol{\Upsilon} \quad (52)$$

where the matrix M_L reads (for notation we omit the factor D in front of the velocity)

$$M_L = \begin{pmatrix} B_y \frac{\partial v_x}{\partial k_z} - B_z \frac{\partial v_x}{\partial k_y} & B_y \frac{\partial v_y}{\partial k_z} - B_z \frac{\partial v_y}{\partial k_y} & B_y \frac{\partial v_z}{\partial k_z} - B_z \frac{\partial v_z}{\partial k_y} \\ B_z \frac{\partial v_x}{\partial k_x} - B_x \frac{\partial v_x}{\partial k_z} & B_z \frac{\partial v_y}{\partial k_x} - B_x \frac{\partial v_y}{\partial k_z} & B_z \frac{\partial v_z}{\partial k_x} - B_x \frac{\partial v_z}{\partial k_z} \\ B_x \frac{\partial v_x}{\partial k_y} - B_y \frac{\partial v_x}{\partial k_x} & B_x \frac{\partial v_y}{\partial k_y} - B_y \frac{\partial v_y}{\partial k_x} & B_x \frac{\partial v_z}{\partial k_y} - B_y \frac{\partial v_z}{\partial k_x} \end{pmatrix}. \quad (53)$$

Then it follows

$$\boldsymbol{\Upsilon} = \left(I - \tau \frac{e}{\hbar} M_L \right)^{-1} \left[\mathbf{E} + \tau \frac{e^2}{\hbar^2} (\mathbf{B} \cdot \mathbf{E}) \mathbf{B} \times \mathbf{C} \right] \quad (54)$$

We can take the electric field as a common factor by writing the equation as

$$\boldsymbol{\Upsilon} = \left(I - \tau \frac{e}{\hbar} M_L \right)^{-1} \left[I_{3 \times 3} + \tau \frac{e^2}{\hbar^2} M_{\nabla} \right] \mathbf{E} \quad (55)$$

with the matrix

$$M_{\nabla} = (\mathbf{B} \times \mathbf{C}) \otimes \mathbf{B} = \begin{pmatrix} (\mathbf{B} \times \mathbf{C})_x B_x & (\mathbf{B} \times \mathbf{C})_x B_y & (\mathbf{B} \times \mathbf{C})_x B_z \\ (\mathbf{B} \times \mathbf{C})_y B_x & (\mathbf{B} \times \mathbf{C})_y B_y & (\mathbf{B} \times \mathbf{C})_y B_z \\ (\mathbf{B} \times \mathbf{C})_z B_x & (\mathbf{B} \times \mathbf{C})_z B_y & (\mathbf{B} \times \mathbf{C})_z B_z \end{pmatrix}. \quad (56)$$

and finally we can find the distribution

$$g_{\mathbf{k}} = -e\tau D \left[-\frac{e}{\hbar} (\mathbf{B} \cdot \mathbf{E}) (\boldsymbol{\Omega} \cdot \mathbf{v}) - \mathbf{v} \cdot \boldsymbol{\Upsilon} \right] \left(\frac{\partial f_0}{\partial \varepsilon_{\mathbf{k}}} \right). \quad (57)$$

In order to put every element in terms of a field proportional to the electric field, we can define a new matrix

$$M_{\Omega} = \boldsymbol{\Omega} \otimes \mathbf{B} = \begin{pmatrix} \Omega_x B_x & \Omega_x B_y & \Omega_x B_z \\ \Omega_y B_x & \Omega_y B_y & \Omega_y B_z \\ \Omega_z B_x & \Omega_z B_y & \Omega_z B_z \end{pmatrix}. \quad (58)$$

We define a new field $\boldsymbol{\Phi} = \frac{e}{\hbar} M_{\Omega} \mathbf{E}$ and can write the distribution as

$$g_{\mathbf{k}} = -e\tau D [-\mathbf{v} \cdot \boldsymbol{\Phi} - \mathbf{v} \cdot \boldsymbol{\Upsilon}] \left(\frac{\partial f_0}{\partial \varepsilon_{\mathbf{k}}} \right). \quad (59)$$

The first term takes into account a \mathbf{k} -dependent driving field $\boldsymbol{\Phi}$. The second term contains $\boldsymbol{\Upsilon}$ which takes into account the Lorentz force and corrections due to the Berry curvature and its variations. This is explicit in the vector $\mathbf{C} = \nabla_{\mathbf{k}} (\boldsymbol{\Omega} \cdot D\mathbf{v})$.

In order to find the current we take the trace $j_i = -e \sum_{\mathbf{k}} \dot{r}_i g_{\mathbf{k}}$. In changing the sum to an integral, we take into account that the density of states is corrected by the presence of the external magnetic field. Then, the rule is $\sum_{\mathbf{k}} \rightarrow \int \frac{d^3 \mathbf{k}}{(2\pi)^3} (1 + \frac{e}{\hbar} \mathbf{B} \cdot \boldsymbol{\Omega})$. With this and using Eq.(41) the current follows as

$$j_i = e^2 \tau \int \frac{d^3 \mathbf{k}}{(2\pi)^3} \left(1 + \frac{e}{\hbar} \mathbf{B} \cdot \boldsymbol{\Omega} \right)^{-1} (\mathbf{v} \cdot \boldsymbol{\Phi} + \mathbf{v} \cdot \boldsymbol{\Upsilon}) \left(\frac{1}{\hbar} \frac{\partial \varepsilon_{\mathbf{k}}}{\partial \mathbf{k}} + \frac{e}{\hbar} \mathbf{E} \times \boldsymbol{\Omega} + \frac{e}{\hbar} \left(\frac{1}{\hbar} \frac{\partial \varepsilon_{\mathbf{k}}}{\partial \mathbf{k}} \cdot \boldsymbol{\Omega} \right) \mathbf{B} \right) \left(-\frac{\partial f_0}{\partial \varepsilon_{0\mathbf{k}}} \right). \quad (60)$$

So far the equation is general. In order to calculate the longitudinal current contribution, we set the electric field in the direction of the velocity. Also, we set the magnetic field in the same direction as the electric field since we are interested in longitudinal magnetoresistance. In this case, the term $\propto \frac{e}{\hbar} \mathbf{E} \times \boldsymbol{\Omega}$ will not contribute since it is transversal and gives rise to the anomalous Hall effect. Also, $\boldsymbol{\Gamma} = \mathbf{E}$, since the other terms are transversal and give rise to the Lorentz force. The current can be written as $j_i = \sigma_{ii} E_i$, where the conductivity reads

$$\sigma_{ii} = e^2 \tau \int \frac{d^3 \mathbf{k}}{(2\pi)^3} \left(1 + \frac{e}{\hbar} \mathbf{B} \cdot \boldsymbol{\Omega}\right)^{-1} \left[v_i + \frac{e}{\hbar} (\mathbf{v} \cdot \boldsymbol{\Omega}) B_i\right]^2 \left(-\frac{\partial f_0}{\partial \varepsilon_{0\mathbf{k}}}\right). \quad (61)$$

Expanding the correction of the density of states up to the second order in the magnetic field we get

$$\left(1 + \frac{e}{\hbar} \mathbf{B} \cdot \boldsymbol{\Omega}\right)^{-1} \approx 1 - \frac{e}{\hbar} \mathbf{B} \cdot \boldsymbol{\Omega} + \left(\frac{e}{\hbar} \mathbf{B} \cdot \boldsymbol{\Omega}\right)^2. \quad (62)$$

The zeroth order term in magnetic field is the Drude conductivity

$$\sigma_{ii,0} = e^2 \tau \int \frac{d^3 \mathbf{k}}{(2\pi)^3} v_{i,0}^2 \delta(\varepsilon_F - \varepsilon_{0\mathbf{k}}) \quad (63)$$

The first order in magnetic field reads

$$\sigma_{ii,1} = e^2 \tau \int \frac{d^3 \mathbf{k}}{(2\pi)^3} \left[2v_i \frac{e}{\hbar} (\mathbf{v} \cdot \boldsymbol{\Omega}) B_i - \frac{e}{\hbar} \mathbf{B} \cdot \boldsymbol{\Omega} v_i^2\right] \left(-\frac{\partial f_0}{\partial \varepsilon_{0\mathbf{k}}}\right). \quad (64)$$

This term will vanish in our systems since we need to add the bands and the Berry curvature changes sign. The second order term in magnetic field reads

$$\sigma_{ii,2} = e^2 \tau \left(\frac{e}{\hbar}\right)^2 \int \frac{d^3 \mathbf{k}}{(2\pi)^3} \left[v_i^2 (\mathbf{B} \cdot \boldsymbol{\Omega})^2 - 2v_i \mathbf{B} \cdot \boldsymbol{\Omega} (\mathbf{v} \cdot \boldsymbol{\Omega}) B_i + (\mathbf{v} \cdot \boldsymbol{\Omega})^2 B_i^2\right] \left(-\frac{\partial f_0}{\partial \varepsilon_{0\mathbf{k}}}\right). \quad (65)$$

Longitudinal magnetoresistance for the generalized Zeeman coupling of an \mathcal{O}_h crystal

In particular we get

$$\sigma_{xx}(\mathbf{B} = 0) = e^2 \tau \left(\frac{2m}{\hbar^2}\right) \left(\frac{\hbar}{m}\right)^2 \frac{1}{(2\pi)^3} \int d\phi \int \sin(\theta) d\theta \int dk k^4 \sin^2(\theta) \cos^2(\phi) \frac{\delta(k_F - k)}{2k_F} \quad (66)$$

$$= e^2 \tau \left(\frac{2m}{\hbar^2}\right) \left(\frac{\hbar}{m}\right)^2 \frac{4\pi}{3} \frac{1}{(2\pi)^3} \left(\frac{k_F^3}{2}\right) \quad (67)$$

After including spin degeneracy we find the usual expression $\sigma_{xx}(0) = n_e e^2 \tau / m$ with $n_e = k_F^3 / 3\pi^2$.

For a magnetic field in the y -direction we get the second order correction

$$\sigma_{yy,2}(B_y) = B_y^2 e^2 \tau \left(\frac{e}{\hbar}\right)^2 \int \frac{d^3 \mathbf{k}}{(2\pi)^3} (v_x \Omega_x + v_z \Omega_z)^2 \delta(\varepsilon_F - \varepsilon_{0\mathbf{k}}) \quad (68)$$

We can calculate the Berry curvature as

$$\Omega_x^+ = \frac{1}{2} a^2 b \frac{k_y k_x}{[b^2 + k_y^2 a^2 (k_x^2 + k_z^2)]^{3/2}} = \frac{a^2}{2b^2} \frac{k_y k_x}{[1 + k_y^2 \frac{a^2}{b^2} (k_x^2 + k_z^2)]^{3/2}} \quad (69)$$

$$\Omega_z^+ = \frac{1}{2} a^2 b \frac{k_y k_z}{[b^2 + k_y^2 a^2 (k_x^2 + k_z^2)]^{3/2}} = \frac{a^2}{2b^2} \frac{k_y k_z}{[1 + k_y^2 \frac{a^2}{b^2} (k_x^2 + k_z^2)]^{3/2}} \quad (70)$$

To zeroth order in magnetic field the velocity reads $v_{x,0} = \hbar k_x / m$ and $v_{z,0} = \hbar k_z / m$. In the single relaxation time approximation we can write the conductivity as

$$\sigma_{yy,2}(B_y) = 2B_y^2 e^2 \tau \left(\frac{e}{\hbar}\right)^2 \int \frac{d^3 \mathbf{k}}{(2\pi)^3} (v_{x,0} \Omega_x + v_{z,0} \Omega_z)^2 \delta(\varepsilon_F - \varepsilon_{0\mathbf{k}}). \quad (71)$$

The factor 2 in front of the conductivity is because we need to sum over both bands, and both give the same result. The factor in parenthesis reads

$$(v_x \Omega_x + v_z \Omega_z)^2 = \left(\frac{a^2}{2b^2}\right)^2 \left(\frac{\hbar}{m}\right)^2 \frac{1}{[1 + k_y^2 \frac{a^2}{b^2} (k_x^2 + k_z^2)]^3} k_y^2 (k_x^2 + k_z^2)^2. \quad (72)$$

Then the integral reads

$$\Delta\sigma_{yy,2}(B_y) = 2B_y^2 e^2 \tau \left(\frac{e}{\hbar}\right)^2 \left(\frac{a^2}{2b^2}\right)^2 \left(\frac{\hbar}{m}\right)^2 \frac{1}{(2\pi)^3} \int d^3\mathbf{k} \frac{k_y^2 (k_x^2 + k_z^2)^2 \delta(\varepsilon_F - \varepsilon_0\mathbf{k})}{[1 + k_y^2 \frac{a^2}{b^2} (k_x^2 + k_z^2)]^3} \quad (73)$$

In spherical coordinates the integral reads

$$\int_0^{2\pi} d\phi \int_0^\pi \sin(\theta) d\theta \int_0^\infty k^2 dk \frac{k^6 \sin^2(\theta) \sin^2(\phi) (\sin^2(\theta) \cos^2(\phi) + \cos^2(\theta))^2}{[1 + k_F^4 \frac{a^2}{b^2} \sin^2(\theta) \sin^2(\phi) (\sin^2(\theta) \cos^2(\phi) + \cos^2(\theta))]^3} \frac{\delta(k - k_F)}{2k_F} \quad (74)$$

The integral over momentum is easily calculated. Defining the integral

$$I(k_F) = \int_0^{2\pi} d\phi \int_0^\pi \sin(\theta) d\theta \frac{\sin^2(\theta) \sin^2(\phi) (\sin^2(\theta) \cos^2(\phi) + \cos^2(\theta))^2}{[1 + k_F^4 \frac{a^2}{b^2} \sin^2(\theta) \sin^2(\phi) (\sin^2(\theta) \cos^2(\phi) + \cos^2(\theta))]^3} \quad (75)$$

the conductivity can be written as

$$\Delta\sigma_{yy,2}(B_y) = 2B_y^2 e^2 \tau \left(\frac{e}{\hbar}\right)^2 \left(\frac{a^2}{2b^2}\right)^2 \left(\frac{\hbar}{m}\right)^2 \frac{1}{(2\pi)^3} \left(\frac{2m}{\hbar^2}\right) \frac{k_F^7}{2} I(k_F). \quad (76)$$

Using the definition of the Drude conductivity we find

$$\frac{\Delta\sigma_{yy,2}(B_y)}{\sigma_{yy}(0)} = \left(\frac{eB_y}{\hbar}\right)^2 \left(\frac{a^2}{2b^2}\right)^2 \frac{3}{2\pi} k_F^4 I(k_F). \quad (77)$$

The first factor defines the magnetic length or momentum as $1/l_B = k_B = \sqrt{eB/\hbar}$. We define a characteristic length related to the material properties as $l_0 = \sqrt{a/b}$ or conversely a characteristic momentum $k_0 = 1/l_0$. Then one writes

$$\frac{\Delta\sigma_{yy,2}(B_y)}{\sigma_{yy}(0)} = \left(\frac{l_0}{l_B}\right)^4 \frac{3}{8\pi} \left(\frac{k_F}{k_0}\right)^4 I(k_F/k_0) \quad (78)$$

The integral reads

$$I(k_F/k_0) = \int_0^{2\pi} d\phi \int_0^\pi \sin(\theta) d\theta \frac{\sin^2(\theta) \sin^2(\phi) (\sin^2(\theta) \cos^2(\phi) + \cos^2(\theta))^2}{[1 + (k_F l_0)^4 \sin^2(\theta) \sin^2(\phi) (\sin^2(\theta) \cos^2(\phi) + \cos^2(\theta))]^3}. \quad (79)$$

GENERALIZED ZEEMAN COUPLING IN CENTROSYMMETRIC CRYSTALS

To establish the appearance of a Berry curvature and the form of the generalized Zeeman coupling, we note that the latter has to contain terms that are even in the crystalline momentum, due to inversion symmetry. In the absence of additional symmetries the most general coupling up to the second order in momentum will be of the form $\mathcal{H}_z = \mathbf{d} \cdot \boldsymbol{\sigma}$ with the \mathbf{d} vector that can be expressed as

$$\mathbf{d} = (a_0 + a_i k_i^2 + a_{ij} k_i k_j) \hat{\mathbf{i}} + (b_0 + b_i k_i^2 + b_{ij} k_i k_j) \hat{\mathbf{j}} + (c_0 + c_i k_i^2 + c_{ij} k_i k_j) \hat{\mathbf{z}} \quad (80)$$

where the coefficients a_{ij} , b_{ij} and c_{ij} we have $i \neq j$. The presence of residual (magnetic) point group symmetries pose strong constraints on the coefficients of the binomials. To establish the presence of the Zeeman-activated Berry curvature in all centrosymmetric crystals, we therefore derive the generalized Zeeman coupling in all magnetic point groups compatible with ferromagnetism – in our case this is due to the presence of the homogeneous external magnetic

TABLE II. Effective Zeeman coupling allowed in centrosymmetric magnetic groups compatible with ferromagnetism.

Magnetic group	d_x	d_y	d_z
$6/m\bar{m}'m'$	$a_{xy}k_xk_y$	$b_0 + b_x(k_x^2 + k_z^2) + b_yk_y^2$	$a_{xy}k_xk_z$
$6/m$	$a_{xy}k_xk_y$	$b_0 + b_x(k_x^2 + k_z^2) + b_yk_y^2$	$a_{xy}k_xk_z$
$-3m'$	$a_{xy}k_xk_y$	$b_0 + b_x(k_x^2 + k_z^2) + b_yk_y^2$	$a_{xy}k_xk_z$
-3	$a_{xz}k_xk_z - a_{yz}k_yk_z + a_x(k_x^2 - k_y^2) - 2a_{xy}k_xk_y$	$a_{xz}k_yk_z + a_{yz}k_xk_z - 2a_{xy}k_xk_y - a_{xy}(k_x^2 - k_y^2)$	$c_0 + c_x(k_x^2 + k_y^2) + c_zk_z^2$
$4/m\bar{m}'m'$	ak_xk_y	$b_0 + b_x(k_x^2 + k_z^2) + b_yk_y^2$	ak_zk_y
$4/m$	$a_{xy}k_xk_y + a_{yz}k_yk_z$	$b_0 + b_x(k_x^2 + k_z^2) + b_yk_y^2$	$-a_{yz}k_xk_y + a_{xy}k_yk_z$
$m'm'm$	$a_{xy}k_xk_y$	$b_0 + b_ik_i^2$	$c_{xz}k_yk_z$
$2'/m'$	$a_0 + a_ik_i^2 + a_{zx}k_zk_x$	$b_{xy}k_xk_y + b_{zy}k_zk_y$	$c_0 + c_ik_i^2 + c_{zx}k_zk_x$
$2/m$	$a_{xy}k_xk_y + a_{zy}k_zk_y$	$b_0 + b_ik_i^2 + b_{xz}k_xk_z$	$c_{xy}k_xk_y + c_{zy}k_zk_y$
-1	$a_0 + a_ik_i^2 + a_{ij}k_ik_j$	$b_0 + b_ik_i^2 + b_{ij}k_ik_j$	$c_0 + c_ik_i^2 + c_{ij}k_ik_j$

field. The table below explicitly show the form of the generalized Zeeman coupling. The direction of the magnetic field is specified by the non-vanishing term independent of momentum, *i.e.* the conventional Zeeman coupling.

-
- [1] R. Winkler, *Spin-orbit coupling effects in two-dimensional electron and hole systems*, Springer tracts in modern physics (Springer, Berlin, 2003).
- [2] A. Graf and F. Piéchon, Phys. Rev. B **104**, 085114 (2021).