

CREW-WILDFIRE: Benchmarking Agentic Multi-Agent Collaborations at Scale

Jonathan Hyun¹, Nicholas R Waytowich², Boyuan Chen¹

¹Duke University, ²Army Research Laboratory

<http://www.generalroboticslab.com/CREW-Wildfire>

Abstract

Despite rapid progress in large language model (LLM)-based multi-agent systems, current benchmarks fall short in evaluating their scalability, robustness, and coordination capabilities in complex, dynamic, real-world tasks. Existing environments typically focus on small-scale, fully observable, or low-complexity domains, limiting their utility for developing and assessing next-generation multi-agent Agentic AI frameworks. We introduce CREW-WILDFIRE, an open-source benchmark designed to close this gap. Built atop the human-AI teaming CREW simulation platform, CREW-WILDFIRE offers procedurally generated wildfire response scenarios featuring large maps, heterogeneous agents, partial observability, stochastic dynamics, and long-horizon planning objectives. The environment supports both low-level control and high-level natural language interactions through modular PERCEPTION and EXECUTION modules. We implement and evaluate several state-of-the-art LLM-based multi-agent Agentic AI frameworks, uncovering significant performance gaps that highlight the unsolved challenges in large-scale coordination, communication, spatial reasoning, and long-horizon planning under uncertainty. By providing more realistic complexity, scalable architecture, and behavioral evaluation metrics, CREW-WILDFIRE establishes a critical foundation for advancing research in scalable multi-agent Agentic intelligence. All code, environments, data, and baselines will be released to support future research in this emerging domain.

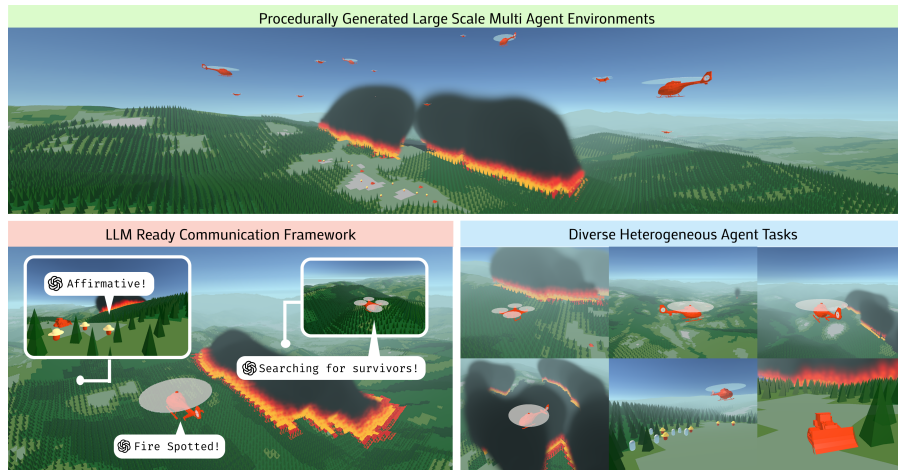


Fig. 1: CREW-WILDFIRE features procedurally generated environments, an LLM-compatible multi-agent framework, and heterogeneous agents designed to evaluate Agentic collaborations at scale.

1 Introduction

Coordinating multiple agents to solve complex, dynamic, and high-stakes tasks is a long-standing challenge in artificial intelligence (AI) [3, 16, 23]. Real-world scenarios such as disaster response [10, 19], autonomous infrastructure maintenance [16, 21], workflow optimization [21], or planetary exploration [15, 28, 29] often require teams of agents with diverse capabilities to operate under uncertainty, partial observability, and real-time constraints. Among these, wildfire response [30, 31] stands out as a prototypical example: a setting that demands scalable collaboration, heterogeneous roles, and adaptive decision-making over extended time horizons. As interest grows in generalist and open-ended AI systems [1], there is a strong need to evaluate whether today’s Agentic AI frameworks can meet the demands of such real-world complexity.

Traditionally, multi-agent systems have been studied through the lens of multi-agent reinforcement learning (MARL) [3], decentralized control [38], or classical robotics coordination [25]. These approaches have yielded impressive capabilities in domains such as warehouse logistics [21], robotic swarms [15], and cooperative manipulation [8]. However, they typically rely on rigid communication protocols, domain-specific policies, or centralized planners [23] that limit generalization and flexibility. Moreover, these systems often struggle to scale in the number of agents or in the complexity of their operating environments due to their inherent limitations in communication, commonly done through exchanging gradients [3], observations [12], or intentions [20]. It becomes particularly challenging when coordination must emerge from high-level reasoning over extended periods of time rather than low-level behaviors.

Recent advances in large language models (LLMs) have opened a new frontier in Agentic AI [24, 34, 36]. LLM-based agents can communicate in natural languages, perform in-context reasoning, and dynamically coordinate using structured dialogue or shared goals. Early frameworks have demonstrated promising behaviors such as delegation, consensus-building, and role assignment, often in open-ended tasks like programming [27], board games [7], or virtual social environments [18]. However, these demonstrations largely operate in limited settings: they assume fully observable worlds, involve a small number of agents, and lack real-time embodiment or environmental complexity. As a result, it remains unclear whether existing multi-agent LLM frameworks can scale to realistic, physically grounded, long-horizon problems that demand both strategic coordination and low-level execution.

In this work, we introduce CREW-WILDFIRE (Fig. 1), an open-source benchmark specifically designed to evaluate Agentic multi-agent LLM systems under conditions of real-world scale and complexity. Built atop the human-AI teaming CREW [39, 40] simulation framework, CREW-WILDFIRE features procedurally generated wildfire environments with heterogeneous agents (e.g., drones, helicopters, bulldozers, and firefighters), partial observability, stochastic environments, and complex objectives such as civilian rescue, fire detection and suppression. It provides flexible observation and action spaces, ranging from low-level vectors to natural language commands, and includes built-in PERCEPTION and EXECUTION modules to interface with both low-level control primitives and LLM-based agents. To support rigorous evaluation, we propose a suite of task environments and behavioral goals, enabling both quantitative and qualitative assessment of multi-agent LLM frameworks on scalability, coordination, adaptability, and communication.

We implement and benchmark several recent LLM-based multi-agent Agentic frameworks in CREW-WILDFIRE. Our results reveal significant performance gaps and highlight open challenges. Our experiments show that while these systems exhibit emergent collaboration in simple tasks, they often fail to generalize to environments that require precise real-time coordination, spatial understanding, plan adaptation under uncertainty, and objective prioritization. By surfacing these limitations and offering a standardized evaluation platform, CREW-WILDFIRE provides a critical foundation for accelerating progress in large-scale Agentic intelligence.

In summary, our main contributions are:

- **A new open-source benchmark** for evaluating LLM-based multi-agent Agentic systems in procedurally generated, physically grounded, and high-stakes disaster response environments.
- **A suite of sub-environments and behavioral goals**, enabling fine-grained evaluation of collaboration, spatial reasoning, task delegation, and plan adaptation at scale.

Tab. 1: Feature comparison across different multi-agent embodied control environments.

Environments	Agent Scale (>100)	Heterogenous Agents	Low-Level Control	Direct Observations	Partial Observability	Complex Long-Horizon Tasks
Lyfe Game [18]	✗	✓	✗	✗	✓	✓
VirtualHome [26]	✗	✗	✓	✗	✓	✓
PettingZoo [32]	✗	✗	✓	✓	✓	✗
CUISINEWORLD [13]	✗	✗	✗	✗	✗	✓
CREW-WILDFIRE (ours)	✓	✓	✓	✓	✓	✓

- **Comprehensive benchmarking of state-of-the-art frameworks**, revealing performance gaps and providing open challenges for future research in scalable coordination and Agentic AI.

2 Related Works

Benchmarks for Multi-Agent Embodied Environments. A wide range of simulation environments have been developed to benchmark multi-agent systems, spanning symbolic games, strategy simulations, and embodied tasks. Hanabi [2] has served as a canonical benchmark for emergent communication and theory of mind under partial observability, but it is entirely symbolic and turn-based, lacking physical embodiment or dynamic interaction. StarCraft II [33], in contrast, provides rich spatial dynamics and partial observability and has served as a challenging environment for micromanagement and tactical coordination. However, its use in multi-agent evaluation typically emphasizes unit-level control and scripted tasks, rather than open-ended planning in heterogeneous teams.

Environments such as Overcooked [4], PettingZoo [32], Visual Hide and Seek [5, 6, 17] introduce complex behaviors and embodiments but are limited in scale, environmental realism, and agent diversity. More recent efforts like MineDojo [11] and VirtualHome [26] explore open-ended tasks and embodiment, but primarily focus on single-agent settings or symbolic role-play scenarios.

Several simulation frameworks have also been adapted for real-world domains, including traffic control and disaster response. Notably, platforms like FireCommander [30] and Hivex [31] simulate wildfire scenarios using multi-agent systems for resource management and disaster relief. While domain-relevant and complex, these environments often lack the architectural support for large-scale coordination and LLM-based agents. They do not support flexible agent communication protocols and high agent counts, making them unsuitable for evaluating the scalability of emerging Agentic AI frameworks.

CREW-WILDFIRE bridges these gaps by offering a fully open-source, embodied, and highly scalable environment centered on evaluating and benchmarking LLM-based multi-agent Agentic AI frameworks. It supports heterogeneous agents, complex and dynamic terrain, and realistic objectives under partial observability and stochastic conditions. By combining these features with support for low-level control and high-level language reasoning, CREW-WILDFIRE provides a unique testbed for evaluating large-scale collaboration, perception, and planning in Agentic multi-agent systems.

Agentic AI and Multi-Agent Language-Based Frameworks. The rise of LLMs has catalyzed a new wave of research in language-enabled Agentic AI. Methods such as CAMEL [22], ChatDev [27], Lyfe Agents [18], and Generative Agents [24] demonstrate that LLMs can coordinate in multi-agent settings through natural language communication, role assignment, and iterative planning. These systems have shown promising emergent behaviors such as delegation, consensus formation, and memory sharing. However, the vast majority of these demonstrations are under relatively constrained environments or purely symbolic domains, such as collaborative software development, dialogue-based games, single-agent tasks, or simplified simulations. They lack embodied complexity, team size scalability, continuous dynamics, and low-level control interfaces found in real-world systems.

CREW-WILDFIRE complements and extends these prior efforts by providing a scalable, grounded, and embodied benchmark specifically designed for LLM-based multi-agent tasks. It includes PERCEPTION and EXECUTION modules that enable language-based agents to interpret sensory information and generate executable actions, thereby supporting both high-level planning and low-level interaction. Furthermore, CREW-WILDFIRE introduces structured sub-environments and behavioral goals to facilitate rigorous evaluation of Agentic competencies such as task allocation,

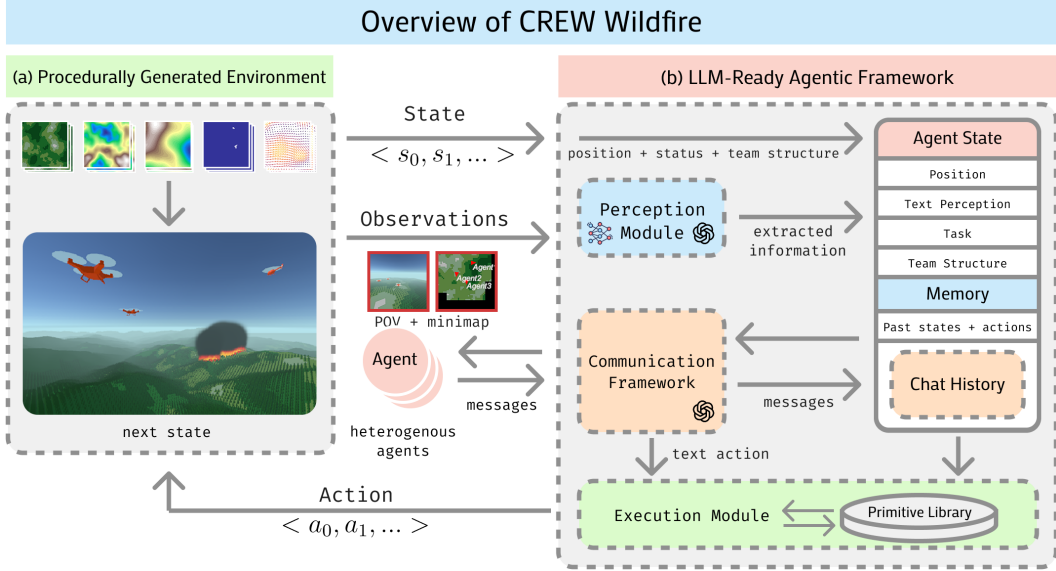


Fig. 2: **An overview of the CREW Wildfire Framework.** (a) Environments are procedurally generated through a combination of Perlin noise textures modeling vegetation, elevation, moisture, settlement, and wind vector maps. (b) CREW-WILDFIRE supports template infrastructure generalized from existing LLM agent frameworks, including PERCEPTION and EXECUTION modules, built for easy implementation of multi-agent Agentic frameworks.

spatial reasoning, observation sharing, and adaptive planning—capabilities that are underexplored in current benchmarks.

3 The CREW-WILDFIRE Environment

3.1 Preliminaries

One natural path in designing a benchmark for large-scale LLM-based multi-agent systems is to adapt existing multi-agent reinforcement learning environments, such as StarCraft II or FireCommander, to support LLM-based agents. While this approach would enable direct usage of prior MARL benchmarks, it constrains the integration of flexible communication structures and high-level Agentic reasoning capabilities of language models. Another strategy is to extend current multi-agent LLM frameworks to handle larger, heterogeneous teams. However, these frameworks are typically built around simplified domains, and scaling agent count alone does not inherently introduce the strategic complexity or environmental diversity needed to challenge scalable Agentic intelligence.

Therefore, we chose to build CREW-WILDFIRE from the ground up. This approach allowed us to make principled design decisions tailored to evaluating Agentic intelligence at scale, including the development of heterogeneous agents, real-time coordination challenges, and long-horizon planning in dynamic environments.

CREW Platform. CREW-WILDFIRE is built on the CREW platform [39], a scalable human-AI teaming simulation infrastructure using the Unity engine. Unity provides a visually rich and customizable development environment, while CREW provides flexible modules for rapid prototyping of complex game dynamics and AI-ready programming interfaces.

3.2 Environment Design

Procedural Map Generation. A distinctive feature of CREW-WILDFIRE is its scalable generative map capability. Each scenario is procedurally generated using Perlin noise to produce continuous terrain features (i.e., elevation, wind, moisture) and discrete land types (i.e., forest, brush, rock, water). Human settlements are also randomly placed controlled by seeds. These variables influence fire spread, visibility, and mission-critical decisions, ensuring each run presents unique and uncertain challenges.





Firefighter	Bulldozer	Drone	Helicopter
 Speed: Normal Observation Range: 5 Cells	 Speed: Slow Observation Range: 5 Cells	 Speed: Fast Observation Range: 15 Cells	 Speed: Very Fast Observation Range: 20 Cells
Abilities	Abilities	Abilities	Abilities
<ul style="list-style-type: none"> • Move forward • Rotate x degrees • Move in direction of (x,y) • Cut tree of current cell • Spray water at x angle • Spray water at target location • Refill water • Pick up civilian within range 	<ul style="list-style-type: none"> • Move forward • Rotate x degrees • Move in direction of (x,y) • Lower Plow • Raise Plow 	<ul style="list-style-type: none"> • Move forward • Rotate x degrees • Move in direction of (x,y) 	<ul style="list-style-type: none"> • Move forward • Rotate x degrees • Move in direction of (x,y) • Pick up Firefighter • Deploy Firefighters • Dump water • Refill water

Fig. 3: **The Four Heterogenous Agent Types:** Firefighters, Bulldozers, Drones, and Helicopters

Wildfire Simulation. We simulate fire dynamics using an advanced cellular automata model that incorporates slope, wind, vegetation type, moisture, and terrain features. This model creates realistic and unpredictable fire spread, forcing agents to adapt and exploit environmental features such as firebreaks. Specifically, we model the local fire spread probability p_{spread} from a source cell to a neighboring target cell as:

$$p_{\text{spread}} = \theta_{\text{slope}} \cdot \frac{\text{moisture}}{\text{moisture_constant}} \cdot \left(\frac{\vec{w}}{\|\vec{w}\|} \cdot \frac{\Delta\vec{x}}{\|\Delta\vec{x}\|} + 1 \right)$$

where \vec{w} denotes the wind vector and $\Delta\vec{x}$ is the direction vector pointing from the source cell to the target cell. The term θ_{slope} scales the influence based on terrain steepness, while the moisture ratio attenuates the likelihood of ignition in wetter regions. The dot product modulates the alignment of wind and spread direction, increasing fire spread probability when aligned and decreasing it when opposing. This computed value p_{spread} is then compared against a threshold to determine whether the target cell ignites in the next simulation step.

3.3 Agent Design

We include four heterogeneous agent types (Fig. 3) abstracted from real wildfire operations:

- **Firefighters** are generalist agents capable of cutting trees to create firelines, spraying water to extinguish fires or reduce flammability, and rescuing civilians.
- **Bulldozers** quickly clear flammable vegetation. However, they have limited speed and cannot directly extinguish or rescue civilians, requiring support from firefighter agents.
- **Drones** perform wide-area reconnaissance but lack physical intervention capabilities.
- **Helicopters** transport agents and civilians and deliver water. With large enough maps, helicopters play an indispensable role in transporting firefighters over distances too far to travel on foot.

These roles are designed to: 1) simplify but sufficiently represent real-world fire crew specializations, 2) span diverse skill sets that require cooperative execution, and 3) necessitate non-trivial coordination strategies due to inter-agent dependencies.

CREW-WILDFIRE supports a large range of observation and action spaces, encompassing both low- and high-level control: Observations support direct mini-map encoding, third-person agent image data, textual descriptions of the observable environment, or ground-truth agent data vectors. Actions support a 3-dimensional discrete or continuous action tensor, textual descriptions of an action, or high-level primitives involving multi-step actions.

3.3.1 PERCEPTION and EXECUTION Modules

Our PERCEPTION and EXECUTION modules are frequently found in and designed to be compatible with modern LLM-based multi-agent Agentic AI frameworks.

PERCEPTION module transforms raw observations into interpretable text, improving grounding to LLMs. The module prompts a specialized LLM agent to take in an ASCII encoding of the agent’s

mini-map and a legend of the encoding to spatially understand its surroundings and its status. More information can be found in the Appendix.

EXECUTION module maps LLM-generated actions to executable formats. The module prompts a specialized LLM agent to convert a given text action into an executable vector format. If the textual action does not fit into an executable action format, it re-prompts the agent, ensuring the agent properly interacts within action constraints. More information can be found in the Appendix.

3.3.2 Primitives

Most LLM-based multi-agent Agentic frameworks make use of “primitives” that abstract low-level control into multi-step routines. For example, upon calling `move to location`, the agent will take multiple steps to reach the target by repeating the path-finding algorithms. These primitives can reduce token usage and simplify reasoning by treating the system as a hierarchical control framework. All primitives are listed in the Appendix.

3.4 Pillars of CREW-WILDFIRE Design

Beyond the individual features described, CREW-Wildfire’s strength lies in the combination of its properties, which together create a unique and challenging benchmark aimed at tackling the inherent challenges that a large and complex cooperative task, such as wildfires, creates. We define the following pillars as essential to create a complex yet flexible environment that facilitates high-level cooperation: 1) **High scalability**: CREW-WILDFIRE can support a large number of agents (2000+ agents and 1 million+ cell maps on a desktop with 16GB GPU + 16GB RAM + 16GB GPU); 2) **Task complexity**: Due to the map randomness, fire simulation, and multiple map-dependent objectives, CREW-WILDFIRE does not always have a clear best solution that fits every case. As the task progresses, dynamics may change, which requires continual plan revision and adaptation; 3) **Heterogeneous agents**: Role heterogeneity demands coordination through complementary capabilities; 4) **Flexible observations and actions**: CREW-WILDFIRE accommodates a wide range of learning paradigms via modular observation and action layers.

These strengths make CREW-WILDFIRE a particularly challenging and comprehensive benchmark, where success would demonstrate a framework’s ability to handle large-scale cooperation, partial observability, and long-term strategy all at once.

4 CREW-WILDFIRE Benchmarking Suite

Robust benchmarking in complex environments requires more than tracking cumulative rewards. It demands tools to diagnose where an algorithm is *conceptually challenged*, not just how well it scores. To address this, CREW-WILDFIRE Benchmarking Suite provides infrastructure for systematic evaluation, testing, and behavioral analysis.

Procedurally Generated Task Levels. We define 12 procedurally generated levels (Fig. 6) with several variations to evaluate different algorithms. Levels vary in team composition, map size, objectives, and difficulty. We measure the performance via task success, damage minimization, and agent/civilian safety. We also assign high-level behavioral goals to each level to evaluate a variety of high-level behaviors.

Behavioral Goals. We designed 7 behavioral competencies, ranging from simple task designation to complex objective prioritization. Since each level is marked with behavior goals, we can use them to pinpoint emerging collaborative behaviors. For instance, the `Cut Trees` levels require Task Designation for agents to split up the trees to cut.

The behavioral goals include: 1) **Task Designation (TD)**: the ability to divide tasks among agents; 2) **Agent Capitalization (AC)**: the ability to recognize and capitalize on the strengths and weaknesses in heterogeneous teams; 3) **Spatial Reasoning (SR)**: The ability to reason and plan accordingly with spatial information; 4) **Observation Sharing (OS)**: the ability to communicate useful observations when necessary; 5) **Realtime Coordination (RC)**: the ability to communicate and rely on other agents to perform synchronized tasks; 6) **Plan Adaptation (PA)**: the ability to

Tab. 2: **Twelve Benchmark Levels.** F: Firefighters, B: Bulldozers, D: Drones, H: Helicopters

Name	Objective	Agents	Map Size	Max Score	Behaviors
Cut Trees Scoring Function: Trees cut in labeled cells/lines					
Sparse (small)	Cut all trees in labeled cells	3 F	30	18	TD
Sparse (large)	Cut all trees in labeled cells	10 F	60	75	TD
Lines (small)	Cut all the labeled lines of trees	2 F, 1 B	30	30	TD, AC
Lines (large)	Cut all the labeled lines of trees	4 F, 3 B	60	105	TD, AC
Scout Fire Scoring Function: Drones over the fire, max of two					
(small)	Scout and confirm a fire within the map	3 D	100	2	TD, SR, OS
(large)	Scout and confirm a fire within the map	5 D	250	2	TD, SR, OS
Transport Firefighters Scoring Function: Firefighters at target locations					
(small)	Transport all firefighters to a target location	6 F, 1 H	100	6	AC, SR, RC
(large)	Transport all firefighters to a target location	12 F, 2 H	250	12	AC, SR, RC
Rescue Civilians Scoring Function: Civilians at target location					
Known Location (small)	Rescue all civilians to a target location	3 F	40	3	TD, SR, PA
Known Location (large)	Rescue all civilians to a target location	3 F	40	9	TD, SR, PA
Search and Rescue	Locate and rescue all civilians to a target location	5 F, 2 D	100	5	TD, SR, OS, PA
Search + Rescue + Transport	Locate and rescue all civilians to a target location	10 F, 2 D, 2 H	150	10	TD, AC, SR, OS, RC, PA
Suppress Fire Scoring Function: Trees Destroyed + 20×Agents Lost					
Extinguish	Extinguish the fire at a known location with water	8 F	60	N/A	TD, SR, PA
Contain	Contain the fire at a known location without water	5 F, 1 B	60	N/A	TD, AC, SR, PA
Locate and Suppress	Suppress the fire at an unknown location	5 F, 1 B, 2 D	100	N/A	TD, AC, OS, SR, PA
Locate + Deploy + Suppress	Suppress the fire at an unknown location	10 F, 2 D, 2 H	150	N/A	TD, AC, OS, SR, RC, PA
Full Environment Scoring Function: Trees Destroyed + 20×Agents Lost + 100×Civilians Lost					
Full Environment	Locate and Suppress the fire while rescuing civilians	10 F, 1 B, 2 D, 2 H	200	N/A	All

adapt and revise plans; 7) **Objective Prioritization (OP)**: the ability to rank competing goals contextually. More information is available in Appendix.6

5 Benchmark Experiments

5.1 Experiment Setup

Our goal is to assess how well current LLM-based multi-agent Agentic frameworks scale and generalize in realistic, embodied, and partially observable environments. We selected four representative frameworks from recent literature that span approaches ranging from fully decentralized to hybrid centralized-decentralized systems:

CAMON [35] employs a hybrid coordination scheme with a dynamic leader who issues task assignments and global updates. Leadership transfers occur through agent-initiated interactions.

COELA [37] is a decentralized structure where each agent independently proposes information, evaluates the necessity of communication, and performs actions based on its generated plans.

Embodied [14] follows a decentralized structure with no leader agent. Agents alternate communication rounds, allowing message broadcasting or targeted exchanges, followed by independent action planning.

HMAS-2 [9] adopts a hybrid coordination scheme, using a centralized planner to propose actions refined through distributed agent feedback until consensus is reached.

Do Nothing is introduced as a naive baseline where no agent intervenes in the environment.

Evaluation Protocol. To ensure consistency across these frameworks, we implemented compatible PERCEPTION and EXECUTION modules to enable uniform testing.

We use GPT-4o as the underlying model, with temperature set to 0 for deterministic results and a single completion per decision step. Experiments were conducted on a laptop with a 3.0 GHz CPU, RTX 3060 GPU, and 16GB RAM with 3 random seeds on all 12 levels. We measured task success, task duration, API call frequency, and input/output token usage. Results are in Tab.3.

5.2 Results and Findings

Current frameworks handle simple tasks but falter at scale. Most frameworks, especially CAMON, performed well on Cut Trees tasks, showcasing effective task designation and asynchronous execution. In smaller maps, most frameworks successfully divided the work, as seen in (Fig.4). However, in larger instances, decentralized systems such as COELA and Embodied performed worse

Tab. 3: Scores across All Baseline on Twelve Levels (mean \pm standard deviation).

	CAMON	COELA	Embodied	HMAS-2	Do Nothing
Cut Trees: Sparse (Small)	18.00\pm0.00	17.00 \pm 5.00	14.60 \pm 3.00	18.00\pm0.00	0.00 \pm 0.00
Cut Trees: Sparse (Large)	72.00\pm4.00	57.67 \pm 25.00	50.33 \pm 9.00	56.33 \pm 13.00	0.00 \pm 0.00
Cut Trees: Lines (Small)	29.33\pm2.00	27.33 \pm 4.00	28.67 \pm 4.00	28.67 \pm 4.00	0.00 \pm 0.00
Cut Trees: Lines (Large)	94.33\pm7.00	83.67 \pm 24.00	90.33 \pm 1.00	90.33 \pm 6.00	0.00 \pm 0.00
Scout Fire (Small)	0.00 \pm 0.00	0.00 \pm 0.00	0.00 \pm 0.00	0.00 \pm 0.00	0.00 \pm 0.00
Scout Fire (Large)	0.00 \pm 0.00	0.00 \pm 0.00	0.67\pm2.00	0.67\pm2.00	0.00 \pm 0.00
Transport Firefighters (Small)	6.00\pm0.00	3.00 \pm 5.00	4.60 \pm 4.00	4.40 \pm 5.00	0.00 \pm 0.00
Transport Firefighters (Large)	10.00\pm0.00	8.33 \pm 5.00	9.33 \pm 2.00	8.33 \pm 5.00	0.00 \pm 0.00
Rescue Civilians: Known Location (Small)	1.60\pm2.00	0.00 \pm 0.00	1.60\pm3.00	1.40 \pm 1.00	0.00 \pm 0.00
Rescue Civilians: Known Location (Large)	4.00 \pm 5.00	0.00 \pm 0.00	4.33\pm3.00	4.00 \pm 2.00	0.00 \pm 0.00
Rescue Civilians: Search and Rescue	0.00 \pm 0.00	0.00 \pm 0.00	0.00 \pm 0.00	0.00 \pm 0.00	0.00 \pm 0.00
Rescue Civilians: Search + Rescue + Transport	0.00 \pm 0.00	0.00 \pm 0.00	0.00 \pm 0.00	0.00 \pm 0.00	0.00 \pm 0.00
Suppress Fire: Extinguish	-593.33 \pm 196.51	-635.00 \pm 189.65	-636.33 \pm 193.67	-624.33 \pm 196.92	-519.67\pm174.91
Suppress Fire: Contain	-736.67 \pm 200.04	-751.33 \pm 202.60	-757.33 \pm 177.42	-739.00 \pm 199.96	-660.67\pm184.50
Suppress Fire: Locate and Suppress	-1062.67 \pm 248.61	-1062.67 \pm 248.61	-1062.67 \pm 248.61	-1062.67 \pm 248.61	-1062.67 \pm 248.61
Suppress Fire: Locate + Transport + Suppress	-729.67 \pm 387.07	-729.67 \pm 387.07	-729.67 \pm 387.07	-729.67 \pm 387.07	-729.67 \pm 387.07
Full Environment	-5571.67 \pm 3347.06	-5516.00 \pm 3348.81	-5539.33 \pm 3381.69	-5522.67 \pm 3358.20	-5502.67\pm3330.02

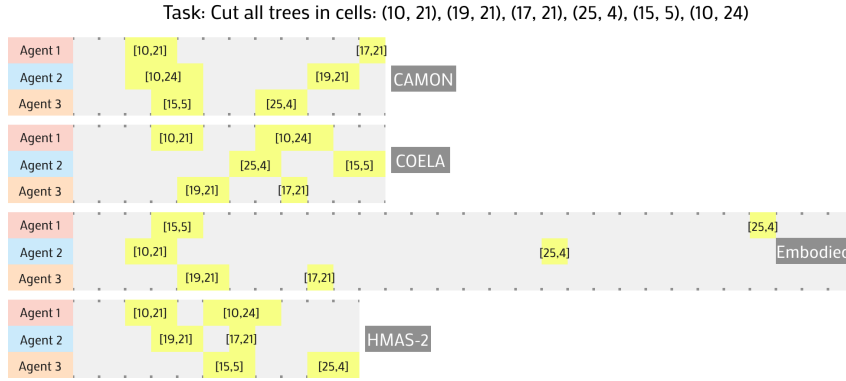


Fig. 4: Sample Multi-Agent Trajectories for the Cut Trees: Sparse(small) level. Each highlighted section represents the correct tree being cut by that agent. Horizontal direction denotes time progression from left to right.

due to task overlap, with multiple agents redundantly cutting the same tree due to the lack of shared global knowledge.

Coordination breaks down on complex and large-scale tasks. In tasks such as Suppress Fire and Search and Rescue, performance across all frameworks was poor, often worse than the Do Nothing baseline due to penalties from agent loss. Centralized and hybrid systems like CAMON and HMAS-2 with leader agents struggled to assign roles effectively in complex scenarios, often issuing overlapping or redundant plans. While leader agents could successfully coordinate low-level tasks, such as cutting lines of trees (Tab. 3), they failed to perform the same level of task decomposition in complex scenarios. In Fig. 5(a), multiple agents were directed to cut the same tree without further decomposing the broader firebreak construction plan, showing that leader agents struggle to make complex multi-level tasks.

Meanwhile, decentralized frameworks such as COELA and Embodied faced noise and repetition. As seen in Fig. 5(b), agents issued vague, overlapping instructions and failed to converge on a detailed strategy. Agents all wanted to take charge of the entire plan ending up in a rigid loop without adaptation.

Communication costs scale with agent count. As shown in Fig. 6, token usage scales with agent population. API calls and output tokens increase roughly linearly. However, input token usage in HMAS-2 grows quadratically, due to its shared observation vector that scales with the number of agents and partial observability. In a fully observable environment with a small size, it is feasible to provide each agent all the environment information. However, in large environments like ours (1000 \times 1000 cells), this makes universal context sharing inefficient. These results highlight the need for scalable architectures, e.g., decentralized or hierarchical approaches, that avoid token blow-up through more structured information routing.

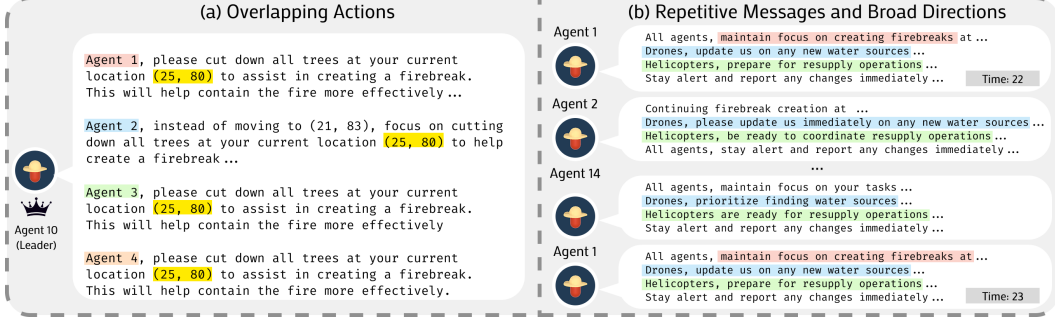


Fig. 5: **Common Failure Cases.** (a) Overlapping actions in CAMON due to failed subtask decomposition by the leader during firebreak creation. (b) Repetitive and vague messaging in Embodied.

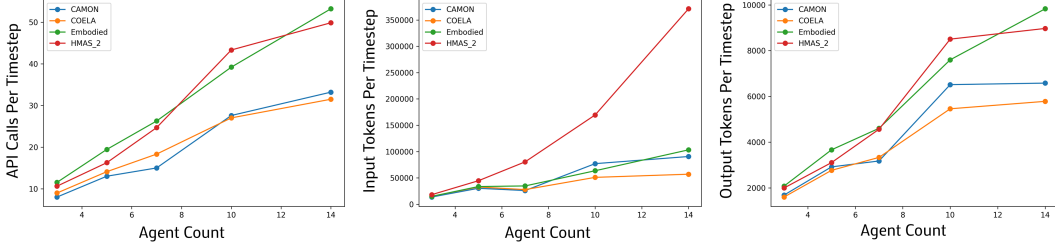


Fig. 6: API calls, input tokens, and output tokens per timestep across agent counts.

5.3 Behavioral Analysis

To better evaluate the competency of current multi-agent agentic systems beyond task completion, we introduce the **Behavior-Competency Score (BCS)**, which captures the average normalized success across all tasks associated with a given high-level behavioral goal. With BCS, we can extract more interpretable and quantifiable insights into how the structures of different architectures facilitate different behaviors and where, on a behavior level, they succeed or fail.

Step 1: Level Normalization. The range of raw scores across different task levels is different due to different scoring functions. Therefore, we must first normalize our scores across all tasks types.

Finite (reward) tasks are tasks such as Cut Trees, where the team receives positive scores, such as for every correct tree cut. **Open-ended (penalty) tasks** are tasks such as Suppress Fire, where the team receives open-ended negative scores, such as for every tree burned.

To normalize task ℓ , we first find the baseline (B_ℓ) or the worst possible score on a task (0 for **finite** tasks and the Do-Nothing score + the penalty for losing all agents for **open-ended** tasks). Then we find the target (T_ℓ) or the best possible score on a task (max reward for **finite** tasks and 0 for **open-ended** tasks). Then, we normalize the algorithm’s raw score ($s_{a,\ell}$) by subtracting the baseline and dividing by the range. Lastly, we logarithmically scale scores for open-ended tasks to amplify the smaller improvements over the baseline score.

$$\text{NS}_{a,\ell} = \begin{cases} \frac{s_{a,\ell} - B_\ell}{T_\ell - B_\ell}, & \text{for finite (reward) tasks;} \\ \frac{\log(1 + \frac{s_{a,\ell} - B_\ell}{T_\ell - B_\ell})}{\log 2}, & \text{for open-ended (penalty) tasks.} \end{cases}$$

Step 2: Behavioral Aggregation. Since each benchmark task is associated with a set of behavioral goals, each behavioral goal g also has a set of tasks \mathcal{T}_g that possess it as a behavior. Therefore, the $\text{BCS}_{a,g}$ for a given behavioral goal g and algorithm a is the mean of the normalized scores of that set.

$$\text{BCS}_{a,g} = \frac{1}{|\mathcal{T}_g|} \sum_{\ell \in \mathcal{T}_g} \text{NS}_{a,\ell}$$

Tab. 4: **Behavior Competency Scores (BCS) per algorithm.** Objective Prioritization is omitted from our competency analysis because no baseline encountered both the active fire front and endangered civilians within the full-environment level across our recorded trajectories.

Behavior	CAMON	COELA	Embodied	HMAS-2
Task Designation (TD)	0.39	0.29	0.37	0.38
Agent Capitalization (AC)	0.50	0.41	0.46	0.45
Spatial Reasoning (SR)	0.29	0.16	0.29	0.28
Observation Sharing (OS)	0.11	0.11	0.15	0.16
Realtime Coordination (RC)	0.49	0.36	0.43	0.41
Plan Adaptation (PA)	0.23	0.14	0.22	0.22

BCS Results and Findings Overall, as shown in Tab. 4 and Fig. 7, current methods perform well at Realtime Coordination (RC), Task Designation (TD), and Agent Capitalization (AC), with CAMON particularly excelling due to its dynamic communication and planning. However, the same system struggles in Observation Sharing (OS), performing worse than systems like Embodied and HMAS-2. Perhaps this implies that while dynamic communication may help planning, periodic communication phases, such as those in Embodied and HMAS-2 are better suited for regular observation sharing.

The Plan Adaptation (PA) BCS also remains low across all baselines. PA is tested most extensively in Suppress Fire tasks, where fire shifts unpredictably. In these levels, instead of adapting when circumstances change, teams often reaffirm early decisions and plans, fixing agents to an outdated course of action. For instance, if fire lines breached an established boundary, most agents persisted in their outdated trajectories, which often resulted in them being destroyed by the new danger.

5.4 Outlook

Our study reveals that while existing multi-agent LLM frameworks demonstrate promising behaviors in simple, structured tasks, they struggle to generalize to complex, large-scale environments that demand dynamic coordination, role specialization, hierarchy, and real-time adaptation. These findings point to several critical directions for future research: 1) More scalable communication architectures are needed to manage information flow as agent populations grow, such as hierarchical or attention-based routing; 2) Effective abstraction and modularity in task planning may enable agents to better decompose and assign sub-goals in evolving scenarios; 3) Future systems should integrate uncertainty-aware reasoning and adaptive leadership to respond flexibly to noisy or incomplete observations. We envision CREW-WILDFIRE not only as a rigorous testbed for benchmarking progress, but also as a foundation for developing new models, protocols, and metrics that move LLM-based multi-agent Agentic AI closer to real-world deployment.

6 Conclusion

We introduced CREW-WILDFIRE, an open-source benchmark designed to evaluate the scalability and robustness of multi-agent systems powered by LLMs. Through procedurally generated environments including heterogeneous agents, partial observability, and long-horizon coordination, the benchmark exposes the limitations of current frameworks in handling complex, real-time, and high-agent-count tasks. Our experiments reveal critical performance gaps in role assignment, communication efficiency, and adaptive planning. While there are limitations in our scope and baseline data as in Appendix A.17, by releasing the environment, sub-tasks, and baseline implementations, we aim to provide a foundation for the community to develop and compare next-generation Agentic systems. While the deployment of autonomous LLM agents presents positive opportunities for decision-making efficiency, it also carries significant ethical risks, necessitating robust frameworks and monitoring via open-source oversight to prevent misuse and ensure accountability.

7 Acknowledgments

This work is supported by the ARL STRONG program under awards W911NF2320182, W911NF2220113, and W911NF2420215, and by gift supports from BMW and OpenAI.

References

- [1] M. Ahn, A. Brohan, N. Brown, Y. Chebotar, O. Cortes, B. David, C. Finn, C. Fu, K. Gopalakrishnan, K. Hausman, A. Herzog, D. Ho, J. Hsu, J. Ibarz, B. Ichter, A. Irpan, E. Jang, R. J. Ruano, K. Jeffrey, S. Jesmonth, N. J. Joshi, R. Julian, D. Kalashnikov, Y. Kuang, K.-H. Lee, S. Levine, Y. Lu, L. Luu, C. Parada, P. Pastor, J. Quiambao, K. Rao, J. Rettinghouse, D. Reyes, P. Sermanet, N. Sievers, C. Tan, A. Toshev, V. Vanhoucke, F. Xia, T. Xiao, P. Xu, S. Xu, M. Yan, and A. Zeng. Do as i can, not as i say: Grounding language in robotic affordances, 2022. URL <https://arxiv.org/abs/2204.01691>.
- [2] N. Bard, J. N. Foerster, S. Chandar, N. Burch, M. Lanctot, H. F. Song, E. Parisotto, V. Dumoulin, S. Moitra, E. Hughes, et al. The hanabi challenge: A new frontier for ai research. *Artificial Intelligence*, 280:103216, 2020.
- [3] L. Buşoniu, R. Babuška, and B. De Schutter. Multi-agent reinforcement learning: An overview. *Innovations in multi-agent systems and applications-1*, pages 183–221, 2010.
- [4] M. Carroll, R. Shah, M. K. Ho, T. Griffiths, S. Seshia, P. Abbeel, and A. Dragan. On the utility of learning about humans for human-ai coordination. *Advances in neural information processing systems*, 32, 2019.
- [5] B. Chen, S. Song, H. Lipson, and C. Vondrick. Visual hide and seek. In *Artificial Life Conference Proceedings 32*, pages 645–655. MIT Press One Rogers Street, Cambridge, MA 02142-1209, USA journals-info ..., 2020.
- [6] B. Chen, Y. Hu, R. Kwiatkowski, S. Song, and H. Lipson. Visual perspective taking for opponent behavior modeling. In *2021 IEEE International Conference on Robotics and Automation (ICRA)*, pages 13678–13685. IEEE, 2021.
- [7] J. Chen, X. Hu, S. Liu, S. Huang, W.-W. Tu, Z. He, and L. Wen. Llmarena: Assessing capabilities of large language models in dynamic multi-agent environments, 2024. URL <https://arxiv.org/abs/2402.16499>.
- [8] Y. Chen, T. Wu, S. Wang, X. Feng, J. Jiang, Z. Lu, S. McAleer, H. Dong, S.-C. Zhu, and Y. Yang. Towards human-level bimanual dexterous manipulation with reinforcement learning. *Advances in Neural Information Processing Systems*, 35:5150–5163, 2022.
- [9] Y. Chen, J. Arkin, Y. Zhang, N. Roy, and C. Fan. Scalable multi-robot collaboration with large language models: Centralized or decentralized systems? In *2024 IEEE International Conference on Robotics and Automation (ICRA)*, pages 4311–4317. IEEE, 2024.
- [10] D. S. Drew. Multi-agent systems for search and rescue applications. *Current Robotics Reports*, 2:189–200, 2021.
- [11] L. Fan, G. Wang, Y. Jiang, A. Mandlekar, Y. Yang, H. Zhu, A. Tang, D.-A. Huang, Y. Zhu, and A. Anandkumar. Minedojo: Building open-ended embodied agents with internet-scale knowledge. *Advances in Neural Information Processing Systems*, 35:18343–18362, 2022.
- [12] J. Foerster, I. A. Assael, N. De Freitas, and S. Whiteson. Learning to communicate with deep multi-agent reinforcement learning. *Advances in neural information processing systems*, 29, 2016.
- [13] R. Gong, Q. Huang, X. Ma, Y. Noda, Z. Durante, Z. Zheng, D. Terzopoulos, L. Fei-Fei, J. Gao, and H. Vo. Mindagent: Emergent gaming interaction. In *Findings of the Association for Computational Linguistics: NAACL 2024*, pages 3154–3183, 2024.
- [14] X. Guo, K. Huang, J. Liu, W. Fan, N. Vélez, Q. Wu, H. Wang, T. L. Griffiths, and M. Wang. Embodied LLM agents learn to cooperate in organized teams. In *Language Gamification - NeurIPS 2024 Workshop*, 2024. URL <https://openreview.net/forum?id=VKlrzygQ1T>.
- [15] Y. Huang, S. Wu, Z. Mu, X. Long, S. Chu, and G. Zhao. A multi-agent reinforcement learning method for swarm robots in space collaborative exploration. In *2020 6th international conference on control, automation and robotics (ICCAR)*, pages 139–144. IEEE, 2020.

- [16] Z. H. Ismail, N. Sariff, and E. G. Hurtado. A survey and analysis of cooperative multi-agent robot systems: challenges and directions. *Applications of Mobile Robots*, 5:8–14, 2018.
- [17] Z. Ji, L. Zhang, P. Sajda, and B. Chen. Enabling multi-robot collaboration from single-human guidance. *arXiv preprint arXiv:2409.19831*, 2024.
- [18] Z. Kaiya, M. Naim, J. Kondic, M. Cortes, J. Ge, S. Luo, G. R. Yang, and A. Ahn. Lyfe agents: Generative agents for low-cost real-time social interactions. *arXiv preprint arXiv:2310.02172*, 2023.
- [19] G. S. Kashyap, D. Mahajan, O. C. Phukan, A. Kumar, A. E. Brownlee, and J. Gao. From simulations to reality: enhancing multi-robot exploration for urban search and rescue. *International Journal of Information Technology*, pages 1–12, 2025.
- [20] W. Kim, J. Park, and Y. Sung. Communication in multi-agent reinforcement learning: Intention sharing. In *International conference on learning representations*, 2020.
- [21] A. Krnjaic, R. D. Steleac, J. D. Thomas, G. Papoudakis, L. Schäfer, A. W. K. To, K.-H. Lao, M. Cubuktepe, M. Haley, P. Börsting, et al. Scalable multi-agent reinforcement learning for warehouse logistics with robotic and human co-workers. In *2024 IEEE/RSJ International Conference on Intelligent Robots and Systems (IROS)*, pages 677–684. IEEE, 2024.
- [22] G. Li, H. Hammoud, H. Itani, D. Khizbullin, and B. Ghanem. Camel: Communicative agents for "mind" exploration of large language model society. *Advances in Neural Information Processing Systems*, 36:51991–52008, 2023.
- [23] A. OroojlooyJadid and D. Hajinezhad. A review of cooperative multi-agent deep reinforcement learning, 2021. URL <https://arxiv.org/abs/1908.03963>.
- [24] J. S. Park, J. O’Brien, C. J. Cai, M. R. Morris, P. Liang, and M. S. Bernstein. Generative agents: Interactive simulacra of human behavior. In *Proceedings of the 36th annual acm symposium on user interface software and technology*, pages 1–22, 2023.
- [25] J. A. Perez, F. Deligianni, D. Ravi, G.-Z. Yang, et al. Artificial intelligence and robotics. *arXiv preprint arXiv:1803.10813*, 147:2–44, 2018.
- [26] X. Puig, K. Ra, M. Boben, J. Li, T. Wang, S. Fidler, and A. Torralba. Virtualhome: Simulating household activities via programs. In *Proceedings of the IEEE conference on computer vision and pattern recognition*, pages 8494–8502, 2018.
- [27] C. Qian, W. Liu, H. Liu, N. Chen, Y. Dang, J. Li, C. Yang, W. Chen, Y. Su, X. Cong, et al. Chatdev: Communicative agents for software development. In *Proceedings of the 62nd Annual Meeting of the Association for Computational Linguistics (Volume 1: Long Papers)*, pages 15174–15186, 2024.
- [28] Y. Qin, R. T. Lee, and P. Sajda. Perception of an ai teammate in an embodied control task affects team performance, reflected in human teammates’ behaviors and physiological responses. *arXiv preprint arXiv:2501.15332*, 2025.
- [29] Y. Qin, R. T. Lee, W. Zhang, X. Sun, and P. Sajda. Physiologically informed predictability of a teammate’s future actions forecasts team performance. *iScience*, 28(5), May 2025. ISSN 2589-0042. doi: 10.1016/j.isci.2025.112429. URL <https://doi.org/10.1016/j.isci.2025.112429>.
- [30] E. Seraj, X. Wu, and M. Gombolay. Firecommander: An interactive, probabilistic multi-agent environment for heterogeneous robot teams, 2021. URL <https://arxiv.org/abs/2011.00165>.
- [31] P. D. Siedler. Hivex: A high-impact environment suite for multi-agent research (extended version). *arXiv preprint arXiv:2501.04180*, 2025.
- [32] J. Terry, B. Black, N. Grammel, M. Jayakumar, A. Hari, R. Sullivan, L. S. Santos, C. Dieffendahl, C. Horsch, R. Perez-Vicente, et al. Pettingzoo: Gym for multi-agent reinforcement learning. *Advances in Neural Information Processing Systems*, 34:15032–15043, 2021.

- [33] O. Vinyals, T. Ewalds, S. Bartunov, P. Georgiev, A. S. Vezhnevets, M. Yeo, A. Makhzani, H. Küttler, J. Agapiou, J. Schrittwieser, et al. Starcraft ii: A new challenge for reinforcement learning. *arXiv preprint arXiv:1708.04782*, 2017.
- [34] G. Wang, Y. Xie, Y. Jiang, A. Mandlekar, C. Xiao, Y. Zhu, L. Fan, and A. Anandkumar. Voyager: An open-ended embodied agent with large language models. *Transactions on Machine Learning Research*, 2024. ISSN 2835-8856. URL <https://openreview.net/forum?id=ehfRiF0R3a>.
- [35] P. Wu, Y. Mu, K. Zhou, J. Ma, J. Chen, and C. Liu. Camon: Cooperative agents for multi-object navigation with llm-based conversations. *arXiv preprint arXiv:2407.00632*, 2024.
- [36] B. Zhang, H. Mao, J. Ruan, Y. Wen, Y. Li, S. Zhang, Z. Xu, D. Li, Z. Li, R. Zhao, L. Li, and G. Fan. Controlling large language model-based agents for large-scale decision-making: An actor-critic approach, 2024. URL <https://arxiv.org/abs/2311.13884>.
- [37] H. Zhang, W. Du, J. Shan, Q. Zhou, Y. Du, J. B. Tenenbaum, T. Shu, and C. Gan. Building cooperative embodied agents modularly with large language models. In *The Twelfth International Conference on Learning Representations*, 2024. URL <https://openreview.net/forum?id=EnXJfQqy0K>.
- [38] K. Zhang, Z. Yang, H. Liu, T. Zhang, and T. Basar. Fully decentralized multi-agent reinforcement learning with networked agents. In *International conference on machine learning*, pages 5872–5881. PMLR, 2018.
- [39] L. Zhang, Z. Ji, and B. Chen. CREW: Facilitating human-AI teaming research. *Transactions on Machine Learning Research*, 2024. ISSN 2835-8856. URL <https://openreview.net/forum?id=ZRXwHRXm8i>.
- [40] L. Zhang, Z. Ji, N. R. Waytowich, and B. Chen. GUIDE: Real-time human-shaped agents. *Advances in Neural Information Processing Systems*, 38, 2024.

Appendix

A.1 Prompts of the PERCEPTION Module

Prompt for PERCEPTION Module

You are AGENT X, and your current location is POSITION, and thus your minimap view will be the range $X : [x_0 - x_1]$, $Y : [y_0 - y_1]$ with the top corner of the map being (0,0).

This is your minimap view:

[ASCII ENCODED MINIMAP]

Each cell is represented by a character corresponding to the type of terrain:

0: brush (no trees)

1: light forest (1 tree)

2: medium forest (2 trees)

3: dense forest (3 trees)

i: Ignited

f: On Fire

e: Extinguishing

x: Fully Extinguished

w: Water Source Cell (no trees)

B: building (no trees)

IGNORE ALL “-”. Those are unrevealed cells. They will reveal themselves when you get closer to them.

The cells in single quotations are wet cells. 'C' cells are civilians.

The bolded cell is the current cell you are in. It is a X cell at POSITION. There are other nearby agents at:

[OTHER AGENT LOCATIONS]

Your job is to process and understand your surroundings. Do not directly report explicit information from the minimap, but rather spatially understand your surroundings. Do not refer to character representations of the minimap, only what they actually represent. Report general observations in general directions. Also report if there are specific cells of interest, such as fires, civilians, water, etc. If there are any, calculate their exact locations by explicitly counting cells. You should return a detailed but concise text summary paragraph of all relevant information, including location, surroundings, and presence of important cells.

A.2 TRANSLATOR Prompts

Prompt for TRANSLATOR

You are the controller of a highly trained agent within a grid forest world. Your job is to convert a single text action into a structured format for robotic control.

Here is the action we want to perform

[ACTION]

Your job is to convert the action into an executable format. Do not change the actions, just translate them.

This is the executable action format:

```
Action{
int "type": type of action being performed
int "param 1": parameter 1 of action if applicable
int "param 2": parameter 2 of action if applicable
string "description": description of action
}
```

You have X distinct types of actions. You MUST choose one of them:

1. Move to any coordinate location in one step regardless of distance:

```
"type": 1
"param 1": x coordinate of location
"param 2": y coordinate of location
"description": description of action
```

Example Action:

```
[1, 500, 500, "move to coordinate location of (500, 500)"]
```

[OTHER PRIMITIVES]

A.3 Prompts of CAMON Generate Plan

Prompt for CAMON: Generate Plan

You are AGENT X, an AGENT-TYPE Agent, currently acting as the leader in a cooperative multi-agent robotic task. This is your team composition, (including yourself):

TEAM COMPOSITION

—

Your team's current task is:

CURRENT TASK

—

Your past actions were:

PAST ACTIONS

—

This is your chat history with agents in your team:

CHAT HISTORY

—

This is your team's (including you) collective observations, locations, current actions, and past actions of all agents.

GLOBAL DATA

—

Now your job is to provide the next best action for yourself, and **OPTIONALLY**: the next best action for any other agents. Remember, you are AGENT X an AGENT-TYPE Agent, located at POSITION.

These are all the possible actions for each type of agent. This is a comprehensive list, so the action **MUST** be one of these types. **NO** other responses are allowed.

LIST OF AGENT ABILITIES ON TEAM

Provide your output in the following format:

<reasoning>(any reasoning or calculations)</reasoning>

<action>'MY NEXT ACTION'</action>

OPTIONAL-for other agents:

<AGENT ID-action>(AGENT ID'S NEXT ACTION)<AGENT ID-action>

<AGENT ID-message>(message to AGENT ID)<AGENT ID-message>

For example:

<AGENT A-action>'action'<AGENT A-action>

<AGENT A-message>'action'<AGENT A-message>

A.4 Prompts of CAMON Propose Plan

Prompt for CAMON: Propose Plan

You are AGENT X, an embodied AGENT-TYPE agent within a X by Y forest grid world and part of a collaborative team of N Agents.

This is your team's composition (including yourself):

TEAM COMPOSITION

—

These are your current observations:

PERCEPTION

—

This is your team's overall task:

CURRENT TASK

—

Your past actions were:

ACTION HISTORY

—

This is your chat history with agents in your team:

CHAT HISTORY

—

Your job is to propose your next action. These are your possible actions:

AGENT ABILITIES

This is a comprehensive list, so your action MUST be one of these types. NO other responses are allowed.

Provide your output in the following format:

<reasoning>(any reasoning or calculations)</reasoning>
<action>'MY NEXT ACTION'</action>

A.5 Prompts of CAMON Review Plan

Prompt for CAMON: Review Plan

You are AGENT X, currently acting as the leader in a cooperative multi-agent robotic task.

This is your team composition (including yourself):

TEAM COMPOSITION

Your team's current task is:

CURRENT TASK

This is your teams' (including you) collective observations, locations, current actions, and past actions of all agents. Only you have all of this data.

GLOBAL DATA

Your teammate AGENT Y, an AGENT-TYPE Agent, is proposing a new action for itself:

PROPOSED ACTION

Your job is to review this action and ACCEPT or REJECT it.

Then provide the next best action for AGENT Y, choosing a better one if REJECT or repeating/rewriting the proposed one if ACCEPT. Also send a message to AGENT Y describing your choice.

Additionally, you may announce information to other agents in your team with information. You may also choose to override actions for other agents as well. You must send a message to that agent if you do so. This interrupts their action, so only do this if you want to change their current action.

These are all the possible actions for each type of agent. This is a comprehensive list, so the action MUST be one of these types. NO other responses are allowed.

LIST OF AGENT ABILITIES ON TEAM

Provide your output in the following format:

<reasoning>(any reasoning or calculations)</reasoning>

<decision> ACCEPT OR REJECT </decision>

<action> AGENT Y's next action </action>

<message> message to AGENT Y</message>

OPTIONAL-for other agents:

<AGENT ID-action>(AGENTID'S NEXT ACTION)<AGENT ID-action>

<AGENT ID-message>(message to AGENTID)<AGENT ID-message>

For example: <AGENT A-action>'action'</AGENT A-action>

A.6 Prompts of COELA: Propose Message

Prompt for COELA: Propose Message

You are the communicator module of Agent X, a AGENT-TYPE Agent in a cooperative multi-agent robotic task.

This is your team composition, including you:

TEAM COMPOSITION

Your team's task is:

CURRENT TASK

Your status and observations:

PERCEPTION

Your chat history:

CHAT HISTORY

Your past actions:

ACTION HISTORY

Your job is to propose a message to send to the chat/groupchat.

Provide your output in the following format:

<reasoning>(any reasoning or calculations)</reasoning>

<message>'MESSAGE'</message>

Note: The generated message should be accurate, helpful, and brief. Do not generate repetitive messages

A.7 Prompts of COELA: Choose Action

Prompt for COELA: Choose Action

You are Agent X, an AGENT-TYPE Agent in a cooperative multi-agent robotic task.

This is your team composition, including you:

TEAM COMPOSITION

Your team's task is:

CURRENT TASK

Your status and observations:

PERCEPTION

Your chat history:

CHAT HISTORY

Your past actions:

ACTION HISTORY

Now your job is to provide the next best action for yourself. Remember, you are Agent X an AGENT-TYPE Agent, located at POSITION.

These are all the possible actions for each type of agent. This is a comprehensive list, so the action **MUST** be one of these types. **NO** other responses are allowed. Note that sending messages has a cost so think about the necessity of it.

- [send message to groupchat] PPROPOSED MESSAGE
- OTHER ABILITIES

Provide your output in the following format:

<reasoning>(any reasoning or calculations)</reasoning>

<action>'MY NEXT ACTION'</action>

Include 'SEND MESSAGE' in all caps like so, if and only if your action is to send the message. For example:

<action>SEND MESSAGE 'proposed message'</action>

A.8 Prompts of Embodied: Generate Communications

Prompt for Embodied: Generate Communications

You are AGENT X, a AGENT-TYPE Agent in a cooperative multi-agent robotic task.

Given your shared goal, chat history, and your progress and previous actions, please generate a list of short messages to members of your team in order to achieve the goal as possible.

This is your team composition, including you:

TEAM COMPOSITION

—

Your team's task is:

CURRENT TASK

—

Your status and observations:

PERCEPTION

—

Your past actions:

ACTION HISTORY

—

Your chats:

CHAT HISTORY

—

You may send messages to individual agents or in a global channel. Think about the necessity of sending a message. There are costs to send messages. Provide your output in the following format. All names should be in all caps:

<reasoning>(any reasoning or calculations)</reasoning>

<RECIPIENT>'MESSAGE'</RECIPIENT>

<GLOBAL>'MESSAGE'</GLOBAL>

For Example:

<AGENT A>message</AGENT A>,

<AGENT C>message</AGENT C>,

<GLOBAL>message</GLOBAL>

A.9 Prompts of Embodied: Generate Actions

Prompt for Embodied: Generate Action

You are AGENT X, an AGENT-TYPE Agent in a cooperative multi-agent robotic task.

Your team's task is:

CURRENT TASK

—

Your status and observations:

PERCEPTION

—

Your chat history:

CHAT HISTORY

—

Your past actions:

ACTION HISTORY

—

Now your job is to provide the next best action for yourself. Remember, you are AGENT X an AGENT-TYPE Agent, located at POSITION.

These are all the possible actions for each type of agent. This is a comprehensive list, so the action MUST be ONE and only ONE of these types. NO other responses are allowed.

AGENT ABILITIES

Provide your output in the following format:

<reasoning>(any reasoning or calculations)</reasoning>

<action>'MY NEXT ACTION'</action>

Make sure you include enough details in your action such as explicit target coordinate locations. For example:

<action>Move towards (500,500)</action>

A.10 Prompts of HMAS-2: Central Planner

Prompt for HMAS-2: Central Planner

You are central planner directing agents in a cooperative multi-agent robotic task.

Your team's task is:

CURRENT TASK

Your team's previous state action pairs at each step are:

STEP HISTORY

Your team's current state and available actions are:

GLOBAL STATE

Now your job is to provide the next best action for each agent. You must provide a single action for each agent. These actions must be exactly ONE of the agent's available actions, including the 'do nothing' action. Do not propose multiple actions per agent.

Specify your action plan in the following format with agent names in all caps:

<reasoning>(any reasoning or calculations)</reasoning>

<AGENT>'MY NEXT ACTION'</AGENT>

For example:

<AGENT A>'action'</AGENT A>

<AGENT B>'action'</AGENT B>

Make sure you include enough details in each action such as explicit target coordinate locations.

A.11 Prompts of HMAS-2: Feedback

Prompt for HMAS-2: Feedback

You are AGENT X, an AGENT-TYPE Agent in a cooperative multi-agent robotic task.

Your team's task is:

CURRENT TASK

—

Your team's previous state action pairs at each step are:

STEP HISTORY

—

Your team's current state and available actions are:

GLOBAL STATE

—

The initial action plan from the central planner is:

INITIAL PLAN

—

Now your job is to provide feedback to the action plan specifically regarding your agent. If the plan is satisfactory, the feedback should only be 'ACCEPT'.

Remember, you are AGENT X an AGENT-TYPE Agent, located at POSITION.

<reasoning>(any reasoning or calculations)</reasoning>

<feedback>'feedback'</feedback>

A.12 Baseline Pseudo Codes

A.12.1 CAMON Algorithm

Algorithm 1: CAMON Implementation

Data: Agent set \mathcal{A} , environment env , time limit T_{\max} , target score MaxScore , task task

```

1 Leader  $\leftarrow \mathcal{A}[0]$ ;
2 state  $\leftarrow \text{env.reset}()$ ;
3 for  $t \leftarrow 1$  to  $T_{\max}$  do
4   GlobalData  $\leftarrow \{\}$ ;
5   /* Parsing Observations and Generating Perceptions */
6   foreach  $a \in \mathcal{A}$  do
7      $o_a \leftarrow \text{GetObservation}_a(\text{state})$ ;
8      $p_a \leftarrow \text{LLM\_GeneratePerception}_a(o_a)$ ;
9      $\text{agentData}_a \leftarrow (p_a, \text{action}_a, \mathcal{H}_a)$ ;
10    append  $\text{agentData}_a$  to GlobalData;
11   /* Generating Plan */
12   foreach  $a \in \mathcal{A}$  do
13     if  $\text{action}_a \neq \text{None}$  then
14       continue;
15     if  $a = \text{Leader}$  then
16        $\text{plan} \leftarrow \text{LLM\_GeneratePlan}_a(\text{task}, \mathcal{A}, \text{GlobalData}, \mathcal{M}_a)$ ;
17     else
18        $\text{proposal} \leftarrow \text{LLM\_ProposePlan}_a(\text{task}, p_a, \mathcal{H}_a, \mathcal{M}_a)$ ;
19        $\text{plan} \leftarrow \text{LLM\_LeaderResponse}_{\text{leader}}(\text{proposal}, \text{task}, \mathcal{M}_a, \text{GlobalData})$ ;
20       Leader  $\leftarrow a$ ;
21   /* Assigning tasks to agents */
22   foreach  $\text{task}_a \in \text{plan}$  do
23      $\text{action}_a \leftarrow \text{LLM\_TranslateAction}(\text{task}_a)$ ;
24    $E \leftarrow \{\}$ ;
25   /* Executing Actions */
26   foreach  $a \in \mathcal{A}$  do
27      $e_a \leftarrow \text{ExecuteAction}(\text{action}_a)$ ;
28     if action is complete then
29       append  $\text{action}_a$  to  $\mathcal{H}_a$ ;
30        $\text{action}_a = \text{None}$ ;
31    $E[a] \leftarrow e_a$ ;
32    $(\text{state}, \text{score}) \leftarrow \text{env.step}(E)$ ;
33   if  $\text{score} \geq \text{MaxScore}$  then
34     break;

```

In our CAMON Implementation, a **leader agent** is initially chosen as shown in line 1. Then, for each timestep, each agent parses their observations (o_a) from the environment states, and then generates a text perception (p_a) given those observations through the PERCEPTION module (A.1). This perception (p_a) is combined with the agent’s current action (action_a) and its action history (\mathcal{H}_a) to create agentData_a , which is then appended to the GlobalData.

Then, each agent checks their current action (action_a). If it is still active (meaning it is multi-step and not complete), the agent will do nothing, as seen in line 12.

If not, and the agent is the **leader agent**, it will independently generate a new team plan through $\text{LLM_GeneratePlan}_a$ (A.3) in line 14. If the agent is not the **leader agent**, instead it will propose a plan through LLM_ProposePlan_a (A.4), in line 16. This plan will then be reviewed by the **leader agent** through $\text{LLM_ReviewPlan}_{\text{leader}}$ (A.5) in line 17. Then the agent will become the new **leader agent**.

Next, the finalized plan will be parsed into tasks for each agent and translated into a standardized action format through `LLM_TranslateActiona` (A.2) in line 20. This action (`actiona`) will be each agent's active action.

Now since all agents have an active action, each agent will generate an executable vector (e_a) through our EXECUTION Module in line 23. If the current action (`actiona`) is complete or single-step, it will then be set to None and appended to the agent's action history.

Lastly, all executable tensors will be combined and executed within the Wildfire Environment in line 28. If the max score has been reached, the algorithm ends.

A.12.2 COELA Algorithm

Algorithm 2: COELA Implementation

Data: Agent set \mathcal{A} , environment env , time limit T_{\max} , target score MaxScore , task task

```

1  $state \leftarrow \text{env.reset}();$ 
2  $\mathcal{M} \leftarrow \{\}$ 
3 for  $t \leftarrow 1$  to  $T_{\max}$  do
    /* Parsing Observations and Generating Perceptions */
4   foreach  $a \in \mathcal{A}$  do
5      $o_a \leftarrow \text{GetObservation}_a(\text{state});$ 
6      $p_a \leftarrow \text{LLM\_GeneratePerception}_a(o_a);$ 
    /* Proposing Message and Choosing Action */
7   foreach  $a \in \mathcal{A}$  do
8     if  $\text{action}_a \neq \text{None}$  then
9       continue;
10     $\text{proposedMessage} \leftarrow \text{LLM\_ProposeMessage}_a(\text{task}, p_a, \mathcal{H}_a, \mathcal{M});$ 
11     $\text{chosenAction} \leftarrow \text{LLM\_ChooseAction}_a(\text{task}, \text{proposedMessage}, p_a, \mathcal{H}_a, \mathcal{M});$ 
12    if  $\text{chosenAction} = \text{proposedMessage}$  then
13       $\text{append proposedMessage to } \mathcal{M}$ 
14       $\text{action}_a \leftarrow \text{NoAction}$ 
15    else
16       $\text{action}_a \leftarrow \text{LLM\_TranslateAction}(\text{chosenAction});$ 
17   $E \leftarrow \{\}$ ;
    /* Executing Actions */
18  foreach  $a \in \mathcal{A}$  do
19     $e_a \leftarrow \text{ExecuteAction}(\text{action}_a);$ 
20    if  $\text{action is complete}$  then
21       $\text{append action}_a \text{ to } \mathcal{H}_a;$ 
22       $\text{action}_a = \text{None};$ 
23     $E[a] \leftarrow e_a;$ 
24   $(\text{state}, \text{score}) \leftarrow \text{env.step}(E);$ 
25  if  $\text{score} \geq \text{MaxScore}$  then
26    break;

```

In our COELA Implementation, our message history (\mathcal{M}) is initially empty in line 2. Then, for each timestep, each agent parses their observations(o_a) from the environment states, and then generates a text perception (p_a) given those observations through the PERCEPTION module (A.1).

Then, each agent checks their current action (action_a). If it is still active (meaning it is multi-step and not complete), the agent will do nothing, as seen in line 9.

However, if not, each agent proposes a message to send through $\text{LLM_ProposeMessage}_a$ (A.6) given the team's task, the agent's perception (p_a), the agent's action history (\mathcal{H}_a), and the team's chat history (\mathcal{M}).

Then, given the proposed message, through $\text{LLM_ChooseAction}_a$ (A.7), the agent chooses to execute an action or to send the proposed message.

If the agent chooses to send the proposed message, then that message is appended to the message history (\mathcal{M}) and No Action is chosen in lines 13-14.

However, if the agent chooses a different action, that action is translated into a standardized action format through $\text{LLM_TranslateAction}_a$ (A.2) in line 16. This action (action_a) will be each agent's active action.

Now since all agents have an active action (including No Action), each agent will generate an executable vector (e_a) through our EXECUTION Module in line 19. If the current action (action_a) is complete or single-step, it will then be set to None and appended to the agent's action history.

Lastly, all executable tensors will be combined and executed within the Wildfire Environment in line 24. If the max score has been reached, the algorithm ends.

A.12.3 Embodied Algorithm

Algorithm 3: Embodied Implementation

Data: Agent set \mathcal{A} , environment env , time limit T_{\max} , task task , communication rounds C

```

1  $state \leftarrow \text{env.reset}();$ 
2 for  $t \leftarrow 1$  to  $T_{\max}$  do
    /* Parsing Observations and Generating Perceptions */
3   foreach  $a \in \mathcal{A}$  do
4      $o_a \leftarrow \text{GetObservation}(a, state);$ 
5      $p_a \leftarrow \text{LLM\_GeneratePerception}(a, o_a);$ 
    /* Communication Rounds */
6   for  $c \leftarrow 1$  to  $C$  do
7     foreach  $a \in \mathcal{A}$  do
8        $\text{messages}_a \leftarrow \text{LLM\_GenerateMessages}(\text{task}, p_a, \mathcal{H}_a, \mathcal{M}_a);$ 
9       foreach  $(\text{recipient}, \text{msg}) \in \text{messages}_a$  do
10        append msg to  $\mathcal{M}_a$ ;
11        append msg to  $\mathcal{M}_{\text{recipient}}$ ;
    /* Generating Actions */
12   foreach  $a \in \mathcal{A}$  do
13      $\text{generatedAction} \leftarrow \text{LLM\_GenerateAction}_a(\text{task}, p_a, \mathcal{H}_a, \mathcal{M}_a);$ 
14      $\text{action}_a \leftarrow \text{LLM\_TranslateAction}(\text{generatedAction})$ 
15    $E \leftarrow \{\}$ ;
    /* Executing Actions */
16   foreach  $a \in \mathcal{A}$  do
17      $e_a \leftarrow \text{ExecuteAction}(\text{action}_a);$ 
18     if action is complete then
19       append  $\text{action}_a$  to  $\mathcal{H}_a$ ;
20        $\text{action}_a = \text{None}$ ;
21      $E[a] \leftarrow e_a$ ;
22    $(\text{state}, \text{score}) \leftarrow \text{env.step}(\text{actions});$ 
23   if  $\text{score} \geq \text{MaxScore}$  then
24     break;

```

In our Embodied Implementation, we start each timestep with all agents parsing their observations (o_a) from the environment state in line 4, and then generating a text perception (p_a) given those observations through the PERCEPTION module (A.1) in line 5.

Then, for c communication rounds, each agent generates messages for any recipient agent through $\text{LLM_GenerateMessages}_a$ (A.8) in line 8, given the team’s task, the agent’s perception, action history (\mathcal{H}_a), and message history (\mathcal{M}_a). These messages are then parsed and added to the corresponding agents’ message histories ($\mathcal{M}_{\text{recipient}}$) in line 11.

Then after all communication rounds, each agent generates their next action with $\text{LLM_GenerateMessages}_a$ (A.9) in line 13, given the team’s task, the agent’s perception, action history (\mathcal{H}_a), and message history (\mathcal{M}_a). This generated action is then translated into a standardized action format through $\text{LLM_TranslateAction}_a$ (A.2) in line 14. This action (action_a) will be each agent’s active action.

Now since all agents have an active action (including No Action), each agent will generate an executable vector (e_a) through our EXECUTION Module in line 17. If the current action (action_a) is complete or single-step, it will then be set to None and appended to the agent’s action history.

Lastly, all executable tensors will be combined and executed within the Wildfire Environment in line 22. If the max score has been reached, the algorithm ends.

A.12.4 HMAS-2 Algorithm

Algorithm 4: HMAS Implementation

Data: Agent set \mathcal{A} , environment env , time limit T_{\max} , task task

```

1 Leader  $\leftarrow \mathcal{A}[0]$ ;
2 GlobalState  $\leftarrow \{\}$ ;
3 StepHistory  $\leftarrow \{\}$ ;
4 state  $\leftarrow \text{env.reset}()$ ;
5 for  $t \leftarrow 1$  to  $T_{\max}$  do
    /* Parsing Observations and Generating Perceptions */
6    foreach  $a \in \mathcal{A}$  do
7         $o_a \leftarrow \text{GetObservation}(a, \text{state})$ ;
8         $p_a \leftarrow \text{LLM\_GeneratePerception}(a, o_a)$ ;
9        append  $p_a$  to GlobalState[ $a$ ];
    /* Iterating Plans */
10   valid  $\leftarrow \text{False}$ 
11   while valid = False do
12       valid  $\leftarrow \text{True}$ 
13       plan  $\leftarrow \text{LLM\_GeneratePlan}_{\text{leader}}(\text{task}, \text{GlobalState}, \text{StepHistory}, \text{Review})$ ;
       /* Reviewing Plan */
14       Review =  $\{\}$ 
15       foreach  $a \in \mathcal{A}$  do
16            $\text{feedback}_a \leftarrow \text{LLM\_ReviewPlan}_a(\text{plan}, \text{GlobalState}, \text{Step History})$ ;
17           if  $\text{feedback}_a$  is REJECT then
18               append  $\text{feedback}_a$  to Review;
19               valid  $\leftarrow \text{False}$ ;
20   foreach  $\text{task}_a \in \text{plan}$  do
21        $\text{action}_a \leftarrow \text{LLM\_TranslateAction}(\text{task}_a)$ 
    /* Executing Actions */
22   actions  $\leftarrow \{\}$ ;
23   foreach  $a \in \mathcal{A}$  do
24        $e_a \leftarrow \text{ExecuteAction}(\text{action}_a)$ ;
25       if action is complete then
26           append  $\text{action}_a$  to  $\mathcal{H}_a$ ;
27            $\text{action}_a = \text{None}$ ;
28        $E[a] \leftarrow e_a$ ;
29   append (GlobalState, actions) to StepHistory;
30   (state, score)  $\leftarrow \text{env.step}(\text{actions})$ ;
31   if score  $\geq \text{MaxScore}$  then
32       break;
```

In our HMAS-2 Implementation, a **leader agent** initially is chosen shown in line 1. Then, for each timestep, each agent parses their observations(o_a) from the environment states, and then generates a text perception (p_a) given those observations through the PERCEPTION module (A.1). This perception(p_a) is then appended to the GlobalState.

Then, the **leader agent** generates a plan for the team through $\text{LLM_GeneratePlan}_{\text{leader}}$ (A.10) given the team’s task, the Global State, the Step History, and reviews from other agents in line 13. This will provide the leader agent with all agents’ current perceptions and past perceptions and actions.

Then each agent will review the plan and provide feedback through LLM_ReviewPlan_a (A.11) in line 16. If the feedback is to reject the plan, the feedback will be appended to Review and valid will be set to False. This will cause lines 12-19 to be repeated, reiterating the plan.

When the plan does not have any rejection, the finalized plan will be parsed into tasks for each agent and translated into a standardized action format through $\text{LLM_TranslateAction}_a$ (A.2) in line 20. This action (action_a) will be each agent’s active action.

Now, since all agents have an active action, each agent will generate an executable vector (e_a) through our EXECUTION Module in line 23. If the current action (action_a) is complete or single-step, it will then be set to None and appended to the agent's action history.

Lastly, all executable tensors will be combined and executed within the Wildfire Environment in line 28. If the max score has been reached, the algorithm ends.

A.13 Primitives and Execution Module

CREW-WILDFIRE comes with a selection of multi-step “primitives”, a concept commonly found in LLM-based multi-agent Agentic frameworks. These primitives abstract low-level single-step actions into higher-level actions and possibly multi-step routines. These are used within the EXECUTION module to allow agents to easily choose among a discrete set of primitives instead of direct low-level control.

Here is the list of all primitives and actions for all agents used as the action spaces in our baseline tests.

Tab. 5: Primitives + Actions for All Agent Types

Primitive Name	Multi-Step	Description
Firefighter Primitives		
Move to Location	✓	Continually move in the direction of the location until it reaches there
Cut X Trees in current cell	✓	Cut a single tree X times
Cut All Trees in current cell	✓	Cut a single tree until there are 0 trees left
Pick Up Civilian	✗	Pick up closest civilian
Drop Off Civilian	✗	Unload carried civilian to current cell
Spray Water Cone toward target	✗	Aim at target, spray water a wide cone
Refill Water	✗	Refill water supply if over a water source
Bulldozer Primitives		
Drive to Location (No Cut)	✓	Continually move in the direction of the location without the plow lowered until it reaches there
Drive to Location (Clear Path)	✓	Continually move in the direction of the location with the plow lowered until it reaches there
Drone Primitives		
Fly to Location	✓	Continually fly in the direction of the location until it reaches there
Helicopter Primitives		
Fly to Location	✓	Continually fly in the direction of the location until it reaches there
Pick Up Firefighters	✗	Load nearby firefighter agents
Drop Off Firefighters	✗	Unload all carried firefighters to current cell
Refill Water	✗	Replenish water tank if over a water source
Drop Water	✗	Deploy one water payload at current location

A.14 Emergent behaviors observed in dialogues

Tab. 6: Examples each CREW-WILDFIRE Behavioral Goals

Behavioral Goal	Explanations	Examples of dialogue snippets that reflect such behaviors
Task Designation (TD)	Agents explicitly split tree-cutting targets so no effort overlaps.	We should divide the target locations... – AGENT_1 → (11, 16) to cut trees. – AGENT_2 → (13, 16) to cut trees. – AGENT_3 → (11, 3) to cut trees.
Agent Capitalization (AC)	Firefighter delegates tree-line task to Bulldozer with superior cutting.	AGENT_1: “Since you have exceptional tree-cutting abilities, could you focus on the line from (26, 6) to (26, 10)? AGENT_2 and I will support you as needed.” AGENT_3: “Confirmed, I will focus on cutting trees from (26, 6) to (26, 10). Currently moving towards the target area.”
Spatial Reasoning (SR)	Uses relative offsets to locate and frame the fire zone spatially.	“AGENT_3 at (130, 200). Fire roughly 12 E / 11 S. Requesting confirmation assistance.”
Observation Sharing (OS)	Broadcasts civilian position and hazard status for rescue action.	“AGENT_5: Four civilians at (230, 124). No fires. Request Firefighters to escort to safe zone.”
Realtime Coordination (RC)	Synchronizes boarding with helicopter arrival.	AGENT_1: “All agents, prepare for transport by AGENT_7. We will move towards the target location [92.0, 11.0]” AGENT_5: “Ready for transport. AGENT_7, please initiate pick-up and transport operation as planned” AGENT_7: “Initiating pick-up and transport operation” AGENT_7: “Confirming all Firefighter Agents are on board. Departing now”
Plan Adaptation (PA)	Detects new fire spread; requests aerial support, altering strategy.	“AGENT_12: Fire spreading north at (238, 198). Need aerial backup from Helicopter 13 ASAP.”
Objective Prioritization (OP)	Balances search mission with stand-by evacuation planning.	“AGENT_2 now searching for civilians ahead of fire at (520, 565). Helicopter 10, stay ready to assist evacuation.”

A.14.1 Example Calculation of BCS for CAMON (algorithm) and Realtime Communication (behavioral goal)

Level ℓ	Raw score $s_{a,\ell}$	Target T_ℓ	Baseline B_ℓ	$NS_{a,\ell}$
Transport FF (S)	6.00	6	0	1.000
Transport FF (L)	10.00	12	0	0.833
Rescue S + R + T	0.00	10	0	0.000
Suppress L + D + S	-729.67	0	-1382.67	0.558
Full Environment	-5571.67	0	-5722.67	0.038

$$BCS_{CAMON,RC} = \frac{1.000 + 0.833 + 0.000 + 0.558 + 0.038}{5} \approx \mathbf{0.486}.$$

A.15 Behavior Competency Scores (BCS) Radar Chart

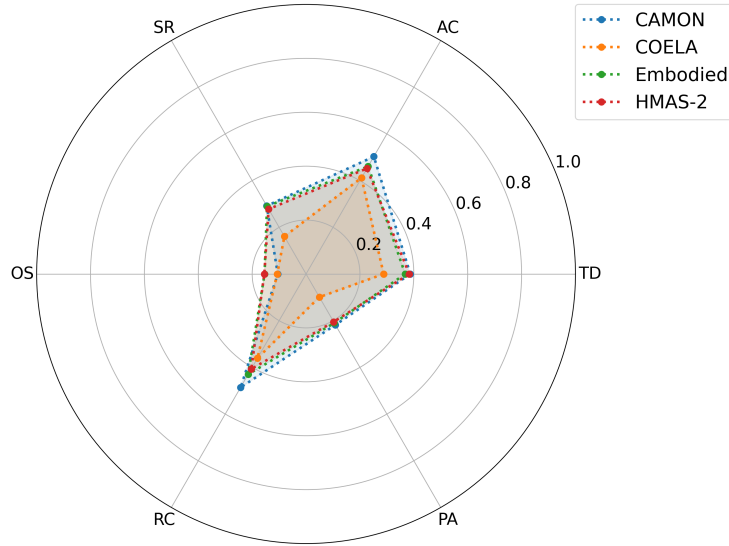


Fig. 7: Behavior Competency Scores (BCS) by algorithm.

A.16 Random Seeds and Other Hyperparameters

For all the LLMs, we set the temperature to 0 to achieve deterministic results and a single completion per decision step. The generation seeds for the tasks are listed in Tab. 7.

Tab. 7: **Seeds Used Across All Levels**

Level	Seeds Used
Cut Trees: Sparse (Small)	375, 483, 43, 6370, 9964
Cut Trees: Sparse (Large)	212, 981, 1530
Cut Trees: Lines (Small)	9259, 4881, 8456
Cut Trees: Lines (Large)	820, 5406, 6503
Scout Fire (Small)	4651, 6841, 7593, 1012, 8528
Scout Fire (Large)	5324, 3603, 8592
Transport Firefighters (Small)	283, 2461, 2478, 7622, 7647
Transport Firefighters (Large)	741, 7305, 9528
Rescue Civilians: Known Location (Small)	9502, 3972, 6545, 5884, 8491
Rescue Civilians: Known Location (Large)	7979, 1539, 2269
Rescue Civilians: Search and Rescue	8530, 9838, 1403
Rescue Civilians: Search + Rescue + Transport	7711, 1093, 3259
Suppress Fire: Extinguish	2994, 4936, 4847
Suppress Fire: Contain	733, 7765, 8049
Suppress Fire: Locate and Suppress	2142, 2628, 5280, 3971
Suppress Fire: Locate + Transport + Suppress	6309, 3821, 6117
Full Environment	6434, 1908, 9424, 9500

A.17 Limitations

We note several aspects of CREW-WILDFIRE that can be further improved. First, despite heavy referencing to real-world heterogeneous setups of multi-agent collaborations and coordination applications, our abstraction of agent roles is not yet a one-to-one mapping of real-world wildfire complexity and agent ability, potentially limiting direct generalizability and deployment in real-world wildfire responses. The low-level control is also abstracted, excluding the real-world physics and actuator simulation in robotics simulators. We intentionally simplify these aspects for our initial developments to focus on the planning components. This design choice also allows controlled and repeatable benchmark efforts targeting current LLM-based Agentic frameworks. CREW-WILDFIRE still remains the state-of-the-art scale and complexity in LLM-based multi-agent Agentic benchmarks. We plan to incorporate real-world embodied agents into CREW-WILDFIRE in our future iterations.

Second, despite the large number of experiments across multiple random seeds, baselines, and task levels, more runs on different prompt variations can provide further insights on the subtle but important system designs. Our current experiments are limited by the relatively high costs associated with LLM token usage. For example, in algorithms where agents are given a global-state vector (the combination of each agent’s perceptions), the input token cost for that step scales on the order of N^2 . With the cost of LLM-query becoming more affordable, CREW-WILDFIRE will provide a promising evaluation platform to study more detailed algorithm designs.

Moreover, the above limitations are not a result of the CREW-WILDFIRE as a benchmark, but rather the current algorithmic token inefficiencies that limit the extent of realistic scalability testing. The lack of baseline data with the full capabilities of CREW-Wildfire [2,000+ agents and 1,000,000+ cell map size] is due to the infeasibility resulting from the existing algorithm constraints, as indicated by our extensive quantitative and qualitative experiments.