

ON FINITE ELEMENT METHODS FOR HETEROGENEOUS ELLIPTIC PROBLEMS*

ABIMAEL F. D. LOULA, MAICON R. CORREA, JOÃO N. C. GUERREIRO,
AND ELSON M. TOLEDO

*Dedicated to Luiz Bevilacqua, Raul Feijóo and Luis Rojas.

This is a preprint of the original article published in
International Journal of Solids and Structures, 45:1 (2008), pp 6436-6450.
<https://doi.org/10.1016/j.ijsolstr.2008.08.005>

ABSTRACT. Dealing with variational formulations of second order elliptic problems with discontinuous coefficients, we recall a single field minimization problem of an extended functional presented by Bevilacqua et al. (1974), which we associate with the basic idea supporting discontinuous Galerkin finite element methods. We review residual based stabilized mixed methods applied to Darcy flow in homogeneous porous media and extend them to heterogeneous media with an interface of discontinuity. For smooth interfaces, the proposed formulations preserve the continuity of the flux and exactly imposes the constraint between the tangent components of Darcy velocity on the interface. Convergence studies for a heterogeneous and anisotropic porous medium confirm the same rates of convergence predicted for homogeneous problem with smooth solutions.

Keywords. Stabilized Mixed Methods, Discontinuous Galerkin, Interface Conditions, Galerkin Least Squares, Heterogeneous Media, Darcy Flow

1. INTRODUCTION

We dedicate this paper to Luiz Bevilacqua, Raul Feijóo, and Luis Rojas after their work “A variational principle for the Laplace operator with application in the torsion of composite rods” (Bevilacqua et al., 1974), published in *International Journal of Solids and Structures* in its ninth year of existence after being created by George Herrmann in 1965. It is also worth mentioning that at that time Brazil had graduated just one PhD in all branches of engineering, at COPPE/UFRJ (now named Instituto Alberto Luiz Coimbra in honor to its founder) where that work was developed. In that paper the authors present a Ritz method with discontinuous coordinate functions to minimize an extended functional with the Erdman-Weierstrass corner conditions (Gelfand and Fomin, 1963) weakly imposed.

(A.F.D. Loula, J.N.C. Guerreiro, E.M. Toledo) LNCC - LABORATÓRIO NACIONAL DE COMPUTAÇÃO CIENTÍFICA, PETRÓPOLIS, RJ, BRASIL

(M.R. Correa) UNIVERSIDADE ESTADUAL DE CAMPINAS (UNICAMP), DEPARTAMENTO DE MATEMÁTICA APLICADA, IMECC, BRASIL

E-mail addresses: aloc@lncc.br, maicon@ime.unicamp.br, joao@lncc.br, emtc@lncc.br.

2020 *Mathematics Subject Classification.* 65N12, 65N22, 65N30, 35A35.

Variational formulations in broken function spaces with continuity naturally imposed in a weak sense, as in Bevilacqua et al. (1974), have become very popular in the context of discontinuous Galerkin finite element methods (Douglas and Dupont, 1976; Wheeler, 1978; Arnold, 1982; Oden et al., 1998; Duarte et al., 2000; Dutra do Carmo and Duarte, 2002; Brezzi et al., 2005; Dawson, 2005; Georgoulis and Süli, 2005; Brezzi et al., 2006; Alvarez et al., 2006; Hughes et al., 2006). We acknowledge this fact in dealing with Darcy's flow in heterogeneous porous media with an interface of discontinuity. This problem basically consists of the mass conservation equation plus Darcy's law, that relates the average velocity of the fluid in a porous medium with the gradient of a potential field through the hydraulic conductivity tensor.

The simplest way to solve Darcy's system is based on the second order elliptic problem obtained by substituting Darcy's law in the mass conservation equation leading to a Poisson equation in the potential field. After solving this Poisson problem for the potential, velocity is calculated by taking the gradient of the solution multiplied by the hydraulic conductivity. Constructing finite element approximations based on this formulation is straightforward. However, this direct approach leads to lower-order approximations for velocity compared to potential and, additionally, the corresponding balance equation is enforced in an extremely weak sense. Alternative formulations have been developed to enhance the velocity approximation, like post-processing techniques (Cordes and Kinzelbach, 1992; Loula et al., 1995; Silva and Loula, 2002; Correa and Loula, 2007) and mixed methods (Raviart and Thomas, 1977; Brezzi et al., 1985; Mosé et al., 1994; Durlofsky, 1994). The basic idea of post-processing formulations is to use the optimal stability and convergence properties of the classical Galerkin approximation for the potential field to derive more accurate velocity approximations than that obtained by direct application of Darcy's law.

Mixed methods are based on the simultaneous approximation of potential and velocity fields, and their main characteristic is the use of different spaces for velocity and potential to satisfy a compatibility condition between the finite element spaces, which reduces the flexibility in constructing finite approximations (LBB condition - Brezzi, 1974; Brezzi and Fortin, 1991). A well known successful approach is the dual mixed formulation developed by Raviart and Thomas (1977) using divergence based finite element spaces for the velocity field combined with discontinuous Lagrangian spaces for the potential. Stabilized mixed finite element methods have been proposed to overcome the compatibility conditions between the finite element spaces, see Loula et al. (1987); Franca and Hughes (1988); Franca et al. (1988); Loula and Toledo (1988); Toledo (1990); Masud and Hughes (2002); Brezzi et al. (2005); Barrenechea et al. (2007); Correa and Loula (2008) and references therein. In general, stabilized formulations use continuous Lagrangian finite element spaces and have been successfully employed in simulating Darcy flows in homogeneous porous media. The point is their applicability to problems where the porous formation is composed of subdomains with different conductivities. On the interface between these subdomains, the normal component of Darcy velocity must be continuous (mass conservation) but the tangential component is discontinuous, and any formulation based on $C^0(\Omega)$ Lagrangian interpolation for velocity fails in representing the tangential discontinuity, producing inaccurate approximations and spurious oscillations, while completely

discontinuous approximations for velocity do not necessarily fit the continuity of the flux. Possible alternatives are the discontinuous Galerkin methods (e.g. Brezzi et al., 2005; Hughes et al., 2006), or coupling continuous and discontinuous Galerkin methods (e.g. Dawson, 2005).

In the present work we study finite element approximations for second order elliptic problems with variable coefficients presenting an interface of discontinuity. As a model problem we consider Darcy flow in heterogeneous porous media composed of layers with different conductivities. The model problem is established in Section 2. Compatible $C^0(\Omega)$ Lagrangian formulations, including the classical Galerkin method and Stabilized mixed methods are reviewed in Section 3, testing their behavior when applied to heterogeneous problems. In Section 4 we present weak formulations in broken spaces and relate the extended functional introduced by Bevilacqua et al. (1974) with Discontinuous Galerkin methods. In Section 5 we propose stabilized mixed formulations with selective equal-order continuous/discontinuous Lagrangian finite element spaces adopted for both velocity and potential fields. The discontinuity of the tangential component of the velocity field is appropriately captured and the continuity of the potential and flux are strongly imposed on the interface of the two media as proposed in Correa (2006) and Correa and Loula (2007). Finally, in Section 6 we draw some conclusions.

2. MODEL PROBLEM

Let $\Omega = \Omega_1 \cup \Omega_2 \subset \mathbb{R}^2$, with smooth boundary $\partial\Omega = \Gamma_1 \cup \Gamma_2$ and outward unit normal vector \mathbf{n} , be the domain of a rigid porous media composed of two subdomains Ω_1 and Ω_2 separated by a smooth interface Γ and saturated with an incompressible homogeneous fluid as illustrated in Figure 1.

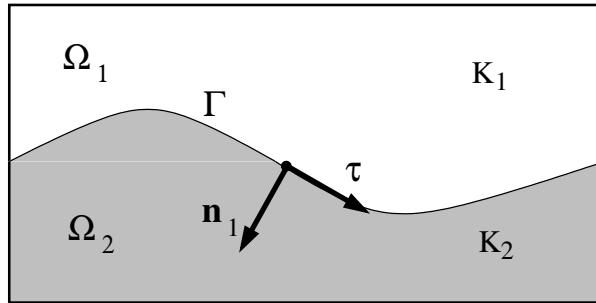


FIGURE 1. Heterogeneous media with an interface of discontinuity.

For simplicity we will consider the porous media homogeneous and anisotropic on each subdomain. The mass balance on each subdomain is established as

$$\operatorname{div} \mathbf{u}_1 = f_1 \quad \text{in} \quad \Omega_1 \quad (1)$$

$$\operatorname{div} \mathbf{u}_2 = f_2 \quad \text{in} \quad \Omega_2 \quad (2)$$

where $f_i = f|_{\Omega_i}$ are sources of fluid and $\mathbf{u}_i = \mathbf{u}|_{\Omega_i}$, $i = 1, 2$ are average velocities of the fluid in each domain Ω_i , given by Darcy's law

$$\mathbf{u}_1 = -\mathcal{K}_1 \nabla p_1 \quad \text{in} \quad \Omega_1 \quad (3)$$

$$\mathbf{u}_2 = -\mathcal{K}_2 \nabla p_2 \quad \text{in} \quad \Omega_2 \quad (4)$$

that relates the velocity field with the gradient of a hydraulic potential p_i through the hydraulic conductivity tensor $\mathcal{K}_i = \mathcal{K}|_{\Omega_i}$. Since \mathcal{K}_i is a bounded and positive definite tensor, its inverse $\Lambda_i = \mathcal{K}_i^{-1}$, referred to as hydraulic resistivity tensor, is well defined and also positive definite. We limit our presentation to homogeneous Dirichlet and Neumann boundary conditions

$$p_i = 0 \quad \text{on} \quad \Gamma_i^d = \partial\Omega_i^d/\Gamma, \quad (5)$$

$$\mathcal{K}_i \nabla p_i \cdot \mathbf{n} = 0 \quad \text{on} \quad \Gamma_i^n = \partial\Omega_i^n/\Gamma, \quad (6)$$

with $\Gamma_i^d \cup \Gamma_i^n = \Gamma_i = \partial\Omega_i/\Gamma$, $\Gamma_i^d \cap \Gamma_i^n = \emptyset$ and the indexes “d” and “n” indicating the part of the boundary where Dirichlet or Neumann boundary conditions are prescribed. Our model problem consists in solving the system of partial differential equations (1)–(4) with homogeneous boundary conditions (5) and (6), plus the following interface conditions:

$$\mathbf{u}_1 \cdot \mathbf{n} = \mathbf{u}_2 \cdot \mathbf{n} \quad \text{on} \quad \Gamma, \quad (7)$$

$$p_1 = p_2 \quad \text{on} \quad \Gamma, \quad (8)$$

where we adopt $\mathbf{n} = \mathbf{n}_2 = -\mathbf{n}_1$ on the interface Γ .

3. COMPATIBLE C^0 LAGRANGIAN FORMULATIONS

In this Section we present some compatible formulations for the model problem which are naturally stable, as the classical single field Galerkin formulation, or stabilized mixed formulations. To introduce these formulations, we first present some definitions and notations. Let $L^2(\Omega)$ be the space of square integrable functions in Ω with inner product (\cdot, \cdot) and norm $\|\cdot\|$. $H^m(\Omega)$, for $m \geq 0$ integer, is the Hilbert space in Ω with m derivatives in $L^2(\Omega)$ with inner product $(\cdot, \cdot)_m$ and norm $\|\cdot\|_m$. We also define the Hilbert space

$$H(\text{div}, \Omega) = \left\{ \mathbf{u} \in [L^2(\Omega)]^2; \text{div } \mathbf{u} \in L^2(\Omega) \right\}$$

with norm

$$\|\mathbf{u}\|_{H(\text{div})} := \left\{ \|\mathbf{u}\|^2 + \|\text{div } \mathbf{u}\|^2 \right\}^{1/2}$$

and its subspace

$$H_0(\text{div}, \Omega) = \{ \mathbf{u} \in H(\text{div}, \Omega); \mathbf{u} \cdot \mathbf{n} = 0 \text{ on } \partial\Omega \}.$$

To simplify our presentation, we consider only essential boundary conditions.

3.1. Standard Galerkin Formulation. The simplest approach to our model problem consists in substituting Darcy’s law (3) and (4) into the mass conservation (1) and (2), respectively, yielding to

Problem P. *Given the hydraulic conductivity $\mathcal{K} = \mathcal{K}_i$ in Ω_i and a function f , find the potential field p such that*

$$-\operatorname{div}(\mathcal{K} \nabla p) = f \quad \text{in} \quad \Omega = \Omega_1 \cup \Omega_2 \quad (9)$$

with homogeneous boundary condition

$$p = 0 \quad \text{on} \quad \partial\Omega = \Gamma_1 \cup \Gamma_2 \quad (10)$$

plus the interface conditions on Γ .

To set the classical primal variational formulation, let

$$\mathcal{P} = H_0^1(\Omega) = \{q \in H^1(\Omega); q = 0 \text{ on } \partial\Omega\}. \quad (11)$$

Multiplying (9) by a function $q \in \mathcal{P}$ and integrating it by parts over Ω , we have: *Find $p \in \mathcal{P}$ such that*

$$a(p, q) = f(q) \quad \forall q \in \mathcal{P} \quad (12)$$

with

$$a(p, q) = (\mathcal{K} \nabla p, \nabla q); \quad f(q) = (f, q). \quad (13)$$

Considering $f \in H^{-1}(\Omega)$ we have the continuity of $f(\cdot)$. As $a(\cdot, \cdot)$ is a continuous and \mathcal{P} -elliptic bilinear form, this problem has a unique solution by Lax-Milgram Lemma (Ciarlet, 1978).

Let $\{\mathcal{T}_h\}$ be a family of partitions $\mathcal{T} = \{\Omega^e\}$ of Ω indexed by the parameter h representing the maximum diameter of the elements $\Omega^e \in \mathcal{T}$. Let \mathcal{S}_h^k be the $C^0(\Omega)$ Lagrangian finite element space of degree $k \geq 1$ in each element Ω^e ,

$$\mathcal{S}_h^k = \{\varphi_h \in C^0(\Omega); \varphi_h|_{\Omega^e} \in \mathbb{P}_k(\Omega^e)\} \quad (14)$$

where $\mathbb{P}_k(\Omega^e)$ is the set of the polynomials of degree $\leq k$ posed on Ω^e . Defining the conform discrete space $\mathcal{P}_h^k \subset \mathcal{P}$ as

$$\mathcal{P}_h^k = \mathcal{S}_h^k \cap \mathcal{P}, \quad (15)$$

we present the Galerkin finite element approximation to the Problem P: *Find $p_h \in \mathcal{P}_h^k$ such that*

$$a(p_h, q_h) = f(q_h) \quad \forall q_h \in \mathcal{P}_h^k. \quad (16)$$

As $\mathcal{P}_h^k \subset \mathcal{P}$, this problem has existence and uniqueness of solution guaranteed from Lax-Milgram Lemma and the following estimate holds (see, for example, in Ciarlet, 1978)

$$\|p - p_h\| + h\|\nabla p - \nabla p_h\| \leq Ch^{k+1} |p|_{k+1}. \quad (17)$$

After solving (16), we can evaluate the velocity field directly through Darcy's law

$$\mathbf{u}_G = -\mathcal{K} \nabla p_h. \quad (18)$$

From (17) the following error bound applies to this approximation

$$\|\mathbf{u} - \mathbf{u}_G\| \leq Ch^k |p|_{k+1}. \quad (19)$$

This direct approximation for the velocity field is, in principle, completely discontinuous on the interface of the elements and presents very poor mass conservation.

3.2. Stabilized Mixed Formulations. A usual way to compute more accurate velocity fields is to use mixed formulations, where the velocity and the potential fields are approximated simultaneously. The lack of stability of the classical dual mixed formulation (Raviart and Thomas, 1977) in Lagrangian finite element spaces (Brezzi and Fortin, 1991) is one of the main reasons for the development of Stabilized Mixed Formulations. Here we review some of these stabilizations: the Galerkin Least-Squares (GLS) formulation equivalent to a minimization introduced by Loula and Toledo (1988) (Minimization/Galerkin Least-Squares Method - MGLS), the adjoint stabilization proposed by Masud and Hughes (2002) (Hughes Variational Method for Darcy Flow - HVM) and the unconditionally stable method CGLS presented in Correa and Loula (2008). All these formulations are free of mesh dependent parameters of stabilization and allow the use of continuous Lagrangian elements for potential and velocity, including same order interpolation for both variables. For a comparative study of such methods, see Correa and Loula (2008). As in this kind of mixed formulations the velocity is the primary variable, we consider here only Neumann boundary conditions, that are essential boundary conditions for the associated variational principles.

Using \mathcal{P}_h^k for the potential, as defined in (15) with $\mathcal{P} = H^1(\Omega) \setminus \mathbb{R}$ and defining the $C^0(\Omega)$ Lagrangian finite element space for the velocity

$$\mathcal{U}_h^l = [\mathcal{S}_h^l]^2 \cap \mathcal{U}, \quad (20)$$

where $\mathcal{U} = H_0(\text{div})$ for MGLS and HVM, and $\mathcal{U} = H_0(\text{div}) \cap H(\mathbf{curl}_\Lambda, \Omega)$ for CGLS, with

$$H(\mathbf{curl}_\Lambda, \Omega) = \left\{ \mathbf{u} \in [L^2(\Omega)]^2; \mathbf{curl}(\Lambda \mathbf{u}) \in L^2(\Omega) \right\},$$

we can present all these methods through the following general form:

Find $\{\mathbf{u}_h, p_h\} \in \mathcal{U}_h^l \times \mathcal{P}_h^k$ such that

$$B_\alpha(\{\mathbf{u}_h, p_h\}; \{\mathbf{v}_h, q_h\}) = F_\alpha(\{\mathbf{v}_h, q_h\}) \quad \forall \{\mathbf{v}_h, q_h\} \in \mathcal{U}_h^l \times \mathcal{P}_h^k \quad (21)$$

where

$$\begin{aligned} B_\alpha(\{\mathbf{u}_h, p_h\}; \{\mathbf{v}_h, q_h\}) &= (\Lambda \mathbf{u}_h, \mathbf{v}_h) - (\text{div } \mathbf{v}_h, p_h) - \delta_0(\text{div } \mathbf{u}_h, q_h) \\ &\quad + \delta_1(K(\Lambda \mathbf{u}_h + \nabla p_h), \delta_0 \Lambda \mathbf{v}_h + \nabla q_h) \\ &\quad + \delta_2(\lambda \text{div } \mathbf{u}_h, \text{div } \mathbf{v}_h) \\ &\quad + \delta_3(K \mathbf{curl}(\Lambda \mathbf{u}_h), \mathbf{curl}(\Lambda \mathbf{v}_h)) \end{aligned} \quad (22)$$

and

$$F_\alpha(\{\mathbf{v}_h, q_h\}) = -\delta_0(f, q_h) + \delta_2(\lambda f, \text{div } \mathbf{v}_h), \quad (23)$$

with $\Lambda = \mathcal{K}^{-1}$, $K = |\mathcal{K}|_\infty$ and $\lambda = K^{-1}$. In this abstract problem, the index α represents the methods. In Table 1 we present the values of the parameters δ_i that define each method and their respective *a priori* orders of convergence for the errors of the potential, velocity and divergence of velocity, measured in the $L^2(\Omega)$ norm, when same order interpolations are used ($l = k$), for sufficiently regular solutions, i.e. for both \mathbf{u} and $p \in H^{k+1}(\Omega)$.

TABLE 1. Stabilized Mixed Methods

α	δ_0	δ_1	δ_2	δ_3	$\ p - p_h\ $	$\ \mathbf{u} - \mathbf{u}_h\ $	$\ \operatorname{div} \mathbf{u} - \operatorname{div} \mathbf{u}_h\ $
MGLS	+1	$\delta_1 > 0$	$\delta_2 > 0$	0	$O(h^{k+1})$	$O(h^k)$	$O(h^k)$
HVM	-1	+1/2	0	0	$O(h^{k+1})$	$O(h^k)$	$O(h^{k-1})$
CGLS	+1	-1/2	1/2	1/2	$O(h^{k+1})$	$O(h^{k+1})$	$O(h^k)$

3.3. A Convergence Test. The orders of convergence presented in Table 1 are numerically confirmed in Correa and Loula (2008) for both homogeneous and nonhomogeneous media with regular solutions. We now test the convergence of these methods when applied to a heterogeneous and anisotropic media in which the conductivity tensor is anisotropic and presents a smooth interface of discontinuity. In this case the solution is piecewise regular, with a discontinuity in the velocity field, which is the primary variable. In this study, we adopted the parameters $\delta_1 = \delta_2 = 1/2$ for the MGLS method.

This test problem from Crumpton et al. (1995) is defined on the square $[-1, 1] \times [-1, 1]$, with Dirichlet boundary conditions. The conductivity is given by

$$\mathcal{K} = \begin{pmatrix} 1 & 0 \\ 0 & 1 \end{pmatrix} \quad x < 0, \quad \mathcal{K} = \gamma \begin{pmatrix} 2 & 1 \\ 1 & 2 \end{pmatrix} \quad x > 0,$$

where the parameter γ is used to vary the strength of the discontinuity at $x = 0$. In our experiments we used $\gamma = 1.0$. The exact potential field is given by

$$p = \begin{cases} \gamma[2 \sin(y) + \cos(y)]x + \sin(y), & x < 0 \\ \exp(x) \sin(y), & x > 0 \end{cases}$$

and the velocity field can be directly calculated by Darcy's law (3) and (4). In the numerical study we prescribed only the normal component of the velocity on the boundary. The finite element solutions were computed by adopting uniform meshes of 8×8 , 16×16 , 32×32 and 64×64 bilinear quadrilaterals (Q1) and 4×4 , 8×8 , 16×16 and 32×32 biquadratic quadrilaterals (Q2). To have sufficient accuracy in the numerical computation of the errors, the numerical integration was performed with 3×3 Gauss quadrature for Q1 and 4×4 for Q2 elements.

The point in this example is that the discontinuity in the conductivity leads to a velocity field in which the y -component is discontinuous on the interface. Thus, the exact solution is not sufficiently regular in the whole domain Ω , but regular enough in each subdomain Ω_1 and Ω_2 . As all stabilized mixed methods considered are based on $C^0(\Omega)$ Lagrangian interpolation, we will investigate the influence of imposing continuity on the approximate solution on the interface Γ . To illustrate this fact, the exact y component of the velocity field and its approximation by HVM with 8×8 bilinear quadrilaterals are shown in Figures 2a and 2b, respectively.

In the convergence graphics, we present plots of the log of $L^2(\Omega)$ norm of the errors *versus* $-\log(h)$. Convergence results of $C^0(\Omega)$ velocity approximations for Q1 and Q2 elements are presented in Figures 3a and 3b, respectively. Order of convergence close to

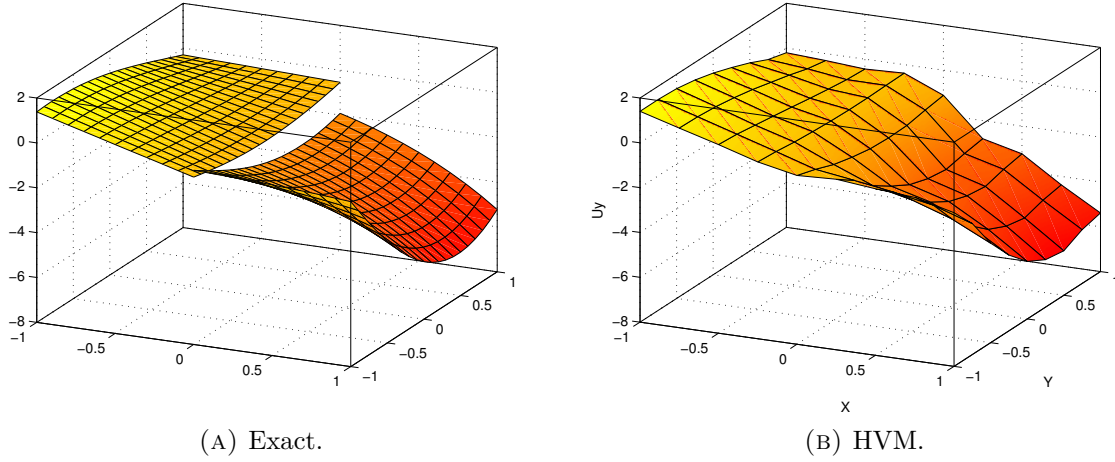


FIGURE 2. Component u_y ; (a) Exact and (b) approximated by HVM with 8×8 bilinear elements.

$O(h^{0.5})$ are obtained for HVM and MGLS methods for both Q1 and Q2 elements, while no convergence is observed for the CGLS method as a consequence of the lack of global regularity of the exact solution combined with the use of continuous interpolations to approximate a discontinuous field.

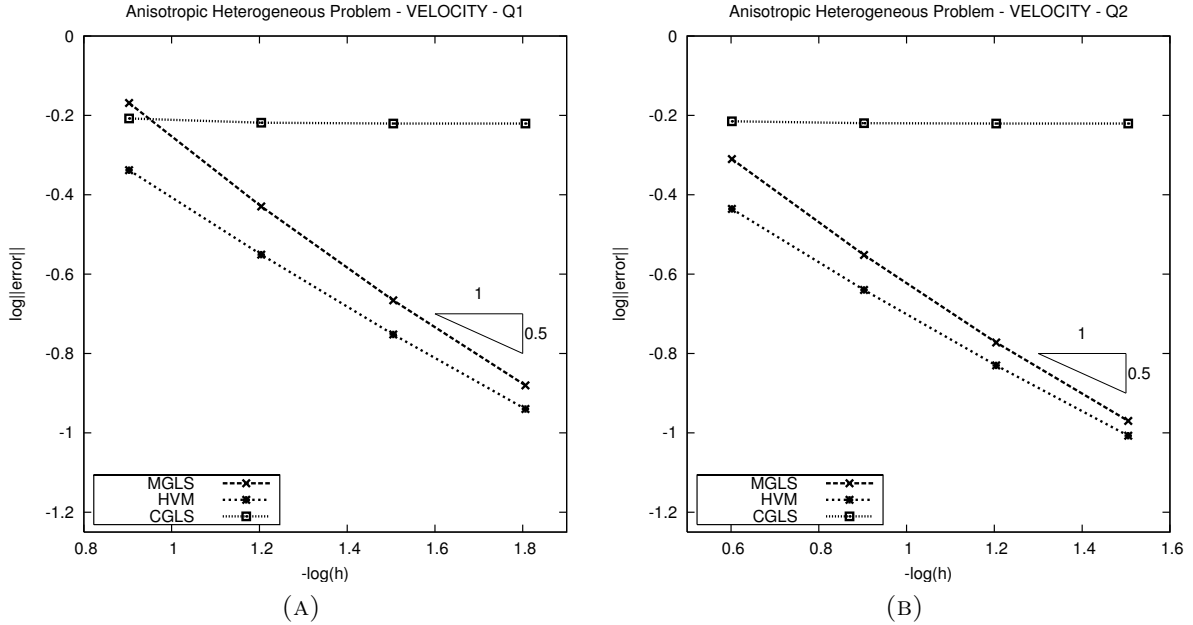


FIGURE 3. Convergence study for an anisotropic heterogeneous problem and continuous approximations; Velocity with (a) bilinear elements and (b) biquadratic elements.

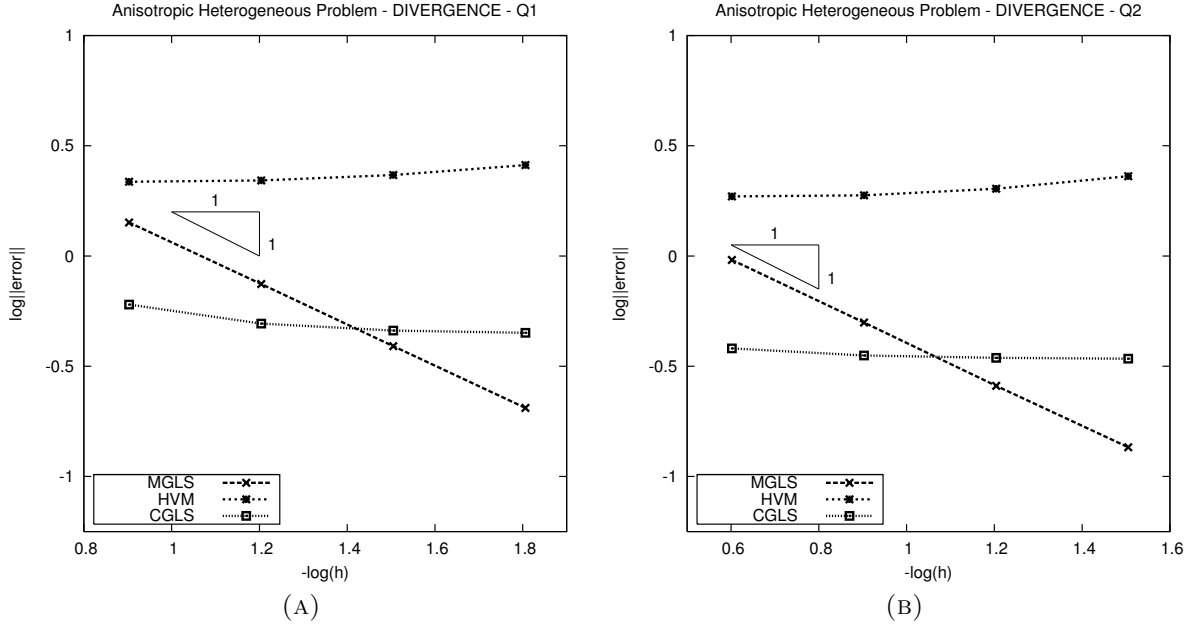


FIGURE 4. Convergence study for an anisotropic heterogeneous problem and continuous approximations; Divergence of velocity with (a) bilinear elements and (b) biquadratic elements.

Figures 4a and 4b present convergence results for the divergence of the velocity approximations. The poor accuracy of the approximations for the velocity on the interface degrades the rates of convergence of the divergence for all methods. Convergence rates close to $O(h^{1.0})$ are obtained for MGLS with Q1 and Q2 elements. Concerning HVM approximations, according to the predicted estimate of convergence, we should not expect convergence for divergence using Q1 elements even for regular exact solutions, except for the “superconvergence” usually observed with linear and bilinear C^0 velocity approximations. But $O(h)$ convergence is expected with Q2 elements for regular solutions. However, no convergence is observed. This can be explicated by the error estimate for HVM (Table 1) combined with the lack of global regularity of the exact solution of this problem and the use of $C^0(\Omega)$ Lagrangian interpolation for the velocity field.

In Figures 5a and 5b we plot the errors for potential using Q1 and Q2 elements, respectively. The methods show convergence rates of lower order than those we would expected from Table 1, with errors considerably large, when compared with the results of the single field formulation (Galerkin). This can also be explained by the coupled estimates for potential and velocity approximations, characteristic of mixed methods, and the lack of global regularity of the exact solution.

To recover stability, convergence and accuracy of the stabilized mixed methods presented in this section, when applied to our model problem, we will introduce in the Section 5 a generalization of these formulations in which continuity/discontinuity of the velocity and potential fields on the interface Γ are exactly imposed.

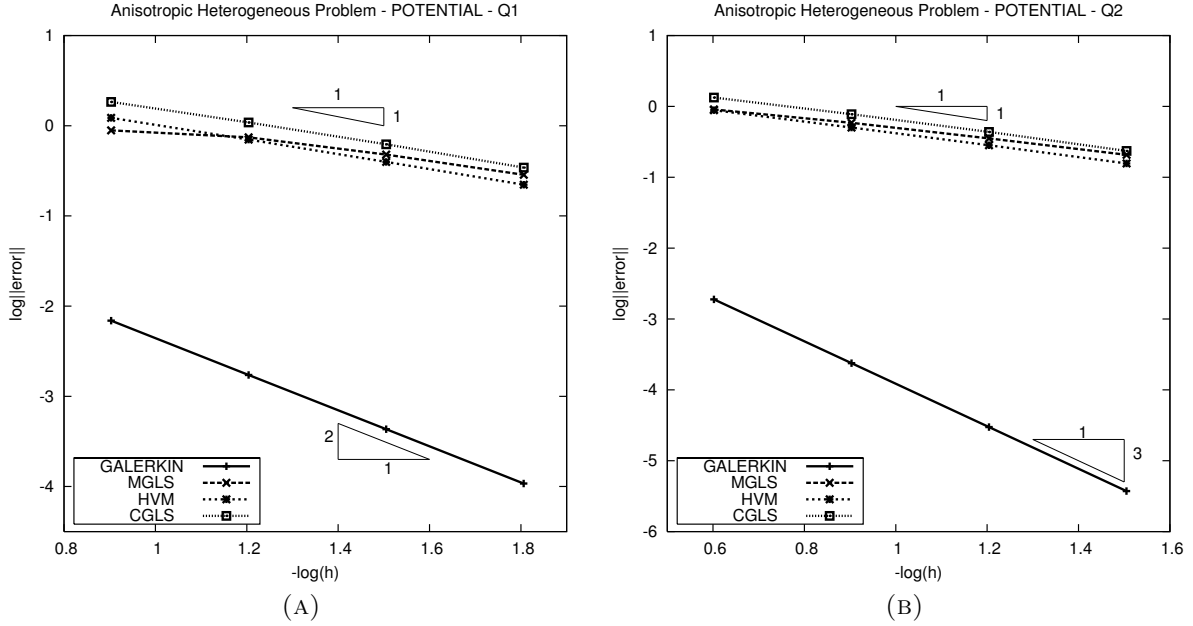


FIGURE 5. Convergence study for an anisotropic heterogeneous problem and continuous approximations; Potential with (a) bilinear elements and (b) biquadratic elements.

4. BROKEN SPACE FORMULATIONS

In this Section we comment on special single field formulations of our model problem, based on a extended minimization problem and on a discontinuous Galerkin formulation in which the continuity or discontinuity of the velocity field are imposed in a weak sense.

4.1. Extended Minimization Problem. We note that Problem P is equivalent to the following minimization problem in $H_0^1(\Omega)$

Problem J. *Find $p \in \mathcal{Q} = H_0^1(\Omega)$ such that*

$$J(p) \leq J(q) \quad \forall \quad q \in \mathcal{Q} \quad (24)$$

with

$$J(q) = \frac{1}{2}a(p, q) - f(q). \quad (25)$$

Bevilacqua et al. (1974) presented an equivalent formulation for this minimization problem by constructing an extended functional, defined on a broken function space, whose minimum is also given by the solution of Problem J, with the interface conditions naturally incorporated in the variational formulation. The minimum of this extended functional can be approximated by minimizing sequences of functions, discontinuous on the interface Γ . To briefly present this formulation applied to our model problem, we introduce some additional notations and definitions. Let

$$\mathcal{V}_i(\Omega_i) = \{q \in H^2(\Omega_i) : q = 0 \text{ on } \Gamma_i, i = 1, 2\}$$

and

$$\mathcal{V}_e(\Omega) = \{q \in L^2(\Omega); q_i = q|_{\Omega_i} \in \mathcal{V}_i(\Omega_i), i = 1, 2\}.$$

Defining

$$J_e(q) = \sum_{i=1}^2 \int_{\Omega_i} \left(\frac{1}{2} \mathcal{K}_i \nabla q_i \cdot \nabla q_i - f_i q_i \right) d\Omega - \frac{1}{2} \int_{\Gamma} (\mathcal{K}_2 \nabla q_2 + \mathcal{K}_1 \nabla q_1) \cdot \mathbf{n} (q_2 - q_1) ds \quad (26)$$

the following minimization problem is set

Problem Je. *Find $p \in \mathcal{V}_e(\Omega)$ such that*

$$J_e(p) \leq J_e(q) \quad \forall \quad q \in \mathcal{V}_e(\Omega). \quad (27)$$

The minimum condition of Problem Je leads to

$$\sum_{i=1}^2 \int_{\Omega_i} [-\operatorname{div}(\mathcal{K}_i \nabla p_i) - f_i] q_i d\Omega + \frac{1}{2} \int_{\Gamma} (\mathcal{K}_2 \nabla p_2 - \mathcal{K}_1 \nabla p_1) \cdot \mathbf{n} (q_2 + q_1) ds - \frac{1}{2} \int_{\Gamma} (\mathcal{K}_2 \nabla q_2 + \mathcal{K}_1 \nabla q_1) \cdot \mathbf{n} (p_2 - p_1) ds = 0$$

and, since the variations are arbitrary, we have:

$$-\operatorname{div}(\mathcal{K}_i \nabla p_i) = f_i, \quad i = 1, 2, \quad \text{in } \Omega \quad (28)$$

$$(\mathcal{K}_2 \nabla p_2 - \mathcal{K}_1 \nabla p_1) \cdot \mathbf{n} = 0, \quad \text{on } \Gamma \quad (29)$$

$$p_2 - p_1 = 0, \quad \text{on } \Gamma. \quad (30)$$

We observe that condition (29) is identical to condition (7) posed in terms of the potential, by using Darcy's law.

In Bevilacqua et al. (1974) this formulation is applied to the torsion problem of a rod composed of two different materials using Ritz's method with a minimizing sequence whose coordinate functions are discontinuous on the interface of the materials. In their conclusions the authors say:

"... the use of such functionals to derive the fundamental equations of a finite element technique is promising, in those case where it is convenient to relax the requirement of continuity of some of the variables".

We may naturally associate this conclusion with the basic idea of Discontinuous Galerkin Finite Element Methods (e. g., Douglas and Dupont, 1976; Wheeler, 1978; Arnold, 1982; Oden et al., 1998; Dutra do Carmo and Duarte, 2002; Arnold et al., 2002). Certainly, Bevilacqua et al. (1974) did not try to implement their promising idea in the IBM 1130 with 32K of RAM memory they had access in COPPE/UFRJ.

In the next section we present a weak formulation of our model problem, in broken function spaces on a typical subdivision of the domain Ω , based on which the hp discontinuous Galerkin finite element method is constructed.

4.2. Weak Formulations in Broken Spaces. Let \mathcal{T} be a subdivision of Ω into Ne elements κ such that the interface Γ is the union of elements edges e . Denote by \mathcal{E} the set of all edges associated with the subdivision \mathcal{T} and define $\mathcal{E}_\partial = \partial\Omega$ and \mathcal{E}_{int} as the set of boundary and interior edges of the subdivision \mathcal{T} , respectively. For a given edge $e \in \mathcal{E}_{int}$ adjacent to the elements $\kappa = \kappa_i$ and $\kappa' = \kappa_j$, $i > j$, we define

$$\begin{aligned} \llbracket p \rrbracket_e &= p|_{\partial\kappa \cap e} - p|_{\partial\kappa' \cap e} \\ \{p\}_e &= \frac{1}{2} (p|_{\partial\kappa \cap e} + p|_{\partial\kappa' \cap e}) \end{aligned}$$

where $\partial\kappa$ denotes the union of all edges of the element κ .

The broken weak formulation of our model problem reads

Problem B. *Find $p \in \mathcal{P}^*(\Omega, \mathcal{T})$ such that*

$$b(p, q) = l(q) \quad \forall \quad q \in H^2(\Omega, \mathcal{T}) \quad (31)$$

with

$$H^2(\Omega, \mathcal{T}) = \{q \in L^2(\Omega); q|_\kappa \in H^2(\kappa) \quad \forall \quad \kappa \in \mathcal{T}\}, \quad (32)$$

$$\mathcal{P}^*(\Omega, \mathcal{T}) = \{q \in H^2(\Omega, \mathcal{T}) : q, \mathcal{K} \nabla q \cdot \mathbf{n} \text{ are continuous on each edge } e \in \mathcal{E}_{int}\},$$

$$b(p, q) = \sum_{\kappa \in \mathcal{T}} \int_{\kappa} \mathcal{K} \nabla p \cdot \nabla q \, d\Omega + b_\Gamma(p, q) + b_\partial(p, q), \quad (33)$$

$$l(q) = \sum_{\kappa \in \mathcal{T}} \int_{\kappa} f q \, d\Omega \quad (34)$$

where

$$b_\Gamma(p, q) = \int_{\Gamma_{int}} (\alpha \llbracket p \rrbracket \{ \mathcal{K} \nabla q \cdot \mathbf{n} \} - \{ \mathcal{K} \nabla p \cdot \mathbf{n} \} \llbracket q \rrbracket + \beta \llbracket p \rrbracket \llbracket q \rrbracket) \, ds \quad (35)$$

$$b_\partial(p, q) = \int_{\partial\Omega} (\alpha p \{ \mathcal{K} \nabla q \cdot \mathbf{n} \} - \{ \mathcal{K} \nabla p \cdot \mathbf{n} \} q + \beta p q) \, ds. \quad (36)$$

The bilinear form $b_\Gamma(p, q)$ represents the jump terms on the interior edges of the elements Γ_{int} responsible for weak continuity across the element edges, while $b_\partial(p, q)$, defined on the boundary $\partial\Omega$, enforces Dirichlet boundary condition in a weak sense.

The free parameters α and β play an important role in the stability of discontinuous formulations; see Oden et al. (1998); Dutra do Carmo and Duarte (2002); Alvarez et al. (2006). We should note that β is a penalty parameter which is usually of the order of h^{-1} while α is normally considered in the interval $[-1, 1]$ (Oden et al., 1998; Dutra do Carmo and Duarte, 2002; Arnold et al., 2002).

The choice $\alpha = 1$, though leading to a nonsymmetric bilinear form, is usually adopted for originating a more stable method than the symmetric one. For this choice, we have

$$b(q, q) = \sum_{\kappa \in \mathcal{T}} \int_{\kappa} \mathcal{K} \nabla q \cdot \nabla q \, d\Omega + \int_{\Gamma_{int}} \beta \llbracket q \rrbracket^2 \, ds + \int_{\partial\Omega} \beta q^2 \, ds \quad (37)$$

which proves the stability of this formulation in the broken space.

For $\alpha = -1$ the bilinear form $b(\cdot, \cdot)$ preserves symmetry and Problem B becomes equivalent to the minimization problem associated with the functional

$$J_b(q) = \frac{1}{2}b(q, q) - l(q), \quad (38)$$

in the broken space $H^2(\Omega, \mathcal{T})$. Stability of this symmetric formulation is also proved for appropriate choice of the penalty parameter β (Arnold et al., 2002).

Defining $H_0^2(\Omega, \mathcal{T}) = \{q \in H^2(\Omega, \mathcal{T}), q = 0 \text{ on } \partial\Omega\}$ and taking $\beta = 0$, we present a natural generalization of the extended minimization problem of Bevilacqua et al. (1974) as follows:

Problem Jb. *Find $p \in H_0^2(\Omega, \mathcal{T})$ such that*

$$J_b(p) \leq J_b(q) \quad \forall \quad q \in H_0^2(\Omega, \mathcal{T}) \quad (39)$$

with

$$J_b(q) = \frac{1}{2} \sum_{\kappa \in \mathcal{T}} \int_{\kappa} \mathcal{K} \nabla q \cdot \nabla q \, d\Omega - \int_{\Gamma_{int}} \{\mathcal{K} \nabla q \cdot \mathbf{n}\} \llbracket q \rrbracket \, ds - \sum_{\kappa \in \mathcal{T}} \int_{\kappa} f q \, d\Omega. \quad (40)$$

This minimization problem is equivalent to Problem B with $\alpha = -1$ and $\beta = 0$, restricted to $H_0^2(\Omega, \mathcal{T})$, due to the fact that in Bevilacqua et al. (1974) Dirichlet boundary condition is imposed in the strong sense.

Recently, a renewed interest in discontinuous Galerkin methods has surged for their flexibility in hp adaptivity strategies, naturally allowing variation of the polynomial degrees of the interpolation functions and irregular meshes since no pointwise continuity is imposed at the element interfaces. Additionally, discontinuous Galerkin methods have very interesting local properties, such as conservation, and additional stability compared to classical continuous Galerkin methods (Dutra do Carmo and Duarte, 2002; Alvarez et al., 2006; Brezzi et al., 2006). However, discontinuous Galerkin methods present a serious drawback compared to their continuous counterparts. The explosion of degrees of freedom. This has motivated the selective use of the discontinuous Galerkin formulation given rise to continuous/discontinuous formulations, as in Dawson (2005); Duarte et al. (2000) and Correa and Loula (2007).

5. CONTINUOUS/DISCONTINUOUS FORMULATIONS

As we demonstrated in Section 3.2, the use of $C^0(\Omega)$ Lagrangian interpolations is not adequate for problems in which the primal variable is discontinuous. In Section 4 we discussed some alternative formulations to deal with this kind of problem, using discontinuous basis functions associated with extended variational principles. In this Section we propose a generalization of the $C^0(\Omega)$ Lagrangian based stabilized mixed formulations in which continuity or discontinuity of the velocity and potential fields on the interface Γ are exactly imposed, recovering stability, accuracy and the optimal rates of convergence of classical Lagrangian interpolations.

5.1. Constrained Variational Formulation. For simplicity we limit this presentation to the CGLS stabilization with velocity and potential regular enough in each subdomain Ω_i , $i = 1, 2$. Numerical results confirm that, with this new formulation, we obtain rates of convergence equivalent to the corresponding stabilizations of the homogeneous problem with regular solution. Let

$$\mathcal{U}_j = H_{0,\Gamma_j}(\text{div}, \Omega_j) \cap H(\mathbf{curl} \Lambda_j, \Omega_j)$$

with

$$\begin{aligned} H_{0,\Gamma_j}(\text{div}, \Omega_j) &= \{\mathbf{u} \in H(\text{div}, \Omega_j); \mathbf{u} \cdot \mathbf{n} = 0 \text{ on } \Gamma_j\}, \\ H(\mathbf{curl} \Lambda_j, \Omega_j) &= \left\{ \mathbf{u} \in [L^2(\Omega_j)]^2; \mathbf{curl}(\Lambda_j \mathbf{u}) \in L^2(\Omega_j) \right\}, \end{aligned}$$

and

$$\mathcal{P}_j = H^1(\Omega_j)$$

be the velocity and potential spaces in the subdomain Ω_j , $j = 1, 2$, respectively. Then, defining

$$\begin{aligned} \mathcal{S}_{hj}^l &= \{\varphi_h \in C^0(\Omega_j); \varphi_h|_{\Omega^e} \in \mathbb{P}_{l,l}(\Omega^e) \forall \Omega^e \in \mathcal{T}_h \cap \Omega_j\} \\ \mathcal{U}_{hj}^l &= [\mathcal{S}_{hj}^l]^2 \cap \mathcal{U}_j \\ \mathcal{P}_{hj}^k &= \mathcal{S}_{hj}^k \cap \mathcal{P}_j \end{aligned}$$

we have the following finite element spaces for the admissible variables

$$\begin{aligned} \mathcal{U}_h^l &= \{\mathbf{v}_h; \mathbf{v}_h^1 = \mathbf{v}_h|_{\Omega_1} \in \mathcal{U}_{h1}^l, \mathbf{v}_h^2 = \mathbf{v}_h|_{\Omega_2} \in \mathcal{U}_{h2}^l\} \\ \mathcal{P}_h^k &= \{q_h; q_h^1 = q_h|_{\Omega_1} \in \mathcal{P}_{h1}^k, q_h^2 = q_h|_{\Omega_2} \in \mathcal{P}_{h2}^k\}. \end{aligned}$$

We will also use the spaces of continuous functions

$$\mathcal{U}_{h0}^l = \mathcal{U}_h^l \cap [C^0(\Omega)]^2, \quad \mathcal{P}_{h0}^k = \mathcal{P}_h^k \cap C^0(\Omega).$$

In these spaces, a natural formulation of the CGLS stabilization reads as

Problem CGLS. Find $\{\mathbf{u}_h, p_h\} \in \mathcal{U}_h^l \times \mathcal{P}_h^k$ such that $\forall \{\mathbf{v}_h, q_h\} \in \mathcal{U}_{h0}^l \times \mathcal{P}_{h0}^k$

$$\begin{aligned} B_{\text{CGLS}}^1(\{\mathbf{u}_h^1, p_h^1\}, \{\mathbf{v}_h, q_h\}) + B_{\text{CGLS}}^2(\{\mathbf{u}_h^2, p_h^2\}, \{\mathbf{v}_h, q_h\}) = \\ F_{\text{CGLS}}^1(\{\mathbf{v}_h, q_h\}) + F_{\text{CGLS}}^2(\{\mathbf{v}_h, q_h\}) \end{aligned}$$

with

$$\begin{aligned} B_{\text{CGLS}}^i(\{\mathbf{u}_h, p_h\}, \{\mathbf{v}_h, q_h\}) &= (\Lambda \mathbf{u}_h, \mathbf{v}_h)_{\Omega_i} - (\text{div } \mathbf{v}_h, p_h)_{\Omega_i} - (\text{div } \mathbf{u}_h, q_h)_{\Omega_i} \\ &\quad - \frac{1}{2} (K (\Lambda \mathbf{u}_h + \nabla p_h), \Lambda \mathbf{v}_h + \nabla q_h)_{\Omega_i} \\ &\quad + \frac{1}{2} (\lambda \text{div } \mathbf{u}_h, \text{div } \mathbf{v}_h)_{\Omega_i} + \frac{1}{2} (K \mathbf{curl}(\Lambda \mathbf{u}_h), \mathbf{curl}(\Lambda \mathbf{v}_h))_{\Omega_i}, \\ F_{\text{CGLS}}^i(\{\mathbf{v}_h, q_h\}) &= -(f, q_h)_{\Omega_i} + \frac{1}{2} (\lambda f, \text{div } \mathbf{v}_h)_{\Omega_i}, \end{aligned}$$

plus the discrete interface conditions

$$p_h^1 = p_h^2 \quad \text{on } \Gamma \tag{41}$$

$$\mathbf{u}_h^1 \cdot \mathbf{n} = \mathbf{u}_h^2 \cdot \mathbf{n} \quad \text{on } \Gamma \tag{42}$$

$$\Lambda_1 \mathbf{u}_h^1 \cdot \boldsymbol{\tau} = \Lambda_2 \mathbf{u}_h^2 \cdot \boldsymbol{\tau} \quad \text{on } \Gamma. \tag{43}$$

One typical way to impose the above conditions on the interface Γ is using Lagrange multiplier. We propose a simpler method consisting in imposing the interface conditions at element level leading to a global problem similar to the corresponding $C^0(\Omega)$ finite element formulations presented in Section 3.2.

5.2. An Auxiliary Unconstrained Formulation. Let $\mathbf{n}_1 = \mathbf{n}$ be the outward normal to the boundary of Ω_1 at a generic point $P(\mathbf{x})$ on the interface Γ . Thus, for $\epsilon > 0$

$$\mathbf{u}^1 = \lim_{\epsilon \rightarrow 0} \mathbf{u}(\mathbf{x} - \epsilon \mathbf{n})$$

$$\mathbf{u}^2 = \lim_{\epsilon \rightarrow 0} \mathbf{u}(\mathbf{x} + \epsilon \mathbf{n}).$$

We should observe that

$$\lim_{\epsilon \rightarrow 0} \mathcal{K}^{-1}(\mathbf{x} - \epsilon \mathbf{n}) \mathbf{u}(\mathbf{x} - \epsilon \mathbf{n}) \cdot \boldsymbol{\tau} = \mathcal{K}_1^{-1} \mathbf{u}^1 \cdot \boldsymbol{\tau} = \mathcal{K}_2^{-1} \mathbf{u}^2 \cdot \boldsymbol{\tau} = \lim_{\epsilon \rightarrow 0} \mathcal{K}^{-1}(\mathbf{x} + \epsilon \mathbf{n}) \mathbf{u}(\mathbf{x} + \epsilon \mathbf{n}) \cdot \boldsymbol{\tau}$$

which implies $\mathbf{u}^1 \cdot \boldsymbol{\tau} \neq \mathbf{u}^2 \cdot \boldsymbol{\tau}$ for $\mathcal{K}_1 \neq \mathcal{K}_2$. Thus, the $C^0(\Omega)$ Lagrangian interpolation for the velocity field is obviously incompatible with this last condition since it imposes exactly

$$\mathbf{u}_h^1 \cdot \mathbf{n} = \mathbf{u}_h^2 \cdot \mathbf{n} \quad \text{and} \quad \mathbf{u}_h^1 \cdot \boldsymbol{\tau} = \mathbf{u}_h^2 \cdot \boldsymbol{\tau} \quad (44)$$

on the interfaces of the elements. In this case, the approximate solution \mathbf{u}_h at a global node on Γ will represent an intermediate value of the discontinuous solution. Our idea is to impose exactly the constraints (41), (42) and (43) on the interface of discontinuity and assemble the global finite element approximation in terms of a continuous reference “solution” $\{\bar{\mathbf{u}}_h, \bar{p}_h\}$ related with the true solution $\{\mathbf{u}_h, p_h\}$ through a linear transformation. This approach leads to a finite element formulation with the same connectivity of the stabilized mixed $C^0(\Omega)$ formulation in which the reference pair $\{\bar{\mathbf{u}}_h, \bar{p}_h\}$ is obtained solving the following problem:

Problem CGLS $_{\pi}$. Find $\{\bar{\mathbf{u}}_h, \bar{p}_h\} \in \mathcal{U}_{h0}^l \times \mathcal{P}_{h0}^k$ such that

$$B_{\text{CGLS}}^{\pi}(\{\bar{\mathbf{u}}_h, \bar{p}_h\}, \{\bar{\mathbf{v}}_h, \bar{q}_h\}) = F_{\text{CGLS}}^{\pi}(\{\bar{\mathbf{v}}_h, \bar{q}_h\}) \quad \forall \{\bar{\mathbf{v}}_h, \bar{q}_h\} \in \mathcal{U}_{h0}^l \times \mathcal{P}_{h0}^k$$

with

$$B_{\text{CGLS}}^{\pi}(\{\bar{\mathbf{u}}_h, \bar{p}_h\}, \{\bar{\mathbf{v}}_h, \bar{q}_h\}) = B_{\text{CGLS}}^1(\{\pi \mathbf{u}_h^1, p_h\}, \{\pi \mathbf{v}_h^1, q_h\}) + B_{\text{CGLS}}^2(\{\pi \mathbf{u}_h^2, p_h\}, \{\pi \mathbf{v}_h^2, q_h\})$$

$$F_{\text{CGLS}}^{\pi}(\{\bar{\mathbf{v}}_h, \bar{q}_h\}) = F_{\text{CGLS}}^1(\{\pi \mathbf{v}_h^1, q_h\}) + F_{\text{CGLS}}^2(\{\pi \mathbf{v}_h^2, q_h\})$$

and π denoting a linear transformation from \mathcal{U}_h^l to \mathcal{U}_{h0}^l defined by strongly imposing the interface conditions.

In the next section, taking Ω_2 as a reference subdomain, we define the linear transformation $\pi : \mathcal{U}_h^l \rightarrow \mathcal{U}_{h0}^l$ and construct the element matrices and load vectors of the elements belonging to Ω_1 adjacent to the interface Γ , which are the only elements whose matrices and vectors will be affected by this transformation.

5.3. Imposing the Interface Conditions. We start by choosing the reference solution $\bar{\mathbf{u}}_h|_{\Omega_2} = \mathbf{u}_h^2$ and $\bar{p}_h|_{\Omega_2} = p_h^2$. Thus, in matrix form we write

$$U_h^2 = \begin{Bmatrix} \mathbf{u}_h^2 \\ p_h^2 \end{Bmatrix} = \bar{U}_h = [I] \begin{Bmatrix} \bar{\mathbf{u}}_h \\ \bar{p}_h \end{Bmatrix}, \quad (45)$$

where $[I]$ is the identity. This equation relates U_h^1 to the reference solution. From equations (41), (42) and (43) we can write

$$T_1 U_h^1 = T_2 U_h^2 = T_2 \bar{U}_h \quad \text{on} \quad \Gamma,$$

with the Cartesian matrix of T_i given by

$$[T_i] = \begin{bmatrix} \lambda_{11}^i \tau_1 + \lambda_{21}^i \tau_2 & \lambda_{12}^i \tau_1 + \lambda_{22}^i \tau_2 & 0 \\ \mathbf{n}_1 & \mathbf{n}_2 & 0 \\ 0 & 0 & 1 \end{bmatrix} \quad (46)$$

where (τ_1, τ_2) and $(\mathbf{n}_1, \mathbf{n}_2)$ are the Cartesian components of the unit vectors τ and \mathbf{n} , respectively, and λ_{lm}^i are the components of the hydraulic resistivity tensor $\Lambda_i = \mathcal{K}_i^{-1}$. Using the fact that T_1 (and also T_2) is invertible, as a consequence of

$$\det [T_i] = \Lambda_i \tau \cdot \tau > 0,$$

we get

$$U_h^1 = T_1^{-1} T_2 \bar{U}_h \quad \text{on} \quad \Gamma. \quad (47)$$

Introducing the matrices

$$[Q_i] = \begin{bmatrix} \lambda_{11}^i \tau_1 + \lambda_{21}^i \tau_2 & \lambda_{12}^i \tau_1 + \lambda_{22}^i \tau_2 \\ \mathbf{n}_1 & \mathbf{n}_2 \end{bmatrix} \quad (48)$$

for $i = 1, 2$, we can define the linear transformation π at each node of the mesh, and consequently at any point of the subdomains Ω_1 and Ω_2 using the finite element interpolation functions, as follows:

1. $[\pi] = [I]$ at any node of the mesh belonging to Ω_2 or Ω_1/Γ ,
2. $[\pi] = [Q] = [Q_1]^{-1}[Q_2]$ at any node of the mesh belonging to $\Omega_1 \cap \Gamma$.

Using equations (45) and (47) we are able to pose the interface problem in terms of a continuous global vector of unknowns $\{\bar{U}\}$ only. This can be done at element level as follows. Let $\{U^e\}$ be the array of unknowns of a generic element Ω^e with just one edge belonging to the interface of discontinuity, and $\{U_\Gamma^e\}$ the unknowns associated with the nodes on that edge belonging to the interface. By using (47) to each node on Γ , we can construct a matrix $[T_\Gamma]$ and write

$$\{U_\Gamma^e\} = [T_\Gamma] \{U_\Gamma^{e'}\} \quad (49)$$

where Ω^e and $\Omega^{e'}$ are elements that share the interface of material discontinuity. Choosing $\{U_\Gamma^{e'}\}$ as reference we have

$$\{U^e\} = \begin{Bmatrix} \{U_{\Omega \setminus \Gamma}^e\} \\ \text{---} \\ [T_\Gamma] \{U_\Gamma^{e'}\} \end{Bmatrix} = [T] \begin{Bmatrix} \{U_{\Omega \setminus \Gamma}^e\} \\ \text{---} \\ \{U_\Gamma^{e'}\} \end{Bmatrix}$$

or

$$\{U^e\} = [T] \{\bar{U}^e\} \quad (50)$$

where $[T]$ is the matrix of the linear transformation mapping $\{\bar{U}^e\}$ in $\{U^e\}$. The contribution of the element Ω^e to the global stiffness $[K]$ is given by:

$$[\tilde{K}^e]\{U^e\} = [T]^T [K^e] [T] \{\bar{U}^e\} = [\bar{K}^e] \{\bar{U}^e\},$$

with the new matrix $[\bar{K}^e] = [T]^T [K^e] [T]$ preserving the symmetry. The corresponding load vector is $\{\bar{F}^e\} = [T]^T \{F^e\}$.

The continuous/discontinuous approximation $\{U^e\}$ on the interface is obtained at element-level using (50) after solving the global system in $\{\bar{U}\}$.

5.4. Stability. We observe that Problem CGLS_π is a compatible C^0 formulation that fits in the class of stabilized mixed methods described in Section 3.2. For the CGLS method, the following result on stability in the sense of Babuška is proved in Correa and Loula (2008): *There exists a constant $\alpha > 0$ such that $\forall \{\mathbf{v}_h, q_h\} \in \mathcal{U}_{h0}^l \times \mathcal{P}_{h0}^k$*

$$\sup_{\{\bar{\mathbf{v}}_h, \bar{q}_h\} \in \mathcal{U}_{h0}^l \times \mathcal{P}_{h0}^k} \frac{B_{\text{CGLS}}^\pi(\{\bar{\mathbf{u}}_h, \bar{p}_h\}, \{\bar{\mathbf{v}}_h, \bar{q}_h\})}{\|\{\bar{\mathbf{v}}_h, \bar{q}_h\}\|_{\mathcal{U} \times \mathcal{P}}} \geq \alpha \|\{\pi \bar{\mathbf{u}}_h, \bar{p}_h\}\|_{\mathcal{U} \times \mathcal{P}} \quad (51)$$

where

$$\|\{\mathbf{u}, p\}\|_{\mathcal{U} \times \mathcal{P}} = \|\mathbf{u}\|^2 + \|\text{div } \mathbf{u}\|^2 + \|\text{curl } \Lambda \mathbf{u}\|^2 + \|\nabla p\|^2. \quad (52)$$

Considering that π is continuous and bounded below, we have

$$\|\{\pi \bar{\mathbf{u}}_h, \bar{p}_h\}\|_{\mathcal{U} \times \mathcal{P}} \geq \bar{\beta} \|\{\bar{\mathbf{u}}_h, \bar{p}_h\}\|_{\mathcal{U} \times \mathcal{P}} \quad (53)$$

with $\bar{\beta} > 0$, and the stability of Problem CGLS_π is proved. As the bilinear form $B_{\text{CGLS}}^\pi(\cdot, \cdot)$ and the linear functional $F_{\text{CGLS}}^\pi(\cdot)$ are continuous, existence and uniqueness of solution of Problem CGLS_π follow from (51) using the main lemma of Babuška (1971).

We have also considered the following non-symmetric auxiliary problem

Problem CGLS_π^{ns} . Find $\{\bar{\mathbf{u}}_h, \bar{p}_h\} \in \mathcal{U}_{h0}^l \times \mathcal{P}_{h0}^k$ such that

$$B_{\text{CGLS}}^{\pi ns}(\{\bar{\mathbf{u}}_h, \bar{p}_h\}, \{\mathbf{v}_h, q_h\}) = F_{\text{CGLS}}(\{\mathbf{v}_h, q_h\}) \quad \forall \{\mathbf{v}_h, q_h\} \in \mathcal{U}_{h0}^l \times \mathcal{P}_{h0}^k$$

with

$$B_{\text{CGLS}}^{\pi ns}(\{\bar{\mathbf{u}}_h, \bar{p}_h\}, \{\mathbf{v}_h, q_h\}) = B_{\text{CGLS}}^1(\{\pi \mathbf{u}_h^1, p_h\}, \{\mathbf{v}_h, q_h\}) + B_{\text{CGLS}}^2(\{\pi \mathbf{u}_h^2, p_h\}, \{\mathbf{v}_h, q_h\})$$

and $F_{\text{CGLS}}(\{\mathbf{v}_h, q_h\}) = F_{\text{CGLS}}^1(\{\mathbf{v}_h, q_h\}) + F_{\text{CGLS}}^2(\{\mathbf{v}_h, q_h\})$.

The asymmetry of this formulation comes from the fact that the linear transformation π is not applied to the weighting functions as in Problem CGLS_π . We should observe that this nonsymmetric formulation has the same stability property of the symmetric one, since, for a given pair $\{\bar{\mathbf{u}}_h, \bar{p}_h\}$, we can always choose $\mathbf{v}_h = \bar{\mathbf{u}}_h$ and $q_h = -\bar{p}_h$ to prove a stability condition equivalent to (51). A complete numerical analysis of these formulations will be presented in a forthcoming paper.

5.5. Checking the Rates of Convergence. Now we proceed the convergence study for the anisotropic heterogeneous problem, considered in Section 3.3, by imposing the interface conditions on the stabilized methods presented before. The exact y component of the velocity field and its approximation by CGLS with 8×8 bilinear quadrilaterals are shown in Figures 6a and 6b, respectively.

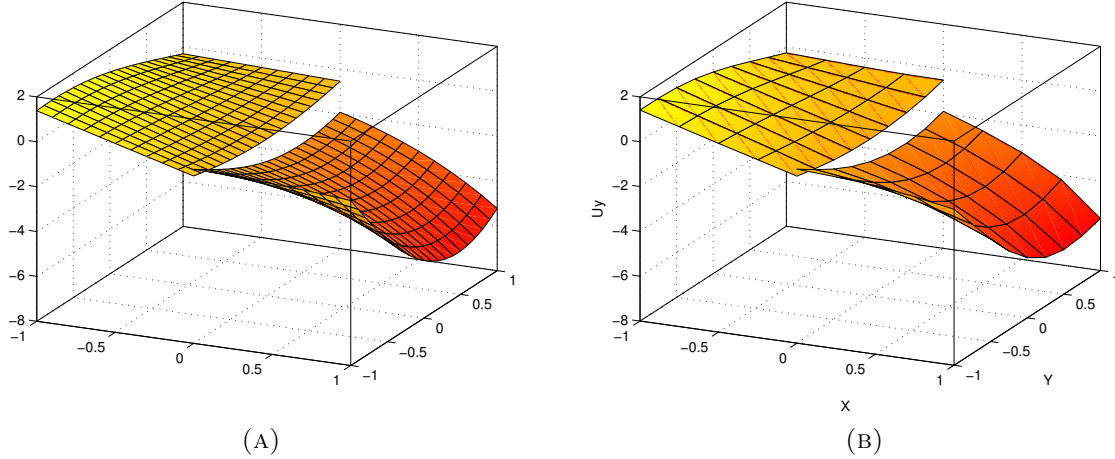


FIGURE 6. Component u_y ; (a) Exact and (b) approximated by CGLS with 8×8 bilinear elements.

Convergence results of velocity approximations for Q1 and Q2 elements with continuous/discontinuous stabilizations are presented in Figures 7a and 7b, respectively. The CGLS and HVM methods present convergence rates close to $O(h^{2.0})$ for Q1, while MGLS leads to $O(h^{1.5})$ convergence. The results for Q2 elements fits with that expected for homogeneous problems with regular solutions: $O(h^{2.0})$ for MGLS and HVM, and to $O(h^{3.0})$ for CGLS.

The results for the divergence of the velocity, shown in Figures 8a and 8b, and for the potential, presented in Figures 9a e 9b indicate the same stability behavior of the velocity approximation, leading to convergence rates typical of those predicted by the numerical analysis for homogeneous problems with regular solutions.

6. CONCLUDING REMARKS

Taking as a model problem Darcy flow in heterogeneous porous media, we present some comments on finite element approximations of second order elliptic problems with variable coefficients presenting an interface of discontinuity.

The starting point is a single field minimization problem associated with an extended functional proposed by Bevilacqua, Feijóo and Rojas (Bevilacqua et al., 1974). We observe that this approach is closely related to discontinuous Galerkin finite element formulations.

Residual based stabilized mixed methods are reviewed in the context of Darcy flow in homogeneous porous media and extended to heterogeneous media with an interface

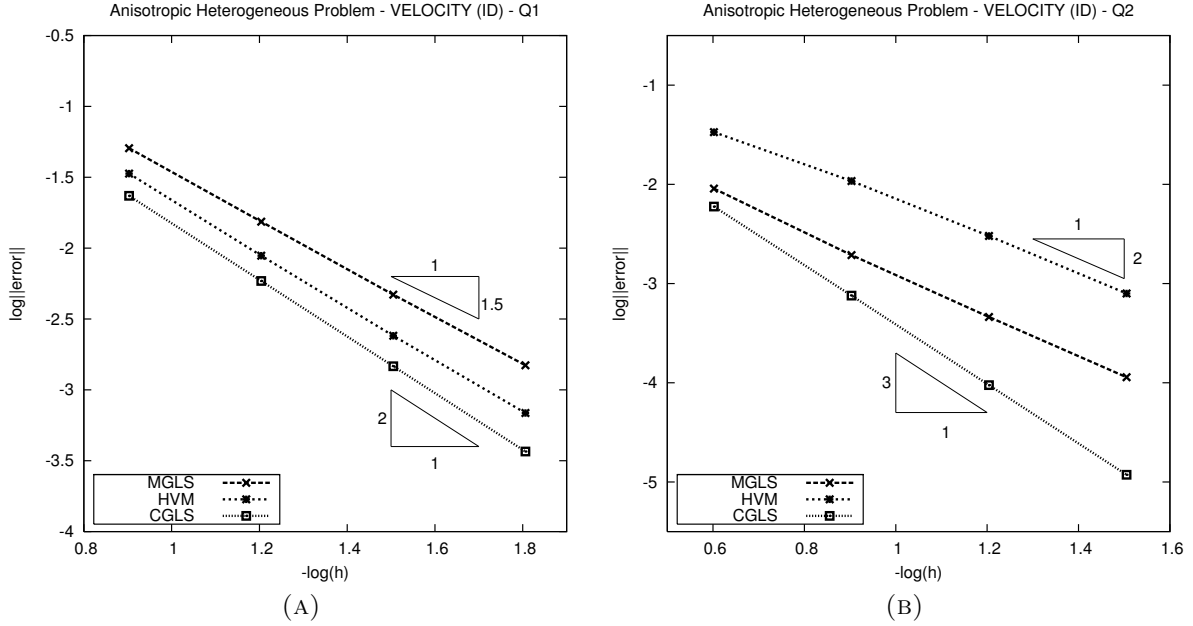


FIGURE 7. Convergence study for an anisotropic heterogeneous problem by capturing the discontinuity; Velocity with (a) bilinear elements and (b) biquadratic elements.

of discontinuity. Stabilized mixed methods associated with C^0 Lagrangian interpolation present highly stable and accurate approximations for second order elliptic problems with globally smooth solutions.

As continuous interpolations are not adequate to approximate discontinuous fields in heterogeneous media, we propose generalizations of the stabilized mixed methods, based on Galerkin Least-Squares formulations, for Darcy flow in heterogeneous porous media with interfaces of discontinuities. By exactly imposing the continuity/discontinuity constraints on the interface we can recover stability, accuracy and the optimal rates of convergence of classical Lagrangian interpolations when applied to globally smooth problems.

With the proposed formulation, the continuity/discontinuity interface constraints are imposed at element level leading to a global problem similar to the corresponding C^0 finite element formulation.

Numerical results illustrate the performance of the proposed methods. Convergence studies for a heterogeneous and anisotropic porous medium with a smooth interface of discontinuity confirm the same rates of convergence predicted for homogeneous problem with smooth solutions.

ACKNOWLEDGEMENTS

The authors thank to Fundação Carlos Chagas Filho de Amparo à Pesquisa do Estado do Rio de Janeiro (FAPERJ) and to Conselho Nacional de Desenvolvimento Científico e Tecnológico (CNPq) for the sponsoring.

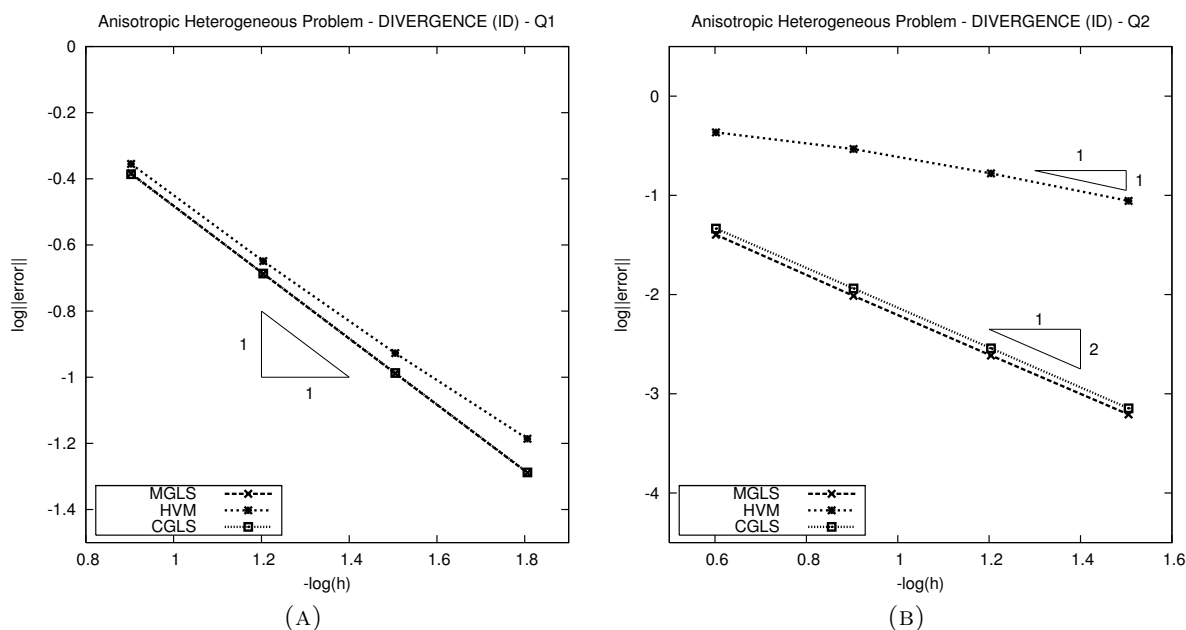


FIGURE 8. Convergence study for an anisotropic heterogeneous problem by capturing the discontinuity; Divergence of velocity with (a) bilinear elements and (b) biquadratic elements.

REFERENCES

- Alvarez, G. B., Loula, A. F. D., Dutra do Carmo, E. D., Rochinha, F. A., 2006. A discontinuous finite element formulation for the Helmholtz equation. *Computer Methods in Applied Mechanics and Engineering* 195, 4018–4035.
- Arnold, D. N., 1982. An interior penalty finite element method with discontinuous elements. *SIAM J. Numer. Anal.* 19, 742–760.
- Arnold, D. N., Brezzi, F., Cockburn, B., Marini, D., 2002. A unified analysis of discontinuous Galerkin methods for elliptic problems. *SIAM J. Numer. Anal.* 39, 1749–1779.
- Babůska, I., 1971. Error bounds for finite element method. *Numerische Mathematik* 16, 322–333.
- Barrenechea, G., Franca, L. P., Valentin, F., 2007. A Petrov-Galerkin enriched method: A mass conservative finite element method for the Darcy equation. *Computer Methods in Applied Mechanics and Engineering* 196, 2449–2464.
- Bevilacqua, L., Feijóo, R. A., Rojas, L. F., 1974. A variational principle for the Laplace operator with application in the torsion of composite rods. *Int. J. Solids Structures* 10, 1091–1102.
- Brezzi, F., 1974. On the existence, uniqueness and approximation of saddle point problems arising from lagrange multipliers. *RAIRO Analyse numérique/Numerical Analysis* 8(R-2), 129–151.
- Brezzi, F., Cockburn, B., Marini, L. D., Süli, E., 2006. Stabilization mechanisms in discontinuous Galerkin finite element methods. *Computer Methods in Applied Mechanics and Engineering* 195, 3293–3310.

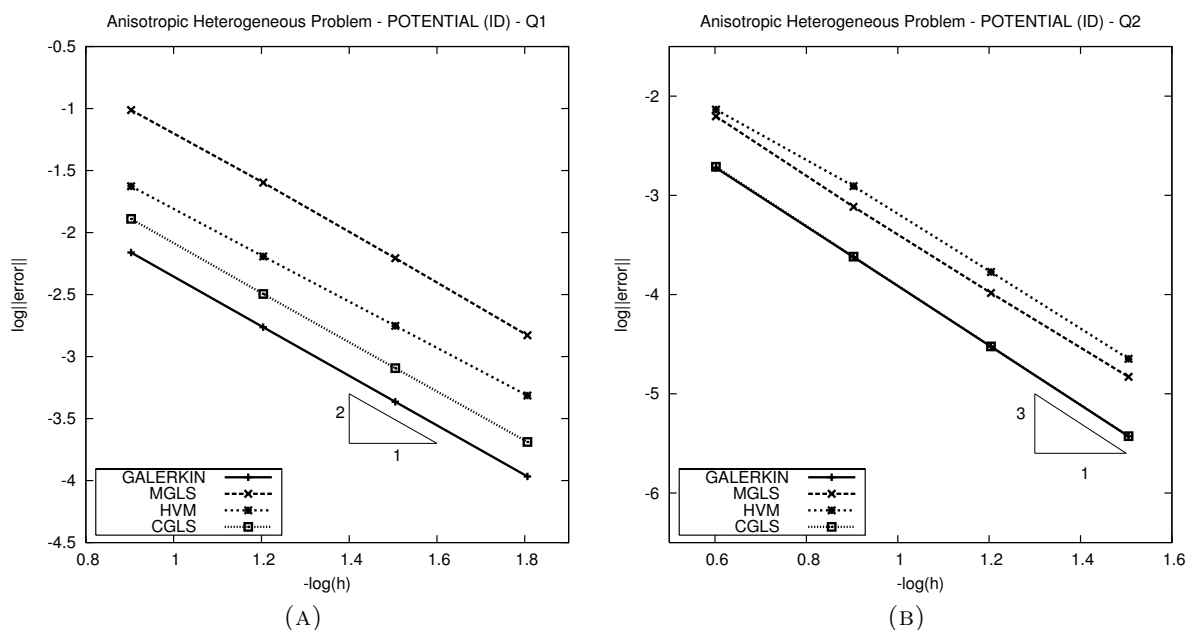


FIGURE 9. Convergence study for an anisotropic heterogeneous problem by capturing the discontinuity; Potential with (a) bilinear elements and (b) biquadratic elements.

- Brezzi, F., Douglas Jr., J., Marini, L. D., 1985. Two families of mixed finite elements for second order elliptic problems. *Numerische Mathematik* 47, 217–235.
- Brezzi, F., Fortin, M., 1991. *Mixed and Hybrid Finite Element Methods*. Vol. 15 of Springer Series in Computational Mathematics. Springer-Verlag, New York.
- Brezzi, F., Hughes, T. J. R., Marini, L. D., Masud, A., 2005. A mixed discontinuous Galerkin method for Darcy flow. *SIAM J. Scientific Comput.* 22-23, 119–145.
- Ciarlet, P. G., 1978. *The Finite Element Method for Elliptic Problems*. Studies in Mathematics and its Applications. North-Holland Publishing Company.
- Cordes, C., Kinzelbach, W., 1992. Continuous groundwater velocity fields and path lines in linear, bilinear and trilinear finite elements. *Water Resources Research* 28 (11), 2903–2911.
- Correa, M. R., 2006. *Stabilized Finite Element Methods for Darcy and Coupled Stokes-Darcy Flows*. D.Sc. Thesis, LNCC, Petrópolis, RJ, Brazil (in Portuguese).
- Correa, M. R., Loula, A. F. D., 2007. Stabilized velocity post-processings for Darcy flow in heterogenous porous media. *Communications in Numerical Methods in Engineering* 23, 461–489.
- Correa, M. R., Loula, A. F. D., 2008. Unconditionally stable mixed finite element methods for Darcy flow. *Computer Methods in Applied Mechanics and Engineering* 197, 1525–1540.
- Crumpton, P. I., Shaw, G. J., Ware, A. F., 1995. Discretisation and multigrid solution of elliptic equations with mixed derivative terms and strongly discontinuous coefficients. *Journal of Computational Physics* 116, 343–358.

- Dawson, C., 2005. Coupling local discontinuous and continuous Galerkin methods for flow problems. *Water Resources Research* 28, 729–744.
- Douglas, J., Dupont, T., 1976. Interior penalty procedures for elliptic and parabolic Galerkin methods. *Lecture Notes in Physics* 58, 207–216.
- Duarte, A. V. C., Rochinha, F. A., Dutra do Carmo, E. G., 2000. Discontinuous finite element formulations applied to cracked elastic domains. *Computer Methods in Applied Mechanics and Engineering* 185, 21–36.
- Durlofsky, L. J., 1994. Accuracy of mixed and control volume finite element approximations to Darcy velocity and related quantities. *Water Resources Research* 30 (4), 965–973.
- Dutra do Carmo, E. G., Duarte, A. V. C., 2002. New formulations and numerical analysis of discontinuous Galerkin methods. *Computational and Applied Mathematics* 21, 661–715.
- Franca, L. P., Hughes, T. J. R., 1988. Two classes of mixed finite element methods. *Computer Methods in Applied Mechanics and Engineering* 69, 89–129.
- Franca, L. P., Hughes, T. J. R., Loula, A. F. D., Miranda, I., 1988. A new family of stable elements for nearly incompressible elasticity based on a mixed Petrov-Galerkin method. *Numerische Mathematik* 53, 123–141.
- Gelfand, I. M., Fomin, S. V., 1963. *Calculus of Variations*. Prentice-Hall.
- Georgoulis, E. H., Süli, E., 2005. Optimal error estimates for the hp-version interior penalty discontinuous Galerkin finite element method. *IMA Journal of Numerical Analysis* 25, 205–220.
- Hughes, T. J. R., Masud, A., Wan, J., 2006. A stabilized mixed discontinuous Galerkin method for Darcy flow. *Computer Methods in Applied Mechanics and Engineering* 195, 3347–3381.
- Loula, A. F. D., Hughes, T. J. R., Franca, L. P., 1987. Mixed Petrov-Galerkin methods for the Timoshenko beam problem. *Computer Methods in Applied Mechanics and Engineering* 63, 133–154.
- Loula, A. F. D., Rochinha, F. A., Murad, M. A., 1995. Higher-order gradient post-processings for second-order elliptic problems. *Computer Methods in Applied Mechanics and Engineering* 128, 361–381.
- Loula, A. F. D., Toledo, E. M., 1988. Dual and Primal Mixed Petrov-Galerkin Finite Element Methods in Heat Transfer Problems. LNCC - Technical Report 048/88.
- Masud, A., Hughes, T. J. R., 2002. A stabilized finite element method for Darcy flow. *Computer Methods in Applied Mechanics and Engineering* 191, 4341–4370.
- Mosé, R., Siegel, P., Ackerer, P., 1994. Application of the mixed hybrid finite element approximation in a groundwater flow model: Luxury or necessity? *Water Resources Research* 30 (11), 3001–3012.
- Oden, J. T., Babuška, I., Baumann, C. E., 1998. A discontinuous hp finite element for diffusion problems. *J. Comput. Phys.* 146, 491–519.
- Raviart, P. A., Thomas, J. M., 1977. A mixed finite element method for second order elliptic problems. In: *Math. Aspects of the F.E.M.* No. 606 in *Lecture Notes in Mathematics*. Springer-Verlag, pp. 292–315.
- Silva, R. C. C., Loula, A. F. D., 2002. Local residual error estimator and adaptive finite element analysis of Poisson’s problems. *Computers & Structures* 80, 2027–2034.

- Toledo, E. M., 1990. New Mixed Finite Element Formulations With Post-Processing Schemes. D.Sc. Thesis, COPPE/UFRJ, Rio de Janeiro, RJ, Brazil (in Portuguese).
- Wheeler, M. F., 1978. An elliptic collocation-finite element method with interior penalties. SIAM J. Numer. Anal. 15, 152–161.