

MLOps with Microservices: A Case Study on the Maritime Domain

Renato Cordeiro Ferreira^{1,2,3}[0000–0001–7296–7091],
Rowanne Trapmann^{1,2,3}[0009–0000–1851–7508], and
Willem-Jan van den Heuvel^{1,2,3}[0000–0003–2929–413X]

¹ Jheronimus Academy of Data Science (JADS), 's-Hertogenbosch, The Netherlands

² Eindhoven University of Technology (TUE), Eindhoven, The Netherlands

³ Tilburg University (TiU), Tilburg, The Netherlands

`r.cordeiro.ferreira@jads.nl`

`W.J.A.M.vdnHeuvel@tilburguniversity.edu`

`r.i.a.h.trapmann@tue.nl`

Abstract. This case study describes challenges and lessons learned on building OCEAN GUARD: a Machine Learning-Enabled System (MLES) for anomaly detection in the maritime domain. First, the paper presents the system's specification and architecture. OCEAN GUARD was designed with a microservices architecture to enable multiple teams to work on the project in parallel. Then, the paper discusses how the developers adapted contract-based design to MLOps for achieving that goal. As an MLES, OCEAN GUARD employs code, model, and data contracts to establish guidelines between its services. This case study hopes to inspire software engineers, machine learning engineers, and data scientists to leverage similar approaches for their systems.

Keywords: Microservices · MLOps · Software Architecture · Machine Learning Enabled Systems · Maritime Domain · Case Study

1 Introduction

Maritime transportation is the cornerstone of global trade and commerce, facilitating the movement of goods and commodities across vast distances. The maritime domain represents one of the most dynamic and complex operational environments in global logistics and transportation. It is characterized by continuous movement across international boundaries, varying regulatory frameworks, and vulnerability to unpredictable weather conditions. As such, maritime operations generate a large amount of heterogeneous data from multiple sources.

The digital transformation of the maritime industry has accelerated in recent years, driven by economic pressures, environmental regulations, and safety concerns [3]. According to the International Maritime Organization (IMO), ships now function as floating data centers, equipped with hundreds of sensors. Improving maritime navigation and communication by facilitating the implementation of safe data sharing between vessels and between vessels and shore-based systems through automation [1]. This complex web of information flows across organizational boundaries between shipping companies, port authorities, maritime safety agencies, and commercial partners [8].

This rich data ecosystem presents opportunities and challenges, including the potential for predictive analytics, anomaly detection, and route optimization using Machine Learning (ML) [2]. However, extracting actionable insights requires systems capable of ingesting, processing, and analyzing different data streams at scale while maintaining operational reliability in an environment where connectivity and conditions rapidly change [16]. Machine Learning Operations (MLOps) refers to a collection of best practices, sets of concepts, and development culture that aims to achieve that goal [10].

Since 2015, the microservices architectural style has emerged as a promising approach to address challenges of modularity, scalability, and resilience by decomposing complex systems into smaller, independently deployable services with well-defined interfaces [13,15]. This approach can be particularly suited to the maritime domain’s nature, where specialized components can be designed to handle different maritime data sources and analytical needs.

The novel field of Software Engineering for Artificial Intelligence (SE4AI) studies the adaptation of Software Engineering techniques for the creation of ML-Enabled Systems (MLES) [9]. Since 2022, different reference architectures have been proposed for them [11,5,10]. Fundamentally, they describe these systems as containing multiple components, which can be divided across different services.

This experience report describes the development of OCEAN GUARD: an ML-Enabled System (MLES) for anomaly detection in the maritime domain. [Section 2](#) details the functional and non-functional requirements considered for the system. [Section 3](#) gives an overview of the system’s microservices architecture. [Section 4](#) focuses on the OCEAN GUARD API, designed with a hexagonal architecture using Domain-Driven Design (DDD). [Section 5](#) shows the different teams involved in the development of the tool. [Section 6](#) describes how the developers adapted contract-based design to MLES for developing different components in parallel. [Section 7](#) lists the main challenges during the development of the OCEAN GUARD tool. [Section 8](#) then summarizes the key lessons learned, related to applying development techniques from microservices to MLES. Finally, [section 9](#) lists the main contributions of the paper and future work.

Unfortunately, given the sensitivity of the project, this paper does not address OCEAN GUARD data model or its anomaly detection techniques. Instead, it focuses on the high-level architecture design, which may inspire other researchers and practitioners developing similar ML-enabled systems.

2 System Specification

This section describes the specification of the OCEAN GUARD tool. Its goal is to analyze and detect anomalies across multiple types of data, unlike other commercially available tools. The section is divided into two parts: *functional* and *non-functional* requirements [14]. They were defined through interviews with the stakeholders of the project during the inception of the OCEAN GUARD tool.

2.1 Functional Requirements

Functional Requirements specify the observable behavior that a system should provide [17]. There are two actors related to the OCEAN GUARD tool. The following descriptions detail the main functionalities associated with them.

An INVESTIGATOR is a human user who uses the tool to obtain clues about anomalous behavior at sea. They must be able to:

- I1. see geolocations (latitude, longitude, timestamp) of marine objects on a map,
- I2. filter geolocations by area of interest, date and time,
- I3. discern different types of marine objects (vessels, structures, or unidentified),
- I4. retrieve geolocations gathered from different data sources,
- I5. check details (metadata) associated with a given marine object,
- I6. highlight the trajectory of a marine object,
- I7. see anomalies identified by the tool in a map,
- I8. filter anomalies by area of interest, date and time, and
- I9. inspect why an anomaly was considered so by the tool.

The ANOMALY DETECTOR is a component of the tool responsible for detecting anomalous behavior of marine objects. It must be able to:

- A1. detect anomalies related to a marine object,
- A2. list anomalies by area of interest, date and time, and
- A3. explain why an anomaly is considered so.

2.2 Non-Functional Requirements

Non-Functional Requirements describe non-domain design considerations that influence the structure of a system and are important for its success [14]. There are four main non-functional requirements proposed for the OCEAN GUARD tool. The following descriptions detail the main characteristics the system should have to attend to its users.

Explainability. The OCEAN GUARD tool should be able to explain why it considers a marine object to be anomalous. For algorithm-based anomaly detection, this means clarifying which decisions were taken until the anomaly was identified. For AI-based anomaly detection, this means using interpretable models (such as tree-based models) or implementing black-box explainability techniques (such as SHAP or LIME).

Compatibility. The OCEAN GUARD tool should be able to interoperate with other existing tools, extending the INVESTIGATOR's current existing capabilities. As such, the tool should follow EU standards that enable quick integration with other ecosystems.

Resiliency. The OCEAN GUARD tool should be able to handle the expected amount of data. This is important because the system may process high-volume and high-velocity data sources, such as those providing tracking data.

Compliance. The OCEAN GUARD tool should be compliant with the latest European laws, including the General Data Protection Regulation (GDPR), and the Artificial Intelligence Act (AI Act). To make data and model management simpler to comply with different regulations, each stakeholder should be able to have their own installation of OCEAN GUARD.

3 System Architecture

This section presents the architecture of the OCEAN GUARD tool, designed to implement the requirements presented in [section 2](#). [Figure 1](#) showcases the components planned for OCEAN GUARD, following the reference architecture representation proposed by Ferreira *et al.* [5].

Data Acquisition. To fulfill the requirements described in [section 2](#), the OCEAN GUARD tool required comprehensive data acquisition capabilities. This subsystem collects data from multiple heterogeneous sources: [3rd party Providers \(1\)](#), [Physical Sensors \(2\)](#), and [Data Crawlers \(3\)](#). The data is stored in one of the two data stores: the [Label Store \(A\)](#) for known data about anomalies – which may come from the [3rd Party Providers \(1\)](#) or the [Web Application \(9\)](#) – and the [Raw Data Store \(B\)](#) for unprocessed data.

Continuous Training. The next step in the implementation was to enable continuous training. Four components were developed for this purpose: a [Synthetic Data Generation Pipeline \(I\)](#); a [Data Augmentation Pipeline \(II\)](#); a [Rule-Based Training Pipeline \(III\)](#); and an [ML-Based Training Pipeline \(IV\)](#). The creation of these pipelines is an opportunity to introduce two critical model management tools: the [Metadata Store \(F\)](#) and the [Model Registry \(G\)](#), which together facilitate model lineage tracking and versioning.

Serving. The [Batch Prediction Pipeline \(VIII\)](#) facilitates efficient processing of large-scale offline predictions, while results are stored in a dedicated [Prediction Store \(H\)](#). Complementing this offline processing capability, the [API Prediction Service \(8\)](#) is the main component of the system, providing low-latency inference capabilities to support real-time application requirements.

Monitoring. The OCEAN GUARD tool requires a [Governance Application \(7\)](#) to enable model monitoring and analysis of system usage. This application interfaces with a dedicated [Telemetry Store \(I\)](#) that will store data about the use of the system while it runs.

Development. Currently, software engineers, data scientists, and machine learning engineers can access the OCEAN GUARD source code maintained in the centralized [Code Repository \(C\)](#). Developers can easily modify the source code by employing one of the pre-configured tools: [Integrated Development Environments \(IDEs\) \(4\)](#) for structured software engineering tasks, and [Notebooks \(5\)](#) for interactive prototyping and analysis. Providing standardized environments allows quick onboarding in the project and a seamless development experience.

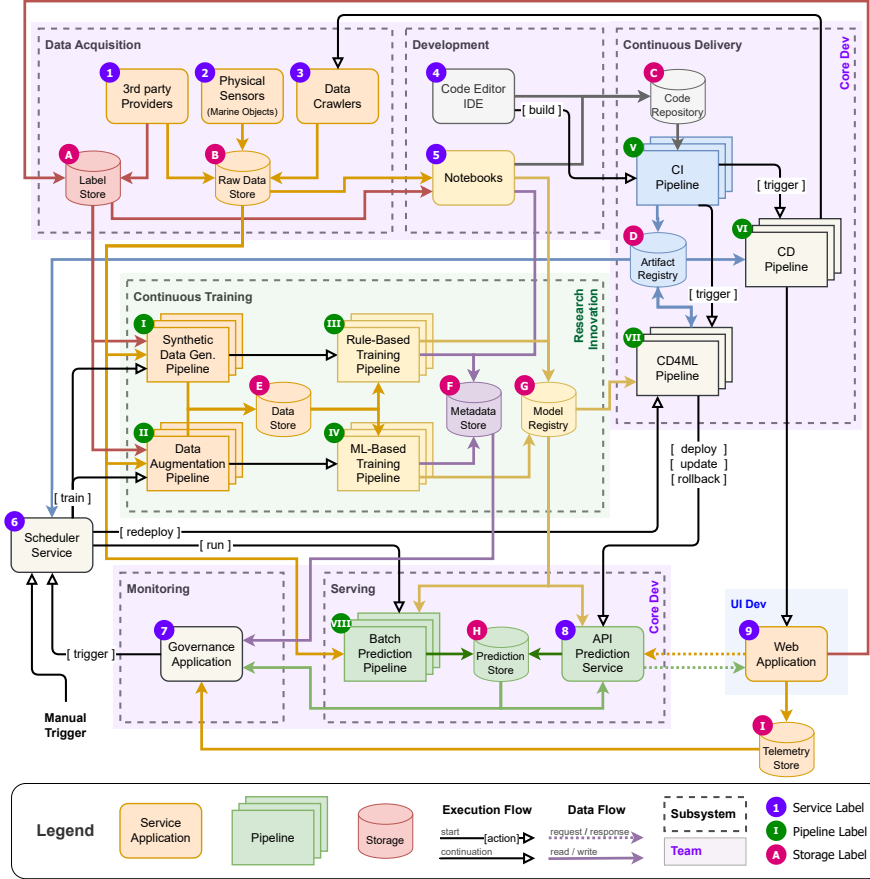


Fig. 1. System Architecture of the OCEAN GUARD tool This architecture follows the same notation introduced by Ferreira *et al.* [5]. Rectangles represent either **applications** or **services**, which execute continuously. Stacked rectangles represent **pipelines**, which execute a task on demand. Lastly, cylinders represent **data storage**, which may be databases of any type. Components are connected by arrows. Black arrows with a hollow tip illustrate the **execution flow**. They start and end in a component. Labeled arrows represent the trigger that starts a workflow, whereas unlabeled arrows represent the continuation of an existing workflow. Colored arrows with a filled tip illustrate the **data flow**. They appear in two types: solid arrows going to and from a data storage represent write and read operations, respectively; dotted arrows represent a sync or async request-response communication between components. Components are colored according to the data they produce: **raw data** (orange), **source code** (blue), **executable artifacts** (green), **ML-specific data** (red), **ML models** (yellow), **ML training metadata** (purple), and **ML model predictions** (dark green). The remaining standalone components orchestrate the execution of others. Components are also grouped into **subsystems**, with their background colored according to the **teams** responsible for their development. **Numbers** (blue), **roman numerals** (green) and **letters** (red) are used as labels throughout section 3.

Continuous Delivery. Following modern software engineering practices, a **Continuous Integration (CI) Pipeline (v)** is used to build and test code. Thereafter, dedicated **Continuous Delivery (CD) Pipelines (VI)** deploy traditional software-based components, whereas specialized **Continuous Delivery of Machine Learning (CD4ML) Pipelines (VII)** do the same for ML-based components. These pipelines interact with a centralized **Artifact Registry (D)** that maintains versioned software components, containerized applications and serialized models, ensuring reproducibility and traceability throughout the development cycle.

4 API Architecture

This section dives deeper into the architecture of the OCEAN GUARD API, which corresponds to the **API Prediction Service (8)** in the architecture presented in [section 3](#). The OCEAN GUARD API is the center of the ML-Enabled System, since it applies the rule-based and machine-learning-based anomaly detection models over the data received by the system.

[Figure 2](#) represents the key components of the API according to a *hexagonal architecture*, also known as *onion* or *clean architecture* [12]. This architectural pattern is designed to enhance flexibility and maintainability of a system by ensuring that its core business logic remains independent of external technologies.

According to the *hexagonal architecture* pattern, the system can be divided into three key elements: *core*, *ports*, and *adapters*. The system follows a dependency rule: As one moves inward towards the core, the level of abstraction and the scope of policy increases. Specifically, the deeper layers of the architecture encapsulate higher-level policies and overarching business rules, while the outer layers handle more concrete implementation details. The core, being the innermost layer, represents the most general and highest level of abstraction [12].

Core. Responsible for implementing the business logic. The OCEAN GUARD API follows the patterns of Domain-Driven Design (DDD) [4]: *entities* and *value objects* represent the key objects related to the maritime domain. The *services*, also known as *use cases* [12], orchestrate the lifecycle of these objects.

Ports. Responsible for establishing the contract and managing the communication between the core and the adapters. Within the OCEAN GUARD API, key components such as database repositories, dependency injection, security mechanisms, and web routers are defined as *ports*, facilitating the necessary integrations and ensuring external concerns do not impact the core business logic.

Adapters. Responsible for communication with external dependencies, making key details of the business logic. Adapters are categorized based on their dependencies: reading and output. Within the OCEAN GUARD API, *reading* adapters include the model adapter, third-party API adapter, storage adapter, database adapter, and configuration adapter, whereas *output* adapters include the web adapter and the cache adapter.

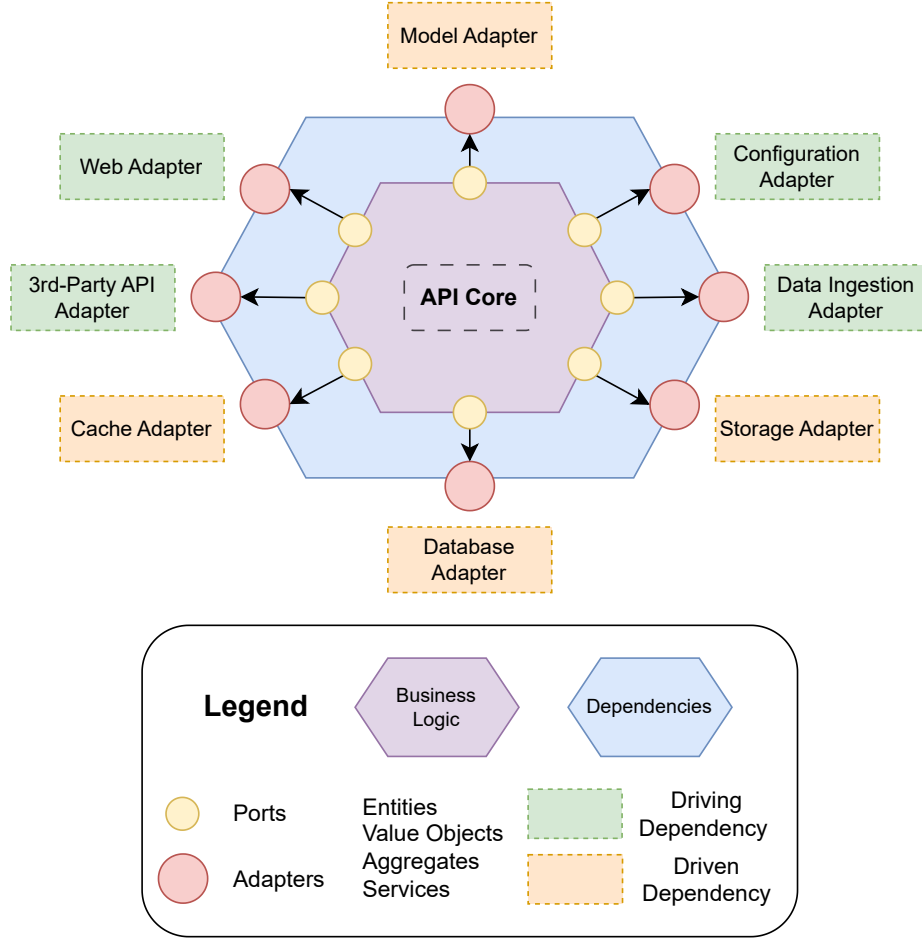


Fig.2. Component Architecture of the OCEAN GUARD API. It follows the hexagonal architecture [12]. The purple hexagon represents the **Business Logic**, where Domain-Driven Design patterns such as *Entities*, *Value Objects*, *Aggregates*, and *Services* [4] are implemented. The blue hexagon represents the **Dependencies**, where the *Ports* and *Adapters* pattern is implemented as an ANTI-CORRUPTION LAYER against external dependencies [12]. Rectangles illustrate the external dependencies themselves, with a green rectangle representing a **Driving Dependency** – which initiates actions in the API – while an orange rectangle representing a **Driven Dependency** – whose actions are initiated by the API. Lastly, yellow circles represent the *Ports* and red circles represent the *Adapters*, one per dependency. Solid arrows, going from a port to an adapter represent the inside-out dependency flow, going from the *Core* to the *Ports* then to the *Adapters*.





Team	 Research	 Innovation	 Core Development	 UI Development
Responsibility	Exploration of state-of-the-art techniques	Exploration of state-of-the-practice techniques	Back-end development and infrastructure management	Front-end development and user interface design
Component	Experimentation and Training Pipelines	Experimentation and Training Pipelines	API, Databases, Model Repository	WebApp

Table 1. OCEAN GUARD Teams. The *Research* and *Innovation* teams – composed of M.Sc. students and Eng.D. trainees – focus on different AI-based and algorithmic techniques. Whilst the work from them is research- and innovation-oriented, their work directly contributes to the OCEAN GUARD API Model Adapter. The *Core Development* team focuses on the **API** whereas the *UI Development* focuses on the **WebApp**.

5 Team Configuration and Development Workflow

As an ML-enabled system, developing the OCEAN GUARD tool requires multiple specialists, including software engineers, data scientists, and machine learning engineers [10]. Table 1 summarizes the project organizational structure, which consists of four teams working in parallel, yet collaborative streams.

The project workflow is deliberately structured to minimize interdependency between teams. Each team operates within clearly defined boundaries whose goal is to allow parallel development without blocking dependencies. The integration points happen via the CI/CD pipeline [7], where independently developed components can be tested against predefined contracts before merging into the main development branch [15]. This design technique is further explored in section 6.

Research Team. It consists of Master of Science (M.Sc.) students completing their theses. This team primarily focuses on exploring state-of-the-art techniques in the maritime domain. Although research-oriented, their work directly contributes data products to the **API**, particularly to the API Model Adapter.

Innovation Team. It consists of Engineering Doctorate (Eng.D.) trainees focusing on the exploration and implementation of state-of-the-practice techniques. This team employs rapid prototyping methodologies within constrained time-lines to deliver demonstrable improvements to the API Model Adapter.

Core Development Team. It consists of the authors of this paper focusing on the fundamental aspects of the project infrastructure, including back-end development and infrastructure management. This team focuses on the **API**, databases, and model repository, with particular emphasis on refining the central **API** that serves as the integration point for all microservices.

UI Development. It consists of hired web developers specializing in user interface design and front-end development. This team focuses primarily on the **WebApp**, which will be used by the end users for maritime tracking activities.

As the *Research* and *Innovation* teams consist of students and trainees, they operate under specific academic deadlines. These external constraints have been factored into the development process, further reinforcing the decision to implement a parallel work approach.

6 Contract-Based Development

OCEAN GUARD is a complex system, as discussed in [section 3](#). *Design by Contract* is a recommended modeling technique for systems with such an architecture [6]. It is an approach that establishes clear interfaces and agreements between software components or teams, defining how they interact without requiring knowledge of each other’s internal implementation [6].

In the development of the OCEAN GUARD tool, contract-based development was systematically implemented across the boundaries of interaction of the four teams introduced at [section 5](#). These contracts serve as a formal specification without constraining the internal implementations [15]. As the project evolves, contracts can be refined to keep teams aligned.

6.1 Code Contracts

For this project, *code contracts* document the expected behavior between two services – owned by different teams – that interact synchronously or asynchronously via the network, usually under the HTTP protocol. As such, these specifications include endpoints, request parameters, and expected responses.

There are two main *code contracts* in the OCEAN GUARD tool:

- Between [Data Crawlers \(3\)](#) and external data sources. Creating these contracts provides the *Core Development* team with an anti-corruption layer [4] against the external data sources. This allows them to create tests that verify the expected behavior of 3rd-party APIs, which may change without notice.
- Between the [API Prediction Service \(8\)](#) and the [Web Application \(8\)](#). Creating this contract allows the *UI Development* team to mock the responses of the [API Prediction Service \(8\)](#). This allows them to develop the front end in parallel with the back end developed by the *Core Development* team.

6.2 Data Contracts

For this project, *data contracts* document the expected formats in a data storage whose data is produced and consumed by services or pipelines owned by different teams. As such, these specifications include types, formats, distributions (when applicable or known) of data, besides the protocol for reading and writing the data itself.

There are three main *data contracts* in the OCEAN GUARD tool:

- At the **Label Store (A)**, between the **3rd Party Applications (1)** and **Web Application (9)** that produce them, and the **Notebooks (5)**, **Synthetic Data Generation Pipeline (I)** and **Data Augmentation Pipeline (II)** that consume them. These contracts ensure the *Research* and *Innovation* teams know what to expect to process labels.
- At the **Raw Data Store (B)**, between the **3rd Party Applications (1)**, **Physical Sensors (2)** and **Data Crawlers (3)** that produce them, and the **Notebooks (5)**, **Synthetic Data Generation Pipeline (I)**, **Data Augmentation Pipeline (II)** and **Batch Prediction Pipeline (VIII)** that consume them. These contracts ensure the *Research* and *Innovation* teams know what to expect to process raw data, as well as what their models might use during prediction.
- At the **Data Store (E)**, between the **Synthetic Data Generation Pipeline (I)** and **Data Augmentation Pipeline (II)** that produce them, and the **Rule-Based Training Pipeline (III)** and **ML-Based Training Pipeline (IV)** pipelines that consume them. These contracts ensure the *Research* and *Innovation* teams know how to consume the post-processed raw data and labels created by each other.

6.3 Model Contracts

For this project, *model contracts* document the expected input and output of a rule-based or ML-based model, as well as the format in which a trained model should be stored. As such, these specifications include data types, file formats, and data scientist-defined hyperparameters.

There is one main *model contract* in the OCEAN GUARD tool, at the **Model Registry (G)**, between the **Rule-Based Training Pipeline (III)** and **ML-Based Training Pipeline (IV)** pipelines that create them, and both the **Batch Prediction Pipeline (VIII)** and **API Prediction Service (9)** that use them.

These contracts ensure the *Research* and *Innovation* teams know how to design their models for the *Core Development* team to use in the OCEAN GUARD tool back-end. This way, all teams know what the model may expect as input, what it should return as output, and which artifacts it may produce while executing. These contracts ensure seamless integration of the model during runtime.

7 Challenges

In the experience of the authors, there were three main challenges for the development of the OCEAN GUARD tool: *coupling*, *alignment*, and *communication*.

Coupling. The OCEAN GUARD tool was intrinsically complex, as discussed in [section 3](#). Any modification to one of its components – either on the code, model, or data dimension – can quickly cascade through the system. Therefore, mitigating the drawbacks of coupling was an important architectural challenge, particularly since services were being implemented concurrently during development.

Alignment. The OCEAN GUARD tool required specialized developers, as discussed in [section 5](#). Four teams worked simultaneously on different components, integrated via the OCEAN GUARD API. Therefore, keeping all team members oriented towards the same goal was an important organizational challenge, particularly due to the time-consuming nature of coordination activities.

Communication. The OCEAN GUARD tool had a diverse set of requirements, as discussed in [section 2](#). Therefore, communicating the evolution of the OCEAN GUARD tool to internal and external stakeholders – with diverse technical backgrounds – was an important project management challenge, particularly since there were frequent feedback sessions due to its agile development process.

8 Lessons Learned

The challenges described in [section 7](#) led to two lessons learned related to applying techniques from the microservices literature that can be suitable for ML-enabled system development: *contract-based design* and *ubiquitous language*.

Contract-Based Design. As previously mentioned in [section 6](#), this project employed *design by contract* [6] during the development of the OCEAN GUARD tool, a recommended modeling technique for systems with a microservices architecture [15]. This approach facilitated the definition of clear and precise specifications between components, setting expectations for interfaces and behaviors.

By applying design by contract through the development process, it tackled two challenges above: *coupling*, by reducing potential integration issues and improving system cohesion and *alignment*, making it easier for the team to discuss how to integrate the components of the OCEAN GUARD tool.

Applying *design by contract* for MLOps is a contribution of this paper. To develop OCEAN GUARD, this project took the idea of applying code contracts between microservices [15] to also use data and model contracts between components of MLES.

Ubiquitous Language. As previously mentioned in [section 3](#), this project employed *Domain-Driven Design (DDD)* [4] during the development of the OCEAN GUARD tool, a recommended modeling technique for systems with a microservices architecture [13]. This approach facilitated the creation of a shared vocabulary between developers and stakeholders, grounding discussions about the evolution of the system.

By refining a ubiquitous language through the development process, it tackled two challenges above: *communication*, by deepening stakeholders’ and developers’ understanding of the system and improving delivery feedback and *alignment*, making it easier for the team to propose how to evolve the components of the OCEAN GUARD tool.

Creating a *ubiquitous language* for MLOps is a contribution of this paper. To develop OCEAN GUARD, this project took the idea of sharing common terms between bounded contexts [4] to also explain data- and model-related concepts for the stakeholders.

9 Conclusions

As the digital transformation of the maritime industry has accelerated, ships now function as floating data centers equipped with hundreds of sensors.

To extract actionable insights from this vast amount of data, this paper describes the OCEAN GUARD tool: a Machine Learning-Enabled System (MLES) for anomaly detection in the maritime domain. Its microservices architecture enables multiple specialized teams to work on the project in parallel, facilitated by a contract-based design approach.

Developing the OCEAN GUARD tool presented three major challenges:

- *coupling*, related to cascading changes throughout the system;
- *alignment*, related to coordinating four specialized teams working concurrently; and
- *communication*, related to explaining the evolving system to stakeholders with diverse technical backgrounds.

To address them, the authors applied two techniques from the microservices literature during development:

- *contract-based design*, which established clear specifications between components and reduced integration issues; and
- *ubiquitous language*, which created a shared vocabulary among all participants via the application of Domain-Driven Design (DDD).

Contract-based design effectively mitigated *coupling* between components and improved *alignment* among the team, whereas the *Ubiquitous Language* enhanced *communication* with stakeholders and further strengthened *alignment* among the team. Therefore, this case study in the maritime domain illustrated how these software engineering techniques can be adapted for MLOps by extending their applicability to the data and model dimensions of complex Machine Learning-Enabled Systems.

Future work will focus on continuing the development of the OCEAN GUARD tool to ensure all functional and non-functional requirements are met. The development process will remain guided by the established contract-based approach and shared ubiquitous language. Moreover, the developers will continue to explore and implement both state-of-the-art and state-of-the-practice techniques with the *Research* and *Innovation* teams. These parallel exploration streams will enable the OCEAN GUARD tool to evolve with the latest advancements in maritime anomaly detection.

References

1. Berg, D.: Digitalisation in shipping and logistics | Munich Re (2015)
2. Capobianco, S., Millefiori, L.M., Forti, N., Braca, P., Willett, P.: Deep Learning Methods for Vessel Trajectory Prediction Based on Recurrent Neural Networks. *IEEE Transactions on Aerospace and Electronic Systems* **57**, 4329–4346 (12 2021). <https://doi.org/10.1109/TAES.2021.3096873>
3. Charamis, E., Charamis, D., Kyriakopoulos, G., Ntanos, S.: The Growth of Maritime Communications and Technology Related to the Trends in the Shipping Industry: A Financial Perspective. *Economies* **13**, 99 (4 2025). <https://doi.org/10.3390/economies13040099>
4. Evans, E.: Domain-Driven Design. Addison-Wesley Professional, 1st edn. (8 2003)
5. Ferreira, R.C.: A Metrics-Oriented Architectural Model to Characterize Complexity on Machine Learning-Enabled Systems. *Proceedings - 2025 IEEE/ACM 4th International Conference on AI Engineering - Software Engineering for AI, CAIN 2025* (6 2025). <https://doi.org/10.1109/CAIN66642.2025.00041>, <http://arxiv.org/abs/2506.08153><http://dx.doi.org/10.1109/CAIN66642.2025.00041>
6. Ford, N., Richards, M., Sadalage, P., Deghani, Z.: *Software Architecture: The Hard Parts*. O'Reilly Media, 1st edn. (9 2021)
7. Humble, J., Farley, D.: *Continuous Delivery*. Addison-Wesley Professional, 1st edn. (7 2010)
8. Kavallieratos, G., Diamantopoulou, V., Katsikas, S.K.: Shipping 4.0: Security Requirements for the Cyber-Enabled Ship. *IEEE Transactions on Industrial Informatics* **16**, 6617–6625 (10 2020). <https://doi.org/10.1109/TII.2020.2976840>
9. Khomh, F., Adams, B., Cheng, J., Fokaefs, M., Antoniol, G.: Software Engineering for Machine-Learning Applications: The Road Ahead. *IEEE Software* **35**(5), 81–84 (9 2018). <https://doi.org/10.1109/MS.2018.3571224>
10. Kreuzberger, D., Kuhl, N., Hirschl, S.: Machine Learning Operations (MLOps): Overview, Definition, and Architecture. *IEEE Access* **11**, 31866–31879 (2023). <https://doi.org/10.1109/ACCESS.2023.3262138>
11. Kumara, I., Arts, R., Nucci, D.D., Kazman, R., Van Den Heuvel, W.J., Tamburri, D.A.: Requirements and Reference Architecture for MLOps: Insights from Industry. *Authorea Preprints* (10 2023). <https://doi.org/10.36227/techrxiv.21397413.v1>, <https://www.techrxiv.org/doi/full/10.36227/techrxiv.21397413.v1>
12. Martin, R.C.: *Clean Architecture*. Pearson, 1st edn. (9 2017)
13. Newman, S.: *Building Microservices*. O'Reilly Media, 2nd edn. (10 2021)
14. Richards, M., Ford, N.: *Fundamentals of Software Architecture*. O'Reilly Media, 1st edn. (3 2020)
15. Richardson, C.: *Microservices Patterns*. Manning Publications, 1st edn. (11 2018)
16. Spiliopoulos, G., Vodas, M., Grigoropoulos, G., Bereta, K., Zissis, D.: Patterns of Life: Global Inventory for maritime mobility patterns. In: *Advances in Database Technology - EDBT*. vol. 27, pp. 770–777. *OpenProceedings.org* (3 2024). <https://doi.org/10.48786/edbt.2024.67>
17. Washizaki, H.: *Guide to the Software Engineering Body of Knowledge (SWEBOK 2024)*. IEEE Computer Society, 4th edn. (2024)