



VideoChat-A1: Thinking with Long Videos by Chain-of-Shot Reasoning

Zikang Wang^{1,2,*}, Boyu Chen^{3,4,*}, Zhengrong Yue^{1,2,*}, Yi Wang², Yu Qiao², Limin Wang^{5,2}, Yali Wang^{3,2,†}

¹Shanghai Jiao Tong University

²Shanghai Artificial Intelligence Laboratory

³Shenzhen Key Lab of Computer Vision and Pattern Recognition, Shenzhen Institutes of Advanced Technology, Chinese Academy of Sciences

⁴School of Artificial Intelligence, University of Chinese Academy of Sciences

⁵Nanjing University

Abstract

The recent advance in video understanding has been driven by multimodal large language models (MLLMs). But these MLLMs are good at analyzing short videos, while suffering from difficulties in understanding videos with a longer context. To address this difficulty, several agent paradigms have recently been proposed, using MLLMs as agents for retrieving extra contextual knowledge in a long video. However, most existing agents ignore the key fact that a long video is composed with multiple shots, i.e., to answer the user question from a long video, it is critical to deeply understand its relevant shots like human. Without such insight, these agents often mistakenly find redundant even noisy temporal context, restricting their capacity for long video understanding. To fill this gap, we propose VideoChat-A1, a novel long video agent paradigm. Different from the previous works, our VideoChat-A1 can deeply think with long videos, via a distinct chain-of-shot reasoning paradigm. More specifically, it can progressively select the relevant shots of user question, and look into these shots in a coarse-to-fine partition. By multi-modal reasoning along the shot chain, VideoChat-A1 can effectively mimic step-by-step human thinking process, allowing to interactively discover preferable temporal context for thoughtful understanding in long videos. Extensive experiments show that, our VideoChat-A1 achieves the state-of-the-art performance on the mainstream long video QA benchmarks, e.g., it achieves 77.0 on VideoMME and 70.1 on EgoSchema, outperforming its strong baselines (e.g., Intern2.5VL-8B and InternVideo2.5-8B), by up to 10.8% and 6.2%. Compared to leading close-source GPT-4o and Gemini 1.5 Pro, VideoChat-A1 offers competitive accuracy, but with 7% input frames and 12% inference time on average. We will release the codes afterwards.

1 Introduction

Video understanding is an important problem in computer vision [54], which has great potential in real-world applications such as surveillance, smart phones, robotics, etc. With fast development

*Equal contribution.

†Corresponding author.



Figure 1: **Motivation.** Direct reasoning models such as GPT-4o [34] and Qwen2.5VL-72B [1] perform global sampling on videos and struggle to focus on key information in long videos. Agent-based methods like VideoTree [46] often suffer from incorrect or redundant sampling to generate noisy caption for wrong answer, due to the lack of deep thinking on shots in a long video. In contrast, VideoChat-A1 interactively employs shot perception and reasoning via Chain-of-Shot, which progressively looks into relevant shots through a reflective process to achieve superior performance.

of multimodal large language models (MLLMs), video understanding has achieved significant progress [34, 41, 44, 6, 1, 62]. By aligning video encoder with LLM, these models can flexibly interact with videos in dialogues. However, most existing MLLMs are good at understanding short videos in seconds, while hardly analyze longer videos in minutes (or hours) properly. The main challenge lies in feeding a huge amount of frames in long videos to MLLMs. To deal with this problem, several attempts have been proposed by modeling such long multimodal context [34, 41, 27], or equipping MLLMs with token compression [24, 25, 39]. But their efficiency and effectiveness still need to be further improved in tackling redundant video content, thus blocking their performance on long video understanding benchmarks.

Recent studies have shown that, agent-based approaches are promising for long video understanding [43, 4, 9, 18, 28, 52, 30, 2, 60, 46]. Instead of feeding the entire long video with model adaptation, they simplify this challenge by invoking various tools to extract and retrieve relevant information from long videos. However, these approaches lack flexibility to capture complex content changes in a long video, since the retrieval is based on off-the-shelf video knowledge which is fixed after extraction. Alternatively, OpenAI o3 [35] shows a human-like thinking process on images. Via chain-of-thought reasoning, o3 can deeply understand visual content via progressive interaction with images. A similar insight has been also introduced in understanding long videos [43, 46], i.e., instead of watching a long video once, these approaches iteratively find relevant video frames for question answering. However, they ignore that, a long video consists of multiple shots. To answer the user question reliably, it is critical to deeply understand its relevant shots via multi-round reasoning. Without this consideration, these agents often mistakenly find redundant even noisy temporal context, restricting their capacity for long video understanding.

To fill this gap, we propose VideoChat-A1, a novel video agent framework that can progressively think with a long video, via an interactive chain-of-shot reasoning paradigm. Specifically, for each shot reasoning step, we leverage MLLM as core agent of thinking, and invoke tools for selecting relevant shots, dividing these shots into subshots, and reasoning user answer with these subshots.

If the answer is unconfident, it means that the current subshots are insufficient for understanding user question. As a result, VideoChat-A1 will start next-step shot reasoning, in order to further understand user question with finer relevant shots. Through such a distinct chain-of-shot paradigm, our VideoChat-A1 can effectively mimic the thinking process of human, by progressively reasoning on user answer while iteratively looking into relevant video shots, as shown in Fig. 1. To show its effectiveness, we implement VideoChat-A1 on 3 strong MLLMs with 4 mainstream long video question answering benchmarks. Extensive experiments show that, our VideoChat-A1 achieves the state-of-the-art performance, e.g., it achieves 77.0 on VideoMME with subset and 70.1 on EgoSchema, outperforming its baselines such as InternVL2.5-8B and InternVideo2.5-8B, by up to 10.8% and 6.2%. Compared to GPT-4o and Gemini 1.5 Pro, VideoChat-A1 offers competitive accuracy, but with 7% input frames and 12% inference time on average.

2 Related Work

MLLM for Long Video Understanding. Multimodal Large Models (MLLMs) have demonstrated great potential in the field of video understanding [34, 41, 58, 42, 22]. In tasks such as video question-answering, captioning, and grounding, MLLMs have significantly enhanced the understanding performance by constructing cross-modal semantic representations [25, 12, 40, 1, 6]. Despite the encouraging progress of MLLMs, they still face challenges when dealing with long-form videos that can be minutes or even hours in length and contain a substantial amount of redundant information [40]. Currently, there are two main approaches to addressing the problem of long-form videos. One is to compress visual tokens [40, 57, 47, 25, 10, 55]. For example, MA-LLM [12] merges similar tokens, and LLaMA-VID [25] compresses each frame into context and content tokens to enable longer video input. However, these methods result in a significant loss of visual information. Another approach is to extend the number of processable tokens [26, 41, 42, 51]. Models like LongVILA [51, 14, 24] have adopted strategies to increase the token capacity of LLMs (Large Language Models) for handling longer videos. However, this method introduces substantial redundant information, consumes more computational resources, and often achieves only moderate effectiveness.

Agent Based Method for Long-context Understanding. Agent mechanisms [21, 8, 45, 16, 38, 49, 3, 4, 18, 28, 53] have been gradually introduced in video understanding tasks to enhance the semantic modeling and information acquisition capabilities for MLLMs. Currently, Agent methods for long video understanding can be mainly divided into two categories. One is extracting knowledge from long videos by invoking external tools at once and answering questions by retrieving the extracted knowledge. For example, CLIP [36] is used for retrieving key frames related to the questions [59, 50]. Memory banks [9, 12] and search engines [20, 5] are applied for extracting key information of the videos. However, this single-pass information extraction approach may lead to the omission of critical details or the inclusion of excessive redundant information, both of which interfere with the model’s response. Some methods convert the long video into long text for understanding [5, 46, 43]. The other approach involves answering questions through a round by round key information search. The multi-round video understanding pipeline emphasizes active video exploration and dynamic information acquisition by the model [46, 43, 30], and optimizes the reasoning path through a multi-round retrieval and reflection mechanism. However, a critical limitation is the lack of focus on **video shots**, the fundamental structural units of long-form videos, during content search. This oversight can introduce noisy information or abrupt content shifts, thereby degrading model performance.

3 Method

In this section, we introduce our VideoChat-A1 in detail. To deeply understand the user question in a long video, we design a distinct **Chain-Of-Shot (CoS)** reasoning paradigm, which can progressively think while discovering relevant shots via multi-round shot partition and dialogue with MLLMs.

Specifically, it consists of three key steps in each round of shot reasoning, including **Shot Selection**, **Shot Partition**, and **Shot Reflection**. The framework of VideoChat-A1 is shown in Fig. 2. We will explain all of them in the following.

Video Glance. To start with, it is necessary to determine if the question of the given video needs to dig into the local shots for answering, since some questions may refer to the global content throughout the entire video. In this regard, we introduce a concise video glance step for pre-judging. First,

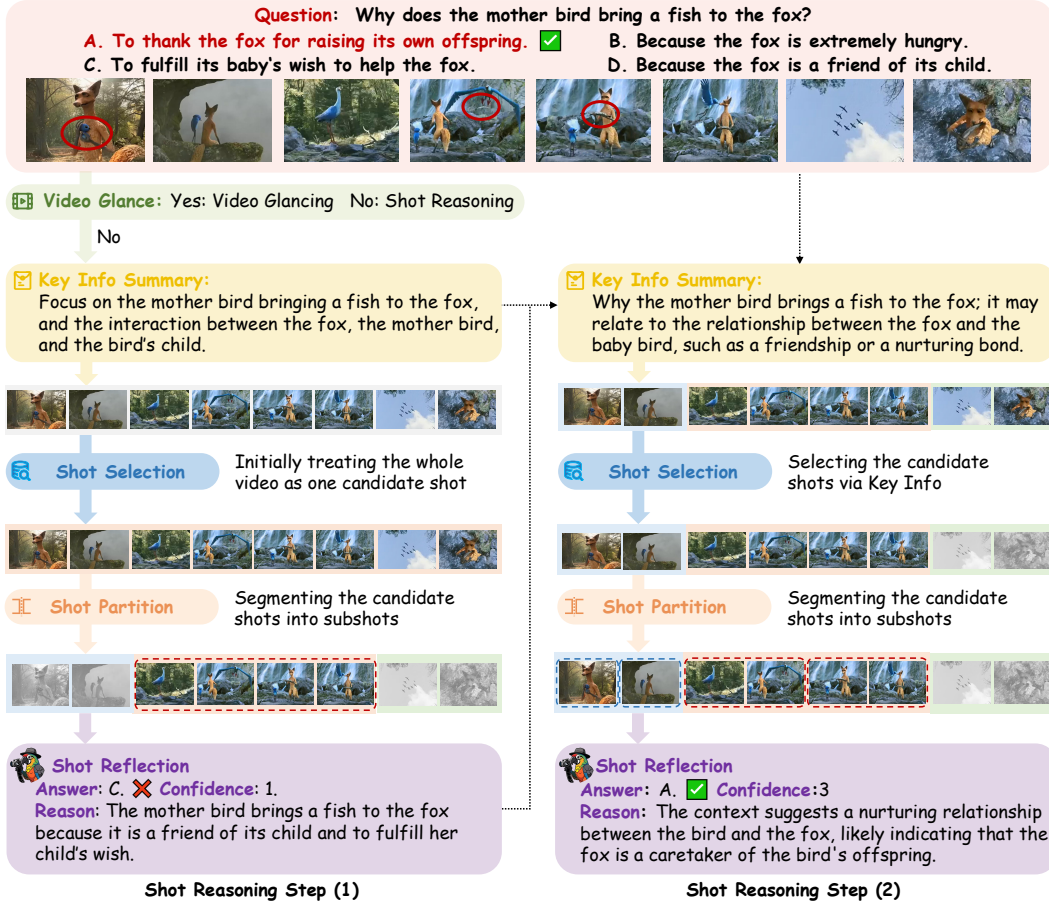


Figure 2: **Framework.** VideoChat-A1 introduces a novel **Chain-of-Shot Reasoning** framework for long video understanding. It progressively refines video analysis through iterative stages of *Shot Selection*, *Shot Partition*, and *Shot Reflection*, leveraging MLLMs to dynamically discover relevant video shots and generate reliable answer.

we uniformly sample 4 frames from the entire video to roughly describe the video. Then, we feed these frames along with user question and options into MLLM, justifying whether it is necessary to view the entire video to answer this question. If MLLM considers the question to be global, we uniformly sample 32 frames from the entire video, and feed them into MLLM for answering. If MLLM considers the question to be local, we start chain-of-shot reasoning.

3.1 Shot Selection

For conciseness, we describe the i -th shot reasoning step for illustration. Suppose that, we divide the whole video into M shots at the $(i-1)$ -th round,

$$\mathcal{S}^{(i-1)} = \{\mathcal{S}_1^{(i-1)}, \dots, \mathcal{S}_m^{(i-1)}, \dots, \mathcal{S}_M^{(i-1)}\}, \quad (1)$$

where we treat the entire video as one single shot at the 1st round. As shown in Fig. 2, we first need to select the candidate shots from the existing ones at the $(i-1)$ -th round, in order to further look into these candidates for reasoning at the i -th round.

Key Information Summary. To achieve this goal, we leverage MLLM to summarize key text information $\mathcal{I}^{(i)}$ to describe how to answer the user question, according to the reasoning results in the previous round,

$$\mathcal{I}^{(i)} = \text{MLLM}(\mathcal{Q}, \mathcal{O}, \mathcal{V}^{(i-1)}, \mathcal{H}^{(i-1)}), \quad (2)$$

where \mathcal{Q} and \mathcal{O} refers to the user question and answer options. $\mathcal{V}^{(i-1)}$ refers to the video frames sampled from the shots in the historical rounds, e.g., we sample 32 frames from each selected shot at

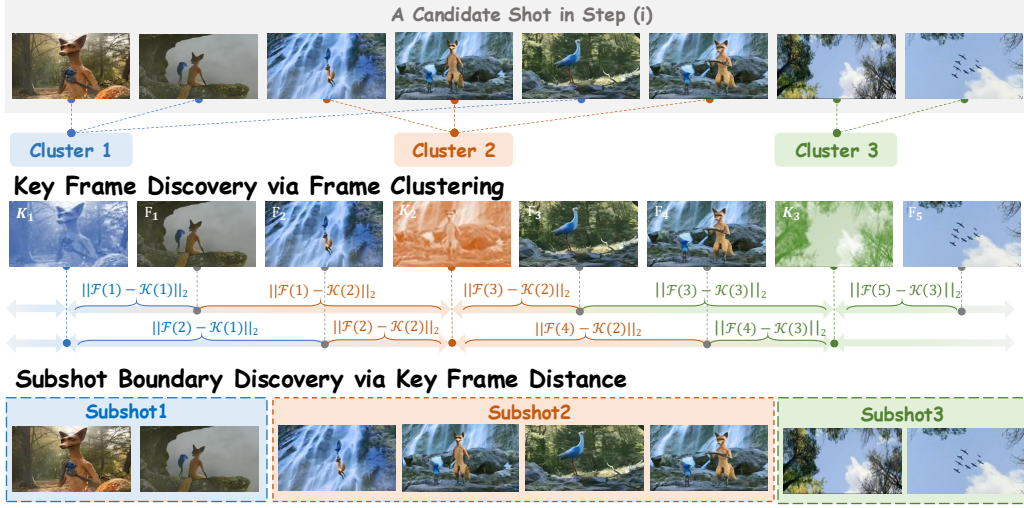


Figure 3: **Shot Partition.** Given a candidate shot at step i , VideoChat-A1 first applies K-Means clustering to obtain K cluster centers for finding key frames. Subsequently, subshots are partitioned based on the feature distance between each frame and its adjacent two key frames.

round 1. In each subsequent round, we uniformly sample 8 frames from each selected shot and add them into the frame set.

Moreover, $\mathcal{H}^{(i-1)}$ refers to historical reasoning information, including key text information $\mathcal{I}^{(i-1)}$, the chosen answer $\mathcal{A}^{(i-1)}$, and the reason why to choose this answer $\mathcal{R}^{(i-1)}$ at round $(i-1)$.

Shot Selection via Retrieval. After obtaining the key text information $\mathcal{I}^{(i)}$, we leverage it as contextual guidance for shot selection. This can be effectively achieved by shot-text retrieval,

$$\mathcal{C}^{(i)} = \text{CLIP}(\mathcal{I}^{(i)}, \mathcal{S}^{(i-1)}), \quad (3)$$

where we leverage our finetuned LongCLIP [56] as a retriever,

and compute the cosine similarities between key information and each shot in $\mathcal{S}^{(i-1)}$. Finally, we select top N shots as candidates for further investigation, $\mathcal{C}^{(i)} = \{\mathcal{C}_1^{(i)}, \dots, \mathcal{C}_N^{(i)}\}$, where $\mathcal{C}_n^{(i)}$ refers to the n -th selected shot from the shot set $\mathcal{S}^{(i-1)}$. Additionally, since there is one single shot (i.e., the whole video) at the 1st round, we directly use this shot as the candidate at this round.

3.2 Shot Partition

After obtaining the candidate shots $\mathcal{C}^{(i)}$, we next further divide each of them into subshots, in order to look deeper into it for reasoning. In this paper, we introduce a concise shot partition pipeline as shown in Fig. 3. For notation simplicity, we illustrate how to perform it on a candidate shot.

Key Frame Discovery. To discover the subshots in a candidate shot, we start by finding the key frames in the subshots. First, we uniformly sample frames from the candidate shot. To reduce temporal redundancy while maintaining computation efficiency, we sample 1 frame per second in this paper. Second, we extract the features of the sampled frames by CLIP. Third, we perform K-Means Clustering [31] on these features. As a result, each of K clusters roughly reflects a subshot. However, frames in each cluster may not be temporally adjacent, since K-Means Clustering does not take temporal order into account. To construct subshots in a temporal order, we further find a key frame in each cluster to divide the shot. Specifically, for each cluster, we choose the frame whose feature is closest to the cluster center, as the key frame in this cluster. Finally, we organize K key frames in the temporal order, $\mathcal{K} = \{\mathcal{K}(1), \dots, \mathcal{K}(K)\}$, for the candidate shot.

Subshot Boundary Discovery. After finding K key frames, we next identify the boundary frame between two adjacent key frames to construct K subshots. Specifically, we compute \mathcal{L}_2 feature distances between each frame \mathcal{F} and its two adjacent key frames. Then we sum over them as a

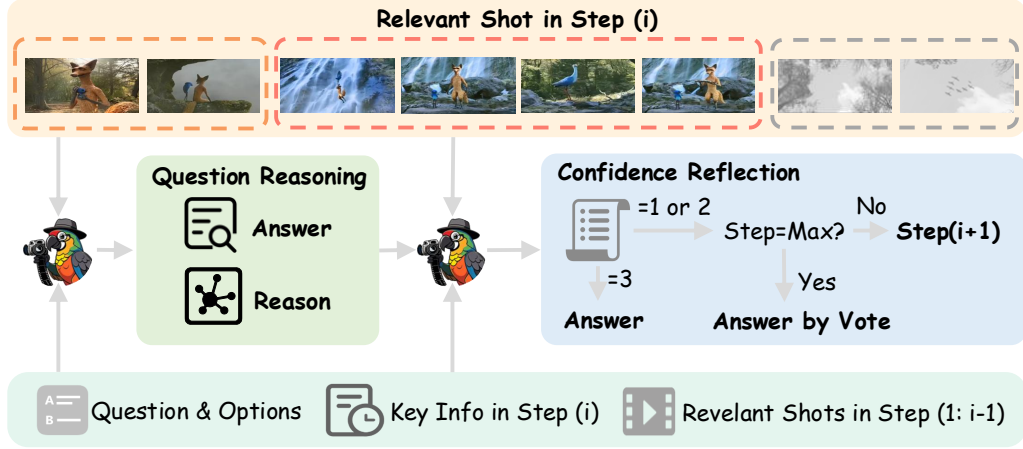


Figure 4: **Shot Reasoning and Shot Reflection.** At each step, VideoChat-A1 performs question-answering reasoning using the relevant shots identified. It then evaluates the generated answer and historical information to reflect on the confidence level of the response. Based on the confidence score and the number of reasoning iterations, the system either proceeds to the next step for further refinement or terminates the reasoning process to output the final answer. This iterative reflection ensures reliable and contextually accurate responses.

semantic deviation metric for this frame,

$$d = \|\mathcal{F} - \mathcal{K}(k)\|_2 + \|\mathcal{F} - \mathcal{K}(k+1)\|_2, \quad (4)$$

A higher value of d indicates that this frame lies far from both adjacent key frames, implying a semantic shift between two subshots. Therefore, we select the frame with the maximum d as the boundary frame between two subshots. With such a mechanism, each candidate shot is divided into K subshots, $\mathcal{C}_n^{(i)} = \{\mathcal{S}_n^{(i)}(1), \dots, \mathcal{S}_n^{(i)}(K)\}$. Finally, we update the whole shot set by replacing all the candidate shots as the corresponding subshots,

$$\mathcal{S}^{(i)} \leftarrow \left(\mathcal{S}^{(i-1)} \setminus \mathcal{C}^{(i)} \right) \cup \{\mathcal{S}_n^{(i)}(1), \dots, \mathcal{S}_n^{(i)}(K)\}_{n=1}^N, \quad (5)$$

which is used for shot selection in the next step if necessary.

3.3 Shot Reflection

Question Reasoning. After obtaining subshots from the candidate shots, we employ MLLMs to answer the user question based on these finer shot regions. Specifically, as shown in Fig. 4, we leverage MLLM as dialogue agent for answering question at round i ,

$$\{\mathcal{A}^{(i)}, \mathcal{R}^{(i)}\} = \text{MLLM}(\mathcal{Q}, \mathcal{O}, \mathcal{V}^{(i)}), \quad (6)$$

where \mathcal{Q} and \mathcal{O} refers to question and answer options. Moreover, we sample 8 frames from each subshot $\mathcal{S}_n^{(i)}(k)$, and combine them with $\mathcal{V}^{(i-1)}$ to form $\mathcal{V}^{(i)}$. If some sampled frames are the same as those in $\mathcal{V}^{(i-1)}$, we would merge them and resample more frames to ensure frame diversity in $\mathcal{V}^{(i)}$. Additionally, note that, we treat the whole video as the candidate shot at the 1st round without selection. If we sample frames from each subshot from this candidate, we actually look globally for question answering. Hence, we leverage key text information at the 1st round as guidance, and use CLIP to retrieve the most relevant subshot for question answering at the 1st round. Finally, given these inputs, we ask MLLM to generate answer $\mathcal{A}^{(i)}$, and the reason why to choose this answer $\mathcal{R}^{(i)}$.

Confidence Reflection. Next, MLLM would justify if the answer was reliable to decide if we need to next-round shot reasoning. Hence, we leverage MLLM again to generate the answer confidence, with extra inputs of answer and reason,

$$\mathcal{Z}^{(i)} = \text{MLLM}(\mathcal{Q}, \mathcal{O}, \mathcal{V}^{(i)}, \mathcal{A}^{(i)}, \mathcal{R}^{(i)}). \quad (7)$$

In this work, we set the confidence level $\mathcal{Z}^{(i)}$ from 0 to 3. If the answer confidence is higher than 2, we believe that it is a confident answer as the final output. Otherwise, we believe that it is a unreliable answer, i.e., the found subshots at this round are not sufficient to answer the question. We need to further look into them to get the answer. Hence, we start shot selection, partition, reflection in the next step. Additionally, we set a maximum number of shot reasoning steps. If VideoChat-A1 still do not get the confident answer at the max step, it will vote the major answer as the final one, according to the answers of all the rounds. Via exploit relevant shots in a coarse-to-fine manner, our VideoChat-A1 allows to leverage a chain of shots for deep thinking on long videos, and thus progressively and interactively discover the reliable shot context to answer user question.

4 Experiment

| Model | Egoschema | LongVideoBench | MLVU (M-avg) | Video-MME | | | | |
|---|-----------|----------------|-----------------|-------------|-------------|-------------|-------------|--|
| | | | | Short | Medium | Long | Average | |
| Close-Source Model | | | | | | | | |
| GPT-4o(0513) [34] | 72.2 | 66.7 | 64.6 | 80.0 / 82.8 | 70.3 / 76.6 | 65.3 / 72.1 | 71.9 / 77.2 | |
| Gemini 1.5Pro [41] | 71.1 | 64.0 | - | 81.7 / 84.5 | 74.3 / 81.0 | 67.4 / 77.4 | 75.0 / 81.3 | |
| Open-Source 72B-78B Model | | | | | | | | |
| LLaVA-OneVision-72B [19] | 62.0 | 63.2 | 68.0 | 76.7/79.3 | 62.2/66.9 | 60.0/62.4 | 66.3/69.6 | |
| VideoLLaMA-2-72B [7] | 63.9 | - | 45.6 | 69.8/72.0 | 59.9/63.0 | 57.6/59.0 | 62.4/64.7 | |
| LLaVA-Video-72B [58] | 65.6 | 64.9 | - | 81.4/82.8 | 68.9/75.6 | 61.5/72.5 | 70.6/76.9 | |
| Qwen2.5-VL-72B [1] | 77.9 | - | - | 80.1/82.2 | 71.3/76.8 | 62.2/74.3 | 71.2/77.8 | |
| InternVL-2.5-78B [6] | - | 63.6 | 75.7 | 82.8/83.2 | 70.9/74.1 | 62.6/64.8 | 72.1/74.0 | |
| InternVL-3-78B [62] | - | 65.7 | 79.5 | - | - | - | 72.7 / 75.7 | |
| Open-Source 7B-8B Model | | | | | | | | |
| ShareGPT4Video-8B [5] | - | 39.7 | 46.4 | 48.3/53.6 | 36.3/39.3 | 35.0/37.9 | 39.9/43.6 | |
| VideoChat2-7B [23] | 56.7 | 39.3 | 47.9 | 48.3/52.8 | 37.0/39.4 | 33.2/39.2 | 39.5/43.8 | |
| LongVU-7B [37] | 67.6 | - | 65.4 | - | - | -/59.5 | -/60.6 | |
| LLaVA-Video-7B [58] | 57.3 | 58.2 | 70.8 | - | - | - | 63.3/69.7 | |
| Qwen2.5-VL-7B [1] | 66.7 | 55.6 | - | - | - | - | 63.3/69.0 | |
| InternVideo-2.5-8B [44] | 63.9 | 60.6 | 72.8 | - | - | - | 65.1/- | |
| InternVL-2.5-8B [6] | - | 60.0 | 68.9 | - | - | - | 64.2/66.9 | |
| InternVL-3-8B [62] | - | 58.8 | 71.4 | - | - | - | 66.3/68.9 | |
| Agent Based Model | | | | | | | | |
| VideoAgent [43] | 54.1 | - | - | - | - | - | - | |
| VideoTree (GPT-4) [46] | 61.1 | - | - | - | - | - | - | |
| DrVideo [30] | 61.0 | - | - | - | - | - | 51.7/71.7 | |
| T* [53] | - | - | - | 61.0/- | 66.6/- | 77.5/- | 68.3/- | |
| VideoMind [28] | - | - | 64.4 | - | - | 49.2/- | 58.2/- | |
| VideoMultiAgents [18] | 68.0 | - | - | - | - | - | - | |
| VideoRAG-72B [29] | - | 65.4 | 73.8 | 81.1/- | 72.9/- | 73.1/- | 75.7/- | |
| VideoChat-A1 (Qwen2.5-VL-7B) | 70.7 | 64.2 | 71.9 | 78.0/81.2 | 73.1/77.4 | 64.3/70.9 | 71.8/76.5 | |
| VideoChat-A1 (InternVL2.5-8B) | 72.1 | 65.2 | 75.1 | 80.8/81.4 | 72.3/76.8 | 63.7/72.6 | 72.3/77.0 | |
| VideoChat-A1 (InternVideo2.5-8B) | 70.1 | 65.4 | 76.2 | 81.4/82.4 | 72.8/76.7 | 65.0/71.2 | 72.9/76.8 | |

Table 1: Comparison with close-source, open-source, and agent based model on four Long Video Understanding Tasks. The Video-MME results are presented in the format “w/o subs / w/ subs”.

| Model | Frames | Inference Time | EgoSchema | LongVideoBench | MLVU | VideoMME |
|---|--------|----------------|-----------|----------------|------|-----------|
| GPT-4o[34] | 384 | 134.4s | 72.2 | 66.7 | 64.6 | 71.9/77.2 |
| Gemini-1.5-Pro[41] | 568 | 198.8s | 71.1 | 64.0 | - | 75.0/81.3 |
| Qwen2.5-VL-72B[1] | 768 | 122.4s | 77.9 | - | - | 71.2/77.8 |
| Qwen2.5-VL-7B[1] | 512 | 24.3s | 66.7 | 55.6 | - | 63.3/69.7 |
| InternVL-2.5-8B[6] | 64 | 12.4s | - | 60.0 | 68.9 | 64.2/66.9 |
| InternVideo-2.5-8B[44] | 512 | 33.8s | 63.9 | 60.6 | 72.8 | 65.1/- |
| VideoChat-A1 (Qwen2.5-VL-7B) | 42.0 | 18.6s | 70.7 | 64.2 | 71.9 | 71.8/76.5 |
| VideoChat-A1 (InternVL2.5-8B) | 35.9 | 14.7s | 72.1 | 65.2 | 75.1 | 72.3/77.0 |
| VideoChat-A1 (InternVideo2.5-8B) | 41.3 | 28.4s | 70.1 | 65.4 | 76.2 | 72.9/76.8 |

Table 2: Comparison on Average Frame Number and Inference Time on Datasets. Inference Time includes the average time for video frame extraction, clustering, and the time required for the MLLM to answer all queries. Compared to closed-source or 72B/78B models, our method achieves competitive performance with shorter inference time and fewer frames. Compared to 7B/8B models, our method achieves significant performance improvements with less or comparable inference time.

4.1 Experimental Setup

Tasks & Datasets. We test our VideoChat-A1 on four diverse long-form video question-answering benchmarks. **EgoSchema** [32] collects 5,032 multiple-choice question-answer pairs that span 250 hours of video content. The average video duration is 180s from an ego perspective.

LongVideoBench [48] consists of 1,337 multiple-choice questions across 17 fine-grained categories average duration is 473 seconds. **MLVU** [61] includes 2,174 QA-pairs with an average video length of 15 minutes, ranging from 3 minutes to over 2 hours. **Video-MME** [11] includes 2,700 QA pairs of 900 videos. The videos’ length ranges from 3 minutes to 1 hour.

Implementation Details. We adopt Qwen2.5-VL-7B, InternVL2.5-8B, and InternVideo2.5-8B as our baseline MLLMs.

In video glance process, we uniformly sample 4 frames. If viewing the entire video is required, we uniformly sample 32 frames for processing. In the Feature Extraction stage, we sample the video at 1 frame per second (1 FPS) for feature extraction. We use pretrained CLIP-ViT-B/32 [36] as the feature extractor, and the extracted features are used for clustering. In Shot Slection stage, we sample 16 frames from each shot as input and use a fine-tuned LongCLIP-B [56] to calculate shot-text similarity. The fine-tuning details and hyperparameters are described in the supplementary doc. We retrieve shots with similarity scores above the 0.8 threshold. In the 1st round, we select top 1 shot and sample 16 frames as initial frames at 1st round. In each subsequent round, we select top 2 shots, and divide each shot into 2 subshots. Then, we sample 8 frames from each subshot, and add them into frame set. In the Shot Partition stage, the number of clusters K is set to 6 in 1st round and 2 in subsequent rounds. In the Shot Reflection stage, If the confidence score is greater than 2, the answer is considered correct; otherwise, the next iteration round continues until the confidence requirement is met or the maximum number of iterations is reached. The maximum number of iterations is set to 3. All implementations are based on Pytorch with 2 A800-80G GPUs.

4.2 Comparison with SOTA

Performance Analysis. As shown in Table 1, we evaluate VideoChat-A1 on four mainstream benchmarks. Specifically, VideoChat-A1 significantly outperforms open-source 7-8B models, comparable to or exceeding that of large open-source or closed-source models. For example, on EgoSchema, VideoChat-A1 (InternVL2.5-8B) achieves 72.1%, surpassing InternVideo2.5-8B and VideoTree by 8.2% and 11.0%. On LongVideoBench, VideoChat-A1 (InternVideo2.5-8B) achieves 65.4%, surpassing ShareGPT4Video-8B and Gemini 1.5Pro by 25.7% and 1.4%. On MLVU, VideoChat-A1 (InternVideo2.5-8B) achieves 76.2%, outperforming GPT-4o by 11.6%. On VideoMME, VideoChat-A1 (InternVL2.5-8B) achieves 72.3% (w/o subs) and 77.0 (w/ subs), outperforming InternVL-2.5-78B by 0.2% and 3.0%.

Efficiency Analysis. Table 2 presents a comparison of the average frame number and average inference time across various models. Compared to both closed-source models and large open-source models, VideoChat-A1 achieves substantial gains in efficiency. For instance, VideoChat-A1 (InternVL2.5-8B) processes only 35.9 frames and completes inference in 14.7 seconds on average, reducing frame usage by over 90% and inference time by more than 85% compared to GPT-4o, Gemini 1.5 Pro, and Qwen2.5-VL-72B. Despite these significant savings, our method maintains competitive performance across benchmarks. In contrast to small open-source models such as Qwen2.5-VL-7B, VideoChat-A1 not only delivers significantly better performance but also requires fewer video frames and achieves faster or comparable inference.

4.3 Ablation Study

Ablation study of Video Glance. In this study, we conducted an ablation study to verify the impact of the video glance on the performance of the model. Table 3 shows that the model with the video glance achieves higher scores on all the tested tasks. The improvements proving the effectiveness of video glance.

| 7/8B Agent | Video Glance | Ego | LVBench | MLVU | VideoMME |
|--|--------------|------|---------|------|-----------|
| VideoChat-A1 (Qwen2.5-VL-7B) | ✗ | 69.4 | 63.4 | 70.0 | 70.4/74.9 |
| | ✓ | 70.7 | 64.2 | 71.9 | 71.8/76.5 |
| VideoChat-A1 (InternVL2.5-8B) | ✗ | 70.8 | 64.0 | 73.9 | 70.6/75.5 |
| | ✓ | 72.1 | 65.2 | 75.1 | 72.3/77.0 |
| VideoChat-A1 (InternVideo2.5-8B) | ✗ | 69.3 | 64.3 | 74.5 | 71.8/74.9 |
| | ✓ | 70.1 | 65.4 | 76.2 | 72.9/76.8 |

Table 3: Ablation on the effect of Video Glance in **VideoChat-A1**.

Ablation on Shot Partition and Chain-of-Shot.

As shown in Table 4, we conducted an ablation study on VideoChat-A1 (Qwen2.5-VL-7B) to evaluate the impact of Shot Partition (SP) and Chain-of-Shot (CoS) across Egoschema, LongVideoBench, MLVU, and VideoMME datasets. The Egoschema and LongVideoBench are abbreviated as Ego

| SP | CoS | Ego | LVBench | MLVU | VideoMME |
|----|-----|-------------|-------------|-------------|------------------|
| ✗ | ✗ | 67.1 | 56.4 | 66.2 | 63.4/69.8 |
| ✓ | ✗ | 67.5 | 61.1 | 68.5 | 67.8/73.9 |
| ✗ | ✓ | 69.1 | 57.7 | 67.0 | 65.8/70.8 |
| ✓ | ✓ | 70.7 | 64.2 | 71.9 | 71.8/76.5 |

Table 4: Ablation of Shot Partition(SP) and Chain-of-Shot(CoS) in VideoChat-A1.

| Max Rounds | Ego | LVBench | MLVU | VideoMME |
|------------|-------------|-------------|-------------|------------------|
| 1 | 67.3 | 60.1 | 66.2 | 66.8/73.4 |
| 2 | 70.0 | 62.5 | 69.7 | 69.6/76.0 |
| 3 | 70.7 | 64.2 | 71.9 | 71.8/76.5 |
| 4 | 70.9 | 64.5 | 72.1 | 72.0/76.9 |

Table 6: Ablation over maximum iteration rounds in VideoChat-A1 (Qwen2.5-VL-7B).

| Method of Shot Partition | Ego | LVBench | MLVU | VideoMME |
|--------------------------|-------------|-------------|-------------|------------------|
| Cluster Partition | 68.3 | 58.4 | 67.7 | 67.8/72.8 |
| Average Partition | 69.1 | 57.7 | 67.0 | 65.8/70.8 |
| Shot Partition | 70.7 | 64.2 | 71.9 | 71.8/76.5 |

Table 5: Ablation of different method of shot partition in VideoChat-A1 (Qwen2.5-VL-7B).

| Number of Init Shots | Ego | LVBench | MLVU | VideoMME |
|----------------------|-------------|-------------|-------------|------------------|
| 3 | 70.1 | 63.9 | 70.8 | 71.2/75.7 |
| 6 | 70.7 | 64.2 | 71.9 | 71.8/76.5 |
| 9 | 69.3 | 64.0 | 71.8 | 71.5/76.2 |

Table 7: Ablation over the number of initialized shots in VideoChat-A1 (Qwen2.5-VL-7B).

and LVbench in the table because of the limited space. For a fair comparison, in the setup without shot partition, we evenly divided the entire video into six shots on average in the 1st round. In subsequent rounds, for the selected shots that need to be expanded, they are directly partitioned into two shots on average. Regarding the setup without Chain-of-Shot, we removed the Chain-of-Shot mechanism. Instead, the model was made to answer three rounds. In each round, the model samples additional frames from the video and incorporates them into the existing frame set from the previous round. Then we conducted a vote, selecting the answer that appeared most frequently as the final response. Individually, enabling shot partition or Chain-of-Shot boosts performance. Their combined use yields the best results. For example, on MLVU, the score rises from 66.2 (with neither) to 71.9 (both enabled), highlighting their complementary roles in enhancing long-video understanding.

Ablation on Shot Partition Methods. As shown in Table 5, we evaluate the impact of three methods of shot partition across multiple benchmarks. Cluster Partition refers to the clustering approach used in VideoTree [46], where all frames within each cluster are treated as a single shot, even though they may not form a continuous video segment. Average Partition refers to dividing each shot into smaller shots by uniformly splitting it into equal parts. Our proposed Shot Partition method consistently outperforms both Cluster Partition and Average Partition across all four benchmarks. These results demonstrate that partitioning videos into temporally coherent shots based on semantic information leads to significantly better understanding of long videos. Our Shot Partition achieves best accuracies of 70.7, 64.2, 71.9, and 71.8/76.5 on EgoSchema, LongVideoBench, MLVU, and VideoMME. Compared to the better of the other two methods, our Shot Partition method achieves gains of 1.6%, 5.8%, 4.2%, and 4.0%/3.7%

Ablation Max Rounds of Reflection. We evaluate the impact of varying the maximum number of reflection rounds across multiple benchmarks. As shown in Table 6, increasing the number of rounds consistently leads to performance improvements on all the tested dataset. For example, the accuracy on EgoSchema increases from 67.3% when using one reflection round to 70.7% with three rounds, while the accuracy on LongVideoBench improves from 60.1% to 64.2%. In the context of multi-round discussions, increasing the number of discussion rounds tends to enhance the effectiveness. After three rounds of the chain-of-shot process, the results are already quite satisfactory. As the fourth round yields only marginal improvements, we ultimately adopt the three-round setting to balance performance gains and computational cost.

Ablation on Number of Initialized Shots. To evaluate the impact of the number of initial shots on the experimental results, the initial shot count is set to 3, 6, and 9, respectively. As shown in Table 7, the 6-shot configuration achieves best accuracies of 70.7, 64.2, 71.9, and 71.8/76.5 on EgoSchema, LongVideoBench, MLVU, and VideoMME, respectively. These correspond to gains of 1.6%, 5.8%, 4.2%, and 4.0%/3.7% over the better of the other two configurations, demonstrating that the 6-shot setting yields the best overall performance.

5 Conclusion

In this paper, we introduced **VideoChat-A1**, a novel agent-based framework for effectively addressing long video understanding tasks. Unlike existing approaches that often overlook the intrinsic shot-based structure of long videos, our method explicitly employs a **chain-of-shot reasoning paradigm**. Specifically, VideoChat-A1 progressively identifies and refines relevant video segments through three key iterative steps: **Shot Selection**, **Shot Partition**, and **Shot Reflection**. This iterative interaction mechanism closely mimics human cognitive processes, allowing the agent to thoughtfully reason and accurately answer user questions from long videos. Extensive experimental results demonstrate the effectiveness and efficiency of our approach, highlighting the substantial benefits of our method in long video understanding tasks.

References

- [1] Bai, S., Chen, K., Liu, X., Wang, J., Ge, W., Song, S., Dang, K., Wang, P., Wang, S., Tang, J., Zhong, H., Zhu, Y., Yang, M., Li, Z., Wan, J., Wang, P., Ding, W., Fu, Z., Xu, Y., Ye, J., Zhang, X., Xie, T., Cheng, Z., Zhang, H., Yang, Z., Xu, H., & Lin, J. Qwen2.5-VL Technical Report. 2025. <https://arxiv.org/abs/2502.13923>.
- [2] Cao, S., Zhang, Z., Jiao, J., Qiao, J., Song, G., Shen, R., & Meng, X. MASR: Self-Reflective Reasoning through Multimodal Hierarchical Attention Focusing for Agent-based Video Understanding. 2025. <https://arxiv.org/abs/2504.17213>.
- [3] Chen, B., Chen, S., Li, K., Xu, Q., Qiao, Y., & Wang, Y. Percept, Chat, and then Adapt: Multimodal Knowledge Transfer of Foundation Models for Open-World Video Recognition. 2024.
- [4] Chen, B., Yue, Z., Chen, S., Wang, Z., Liu, Y., Li, P., & Wang, Y. LVAgent: Long Video Understanding by Multi-Round Dynamical Collaboration of MLLM Agents. 2025.
- [5] Chen, L., Wei, X., Li, J., Dong, X., Zhang, P., Zang, Y., Chen, Z., Duan, H., Lin, B., Tang, Z., Yuan, L., Qiao, Y., Lin, D., Zhao, F., & Wang, J. ShareGPT4Video: Improving Video Understanding and Generation with Better Captions. 2024.
- [6] Chen, Z., Wang, W., Cao, Y., Liu, Y., Gao, Z., Cui, E., Zhu, J., Ye, S., Tian, H., Liu, Z., et al. Expanding Performance Boundaries of Open-Source Multimodal Models with Model, Data, and Test-Time Scaling. 2024.
- [7] Cheng, Z., Leng, S., Zhang, H., Xin, Y., Li, X., Chen, G., Zhu, Y., Zhang, W., Luo, Z., Zhao, D., & Bing, L. VideoLLaMA 2: Advancing Spatial-Temporal Modeling and Audio Understanding in Video-LLMs. 2024. <https://arxiv.org/abs/2406.07476>.
- [8] Du, Y., Li, S., Torralba, A., Tenenbaum, J. B., & Mordatch, I. Improving Factuality and Reasoning in Language Models through Multiagent Debate. 2023.
- [9] Fan, Y., Ma, X., Wu, R., Du, Y., Li, J., Gao, Z., & Li, Q. VideoAgent: A Memory-augmented Multimodal Agent for Video Understanding. 2024. <https://arxiv.org/abs/2403.11481>.
- [10] Fei, J., Li, D., Deng, Z., Wang, Z., Liu, G., & Wang, H. Video-ccam: Enhancing video-language understanding with causal cross-attention masks for short and long videos. 2024.
- [11] Fu, C., Dai, Y., Luo, Y., Li, L., Ren, S., Zhang, R., Wang, Z., Zhou, C., Shen, Y., Zhang, M., Chen, P., Li, Y., Lin, S., Zhao, S., Li, K., Xu, T., Zheng, X., Chen, E., Ji, R., & Sun, X. Video-MME: The First-Ever Comprehensive Evaluation Benchmark of Multi-modal LLMs in Video Analysis. 2024. <https://arxiv.org/abs/2405.21075>.
- [12] He, B., Li, H., Jang, Y. K., Jia, M., Cao, X., Shah, A., Shrivastava, A., & Lim, S.-N. MA-LMM: Memory-Augmented Large Multimodal Model for Long-Term Video Understanding. 2024. <https://arxiv.org/abs/2404.05726>.
- [13] Hu, J., Cheng, Z., Si, C., Li, W., & Gong, S. CoS: Chain-of-Shot Prompting for Long Video Understanding. 2025. <https://arxiv.org/abs/2502.06428>.
- [14] Huang, B., Wang, X., Chen, H., Song, Z., & Zhu, W. Vtimellm: Empower llm to grasp video moments. 2024.
- [15] Huang, G., Pang, B., Zhu, Z., Rivera, C., & Soricut, R. Multimodal pretraining for dense video captioning. 2020.
- [16] Jiang, D., Ren, X., & Lin, B. Y. LLM-Blender: Ensembling Large Language Models with Pairwise Ranking and Generative Fusion. 2023. <https://aclanthology.org/2023.acl-long.792>.
- [17] Krishna, R., Hata, K., Ren, F., Fei-Fei, L., & Niebles, J. C. Dense-Captioning Events in Videos. 2017. <https://arxiv.org/abs/1705.00754>.
- [18] Kugo, N., Li, X., Li, Z., Gupta, A., Khatua, A., Jain, N., Patel, C., Kyuragi, Y., Ishii, Y., Tanabiki, M., Kozuka, K., & Adeli, E. VideoMultiAgents: A Multi-Agent Framework for Video Question Answering. 2025. <https://arxiv.org/abs/2504.20091>.
- [19] Li, B., Zhang, Y., Guo, D., Zhang, R., Li, F., Zhang, H., Zhang, K., Li, Y., Liu, Z., & Li, C. LLaVA-OneVision: Easy Visual Task Transfer. 2024.

- [20] Li, C., Li, Z., Jing, C., Liu, S., Shao, W., Wu, Y., Luo, P., Qiao, Y., & Zhang, K. SearchLVLMS: A Plug-and-Play Framework for Augmenting Large Vision-Language Models by Searching Up-to-Date Internet Knowledge. 2024. <https://arxiv.org/abs/2405.14554>.
- [21] Li, G., Hammoud, H. A. A. K., Itani, H., Khizbullin, D., & Ghanem, B. CAMEL: Communicative Agents for "Mind" Exploration of Large Language Model Society. 2023. <https://openreview.net/forum?id=3IyL2XWDkG>.
- [22] Li, K., He, Y., Wang, Y., Li, Y., Wang, W., Luo, P., Wang, Y., Wang, L., & Qiao, Y. VideoChat: Chat-Centric Video Understanding. 2023.
- [23] Li, K., Wang, Y., He, Y., Li, Y., Wang, Y., Liu, Y., Wang, Z., Xu, J., Chen, G., Luo, P., et al. Mvbench: A comprehensive multi-modal video understanding benchmark. 2024.
- [24] Li, X., Wang, Y., Yu, J., Zeng, X., Zhu, Y., Huang, H., Gao, J., Li, K., He, Y., Wang, C., Qiao, Y., Wang, Y., & Wang, L. VideoChat-Flash: Hierarchical Compression for Long-Context Video Modeling. 2025. <https://arxiv.org/abs/2501.00574>.
- [25] Li, Y., Wang, C., & Jia, J. Llama-vid: An image is worth 2 tokens in large language models. 2025.
- [26] Liu, H., Yan, W., Zaharia, M., & Abbeel, P. World Model on Million-Length Video and Language with RingAttention. 2024.
- [27] Liu, H., Yan, W., Zaharia, M., & Abbeel, P. World Model on Million-Length Video And Language With Blockwise RingAttention. 2025. <https://arxiv.org/abs/2402.08268>.
- [28] Liu, Y., Lin, K. Q., Chen, C. W., & Shou, M. Z. VideoMind: A Chain-of-LoRA Agent for Long Video Reasoning. 2025. <https://arxiv.org/abs/2503.13444>.
- [29] Luo, Y., Zheng, X., Yang, X., Li, G., Lin, H., Huang, J., Ji, J., Chao, F., Luo, J., & Ji, R. Video-RAG: Visually-aligned Retrieval-Augmented Long Video Comprehension. 2024. <https://arxiv.org/abs/2411.13093>.
- [30] Ma, Z., Gou, C., Shi, H., Sun, B., Li, S., Rezatofighi, H., & Cai, J. DrVideo: Document Retrieval Based Long Video Understanding. 2024. <https://arxiv.org/abs/2406.12846>.
- [31] MacQueen, J. Some methods for classification and analysis of multivariate observations. 1967.
- [32] Mangalam, K., Akshulakov, R., & Malik, J. EgoSchema: A Diagnostic Benchmark for Very Long-form Video Language Understanding. 2023. <https://arxiv.org/abs/2308.09126>.
- [33] Nan, K., Xie, R., Zhou, P., Fan, T., Yang, Z., Chen, Z., Li, X., Yang, J., & Tai, Y. OpenVid-1M: A Large-Scale High-Quality Dataset for Text-to-video Generation. 2025. <https://arxiv.org/abs/2407.02371>.
- [34] OpenAI. GPT-4o System Card. 2024. <https://arxiv.org/abs/2410.21276>.
- [35] OpenAI, :, El-Kishky, A., Wei, A., Saraiva, A., Minaiev, B., Selsam, D., Dohan, D., Song, F., Lightman, H., Clavera, I., Pachocki, J., Tworek, J., Kuhn, L., Kaiser, L., Chen, M., Schwarzer, M., Rohaninejad, M., McAleese, N., contributors, Mürk, O., Garg, R., Shu, R., Sidor, S., Kosaraju, V., & Zhou, W. Competitive Programming with Large Reasoning Models. 2025. <https://arxiv.org/abs/2502.06807>.
- [36] Radford, A., Kim, J. W., Hallacy, C., Ramesh, A., Goh, G., Agarwal, S., Sastry, G., Askell, A., Mishkin, P., Clark, J., et al. Learning transferable visual models from natural language supervision. 2021.
- [37] Shen, X., Xiong, Y., Zhao, C., Wu, L., Chen, J., Zhu, C., Liu, Z., Xiao, F., Varadarajan, B., Bordes, F., Liu, Z., Xu, H., J. Kim, H., Soran, B., Krishnamoorthi, R., Elhoseiny, M., & Chandra, V. LongVU: Spatiotemporal Adaptive Compression for Long Video-Language Understanding. 2024.
- [38] Shinn, N., Cassano, F., Gopinath, A., Narasimhan, K. R., & Yao, S. Reflexion: language agents with verbal reinforcement learning. 2023. <https://openreview.net/forum?id=vAElhFcKW6>.
- [39] Shu, Y., Zhang, P., Liu, Z., Qin, M., Zhou, J., Huang, T., & Zhao, B. Video-XL: Extra-Long Vision Language Model for Hour-Scale Video Understanding. 2024.
- [40] Song, E., Chai, W., Wang, G., Zhang, Y., Zhou, H., Wu, F., Chi, H., Guo, X., Ye, T., Zhang, Y., et al. Moviechat: From dense token to sparse memory for long video understanding. 2024.
- [41] Team, G. Gemini 1.5: Unlocking multimodal understanding across millions of tokens of context. 2024. <https://arxiv.org/abs/2403.05530>.

- [42] Wang, X., Song, D., Chen, S., Zhang, C., & Wang, B. LongLLaVA: Scaling Multi-modal LLMs to 1000 Images Efficiently via a Hybrid Architecture. 2024.
- [43] Wang, X., Zhang, Y., Zohar, O., & Yeung-Levy, S. VideoAgent: Long-form video understanding with large language model as agent. 2024.
- [44] Wang, Y., Li, X., Yan, Z., He, Y., Yu, J., Zeng, X., Wang, C., Ma, C., Huang, H., Gao, J., Dou, M., Chen, K., Wang, W., Qiao, Y., Wang, Y., & Wang, L. InternVideo2.5: Empowering Video MLLMs with Long and Rich Context Modeling. 2025. <https://arxiv.org/abs/2501.12386>.
- [45] Wang, Z., Mao, S., Wu, W., Ge, T., Wei, F., & Ji, H. Unleashing Cognitive Synergy in Large Language Models: A Task-Solving Agent through Multi-Persona Self-Collaboration. 2023.
- [46] Wang, Z., Yu, S., Stengel-Eskin, E., Yoon, J., Cheng, F., Bertasius, G., & Bansal, M. VideoTree: Adaptive Tree-based Video Representation for LLM Reasoning on Long Videos. 2024.
- [47] Weng, Y., Han, M., He, H., Chang, X., & Zhuang, B. Longvlm: Efficient long video understanding via large language models. 2024.
- [48] Wu, H., Li, D., Chen, B., & Li, J. LongVideoBench: A Benchmark for Long-context Interleaved Video-Language Understanding. 2024. <https://arxiv.org/abs/2407.15754>.
- [49] Wu, Q., Bansal, G., Zhang, J., Wu, Y., Zhang, S., Zhu, E., Li, B., Jiang, L., Zhang, X., & Wang, C. AutoGen: Enabling Next-Gen LLM Applications via Multi-Agent Conversation Framework. 2023.
- [50] Xie, T., Zhou, F., Cheng, Z., Shi, P., Weng, L., Liu, Y., Hua, T. J., Zhao, J., Liu, Q., Liu, C., et al. OpenAgents: An Open Platform for Language Agents in the Wild.
- [51] Xue, F., Chen, Y., Li, D., Hu, Q., Zhu, L., Li, X., Fang, Y., Tang, H., Yang, S., Liu, Z., et al. Longvila: Scaling long-context visual language models for long videos. 2024.
- [52] Yang, Z., Chen, D., Yu, X., Shen, M., & Gan, C. VCA: Video Curious Agent for Long Video Understanding. 2024. <https://arxiv.org/abs/2412.10471>.
- [53] Ye, J., Wang, Z., Sun, H., Chandrasegaran, K., Durante, Z., Eyzaguirre, C., Bisk, Y., Niebles, J. C., Adeli, E., Fei-Fei, L., Wu, J., & Li, M. Re-thinking Temporal Search for Long-Form Video Understanding. 2025. <https://arxiv.org/abs/2504.02259>.
- [54] You, Z., Wen, Z., Chen, Y., Li, X., Zeng, R., Wang, Y., & Tan, M. Towards Long Video Understanding via Fine-detailed Video Story Generation. 2024. <https://arxiv.org/abs/2412.06182>.
- [55] Zeng, X., Li, K., Wang, C., Li, X., Jiang, T., Yan, Z., Li, S., Shi, Y., Yue, Z., Wang, Y., et al. Timesuite: Improving mllms for long video understanding via grounded tuning. 2024.
- [56] Zhang, B., Zhang, P., Dong, X., Zang, Y., & Wang, J. Long-CLIP: Unlocking the Long-Text Capability of CLIP. 2024.
- [57] Zhang, H., Li, X., & Bing, L. Video-llama: An instruction-tuned audio-visual language model for video understanding. 2023.
- [58] Zhang, Y., Wu, J., Li, W., Li, B., Ma, Z., Liu, Z., & Li, C. Video Instruction Tuning With Synthetic Data. 2024. <https://arxiv.org/abs/2410.02713>.
- [59] Zhao, J., Zu, C., Xu, H., Lu, Y., He, W., Ding, Y., Gui, T., Zhang, Q., & Huang, X. LongAgent: Scaling Language Models to 128k Context through Multi-Agent Collaboration. 2024.
- [60] Zhi, Z., Wu, Q., shen, M., Li, W., Li, Y., Shao, K., & Zhou, K. VideoAgent2: Enhancing the LLM-Based Agent System for Long-Form Video Understanding by Uncertainty-Aware CoT. 2025. <https://arxiv.org/abs/2504.04471>.
- [61] Zhou, J., Shu, Y., Zhao, B., Wu, B., Xiao, S., Yang, X., Xiong, Y., Zhang, B., Huang, T., & Liu, Z. MLVU: A Comprehensive Benchmark for Multi-Task Long Video Understanding. 2024.
- [62] Zhu, J., Wang, W., Chen, Z., Liu, Z., Ye, S., Gu, L., Duan, Y., Tian, H., Su, W., Shao, J., Gao, Z., Cui, E., Cao, Y., Liu, Y., Wei, X., Zhang, H., Wang, H., Xu, W., Li, H., Wang, J., Chen, D., Li, S., He, Y., Jiang, T., Luo, J., Wang, Y., He, C., Shi, B., Zhang, X., Shao, W., He, J., Xiong, Y., Qu, W., Sun, P., Jiao, P., Lv, H., Wu, L., Zhang, K., Deng, H., Ge, J., Chen, K., Wang, L., Dou, M., Lu, L., Zhu, X., Lu, T., Lin, D., Qiao, Y., Dai, J., & Wang, W. InternVL3: Exploring Advanced Training and Test-Time Recipes for Open-Source Multimodal Models. 2025. <https://arxiv.org/abs/2504.10479>.

A Prompts of VideoChat-A1.

In this section, we introduce the prompts used in VideoChat-A1, as shown in Table 8. These prompts are carefully designed to precisely fulfill the requirements of each step in the VideoChat-A1 pipeline.

| Prompt | Content |
|---|---|
| Prompt to decide whether to watch the whole video | <p>You are given a single-choice question, options, subtitles, and some frames of the long video. You should not only look at the textual information but also consider the input visual information, taking everything into account. If you can answer the question accurately and comprehensively based on the existing information, especially the visual information, and further watching the entire video will not significantly improve the quality of the answer, then you don't need to watch the entire video and can answer 'No.'. However, if the existing information is not sufficient to fully answer the question, and watching the entire video may obtain information crucial for answering the question, please reply 'Yes'.</p> <p>The frame tokens: {Frame tokens}</p> <p>The question is:{Question}</p> <p>The options is:{Options}</p> <p>The subtitles is:{Subtitles}(If have)</p> <p>Output:{Yes/No}</p> |
| Prompt for generate the key information | <p>Given some frames from a long video, subtitles, a single-choice question, and options, identify the key information needed to answer the question. Focus on visual cues, context, and temporal relationships within the frames. Limit your response to 50 words.</p> <p>The frame tokens: {Frame tokens}</p> <p>The question is:{Question}</p> <p>The options is:{Options}</p> <p>The subtitles is:{Subtitles}(If have)</p> |
| Prompt for generating the answer | <p>Given some frames from a long video, subtitles, a single-choice question, and options, select the best answer to the following question based on the video and the subtitles. Respond with only the letter (A, B, C, or D) of the correct option.</p> <p>The frame tokens: {Frame tokens}</p> <p>The question is:{Question}</p> <p>The options is:{Options}</p> <p>The subtitles is:{Subtitles}(If have)</p> <p>The Key Info is:{Key Info}</p> <p>The best answer is:</p> |
| Prompt for generating the reason | <p>You are given a single-choice question, options, some frames of the long video, the key information of the question and the choice you have made. You should not only look at the textual information but also consider the input visual information, taking everything into account. Base on the provided information, your task is to explain the reason behind your choice.</p> <p>The frame tokens: {Frame tokens}</p> <p>The question is: {Question}</p> <p>The options is:{Options}</p> <p>The Key Info is:{Key Info}</p> <p>Your choice is {Choice}</p> |

| Prompt | Content |
|--|---|
| Prompt for confidence Evaluation | <p>You are given a single-choice question, options, some frames of the long video, your choice for the question and the reason. Your task is to evaluate whether the selected choice is correct. Criteria for Evaluation: Insufficient Information (Confidence Level: 1): There isn't enough clear information to be sure. Partial Information (Confidence Level: 2): The decision is likely correct, but there's some uncertainty. Sufficient Information (Confidence Level: 3): The decision is clearly supported by the given information. You need to provide the Confidence Level (a number of 1 or 2 or 3) according to the Criteria for Evaluation. Choose the confidence level that best reflects how clearly the input supports your choice. Respond with only the JSON format: 'confidence': 'x', where 'x' is Confidence Level, without any additional text, explanation, or formatting.</p> <p>The frame tokens: {Frame tokens}</p> <p>The question is: {Question}</p> <p>The options is: {Options}</p> <p>Your choice is {Choice}</p> <p>Your reason is {Reason}</p> |
| Prompt for updating the key information in Round i | <p>Given some frames from a long video, subtitles, a single-choice question, and options, the old key information and the old choices and reasons, identify the key information needed to answer the question. Focus on visual cues, context, and temporal relationships within the frames. Limit your response to 50 words.</p> <p>The frame tokens: {Frame tokens}</p> <p>The question is: {Question}</p> <p>Round 1 Key Info: {Key Info in Round 1}</p> <p>Round 1 Choice: {Choice in Round 1}</p> <p>Round 1 Reason: {Reason in Round 1}</p> <p>...</p> <p>Round i-1 Key Info: {Key Info in Round i-1}</p> <p>Round i-1 Choice: {Choice in Round i-1}</p> <p>Round i-1 Reason: {Reason in Round i-1}</p> |

Table 8: The prompting templates used in different steps of VideoChat-A1.

B Visualization and Experimental Comparison of Different Models.

As shown in Fig. 5, direct reasoning models such as GPT-4o [34] and Qwen2.5VL-72B [1] perform global sampling on videos and struggle to focus on key information in long videos. Agent-based methods like VideoTree [46] often suffer from incorrect or redundant sampling to generate noisy caption for wrong answer, due to the lack of deep thinking on shots in a long video. Although VideoAgent [43] implements a dynamic frame selection process, it performs retrieval in a frame-by-frame manner, which makes it susceptible to redundant information. Moreover, VideoAgent relies heavily on captions to answer questions, resulting in the loss of substantial visual information. While CoS [13] shares the same name—Chain of Shot—with the method proposed in this work, it does not implement a multi-round dynamic shot partition. Instead, it instead performs only a single-step inference. Specifically, it uniformly samples frames from the video and groups every four adjacent frames into a single “shot.” All shots are then categorized into positive and negative shots based on their relevance to the given question. The model generates three separate answers: one from the positive shots, one from the negative shots, and one from uniformly sampled frames. These responses are aggregated to produce the final answer. In contrast, VideoChat-A1 interactively employs shot perception and reasoning via Chain-of-Shot, which progressively looks into relevant shots through a reflective process to achieve superior performance.

Table 9 presents the experimental results of our method compared with the agent-based methods shown in Fig. 5. VideoChat-A1 (InternVL2.5-8B) achieves 72.1% on Egoschema, corresponding to absolute gains of 18.0% and 11.0% over VideoAgent (54.1%) and VideoTree (61.1%), respectively. On LongVideoBench, VideoChat-A1 (InternVideo2.5-8B) attains 65.4%, improving by 12.6% over CoS (LongVA) and by 6.5% over CoS (LLaVA-Video). For MLVU (M-avg), VideoChat-A1 (InternVideo2.5-8B) reaches 76.2%, outperforming CoS (LongVA) by 17.3% and CoS (LLaVA-Video) by 4.8%. Finally, on Video-MME without subtitles, VideoChat-A1 (InternVideo2.5-8B) achieves 72.9%, with 19.4% and 8.5% improvements over CoS (LongVA) and CoS (LLaVA-Video). On Video-MME with subtitles, it achieves 76.8%, with 21.1% and 5.3% improvements over CoS (LongVA) and CoS (LLaVA-Video), respectively.

| Model | Egoschema | LongVideoBench | MLVU (M-avg) | Video-MME | | | |
|---|-----------|----------------|-----------------|-----------|-----------|-----------|-----------|
| | | | | Short | Medium | Long | Average |
| VideoAgent [43] | 54.1 | - | - | - | - | - | - |
| VideoTree (GPT-4) [46] | 61.1 | - | - | - | - | - | - |
| CoS (LongVA) [13] | - | 52.8 | 58.9 | 61.6/64.2 | 52.0/54.4 | 46.8/48.5 | 53.5/55.7 |
| CoS (LLaVA-Video) [13] | - | 58.9 | 71.4 | 77.2/80.1 | 62.4/69.4 | 53.8/65.1 | 64.4/71.5 |
| VideoChat-A1 (Qwen2.5-VL-7B) | 70.7 | 64.2 | 71.9 | 78.0/81.2 | 73.1/77.4 | 64.3/70.9 | 71.8/76.5 |
| VideoChat-A1 (InternVL2.5-8B) | 72.1 | 65.2 | 75.1 | 80.8/81.4 | 72.3/76.8 | 63.7/72.6 | 72.3/77.0 |
| VideoChat-A1 (InternVideo2.5-8B) | 70.1 | 65.4 | 76.2 | 81.4/82.4 | 72.8/76.7 | 65.0/71.2 | 72.9/76.8 |

Table 9: Comparison with other three agent-baesd models on four Long Video Understanding Tasks. The Video-MME results are presented in the format “w/o subs / w/ subs”.

C Details of the Training of LongCLIP.

To enable LongCLIP to handle long-video understanding tasks, we construct a fine-tuning dataset by sampling videos from ActivityNet [17], OpenVid-1M [33], ViTT [15], and MovieChat-Caption [40]. Specifically, we first select videos that are already segmented into multiple clips, each paired with corresponding captions. These clip-caption pairs are directly used as training samples. For the remaining videos, we filter out those shorter than 5 seconds, longer than 15 minutes, or whose captions contain fewer than 10 words. After filtering, we manually create a subset, resulting in a long-video retrieval dataset consisting of 47k samples. The average video length is 101.40 seconds, and each caption contains an average of 72.29 words. The composition of the dataset is summarized in Table 10.

| Dataset | Instance Num | Avg Caption Length | Avg Video Length |
|---------------------|-----------------|-----------------------|---------------------|
| ActivityNet-Caption | 2,1352 | 15.20 | 165.32 |
| OpenVid-1M | 2,2348 | 132.22 | 8.78 |
| ViTT | 3,024 | 22.51 | 280.04 |
| MovieChat-Caption | 496 | 132.92 | 432.57 |
| Total | 47,220 | 72.29 | 101.40 |

Table 10: Instance numbers of different datasets for training the LongCLIP.

Since LongCLIP is originally designed for image inputs, we adapt it to video by uniformly sampling 16 frames from each shot and applying a 3D convolution to extract spatiotemporal features compatible with LongCLIP’s input format. We adopt the training hyperparameters following the LongCLIP paper, with a batch size of 1024, 3 training epochs, a weight decay of 1e-2, and a learning rate of 1e-4.

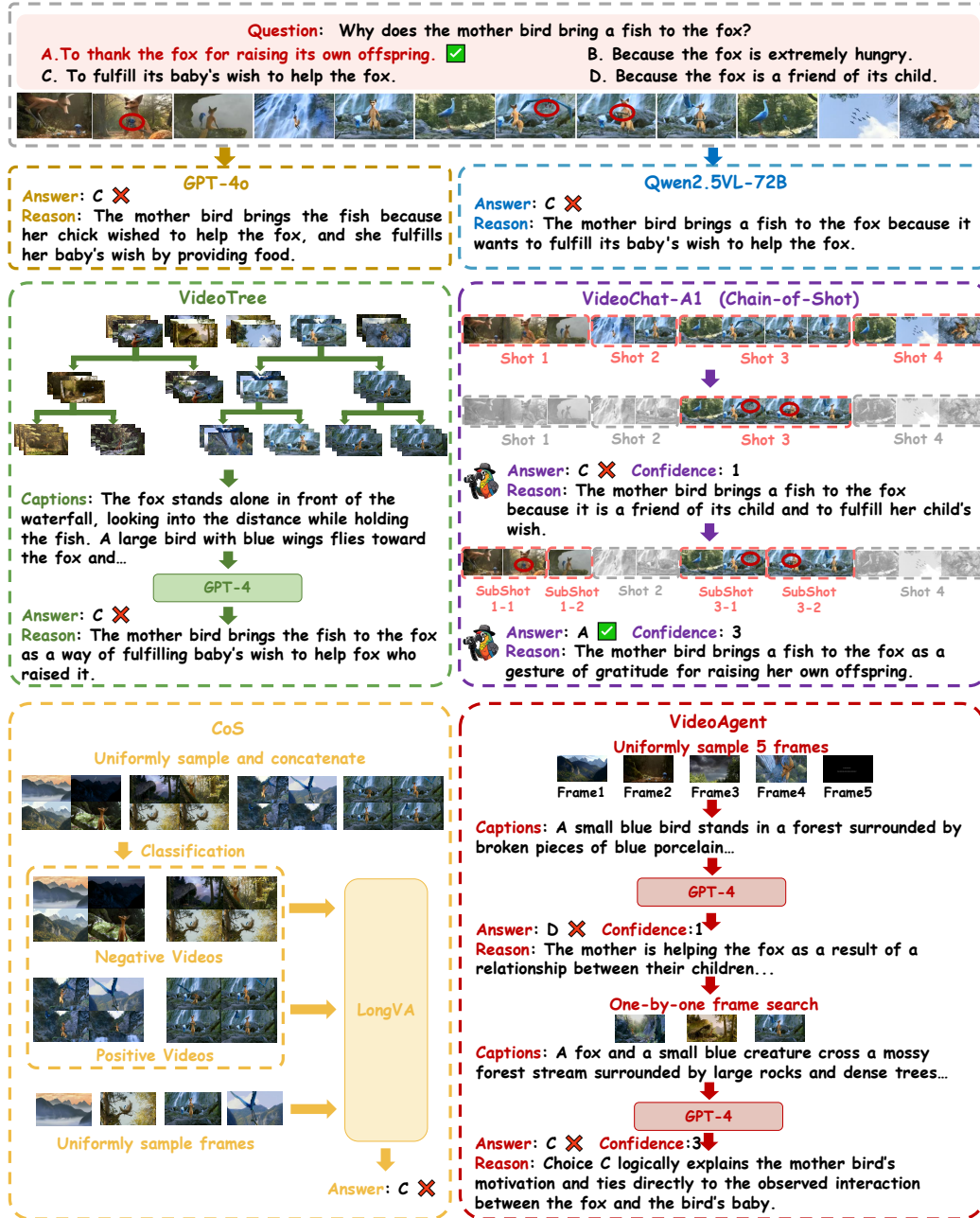


Figure 5: Visual comparison of different models.