

Refer to Anything with Vision-Language Prompts

Shengcao Cao¹ Zijun Wei² Jason Kuen² Kangning Liu² Lingzhi Zhang²
 Jiuxiang Gu² HyunJoon Jung² Liang-Yan Gui¹ Yu-Xiong Wang¹

¹University of Illinois Urbana-Champaign ²Adobe

{cao44, lgui, yxw}@illinois.edu {zwei, kuen, kangning1, lingzha, jigu, hjung}@adobe.com

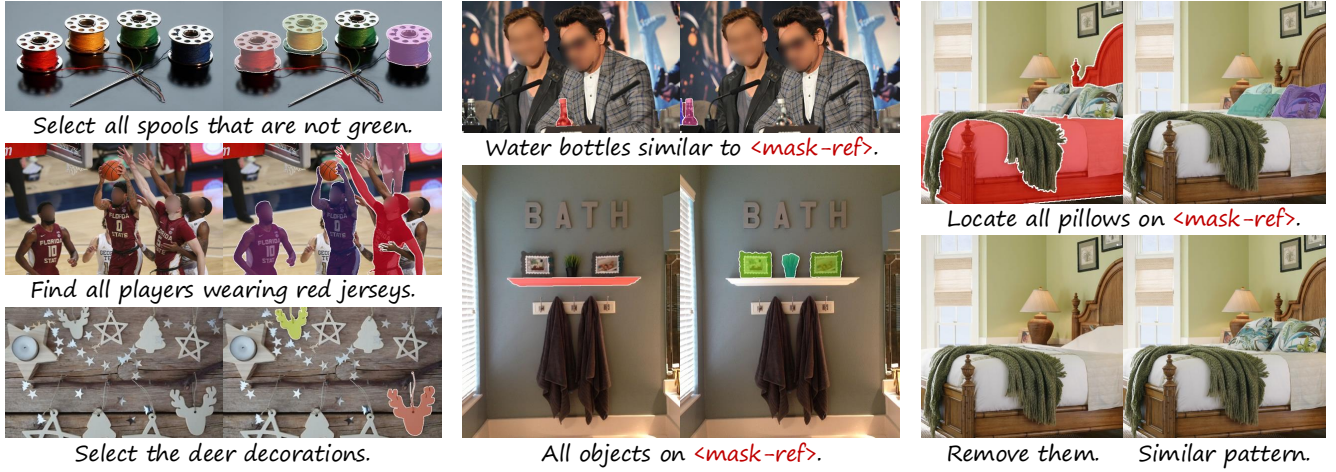


Figure 1. **Omnimodal referring expression segmentation (ORES) according to arbitrary vision-language prompts.** (Left) Our approach, Refer to Any Segmentation Mask Group (RAS), can understand a complex text prompt involving multiple conditions. (Middle) Reference visual entities can be included as visual prompts to enhance expressivity, addressing the challenge of describing the same details using language alone. (Right) The grouped segmentation masks conveniently enable various fine-grained downstream applications, such as object removal and editing. In each pair of images, the left one is the input and the right one is the output. Best viewed on an electronic device with zoom-in functionality.

Abstract

Recent image segmentation models have advanced to segment images into high-quality masks for visual entities¹, and yet they cannot provide comprehensive semantic understanding for complex queries based on both language and vision. This limitation reduces their effectiveness in applications that require user-friendly interactions driven by vision-language prompts. To bridge this gap, we introduce a novel task of omnimodal referring expression segmentation (ORES). In this task, a model produces a group of masks based on arbitrary prompts specified by text only or text plus reference visual entities. To address this new challenge, we propose a novel framework to “Refer to Any Segmentation Mask Group” (RAS), which augments segmentation models with complex multimodal interactions and comprehension via a mask-centric large multimodal model.

¹Countable objects and amorphous stuff regions [23, 45].

For training and benchmarking ORES models, we create datasets MASKGROUPS-2M and MASKGROUPS-HQ to include diverse mask groups specified by text and reference entities. Through extensive evaluation, we demonstrate superior performance of RAS on our new ORES task, as well as classic referring expression segmentation (RES) and generalized referring expression segmentation (GRES) tasks. Project page: <https://Ref2Any.github.io>.

1. Introduction

Referring expression segmentation (RES) [18, 34, 69] enables language-based object segmentation by relating a text prompt with a segmentation mask for the referred target, and can be generalized (*i.e.*, GRES [34]) for multiple targets. However, real-world applications, such as autonomous driving [9, 52], robotics [14, 37, 64], augmented reality [25], and image editing [15, 41, 53], require ad-

ditional flexibility in the prompt. As exemplified in Figure 1, a user may want to specify a segmentation instruction that involves a *relationship/comparison/interaction with a reference visual entity* (see red regions in the middle column). Expressing the reference via visual and text prompts together is usually preferred over text-only descriptions in such cases, because language may not be able to concisely and accurately locate the reference entity or describe its intricate characteristics in a complex image.

In this work, we introduce a novel task of **omnimodal referring expression segmentation (ORES) with vision-language prompts** (Figure 1). For a given image, the system generates a *group* of relevant masks that satisfy a user-specified instruction, which can be a) a text-only prompt describing a property (*e.g.*, category, attribute, position, or their combination) of the targets, or b) a vision-enriched prompt that provides masks of reference entities and expresses a complex property involving the reference entities.

Unfortunately, *it is not straightforward to extend existing models for this new challenge* (Table 1). Interactive segmentation models (*e.g.*, SEEM [77]) accept both text and visual prompts, but visual prompts only lead to the directly indicated entity rather than any related ones. In contrast, ORES aims to return a group of relevant masks based on the prompt, providing a more contextually cohesive response to the user’s input. The visual prompt can be provided to conveniently describe a relationship between the target(s) and a reference visual entity that is difficult to describe verbally. Some grounding large multimodal models (LMMs) accept mask or region prompts [49, 68, 73], but they are designed for descriptive tasks [4, 71], not for segmentation. Another limitation of most existing models (except GRES models [34]) is that they generate only one target per query, even if multiple targets are available in the image.

Paradigm	Prompt		Target	
	Text	Mask	Mask	Group
Interactive segmentation [24, 77]	○	○	✓	✗
RES [18, 65], GRES [34]	✓	✗	✓	○
LMM [10, 35, 75]	✓	✗	✗	✗
Grounding LMM [27, 49, 73]	✓	○	✓	○
ORES (Ours)	✓	✓	✓	✓

Table 1. **Comparison with existing paradigms.** Our omnimodal referring expression segmentation (ORES) task poses new challenges for all prior methods, including allowing mask-based visual prompts for reference visual entities and predicting a group of masks. ✓: supported, ○: partially supported, ✗: unsupported.

To address the ORES challenge, we adopt a simple yet effective approach that enables vision-language comprehension at the mask level. We *extend segmentation foundation models [24] with multimodal semantic understanding of segmentation masks* to leverage the strengths of both

segmentation foundation models and LMMs: Segmentation foundation models, such as SAM [24], benefit from large-scale training data with fine-grained mask annotations, but have limited semantic understanding of the produced masks; LMMs excel at language-based comprehension of visual inputs, but datasets that can train LMMs for pixel-level grounding are much smaller in scale [27]. With such insight, we propose a framework, **Refer to Any Segmentation Mask Group (RAS)**, to bridge the strengths of both sides. We first leverage the visual entity masking ability of segmentation models to propose a pool of candidate masks, which effectively covers the true targets, as we will show in Section 5.3. Then, we introduce a *mask-centric* LMM with enhanced semantic understanding of each visual entity encapsulated by candidate masks.

Specifically, our RAS framework a) employs a segmentation foundation model to propose candidate masks, b) extracts semantic-rich visual feature maps with an ensemble of visual backbones [56], c) produces entity-level visual features by aggregating the features within each masked region to form *mask tokens*, and d) aligns mask tokens with a language model through visual instruction tuning [35]. Notably, reference masks in vision-enriched prompts can be naturally converted into mask tokens as part of the input. In this mask-centric formulation, each mask token is designed to encode one visual entity instead of a fixed-size image patch. This approach is more suitable for modeling the semantics of individual entities and their interactions.

ORES requires the model to output a group of target masks, which is essentially a set prediction problem [51] and is known to pose difficulties in model optimization [54]. To facilitate optimization, we adopt a *non-autoregressive decoding* [2, 59] procedure in RAS. Instead of letting the model output the selected masks one by one autoregressively [27, 62, 73] in the prediction stage, we feed all candidate mask tokens into the model and learn to perform binary classification on each contextualized mask token to decide whether this candidate should be included in the group or not. With this design, we avoid directly predicting a sequence of mask embeddings [27, 73] and effectively convert the set prediction problem into an easy-to-optimize per-mask binary classification problem.

To learn RAS, we construct a large-scale instruction-tuning dataset MASKGROUPS-2M by automatically repurposing object-level annotations from existing datasets [16, 26, 32, 34, 69]. Based on labeled categories, attributes, and relationships of objects, we create 2 million mask groups for visual instruction tuning. Furthermore, in order to align RAS with user preferences and evaluate its performance in real-world applications, we collect a high-quality mask grouping dataset MASKGROUPS-HQ by requesting expert human annotators to propose meaningful visual entity groups and select the corresponding masks.

In summary, our main contributions include:

- We introduce the omnimodal referring expression segmentation (ORES) task, which extends the classic RES and GRES tasks with vision-language prompts for more flexible and practical use cases.
- We propose the Refer to Any Segmentation Mask Group (RAS) framework to strengthen the semantic understanding of segmentation masks with a mask-centric LMM and produce mask groups for vision-language prompts.
- We build a large-scale dataset MASKGROUPS-2M for instruction tuning of RAS and curate MASKGROUPS-HQ for alignment with human preferences and evaluation.
- Empirical results demonstrate state-of-the-art performance of our solution on the newly proposed ORES dataset, as well as classic RES and GRES benchmarks.

2. Related Work

Referring expression segmentation (RES) aims to segment one object at a time based on descriptions in natural language [18, 20, 40, 69]. Earlier approaches focused on combining visual and language features [3, 13, 19, 29, 33, 67] and incorporating transformer models [21, 61, 65, 66]. Recent advancements [34] have expanded the classic RES task to include multi-target and no-target queries, referred to as generalized RES (GRES). Building on this progress, our work further enhances GRES by enabling more effective and user-friendly interactions through the flexible integration of visual and textual inputs.

Large multimodal models (LMMs) extend large language models (LLMs) [11, 47, 58] with vision-language capabilities via visual instruction tuning [10, 35, 75]. Early LMMs are mainly based on CLIP [48] patch-level visual features and show weaknesses in object-level comprehension and reasoning [30, 55–57]. LMMs can be equipped with grounding capabilities for generating bounding boxes [4, 28, 43, 44, 60, 68] or segmentation masks [27, 49, 50, 73] via training on converted datasets with semantic-pixel alignment. Unlike prior LMMs, our RAS is not trained for text generation, because text responses are unnecessary in the task and applications we consider (Figure 1), and high-quality mask groups are prioritized.

Grounding LMMs provide grounded vision-language understanding, and achieve state-of-the-art performance in RES and GRES [5, 8, 27, 49, 63, 73, 74]. Among them, Groundhog [73] is most related to our work, which also performs RES by selecting from mask proposals. Our RAS differs from Groundhog in these critical aspects: a) We adopt a non-autoregressive decoding procedure, outperforming the traditional autoregressive decoding used by Groundhog (Section 5.3). b) We accept mask-based visual prompts for the complex ORES task, while for Groundhog, mask prompts are only effective in region description tasks.

3. Refer to Any Segmentation Mask Group

Extending the decoupling strategy in open-vocabulary segmentation [17, 31, 70], our approach leverages a segmentation model to propose candidate masks for a given image. As the segmentation model does not directly comprehend the complex vision-language prompt, we design a *mask-centric* large multimodal model (LMM) to address the new challenge of understanding and grouping these masks. Our proposed framework, **Refer to Any Segmentation Mask Group (RAS)**, illustrated in Figure 2, includes several specialized components: a segmentation model that proposes candidates, a mask projector that encodes mask features, a binary selection classifier that determines which masks to include, and a non-autoregressive decoding procedure for more effective model optimization. We introduce the model designs in Section 3.1 and training procedure in Section 3.2.

3.1. Architecture Designs

LMM as meta-architecture. The widely adopted LMM architecture [35] uses a CLIP visual encoder [48] to extract features from a given image, and then maps the visual features into the language feature space via a lightweight *image projector*. The converted visual tokens are concatenated with text tokens to form a sequence and fed into a large language model (LLM) to generate output responses autoregressively [47]. Although LMMs have acquired strong image-level vision-language capabilities, they are not originally designed for tasks focusing on understanding fine-grained visual entities. Therefore, to perform the mask grouping task, we enhance LLaVA-1.5 [36] (finetuned from Vicuna-13B [7]) with the ability to encode mask representations and select masks according to input prompts.

Mask tokenization. After segmenting the image into candidate masks, we tokenize the masks into individual elements for the LLM to understand. Given a segmentation mask (either proposed by segmentation models or specified by users) plus feature maps extracted by visual encoders from the entire image, we perform *mask pooling* to aggregate visual features within the mask. More specifically, the mask is downsampled to the same spatial size as each visual feature map, and visual features within the downsampled mask are averaged to produce the mask-level feature. Then, a lightweight *mask projector* converts the concatenated mask-level features into the language feature space, and finally we consider these converted features as mask tokens. This procedure is depicted in the mask tokenization block in Figure 2. Furthermore, we prepend a learnable special token `<mask-pool-pre>` to each token that corresponds to a candidate mask. This special token indicates that the following token will be a mask token converted from a continuous embedding of a mask in the pool of candidates. These mask tokens are concatenated with the global visual tokens and text tokens as the LLM inputs.

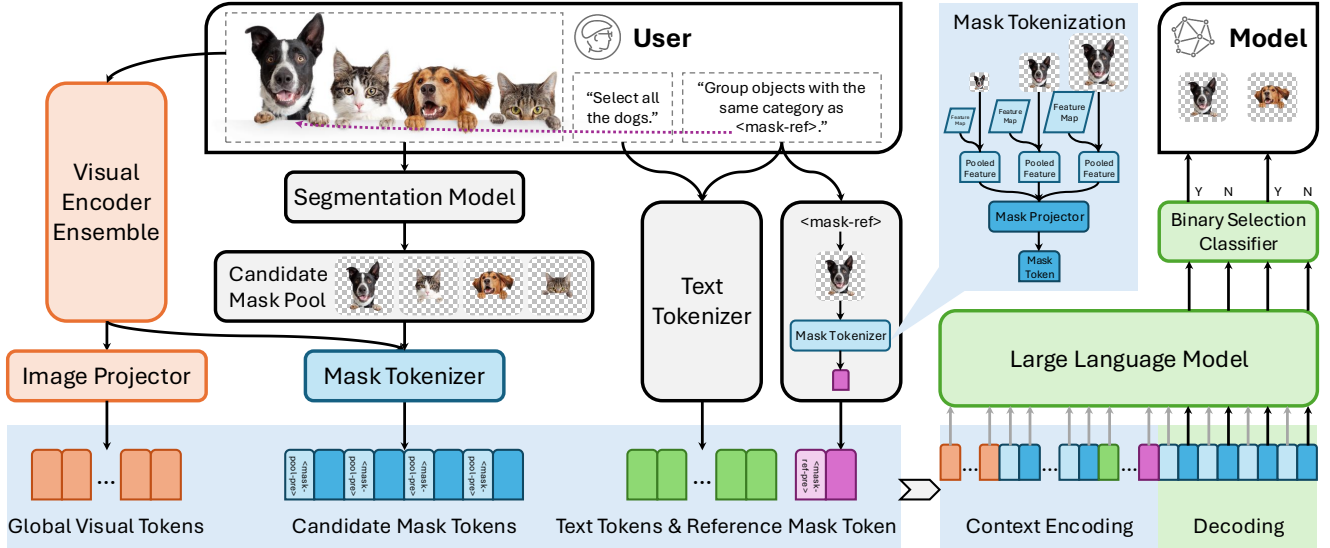


Figure 2. **Overview of our Refer to Any Segmentation Mask Group (RAS) framework.** We extend LLaVA-1.5 [36] with a segmentation model, a visual encoder ensemble, mask tokenization, and a binary selection classifier for mask grouping. The decoding procedure of the LLM is non-autoregressive [2], as the input tokens are given as candidate mask tokens rather than predicted from previous tokens.

Reference mask representation. In the input, reference masks are encoded similarly to the candidate masks. For instance, in the prompt “Select all objects with the same color as <mask-ref>,” the special token <mask-ref> would be replaced by the actual token of the reference mask specified by the user. We can reuse the mask tokenization for encoding candidate mask tokens, but one minor difference is that we prepend different special tokens to candidate mask tokens and reference mask tokens, in order to distinguish their roles. For candidate masks, we prepend <mask-pool-pre> to indicate that the next token will be an embedding for a candidate mask, and the model should interpret it as one possible choice for the mask grouping task. For reference masks, we prepend <mask-ref-pre> to indicate that the next token will be a reference mask embedding, which allows the model to extract related information for the mask grouping prompt.

Visual feature ensemble. Recent studies [56, 57] suggest that the CLIP visual encoder [48] has several inherent weaknesses such as unlocalized features. Therefore, CLIP alone is not ideal for our mask grouping task, as we need *localized features* to represent and distinguish different masks. Following Cambrian-1 [56], we employ an ensemble of four visual encoders: CLIP [48], SigLIP [72], ConvNeXt-based CLIP [6, 38], and DINOv2 [42]. In addition, we create a position-aware feature map from 2D sinusoidal position embeddings [12] to explicitly encode positions. To tokenize each mask, after computing mask-pooled features from all encoders, we concatenate them all to produce an aggregated mask feature, and then use the mask projector to map the feature into a language-aligned token. Since the mask pool-

ing operation is performed per feature map, we allow different resolutions for each visual encoder, which better preserves the original capabilities of each encoder.

Mask group decoding. Given a set of candidate masks, our model needs to predict a subset (group) of masks according to the prompt. For mask group prediction, a straightforward solution may be directly predicting continuous mask embeddings one by one in an autoregressive manner [27, 62, 73]. However, this is challenging because a) LLMs are originally trained to model a distribution over discrete tokens, and b) learning to predict an unordered set is inherently hard due to the instable bipartite matching between predictions and the ground truth [54]. For consistency with the discrete nature of LLMs and effective model optimization, we reformulate the mask group prediction problem as a *per-mask binary classification* problem (Figure 2). More specifically, we learn to make a binary prediction for each candidate mask to indicate whether it should be included in the mask group based on the input prompt. We first provide all the tokens that encode the context, and then feed the candidate mask tokens again to the LLM to capture their output hidden states. Leveraging the strong semantic understanding and reasoning capabilities of the LLM, the output hidden state can indicate whether a candidate mask is positively related to the user prompt. Finally, a learnable *binary selection classifier* is applied on top of the hidden states to produce the binary predictions.

Note that our LLM decoding does not follow the autoregressive paradigm—the inference-time input to the LLM is fixed as the candidate mask tokens, instead of using the previous output tokens. As we will show in Section 5.3, this

simple and direct decoding strategy greatly outperforms traditional autoregressive decoding. Meanwhile, we can perform binary classification on all candidate masks in one pass to boost inference efficiency, while autoregressive generation can output only one token at a time.

3.2. Multi-stage Training

Training stages. To efficiently train the model containing both pretrained weights and randomly initialized weights, we divide the training into two stages following the practice of LLaVA [35]. The first stage is mask projector pretraining, during which we freeze all modules except the mask projector, as it is a new module that cannot inherit from LLaVA model weights. We design a pretext task where we provide *only mask tokens and text prompts* (without global visual tokens) to the LLM and let it predict the image-level description, which is similar to the original LLaVA pretraining task but uses mask tokens instead. This task aligns mask tokens with the LLM, so that they can jointly produce image descriptions. We find it viable to *caption images using only mask tokens* and the loss converges to a level similar to LLaVA pretraining, because mask tokens can capture and describe the major objects, which is enough to caption object-centric images. For this stage, we reuse the pretraining data from LLaVA, a set of image-caption pairs, and add SAM-generated [24] masks to each image.

In the second stage, visual instruction tuning, we fine-tune all modules except the visual encoders for the mask grouping task. Given an image and a set of candidate masks, the model learns to predict the correct subset of masks based on the input vision-language prompt. The model can be further finetuned on task-specific data to adapt the model for greater specialization in downstream tasks like RES.

Training objectives. In the pretraining stage, the expected model outputs are text-only, so we can train the model using cross-entropy loss [35, 47]. During the visual instruction tuning stage, the learning task transitions to mask grouping. Therefore, we change the training objective from maximizing the likelihood of the caption to optimizing for per-mask binary classification. More specifically, we compute the mean binary cross-entropy loss, averaged over all candidate masks. Among numerous mask candidates, usually only a few should be selected in the group. Due to this imbalanced distribution of positive and negative samples, we assign a larger loss weight to positive candidates.

4. Data for Model Training and Evaluation

To effectively train and evaluate RAS, we build two datasets: MASKGROUPS-2M, which is a dataset containing 2 million samples automatically generated from existing datasets with object-level annotations, and MASKGROUPS-HQ, which is a smaller, high-quality and diverse dataset annotated by human annotators.

4.1. MASKGROUPS-2M: Data Repurposed for Visual Instruction Tuning

Each training sample of the mask grouping task consists of an image, a set of candidate masks, a prompt (described by free-form text and optional reference masks), and a target mask group containing an arbitrary number of masks. No existing datasets provide all of these elements. To build MASKGROUPS-2M, we convert object-level annotations into the mask grouping format with templates. Table 2 summarizes the sources of each component in MASKGROUPS-2M. More details are in the supplementary material.

Source	w/o <mask-ref>				w/ <mask-ref>			
	Cat.	Att.	Pos.	Free.	Cat.	Att.	Pos.	Free.
MS-COCO+LVIS [16, 32]	166K	-	-	-	166K	-	-	-
VG [26]	224K	149K	132K	-	224K	149K	392K	34K
(G)RES [34, 69]	-	-	-	474K	-	-	-	-

Table 2. **Composition of MASKGROUPS-2M.** We collect mask groups based on categories, attributes, positions, and other free-form descriptions by converting object-level annotations from MS-COCO [32], LVIS [16], Visual Genome [26], and (generalized) referring expression segmentation datasets [34, 69].

Category-based groups. Given categorical annotations, we find same-category objects in each image, and form prompts in templates like “Select all <category>” or “Segment everything of the same class as <mask-ref>.” These groups originate from MS-COCO [32], LVIS [16], and Visual Genome [26]. LVIS uses the same images as MS-COCO but annotates more object categories with improved mask quality. Therefore, we merge MS-COCO and LVIS annotations before proposing category-based groups.

Attribute-based groups. Visual Genome [26] includes annotations for object attributes (*e.g.*, colors, materials). Similar to category-based groups, we collect objects with the same attribute and formulate groups like “Select all <attribute> objects” or “Find all the objects with the same attribute as <mask-ref> in the image.”

Position-based groups. The bounding box annotations provide positional information of objects. We form groups based on absolute positions (*e.g.*, “Locate all the items on the left side of the image.”) or relative positions (*e.g.*, “Find all the objects above <mask-ref>.”) by comparing the coordinates of the bounding boxes.

Other free-form prompts. In addition to the mask grouping criteria introduced above, we include groups with diverse free-form descriptions. RES (RefCOCO, RefCOCO+, and RefCOCOg [69]) and GRES (gRefCOCO [34]) datasets contain free-form phrases for localizing specific objects, which can be converted into text-only prompts and mask groups (*e.g.*, “Select the <expression> in the image.”). Visual Genome [26] contain annotations for object relationships. When there are

Model	w/o <mask-ref>		w/ <mask-ref>		Overall	
	gIoU	cIoU	gIoU	cIoU	gIoU	cIoU
ReLA [34]	34.93	43.22	-	-	-	-
PSALM _{1,3B} [74]	36.92	37.33	-	-	-	-
GSVA _{13B} [62]	41.98	49.55	-	-	-	-
RAS _{13B, SAM} (Ours)	55.82	60.12	35.91	37.77	50.98	53.93
RAS _{13B, SAM, ORES-FT} (Ours)	66.71	74.59	58.72	68.77	64.77	73.13

Table 3. **Results on our ORES dataset MASKGROUPS-HQ.** Existing GRES models are unable to process reference masks as part of the input prompt (‘-’ in the table). Given text-only prompts, RAS shows significantly stronger performance, which can be further improved by ORES finetuning. For LLM-based models, we mark the LLM scales in the subscript.



Figure 3. **Examples of MASKGROUPS-HQ.** Diverse vision-language prompts are included, involving object categories, attributes, positions, comparisons, interactions, *etc.* Best viewed on an electronic device with zoom-in functionality.

multiple objects sharing the same relationship with the same subject, we group these objects (*e.g.*, “Select all objects that <mask-ref> <relation>.”).

Avoiding data contamination. The validation and test sets of RES/GRES datasets use images from MS-COCO and Visual Genome training data. To avoid data contamination, we exclude such images from MASKGROUPS-2M.

4.2. MASKGROUPS-HQ: Human-Annotated Data for Finetuning and Evaluation

Although MASKGROUPS-2M is large enough for instruction tuning, its mask groups in pre-defined templates cannot cover all possible criteria that human users may use for grouping, and may introduce noises due to inaccurate annotations in the source data. Therefore, to further improve and evaluate the generalizability of RAS, we manually annotate a high-quality dataset MASKGROUPS-HQ (visualized in Figure 3). We start from EntitySeg [46], an image segmentation dataset containing high-resolution images and mask annotations for category-agnostic visual entities within images. Then, human annotators inspect the images and masks, and annotate several mask groups by proposing a reasonable vision-language prompt and labeling the IDs of masks that should be included. Our quality check

ensures that the proposed mask groups are agreed upon by different users. In total, 100,299 mask groups are annotated. Finally, we split MASKGROUPS-HQ into 96,697 samples over 18,368 images for finetuning, and 3,599 samples over 661 images for evaluation. 28% of the samples include reference mask(s) in their prompts.

5. Experiments

In this section, we thoroughly test RAS in various tasks, including omnimodal referring expression segmentation (ORES, Section 5.1), and classic and generalized referring expression segmentation (RES and GRES, Section 5.2). We then analyze the candidate mask quality and design choices of RAS (Section 5.3), and finally demonstrate its applications (Section 5.4). Following prior practice in RES, we mainly consider cumulative/generalized intersection over union (cIoU/gIoU) metrics; for GRES we also report the accuracy of identifying “no-target” samples (N-acc.) [34].

Due to limited space, we include a) additional results on comparison with SEEM [77], finetuning GSVA [62] on our data, and converting ORES visual prompts into language, b) ablation study on mask tokenization and LLM scales, and c) qualitative results in the supplementary material.

5.1. Omnimodal RES

Our new ORES task poses new challenges to existing GRES models, because it uses mask-based visual prompts to describe relationships with reference entities. In Table 3, we compare RAS (both before and after finetuning on MASKGROUPS-HQ) based on off-the-shelf SAM [24] for proposing candidate masks, with state-of-the-art GRES models [34, 62, 74]. Unlike all GRES baselines, RAS is able to accept reference masks and process all prompts in MASKGROUPS-HQ, demonstrating a stronger prompting flexibility. Meanwhile, for text-only prompts, our results show significantly improved generalizability. Further finetuning RAS on MASKGROUPS-HQ brings more performance gains, especially enhancing the ability for understanding reference masks. Quantitative results are shown in Figure C in the supplementary material.

Model	RefCOCO			RefCOCO+			RefCOCOg		Avg.
	val	testA	testB	val	testA	testB	val	test	
ReLA [34]	73.8	76.5	70.2	66.0	71.0	57.7	65.0	66.0	68.3
LISA _{13B} , FT [27]	74.9	79.1	72.3	65.1	70.8	58.1	67.9	70.6	69.9
MagNet [8]	76.6	78.3	72.2	68.1	73.6	61.8	67.8	69.3	71.0
Groundhog _{7B} [73]	78.5	79.9	75.7	70.5	75.0	64.9	74.1	74.6	74.2
GSVA _{13B} , FT [62]	79.2	81.7	77.1	70.3	73.8	63.6	75.7	77.0	74.8
GLaMM _{7B} , FT [49]	79.5	83.2	76.9	72.6	78.7	64.6	74.2	74.9	75.6
u-LLaVA _{7B} [63]	80.4	82.7	77.8	72.2	76.6	66.8	74.8	75.6	75.9
SAM4MLLM _{8B} [5]	79.8	82.7	74.7	74.6	80.0	67.2	75.5	76.4	76.4
UNINEXT-H [65]	82.2	83.4	81.3	72.5	76.4	66.2	74.6	76.4	76.6
PSALM _{1.3B} [74]	83.6	84.7	81.6	72.9	75.5	70.1	73.8	74.4	77.1
RAS _{13B} , Co-DETR (Ours)	79.4	82.6	75.9	72.2	77.3	64.7	73.2	74.5	75.0
RAS _{13B} , Co-DETR, RES-FT (Ours)	81.0	83.5	79.0	75.1	80.0	70.3	76.0	77.5	77.8

Table 4. **Results on referring expression segmentation (RES).** With Co-DETR, an instance segmentation model specialized for MS-COCO (retrained to avoid data leakage), we establish new state of the art in RES. Models that are finetuned again for RES after training on mixed data are labeled with the subscript _{FT}.

Model	val			testA			testB			Avg.
	gIoU	cIoU	N-acc.	gIoU	cIoU	N-acc.	gIoU	cIoU	N-acc.	
LAVT [66]	58.40	57.64	49.32	65.90	65.32	49.25	55.83	55.04	48.46	59.33
ReLA [34]	63.60	62.42	56.37	70.03	69.26	59.02	61.02	59.88	58.40	63.85
LISA _{13B} , FT [27]	65.24	63.96	57.49	69.99	71.00	55.43	62.11	62.29	56.34	65.75
HDC [39]	68.28	65.42	63.38	72.52	71.60	65.29	63.85	62.79	60.68	66.60
GSVA _{13B} , FT [62]	70.04	66.38	66.02	73.29	72.79	64.72	65.45	63.20	62.47	67.46
SAM4MLLM _{7B} [5]	71.86	67.83	66.08	74.15	72.22	63.92	65.29	63.42	59.99	67.82
RAS _{13B} , Co-DETR (Ours)	68.86	64.44	57.19	74.83	74.40	54.86	66.74	64.51	54.13	67.78
RAS _{13B} , Co-DETR, GRES-FT (Ours)	74.64	70.48	69.05	77.45	76.99	64.62	69.42	67.90	62.92	71.79

Table 5. **Results on gRefCOCO for generalized referring expression segmentation (GRES).** Our approach achieves the best overall performance compared with baselines.

5.2. RES and GRES

Since our new task extends the classic and generalized referring expression segmentation (RES and GRES), RAS can readily tackle both earlier tasks. We evaluate RAS on RefCOCO, RefCOCO+, RefCOCOg, and gRefCOCO datasets [34, 69], and compare it with prior state-of-the-art models [5, 8, 27, 34, 39, 49, 63, 65, 66, 73, 74]. The segmentation modules in prior models are finetuned for the RES and GRES tasks. Therefore, to ensure a fair comparison, we employ a model trained for MS-COCO instance segmentation, Co-DETR [76]. To avoid data leakage, we retrain the Co-DETR instance segmentation model on MS-COCO excluding all RES/GRES validation and test images. As RAS is not limited to a specific segmentation model, we can produce candidate masks with Co-DETR and seamlessly apply RAS to its proposed masks.

As shown in Tables 4 and 5, RAS demonstrates competitive results on both RES and GRES. Following prior models

that are also trained on mixed data [27, 49, 62], we further finetune RAS on RES/GRES training data to adapt RAS for these tasks, which leads to state-of-the-art performance.

5.3. Analysis and Ablation Study

Quality of candidate masks. RAS extends existing segmentation models with complex vision-language interactions. To validate that the segmentation models can propose candidate masks that sufficiently cover the referred targets, we analyze the proposed masks by selecting the ones with the highest IoU with ground-truth masks and computing their cIoU on all three tasks. As shown in Table 6, *even without finetuning the segmentation models on the RES tasks*, the best candidates achieve significantly better cIoU than existing models, and the proposals indeed include most of the true targets (over 85 cIoU). By addressing the challenge of semantically understanding the high-quality candidate masks, RAS achieves the best final performance.

ORES		RES		GRES	
Model	cIoU	Model	cIoU	Model	cIoU
<i>Previous state of the art</i>					
GSVA _{13B}	49.55	PSALM _{1.3B}	77.1	SAM4MLLM _{7B}	67.82
<i>Best candidates proposed by segmentation models in RAS</i>					
SAM _{Oracle}	86.39	Co-DETR _{Oracle}	87.2	Co-DETR _{Oracle}	87.60
<i>Final performance of RAS (Ours)</i>					
RAS _{13B, SAM}	74.59	RAS _{13B, Co-DETR}	77.8	RAS _{13B, Co-DETR}	71.79

Table 6. **Analysis of candidate mask quality.** “Oracle” denotes a setting where the ground-truth targets are known and the closest candidates are chosen. Compared with previous models, the best candidates proposed by the segmentation models in RAS already obtain much higher mask quality, even without finetuning on RES tasks. Building upon the high-quality candidates, RAS delivers the strongest final performance.

Due to limited computation, models in the following ablation are only trained on 0.5M samples of MASKGROUPS-2M and tested on our ORES dataset MASKGROUPS-HQ. **Non-autoregressive vs. autoregressive decoding.** RAS uses a simple yet effective decoding strategy, where the LLM inputs are directly from the candidate mask tokens rather than the previously predicted tokens. We compare our non-autoregressive formulation with the traditional autoregressive paradigm adopted by previous LMMs [27, 62, 73]. The autoregressive baseline learns to predict continuous mask embeddings of the selected masks in a sequential manner, and we collect the candidate masks whose embeddings are closest to these predicted embeddings as the output. Table 7 shows that our non-autoregressive formulation improves performance and enables more efficient inference.

Decoding Paradigm	cIoU \uparrow	Latency \downarrow
Autoregressive	45.34	2.13
Non-Autoregressive	53.75	0.56

Table 7. **Comparison between decoding paradigms.** Our non-autoregressive formulation leads to more effective training and more efficient inference.

Visual encoders. We use four visual encoders as a feature ensemble for mask tokenization. In Table 8, we compare RAS with its variants that encode mask tokens with a single encoder, as well as the previously best model GSVA [62]. *Even with one single encoder*, RAS outperforms GSVA. Combining all four encoders leads to the best results.

5.4. Applications

By addressing the ORES task, RAS improves a range of applications requiring fine-grained localization of multiple visual entities. As shown in Figure 4, the predicted segmentation mask groups can be seamlessly integrated with generative models (*e.g.*, Adobe Photoshop Generative Fill [1]) to *remove or edit multiple targets* conveniently and efficiently.

Model	w/o <mask-ref>	w/ <mask-ref>	Overall cIoU
GSVA _{13B} [62]	49.55	-	-
RAS _{13B, CLIP, SAM}	58.13	37.61	52.44
RAS _{13B, ConvCLIP, SAM}	56.83	44.06	53.53
RAS _{13B, SigLIP, SAM}	54.24	32.09	48.07
RAS _{13B, DINOv2, SAM}	57.40	21.70	47.71
RAS _{13B, Ensemble, SAM}	57.73	44.47	53.75

Table 8. **Comparison of RAS with different visual encoders.** Our ensemble of four visual encoders yields the best visual features for mask tokenization.




Figure 4. **Fine-grained image content manipulation enabled by our approach.** In each row we visualize the original image, the predicted segmentation masks, and the object removal (first two rows) or editing (last two rows) results. Best viewed on an electronic device with zoom-in functionality.

6. Conclusion

This work introduces a novel task, omnimodal referring expression segmentation (ORES), which extends RES with more sophisticated interactions through visual and textual prompts. We present a simple yet effective solution, RAS, to achieve complex multimodal comprehension of segmentation masks. We demonstrate state-of-the-art performance compared to various baselines, not only in ORES but also in existing tasks (*i.e.*, RES and GRES).

Future directions include leveraging the potentials of LMMs to enable capabilities such as generating textual justifications for predicted mask groups and supporting multi-round interactions. Furthermore, we plan to explore improving the synergy between the segmentation model and the LLM, along with developing compact models variants tailored specifically for ORES, based on computation-efficient LLMs.

References

- [1] Adobe Inc. Photoshop: Generative Fill, 2023. 8
- [2] Nicolas Carion, Francisco Massa, Gabriel Synnaeve, Nicolas Usunier, Alexander Kirillov, and Sergey Zagoruyko. End-to-end object detection with transformers. In *ECCV*, 2020. 2, 4
- [3] Ding-Jie Chen, Songhao Jia, Yi-Chen Lo, Hwann-Tzong Chen, and Tyng-Luh Liu. See-through-text grouping for referring image segmentation. In *ICCV*, 2019. 3
- [4] Keqin Chen, Zhao Zhang, Weili Zeng, Richong Zhang, Feng Zhu, and Rui Zhao. Shikra: Unleashing multi-modal LLM’s referential dialogue magic. *arXiv preprint arXiv:2306.15195*, 2023. 2, 3
- [5] Yi-Chia Chen, Wei-Hua Li, Cheng Sun, Yu-Chiang Frank Wang, and Chu-Song Chen. SAM4MLLM: Enhance multi-modal large language model for referring expression segmentation. In *ECCV*, 2024. 3, 7
- [6] Mehdi Cherti, Romain Beaumont, Ross Wightman, Mitchell Wortsman, Gabriel Ilharco, Cade Gordon, Christoph Schuhmann, Ludwig Schmidt, and Jenia Jitsev. Reproducible scaling laws for contrastive language-image learning. In *CVPR*, 2023. 4, 12
- [7] Wei-Lin Chiang, Zhuohan Li, Zi Lin, Ying Sheng, Zhanghao Wu, Hao Zhang, Lianmin Zheng, Siyuan Zhuang, Yonghao Zhuang, Joseph E. Gonzalez, Ion Stoica, and Eric P. Xing. Vicuna: An open-source chatbot impressing GPT-4 with 90%* ChatGPT quality, 2023. 3, 12, 14
- [8] Yong Xien Chng, Henry Zheng, Yizeng Han, Xuchong Qiu, and Gao Huang. Mask grounding for referring image segmentation. In *CVPR*, 2024. 3, 7
- [9] Can Cui, Yunsheng Ma, Xu Cao, Wenqian Ye, Yang Zhou, Kaizhao Liang, Jintai Chen, Juanwu Lu, Zichong Yang, Kuei-Da Liao, et al. A survey on multimodal large language models for autonomous driving. In *WACV*, 2024. 1
- [10] Wenliang Dai, Junnan Li, Dongxu Li, Anthony Tiong, Junqi Zhao, Weisheng Wang, Boyang Li, Pascale Fung, and Steven Hoi. InstructBLIP: Towards general-purpose vision-language models with instruction tuning. In *NeurIPS*, 2023. 2, 3
- [11] Jacob Devlin, Ming-Wei Chang, Kenton Lee, and Kristina Toutanova. BERT: Pre-training of deep bidirectional transformers for language understanding. In *NACCL*, 2019. 3
- [12] Alexey Dosovitskiy, Lucas Beyer, Alexander Kolesnikov, Dirk Weissenborn, Xiaohua Zhai, Thomas Unterthiner, Mostafa Dehghani, Matthias Minderer, Georg Heigold, Sylvain Gelly, Jakob Uszkoreit, and Neil Houlsby. An image is worth 16x16 words: Transformers for image recognition at scale. In *ICLR*, 2021. 4, 12
- [13] Guang Feng, Zhiwei Hu, Lihe Zhang, and Huchuan Lu. Encoder fusion network with co-attention embedding for referring image segmentation. In *CVPR*, 2021. 3
- [14] Jensen Gao, Bidipta Sarkar, Fei Xia, Ted Xiao, Jiajun Wu, Brian Ichter, Anirudha Majumdar, and Dorsa Sadigh. Physically grounded vision-language models for robotic manipulation. In *ICRA*, 2024. 1
- [15] Yuhan Guo, Hanning Shao, Can Liu, Kai Xu, and Xiaoru Yuan. PromptThis: Visualizing the process and influence of prompt editing during text-to-image creation. *IEEE Transactions on Visualization and Computer Graphics*, 2024. 1
- [16] Agrim Gupta, Piotr Dollar, and Ross Girshick. LVIS: A dataset for large vocabulary instance segmentation. In *CVPR*, 2019. 2, 5, 12
- [17] Cong Han, Yujie Zhong, Dengjie Li, Kai Han, and Lin Ma. Open-vocabulary semantic segmentation with decoupled one-pass network. In *ICCV*, 2023. 3
- [18] Ronghang Hu, Marcus Rohrbach, and Trevor Darrell. Segmentation from natural language expressions. In *ECCV*, 2016. 1, 2, 3
- [19] Ya Jing, Tao Kong, Wei Wang, Liang Wang, Lei Li, and Tieniu Tan. Locate then segment: A strong pipeline for referring image segmentation. In *CVPR*, 2021. 3
- [20] Sahar Kazemzadeh, Vicente Ordonez, Mark Matten, and Tamara Berg. ReferItGame: Referring to objects in photographs of natural scenes. In *EMNLP*, 2014. 3
- [21] Namyup Kim, Dongwon Kim, Cuiling Lan, Wenjun Zeng, and Suha Kwak. ReSTR: Convolution-free referring image segmentation using transformers. In *CVPR*, 2022. 3
- [22] Diederik P. Kingma and Jimmy Ba. Adam: A method for stochastic optimization. In *ICLR*, 2015. 12
- [23] Alexander Kirillov, Kaiming He, Ross Girshick, Carsten Rother, and Piotr Dollár. Panoptic segmentation. In *CVPR*, 2019. 1
- [24] Alexander Kirillov, Eric Mintun, Nikhila Ravi, Hanzi Mao, Chloe Rolland, Laura Gustafson, Tete Xiao, Spencer Whitehead, Alexander C. Berg, Wan-Yen Lo, Piotr Dollár, and Ross Girshick. Segment anything. In *ICCV*, 2023. 2, 5, 6, 12
- [25] Mikhail Konenkov, Artem Lykov, Daria Trinitatova, and Dzmitry Tsetserukou. VR-GPT: Visual language model for intelligent virtual reality applications. *arXiv preprint arXiv:2405.11537*, 2024. 1
- [26] Ranjay Krishna, Yuke Zhu, Oliver Groth, Justin Johnson, Kenji Hata, Joshua Kravitz, Stephanie Chen, Yannis Kalantidis, Li-Jia Li, David A. Shamma, Michael S. Bernstein, and Fei-Fei Li. Visual genome: Connecting language and vision using crowdsourced dense image annotations. *IJCV*, 123: 32–73, 2017. 2, 5, 12
- [27] Xin Lai, Zhuotao Tian, Yukang Chen, Yanwei Li, Yuhui Yuan, Shu Liu, and Jiaya Jia. LISA: Reasoning segmentation via large language model. In *CVPR*, 2024. 2, 3, 4, 7, 8
- [28] Junyan Li, Delin Chen, Yining Hong, Zhenfang Chen, Peihao Chen, Yikang Shen, and Chuang Gan. CoVLM: Composing visual entities and relationships in large language models via communicative decoding. In *ICLR*, 2024. 3
- [29] Ruiyu Li, Kaican Li, Yi-Chun Kuo, Michelle Shu, Xiaojuan Qi, Xiaoyong Shen, and Jiaya Jia. Referring image segmentation via recurrent refinement networks. In *CVPR*, 2018. 3
- [30] Yifan Li, Yifan Du, Kun Zhou, Jinpeng Wang, Wayne Xin Zhao, and Ji-Rong Wen. Evaluating object hallucination in large vision-language models. In *EMNLP*, 2023. 3
- [31] Feng Liang, Bichen Wu, Xiaoliang Dai, Kunpeng Li, Yinan Zhao, Hang Zhang, Peizhao Zhang, Peter Vajda, and Diana

- Marculescu. Open-vocabulary semantic segmentation with mask-adapted CLIP. In *CVPR*, 2023. 3
- [32] Tsung-Yi Lin, Michael Maire, Serge Belongie, James Hays, Pietro Perona, Deva Ramanan, Piotr Dollár, and C. Lawrence Zitnick. Microsoft COCO: Common objects in context. In *ECCV*, 2014. 2, 5, 12
- [33] Chenxi Liu, Zhe Lin, Xiaohui Shen, Jimei Yang, Xin Lu, and Alan Yuille. Recurrent multimodal interaction for referring image segmentation. In *ICCV*, 2017. 3
- [34] Chang Liu, Henghui Ding, and Xudong Jiang. GRES: Generalized referring expression segmentation. In *CVPR*, 2023. 1, 2, 3, 5, 6, 7, 12, 13, 14
- [35] Haotian Liu, Chunyuan Li, Qingyang Wu, and Yong Jae Lee. Visual instruction tuning. In *NeurIPS*, 2023. 2, 3, 5, 12
- [36] Haotian Liu, Chunyuan Li, Yuheng Li, and Yong Jae Lee. Improved baselines with visual instruction tuning. In *CVPR*, 2024. 3, 4, 12, 14
- [37] Sichao Liu, Jianjing Zhang, Robert X. Gao, Xi Vincent Wang, and Lihui Wang. Vision-language model-driven scene understanding and robotic object manipulation. In *CASE*, 2024. 1
- [38] Zhuang Liu, Hanzi Mao, Chao-Yuan Wu, Christoph Feichtenhofer, Trevor Darrell, and Saining Xie. A ConvNet for the 2020s. In *CVPR*, 2022. 4, 12
- [39] Zhuoyan Luo, Yinghao Wu, Yong Liu, Yicheng Xiao, Xiaoping Zhang, and Yujiu Yang. HDC: Hierarchical semantic decoding with counting assistance for generalized referring expression segmentation. *arXiv preprint arXiv:2405.15658*, 2024. 7
- [40] Junhua Mao, Jonathan Huang, Alexander Toshev, Oana Camburu, Alan L. Yuille, and Kevin Murphy. Generation and comprehension of unambiguous object descriptions. In *CVPR*, 2016. 3
- [41] Thao Nguyen, Yuheng Li, Utkarsh Ojha, and Yong Jae Lee. Visual instruction inversion: Image editing via image prompting. In *NeurIPS*, 2023. 1
- [42] Maxime Oquab, Timothée Darcet, Théo Moutakanni, Huy Vo, Marc Szafraniec, Vasil Khalidov, Pierre Fernandez, Daniel Haziza, Francisco Massa, Alaaeldin El-Nouby, Mahmoud Assran, Nicolas Ballas, Wojciech Galuba, Russell Howes, Po-Yao Huang, Shang-Wen Li, Ishan Misra, Michael Rabbat, Vasu Sharma, Gabriel Synnaeve, Hu Xu, Hervé Jegou, Julien Mairal, Patrick Labatut, Armand Joulin, and Piotr Bojanowski. DINOv2: Learning robust visual features without supervision. *TMLR*, 2023. 4, 12
- [43] Zhiliang Peng, Wenhui Wang, Li Dong, Yaru Hao, Shaohan Huang, Shuming Ma, Qixiang Ye, and Furu Wei. Kosmos-2: Grounding multimodal large language models to the world. In *ICLR*, 2024. 3
- [44] Renjie Pi, Jiahui Gao, Shizhe Diao, Rui Pan, Hanze Dong, Jipeng Zhang, Lewei Yao, Jianhua Han, Hang Xu, Lingpeng Kong, and Tong Zhang. DetGPT: Detect what you need via reasoning. In *EMNLP*, 2023. 3
- [45] Lu Qi, Jason Kuen, Yi Wang, Jiuxiang Gu, Hengshuang Zhao, Philip Torr, Zhe Lin, and Jiaya Jia. Open world entity segmentation. *TPAMI*, 45(7):8743–8756, 2022. 1
- [46] Lu Qi, Jason Kuen, Tiancheng Shen, Jiuxiang Gu, Wenbo Li, Weidong Guo, Jiaya Jia, Zhe Lin, and Ming-Hsuan Yang. High quality entity segmentation. In *ICCV*, 2023. 6, 12
- [47] Alec Radford, Karthik Narasimhan, Tim Salimans, and Ilya Sutskever. Improving language understanding by generative pre-training. 2018. 3, 5
- [48] Alec Radford, Jong Wook Kim, Chris Hallacy, Aditya Ramesh, Gabriel Goh, Sandhini Agarwal, Girish Sastry, Amanda Askell, Pamela Mishkin, Jack Clark, Gretchen Krueger, and Ilya Sutskever. Learning transferable visual models from natural language supervision. In *ICML*, 2021. 3, 4, 12
- [49] Hanoona Rasheed, Muhammad Maaz, Sahal Shaji, Abdelrahman Shaker, Salman Khan, Hisham Cholakkal, Rao M. Anwer, Eric Xing, Ming-Hsuan Yang, and Fahad S. Khan. GLaMM: Pixel grounding large multimodal model. In *CVPR*, 2024. 2, 3, 7
- [50] Zhongwei Ren, Zhicheng Huang, Yunchao Wei, Yao Zhao, Dongmei Fu, Jiashi Feng, and Xiaojie Jin. PixelLM: Pixel reasoning with large multimodal model. In *CVPR*, 2024. 3
- [51] S. Hamid Rezatofighi, Vijay Kumar B.G., Anton Milan, Ehsan Abbasnejad, Anthony Dick, and Ian Reid. DeepSetNet: Predicting sets with deep neural networks. In *ICCV*, 2017. 2
- [52] Hao Shao, Yuxuan Hu, Letian Wang, Guanglu Song, Steven L Waslander, Yu Liu, and Hongsheng Li. LMDrive: Closed-loop end-to-end driving with large language models. In *CVPR*, 2024. 1
- [53] Tiancheng Shen, Jun Hao Liew, Long Mai, Lu Qi, Jiashi Feng, and Jiaya Jia. Empowering visual creativity: A vision-language assistant to image editing recommendations. *arXiv preprint arXiv:2406.00121*, 2024. 1
- [54] Zhiqing Sun, Shengcao Cao, Yiming Yang, and Kris M. Kitani. Rethinking transformer-based set prediction for object detection. In *ICCV*, 2021. 2, 4
- [55] Zhiqing Sun, Sheng Shen, Shengcao Cao, Haotian Liu, Chunyuan Li, Yikang Shen, Chuang Gan, Liang-Yan Gui, Yu-Xiong Wang, Yiming Yang, Kurt Keutzer, and Trevor Darrell. Aligning large multimodal models with factually augmented RLHF. In *ACL Findings*, 2024. 3
- [56] Shengbang Tong, Ellis Brown, Penghao Wu, Sanghyun Woo, Manoj Middepogu, Sai Charitha Akula, Jihan Yang, Shusheng Yang, Adithya Iyer, Xichen Pan, Austin Wang, Rob Fergus, Yann LeCun, and Saining Xie. Cambrian-1: A fully open, vision-centric exploration of multimodal LLMs. *arXiv preprint arXiv:2406.16860*, 2024. 2, 4, 12
- [57] Shengbang Tong, Zhuang Liu, Yuexiang Zhai, Yi Ma, Yann LeCun, and Saining Xie. Eyes wide shut? Exploring the visual shortcomings of multimodal LLMs. In *CVPR*, 2024. 3, 4
- [58] Hugo Touvron, Thibaut Lavril, Gautier Izacard, Xavier Martinet, Marie-Anne Lachaux, Timothée Lacroix, Baptiste Rozière, Naman Goyal, Eric Hambro, Faisal Azhar, Aurelien Rodriguez, Armand Joulin, Edouard Grave, and Guillaume Lample. LLaMA: Open and efficient foundation language models. 2023. 3
- [59] Oriol Vinyals, Meire Fortunato, and Navdeep Jaitly. Pointer networks. In *NeurIPS*, 2015. 2

- [60] Wenhai Wang, Zhe Chen, Xiaokang Chen, Jiannan Wu, Xizhou Zhu, Gang Zeng, Ping Luo, Tong Lu, Jie Zhou, Yu Qiao, and Jifeng Dai. VisionLLM: Large language model is also an open-ended decoder for vision-centric tasks. In *NeurIPS*, 2023. 3
- [61] Zhaoqing Wang, Yu Lu, Qiang Li, Xunqiang Tao, Yandong Guo, Mingming Gong, and Tongliang Liu. CRIS: CLIP-driven referring image segmentation. In *CVPR*, 2022. 3
- [62] Zhuofan Xia, Dongchen Han, Yizeng Han, Xuran Pan, Shiji Song, and Gao Huang. GSVA: Generalized segmentation via multimodal large language models. In *CVPR*, 2024. 2, 4, 6, 7, 8, 13, 14
- [63] Jinjin Xu, Liwu Xu, Yuzhe Yang, Xiang Li, Fanyi Wang, Yanchun Xie, Yi-Jie Huang, and Yaqian Li. u-LLaVA: Unifying multi-modal tasks via large language model. In *ECAI*, 2024. 3, 7
- [64] Zhiyuan Xu, Kun Wu, Junjie Wen, Jinming Li, Ning Liu, Zhengping Che, and Jian Tang. A survey on robotics with foundation models: toward embodied AI. *arXiv preprint arXiv:2402.02385*, 2024. 1
- [65] Bin Yan, Yi Jiang, Jiannan Wu, Dong Wang, Ping Luo, Zehuan Yuan, and Huchuan Lu. Universal instance perception as object discovery and retrieval. In *CVPR*, 2023. 2, 3, 7
- [66] Zhao Yang, Jiaqi Wang, Yansong Tang, Kai Chen, Hengshuang Zhao, and Philip H.S. Torr. LAVT: Language-aware vision transformer for referring image segmentation. In *CVPR*, 2022. 3, 7
- [67] Linwei Ye, Mrigank Rochan, Zhi Liu, and Yang Wang. Cross-modal self-attention network for referring image segmentation. In *CVPR*, 2019. 3
- [68] Haoxuan You, Haotian Zhang, Zhe Gan, Xianzhi Du, Bowen Zhang, Zirui Wang, Liangliang Cao, Shih-Fu Chang, and Yinfei Yang. Ferret: Refer and ground anything anywhere at any granularity. In *ICLR*, 2024. 2, 3
- [69] Licheng Yu, Patrick Poirson, Shan Yang, Alexander C. Berg, and Tamara L. Berg. Modeling context in referring expressions. In *ECCV*, 2016. 1, 2, 3, 5, 7, 12
- [70] Qihang Yu, Xiaohui Shen, and Liang-Chieh Chen. Towards open-ended visual recognition with large language models. In *ECCV*, 2024. 3
- [71] Rowan Zellers, Yonatan Bisk, Ali Farhadi, and Yejin Choi. From recognition to cognition: Visual commonsense reasoning. In *CVPR*, 2019. 2
- [72] Xiaohua Zhai, Basil Mustafa, Alexander Kolesnikov, and Lucas Beyer. Sigmoid loss for language image pre-training. In *ICCV*, 2023. 4, 12
- [73] Yichi Zhang, Ziqiao Ma, Xiaofeng Gao, Suhaila Shakiah, Qiaozi Gao, and Joyce Chai. Groundhog: Grounding large language models to holistic segmentation. In *CVPR*, 2024. 2, 3, 4, 7, 8
- [74] Zheng Zhang, Yeyao Ma, Enming Zhang, and Xiang Bai. PSALM: Pixelwise segmentation with large multi-modal model. In *ECCV*, 2024. 3, 6, 7, 13, 14
- [75] Deyao Zhu, Jun Chen, Xiaoqian Shen, Xiang Li, and Mohamed Elhoseiny. MiniGPT-4: Enhancing vision-language understanding with advanced large language models. In *ICLR*, 2024. 2, 3
- [76] Zhuofan Zong, Guanglu Song, and Yu Liu. DETRs with collaborative hybrid assignments training. In *ICCV*, 2023. 7
- [77] Xueyan Zou, Jianwei Yang, Hao Zhang, Feng Li, Linjie Li, Jianfeng Wang, Lijuan Wang, Jianfeng Gao, and Yong Jae Lee. Segment everything everywhere all at once. In *NeurIPS*, 2024. 2, 6, 13

In this appendix, we provide additional details on the implementation of our model RAS (Section A) and our datasets MASKGROUPS-2M (Section B) and MASKGROUPS-HQ (Section C). Furthermore, we include additional experiments (Section D), ablation study (Section E), and qualitative results (Section F).

A. Implementation Details

Visual encoder ensemble. Following Cambrian-1 [56], we use four visual encoders: OpenAI CLIP ViT-L/14@336 [48], OpenCLIP ConvNeXt-XXL@1024 [6, 38], SigLIP ViT-SO400M/14@384 [72], and DINOv2 ViT-L/14@518 [42]. In addition, we provide 2D sinusoidal position embeddings [12] of shape 32×32 and treat them as visual features produced by a fifth visual encoder. All input images are padded to an aspect ratio of 1 : 1, resized to the input size required by each encoder (up to $1,024 \times 1,024$), and fed into each encoder. All visual encoders are frozen during the entire training process.

Mask projector and its pretraining. We initialize RAS with weights from LLaVA-1.5-13B [36]. The mask projector is a two-layer multilayer perceptron (MLP) that projects the concatenated mask-level visual features to the language model space. As a new module, the mask projector is randomly initialized. Before training the whole RAS model, we first pretrain the mask projector on the LLaVA-Pretrain dataset [35, 36] with a modified pretext task. We use SAM [24] to generate a set of masks per image and replace the original image tokens with our mask tokens for the image captioning objective. To correctly understand and describe a given image, the model needs to align the mask tokens with the LLM feature space. During the pretraining stage, we set the batch size to 128 and set the base learning rate to 1×10^{-3} . We train on LLaVA-Pretrain for 1 epoch.

Visual instruction tuning. After pretraining the mask projector, the entire RAS model (except the visual encoders) is trained in the visual instruction tuning stage. A binary selection classifier (two-layer MLP) is randomly initialized. Then, we minimize a binary cross-entropy loss. Due to the imbalanced distribution of positive/negative samples (usually only a few masks should be selected from a large pool of candidate masks), we assign a loss weight of 5.0 to positive candidates. During the visual instruction tuning stage, we set the batch size to 128 and set the base learning rate to 2×10^{-5} . We train on MASKGROUPS-2M for 1 epoch.

Further finetuning. For improved performance on specialized tasks (ORES, RES, and GRES), we further finetune RAS on these tasks separately. We set the batch size to 64 and use the same base learning rate as instruction tuning. Due to different data scales, we finetune RAS on ORES or GRES for 4 epochs, and finetune RAS on RES for 2 epochs.

Optimization and computation. Following Vicuna [7] and LLaVA [35], we use a cosine learning rate schedule with

warm-up in each training stage. The optimizer is Adam [22] with zero weight decay. All of our training is performed on 8 NVIDIA A100-80GB GPUs. The pretraining stage requires about 4 hours. The visual instruction tuning stage on MASKGROUPS-2M requires about 1.5 days. Further finetuning for ORES, RES, or GRES requires another 1.5 days.

B. Construction of MASKGROUPS-2M

MASKGROUPS-2M is converted from object-level annotations of existing image datasets. The sources of MASKGROUPS-2M are detailed as follows.

MS-COCO [32] and LVIS [16]. Since LVIS uses the same images as MS-COCO, we merge their annotations by combining instances with overlapping masks. For each image, we find object categories with at least 2 object annotations and create a category-based mask group with or without reference masks.

Visual Genome [26]. Because mask annotations are not provided by Visual Genome, we first use SAM [24] to produce segmentation masks based on bounding box annotations and filter low-quality masks. We create category-based mask groups and attribute-based mask groups, similar to MS-COCO and LVIS. Furthermore, we compare the coordinates of bounding boxes to decide if an object is on the left side of, on the right side of, on the top of, or at the bottom of the entire image or another object, and then produce position-based mask groups with or without reference masks. In addition, Visual Genome provides annotations of relationships, which are triplets of (subject, relationship, object). In each image, we find triplets with a) the same subject and the same relationship but different objects, or b) the same object and the same relationship but different subjects, and formulate mask groups accordingly.

RES [69] and GRES [34]. The RES datasets, including RefCOCO, RefCOCO+, and RefCOCOg, provide correspondences between a referring expression and an object, which can be directly converted into a single-mask group. The GRES dataset, gRefCOCO, contains referring expressions and their target object sets, and they can be converted into mask groups including a varying number (zero, one, or more than one) of masks. To avoid data contamination, we exclude images that are used for RES/GRES validation or test sets from the entire MASKGROUPS-2M dataset.

C. Statistics of MASKGROUPS-HQ

MASKGROUPS-HQ extends the existing mask annotations in EntitySeg [46] with vision-language prompts and mask groups. Human annotators are encouraged to propose creative and meaningful entity groups, so the prompts are very diverse and difficult to categorize. Nevertheless, we provide some statistics for better understanding of MASKGROUPS-HQ: 28% of the samples include ref-

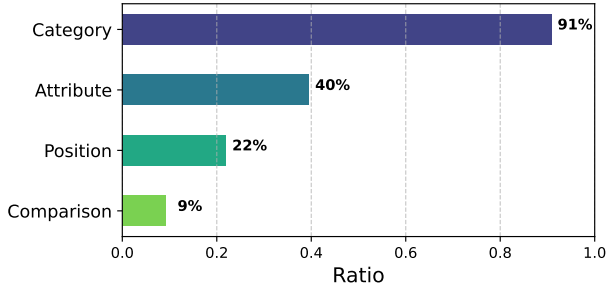


Figure A. **Prompt type distribution in MASKGROUPS-HQ.** A grouping criterion may involve the categories, the attributes, the absolute or relative positions, the cross-entity comparisons, and even their combination.

erence masks in the prompts, and the other 72% do not contain reference masks. In Figure A, we visualize the distribution of the prompts based on their grouping criterion. Note that each prompt may be labeled with multiple types. For example, the prompt “All paper products smaller than `<mask-ref>`” simultaneously involves a category (“paper product”), an attribute (“small”), and a comparison (“smaller than `<mask-ref>`”).

D. Additional Experiment Results

SEEM on ORES. As introduced in the main paper, though some interactive segmentation models such as SEEM [77] are able to take text and visual prompts simultaneously, their visual prompts can only be directly used for locating the target object. In contrast, visual prompts in ORES are often for a reference object that has a certain relationship with the target. In Figure B, we visualize examples of prompting SEEM with both text and visual prompts and compare the results with our model RAS. SEEM outputs masks directly corresponding to the visual prompt, instead of correctly understanding the mixed prompt as required by the ORES task. In contrast, our model RAS successfully selects the correct group of masks.

Finetuning GSVA on our data. To understand the impact of training data, we finetune GSVA [62], the previously best GRES model, on our data and evaluate its ORES performance on MASKGROUPS-HQ. As shown in Table A, finetuning GSVA on samples from MASKGROUPS-2M does not yield better performance than its original data recipe, *i.e.*, finetuning on GRES data, and is significantly worse than RAS trained on the same data. Finetuning RAS on the training split of MASKGROUPS-HQ also leads to better ORES performance than GSVA. Note that training on MaskGroups-2M does not necessarily provide an advantage for performance on MaskGroups-HQ due to the domain gap: The samples in MASKGROUPS-2M are constructed from fixed templates, while the samples from



Figure B. **SEEM, a representative interactive segmentation model, fails in our ORES task.** Instead of understanding the relationship (*e.g.*, “on the reference entity”) specified by the vision-language prompt, SEEM [77] simply produces a mask that overlaps with the visual prompt. In contrast, our proposed RAS model can correctly understand the vision-language prompt.

Model	Data	w/o <code><mask-ref></code>	
		gIoU	cIoU
GSVA _{13B} [62]	GRES (original)	41.98	49.55
GSVA _{13B} [62]	0.5M of MASKGROUPS-2M	41.21	36.40
GSVA _{13B} [62]	MASKGROUPS-HQ	56.79	70.11
RAS _{13B, SAM} (Ours)	0.5M of MASKGROUPS-2M	54.76	57.73
RAS _{13B, SAM, ORES-FT} (Ours)	MASKGROUPS-HQ	66.71	74.59

Table A. **Results of finetuning GSVA on our data.** Finetuning GSVA [62], the previously best GRES model, on samples of MASKGROUPS-2M, does not achieve better ORES performance than the GSVA model trained with its original data recipe. When finetuned on the training samples of MASKGROUPS-HQ, RAS significantly outperforms GSVA in the ORES task.

MASKGROUPS-HQ are written by human annotators in any free form. Therefore, the stronger performance of our model RAS should be attributed more to its model design.

Converting visual prompts into language. In the main paper, we have discussed the limitations of existing GRES models [34, 62, 74]. They cannot take visual prompts that represent reference entities as inputs, and therefore cannot process all samples in the ORES task (Table 3). One may argue that visual prompts in ORES can be replaced by text prompts (*e.g.*, “Locate all pillows on `<mask-ref>`” → “Locate all pillows on the bed”, in the right column of Figure 1). However, when the scene is complex and involves multiple semantically similar objects, visual prompts can hardly be clearly and concisely “translated” into language. To investigate this discrepancy between visual prompts and text prompts, we manually convert `<mask-ref>` into language for 200 samples in MASKGROUPS-HQ, and test GRES models and our RAS on these samples. As shown in Table B, visual prompts are better perceived by RAS, indicating that such visual prompts are necessary to guide the model in accurately locating the target entities that are

Prompt	Model	w/ <mask-ref>	
		gIoU	cIoU
Text + Converted <mask-ref>	ReLA [34]	21.15	24.14
	PSALM _{13B} [74]	24.68	24.19
	GSVA _{13B} [62]	22.66	25.10
	RAS _{13B, SAM} (Ours)	27.13	27.74
	RAS _{13B, SAM, ORES-FT} (Ours)	43.76	47.80
Text + Visual <mask-ref>	RAS _{13B, SAM} (Ours)	35.91	37.77
	RAS _{13B, SAM, ORES-FT} (Ours)	58.72	68.77

Table B. **Results of converting visual prompts into language.** We manually translate visual prompts for reference entities into language (e.g., “Locate all pillows on <mask-ref>” → “Locate all pillows on the bed,” see Figure 1), and test multiple GRES models and our RAS model on the converted prompts. The original visual prompts lead to better performance than the converted prompts, demonstrating that visual prompting is necessary in referring expression segmentation. When provided with pure-text prompts, our model RAS still outperforms all prior GRES models. The subscript _{ORES-FT} means evaluation of RAS that is further finetuned on the original training set (not including the converted prompts) of MASKGROUPS-HQ.

Special tokens	w/o <mask-ref>	w/ <mask-ref>	Overall cIoU
No <pre> tokens	55.61	34.98	50.13
Same <pre> tokens	54.68	32.37	48.49
Different <pre> tokens	57.73	44.47	53.75

Table C. **Comparison of RAS with different special tokens prepended to mask tokens.** Prepending <mask-pool-pre> to candidate mask tokens and <mask-ref-pre> to reference mask tokens leads to the best result. All models are trained on the same 0.5M samples from MASKGROUPS-2M and evaluated on MASKGROUPS-HQ.

related to the reference entity. When provided with the same pure-text prompts, despite the increased complexity of the converted prompts, RAS still outperforms the existing GRES models.

E. Additional Ablation Study

Special tokens in mask tokenization. In RAS, we prepend a learnable special token <mask-pool-pre> to each candidate mask token and prepend a <mask-ref-pre> token to each reference mask token. These special tokens indicate the different roles of the following tokens. In Table C, we compare RAS with two variants: The first variant does not prepend any special tokens to the mask tokens, and the second variant prepends the same token to both candidate mask tokens and reference mask tokens. Using two different special tokens in mask tokenization achieves the best performance.

LMM scales. In the main paper, we report the results of training our model RAS based on LLaVA-1.5-13B [36], which originates from Vicuna-13B [7]. In principle, RAS can be built on other LLMs of different parameter scales.

Model	ORES	RES	GRES
RAS _{7B, SAM} / Co-DETR	52.19	73.7	67.30
RAS _{13B, SAM} / Co-DETR	53.93	75.0	67.78

Table D. **Comparison of RAS with different LLM scales.** The larger 13B LLM leads to a stronger performance on all tasks. The metric is the overall cIoU. We use SAM as the mask proposal model in ORES, and use Co-DETR in RES and GRES, consistent with the main results in Tables 3, 4, and 5.

As an example, we train another RAS based on LLaVA-1.5-7B. The model performance is summarized in Table D.

F. Additional Qualitative Results

In Figure C, we provide additional visualized results of applying RAS and other GRES models in the ORES task. We observe that RAS (both before and after finetuned on MASKGROUPS-HQ) achieves better results on MASKGROUPS-HQ than all previous GRES models, which is consistent with our quantitative evaluation in Table 3 of the main paper.

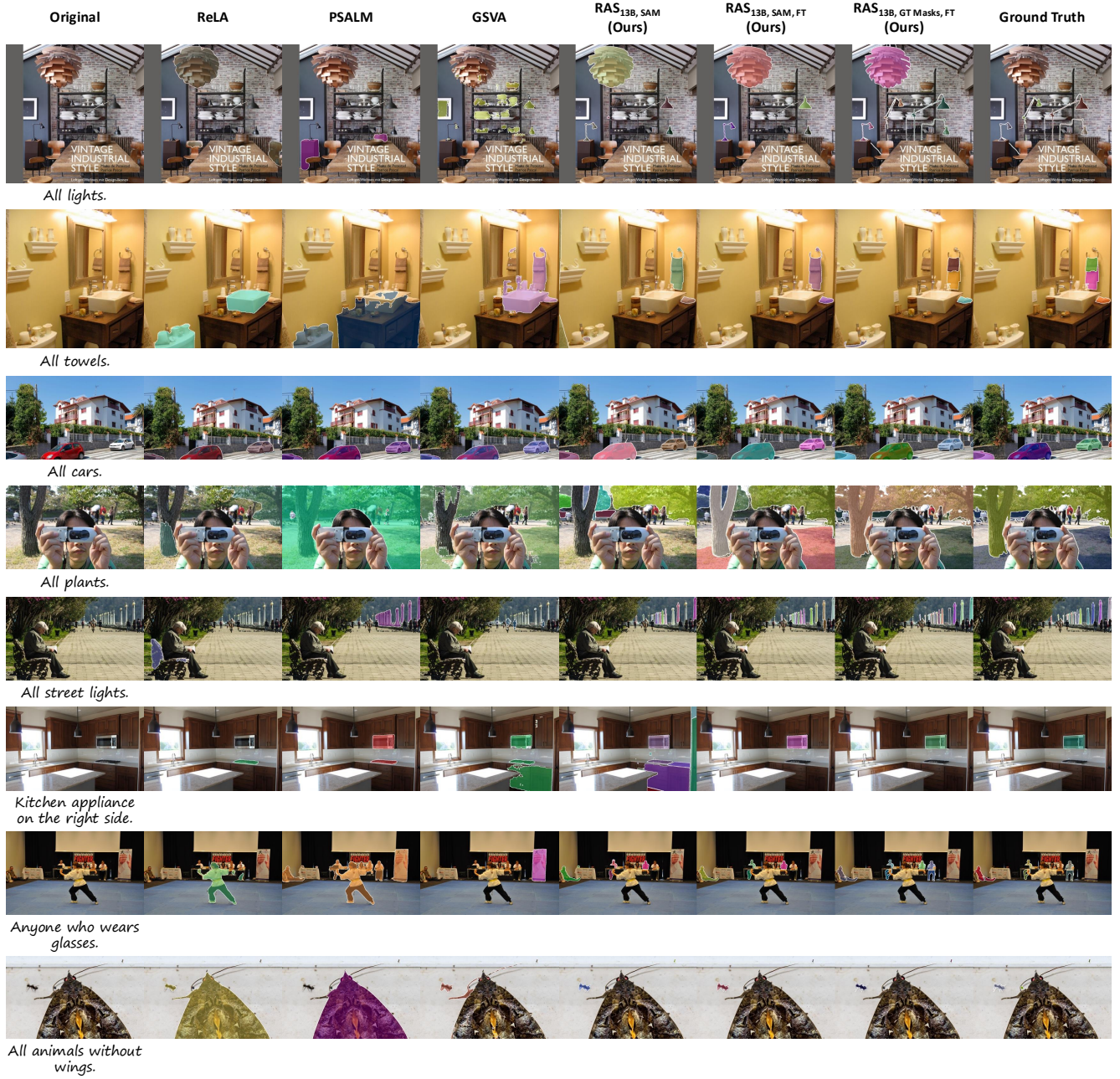


Figure C. Qualitative comparison on MASKGROUPS-HQ.