
EPiC: TOWARDS LOSSLESS SPEEDUP FOR REASONING TRAINING THROUGH EDGE-PRESERVING CoT CONDENSATION

A PREPRINT

Jinghan Jia[†] Hadi Reisizadeh[¶] Chongyu Fan[†] Nathalie Baracaldo[§] Mingyi Hong^{¶,‡} Sijia Liu^{†,§}

[†]Michigan State University

[‡]Amazon

[¶]University of Minnesota

[§]IBM Research

ABSTRACT

Large language models (LLMs) have shown remarkable reasoning capabilities when trained with chain-of-thought (CoT) supervision. However, the long and verbose CoT traces, especially those distilled from large reasoning models (LRMs) such as DeepSeek-R1, significantly increase training costs during the distillation process, where a non-reasoning base model is taught to replicate the reasoning behavior of an LRM. In this work, we study the problem of *CoT condensation* for resource-efficient reasoning training, aimed at pruning intermediate reasoning steps (*i.e.*, thoughts) in CoT traces, enabling supervised model training on length-reduced CoT data while preserving both answer accuracy and the model’s ability to generate coherent reasoning. Our rationale is that CoT traces typically follow a three-stage structure: problem understanding, exploration, and solution convergence. Through empirical analysis, we find that retaining the structure of the reasoning trace, especially the early stage of problem understanding (rich in reflective cues) and the final stage of solution convergence (which closely relates to the final answer), is sufficient to achieve *lossless* reasoning supervision. To this end, we propose an Edge-Preserving Condensation method, **EPiC**, which selectively retains only the initial and final segments of each CoT trace while discarding the middle portion. This design draws an analogy to preserving the “edge” of a reasoning trajectory, capturing both the initial problem framing and the final answer synthesis, to maintain logical continuity. Experiments across multiple model families (Qwen and LLaMA) and benchmarks show that EPiC reduces training time by over 34% while achieving lossless reasoning accuracy on MATH500, comparable to full CoT supervision. To the best of our knowledge, this is the first study to explore thought-level CoT condensation for efficient reasoning model distillation. Codes are available at <https://github.com/OPTML-Group/EPiC>.

1 Introduction

Large language models (LLMs) have demonstrated strong performance on complex reasoning tasks, especially when trained with chain-of-thought (CoT) supervision [1–3]. CoT training encourages models to generate step-by-step intermediate reasoning before producing a final answer, enhancing both interpretability and task performance in domains such as mathematics [4] and science [5]. More recently, large reasoning models (LRMs) such as DeepSeek-R1 [3], OpenAI-O1 [4], and Kimi [6] have pushed this paradigm further by generating rich CoT traces infused with self-reflection, verification, and backtracking, *e.g.*, acquired via reinforcement learning. These LRMs have enabled a new training pipeline: Their reasoning ability can be distilled into smaller LLMs via supervised fine-tuning (SFT) on LRM-generated CoT data [3, 7–10]. Throughout this paper, we refer to training (non-reasoning) LLMs with CoT supervision (for reasoning enhancement) as *reasoning training*.

However, despite their quality, LRM-generated CoT traces are often excessively verbose and suffer from *overthinking*, a tendency to include repetitive or speculative reasoning steps that inflate sequence length without improving final answer accuracy [11, 12]. This verbosity leads to two key issues: (1) high computational cost during SFT, and (2) reduced

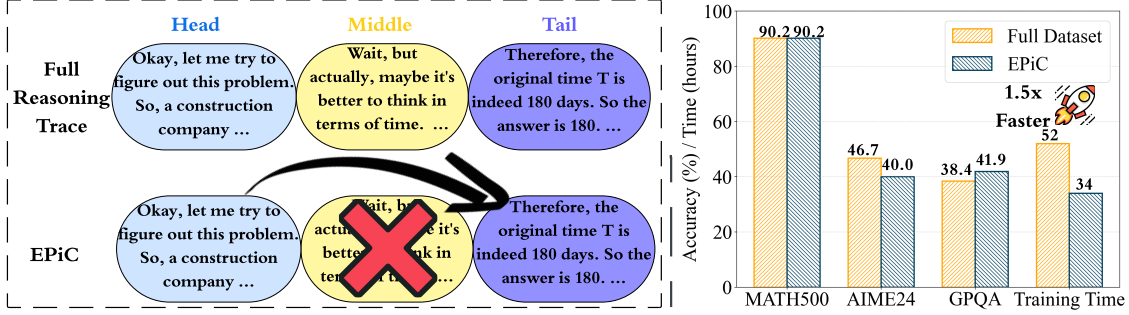


Figure 1: Overview of EPiC. **Left:** EPiC removes the middle portion of CoT while preserving the head (problem understanding) and tail (solution convergence). EPiC applies to training data in OpenR1Math. **Right:** Performance and training time comparison between EPiC and full CoT training based on QWEN2.5-MATH-7B-INSTRUCT. At 50% condensation ratio, EPiC achieves competitive accuracy with 1.5× faster training.

supervision quality due to noise, particularly in the middle of the trace where speculative exploration dominates. These observations raise a central question: *Are all reasoning steps equally important for reasoning training?*

In this work, we propose Edge-Preserving Condensation (EPiC), a simple yet effective thought-level pruning method that retains the head and tail segments of each CoT trace, corresponding to problem understanding and solution convergence, while removing only the middle portion of the reasoning trajectory. As illustrated in **Figure 1 (left)**, EPiC targets the overgenerated middle stage, preserving the structural and semantic integrity of the reasoning process. As shown in **Figure 1 (right)**, EPiC enables models to achieve competitive reasoning accuracy while reducing training time by 1.5× compared to full-trace fine-tuning.

To better understand which segments of a CoT trace are most critical for reasoning supervision, we conduct a mutual information (MI) analysis between individual segments and the full reasoning trace. We find that the portions selected by EPiC consistently exhibit the highest MI with the complete trace, supporting our empirical finding that the middle segment is the least informative (and often the noisiest) part of the reasoning trajectory. These findings motivate EPiC as a principled and efficient strategy for CoT data-based reasoning training. Our **contributions** are summarized as follows:

- We introduce the first framework EPiC to perform thought-level condensation during *training*, enabling efficient reasoning distillation by pruning uninformative steps within CoT traces.
- We provide a series of analyses, including thought landscape visualization, mutual information analysis, and CoT perturbation studies, to quantify informativeness across CoT segments and validate the effectiveness of EPiC.
- We conduct extensive experiments across two CoT training datasets (OpenR1Math and GeneralThought), three reasoning benchmarks (MATH500, AIME24, and GPQA-Diamond), and multiple non-reasoning model initializations (QWEN2.5-MATH-7B-INSTRUCT, QWEN2.5-7B-INSTRUCT, and LLAMA3.1-8B-INSTRUCT). Our results show that EPiC consistently achieves final answer accuracy comparable or better than full CoT supervision, while significantly reducing training time.

2 Related Work

Model distillation for LRMs. CoT prompting has been shown to significantly improve the reasoning capabilities of large language models (LLMs) [1], motivating a line of work that seeks to build LRMs through CoT-style data construction [13–15]. With the emergence of strong LRMs such as OPENAI-O1 [4], DEEPSEEK-R1 [3], and KIMI-1.5 [6], which can autonomously generate long and structured CoT traces, including self-reflection, verification, and backtracking, researchers have increasingly focused on distilling such behaviors into smaller models. Guo et al. [3] was among the first to demonstrate that the reasoning capabilities of LRMs can be effectively transferred to smaller models through SFT. Building on this insight, numerous works have explored distillation from LRM-generated CoT data to improve reasoning performance in smaller LLMs [7–10, 16–22]. These works can be broadly grouped into two categories: (1) distillation via high-quality, long-form CoT traces generated from LRMs [7–10, 16–18, 20, 21]; and (2) alignment-based approaches that directly supervise logits [19]. A complementary direction, explored by Ji et al. [22], proposes a hybrid strategy that uses truncated CoT prefixes with a small portion of full traces for efficient distillation. While prior work has successfully leveraged LRM-generated traces for performance improvement, only a few efforts [9, 10] have addressed the efficiency bottlenecks in CoT distillation. These works focus on reducing the number of training examples while ensuring trace diversity and quality. In contrast, our work preserves all examples but reducing the length of each trace through structured thought-level pruning. Specifically, we study how to remove uninformative

reasoning steps within each sample to reduce training cost, without compromising the effectiveness of the distilled model.

Scaling test-time reasoning and the challenge of overlength generation. Increasing test-time computation has consistently improved model performance on complex reasoning tasks such as mathematical problem solving and code generation [23–26]. These gains often come from generating longer reasoning traces or sampling diverse reasoning paths [4, 24]. Recent methods include parallel path sampling [27–29], tree-based search [30, 31], and iterative refinement [32–34]. Additionally, Muennighoff et al. [9] proposed enhancing the use of reflection tokens at inference time, and others [26, 35] showed that scaling test-time computation can rival or exceed model size increases. However, these strategies often induce overthinking, verbose, repetitive outputs that slow inference and may reduce quality [11, 12]. This is especially common in LRMs, which tend to generate redundant reasoning steps and excessive self-reflection. To mitigate this, several methods promote concise, efficient reasoning: Team et al. [6], Aggarwal and Welleck [36], and Luo et al. [37] introduce length-regularized RL; Xia et al. [38] apply SFT with truncated or token-pruned inputs; Wang et al. [12] penalize reflection token usage; and Zhang et al. [39] compress thoughts via token projection for faster decoding. While these approaches primarily target inference-time efficiency, our work addresses the complementary challenge of improving training-time efficiency. Specifically, we investigate how to condense reasoning trajectories during supervised fine-tuning, enabling small models to learn LRM-style reasoning with reduced computational cost.

Dataset pruning for efficient training. To reduce training costs, data pruning has been widely studied in discriminative settings like image classification, where redundant samples are removed [40–43]. Importance score for each sample is estimated using geometry-based [44], uncertainty-based [45], margin-based [46], gradient-based [47], forgetting-based [48], and training-dynamics-based methods [49], with learned pruners also explored [50]. These approaches have recently been adapted for LLM instruction tuning [51, 52], and Zhou et al. [53] showed that strong performance can be achieved with just 1,000 high-quality examples. However, pruning for reasoning training remains underexplored. Ye et al. [10] leveraged a small set of curated CoT traces, but no prior work investigates pruning at the level of individual reasoning steps. In contrast, we introduce *thought-level condensation*, a fine-grained strategy that prunes within examples rather than across them.

3 Condensed CoT for Efficient Reasoning Training: Motivation and Problem

In this section, we first reviews CoT-based reasoning training and its standard setup, then highlight the trade-off between efficiency and accuracy identified in prior work. Motivated by this tension, we investigate the potential of *thought selection* and formally introduce the problem of *CoT condensation*, which seeks to accelerate reasoning training without compromising reasoning performance.

Reasoning enhancement via supervised fine-tuning (SFT) on CoT data. Training LLMs to reason step by step, rather than directly predicting final answers, using CoT supervision has shown significant promise [3, 21, 54, 55]. This reasoning training approach has emerged as an effective model distillation technique, enabling smaller, non-reasoning LLMs to acquire reasoning abilities by fine-tuning on long CoT traces generated by larger models.

This work focuses on improving the efficiency of reasoning training with CoT supervision, aiming to achieve faster training while maintaining or even enhancing reasoning capabilities, as measured by final answer accuracy on complex problems (*e.g.*, mathematics) and the ability to generate coherent reasoning traces (*e.g.*, reflected in the length of the distilled model outputs).

To be more concrete, let $\mathcal{D} = \{(\mathbf{x}, \mathbf{r}, \mathbf{y})\}$ denote a CoT-style training dataset, where \mathbf{x} is the input question, $\mathbf{r} = [r_1, r_2, \dots, r_n]$ denotes the corresponding full reasoning trajectory consisting of n intermediate steps (*i.e.*, thoughts), and \mathbf{y} is the final answer. Following [39], we use “ $\text{\texttt{\char"000A}}$ ” as a delimiter to simply segment the CoT trajectory \mathbf{r} into different thoughts $\{r_i\}$. In addition, let θ denote the parameters of an LLM, and let $\pi_\theta(\mathbf{b} \mid \mathbf{a})$ represent the model’s predicted probability of generating response \mathbf{b} given input \mathbf{a} . The reasoning training for θ under \mathcal{D} can be then cast as

$$\underset{\theta}{\text{minimize}} \quad -\mathbb{E}_{(\mathbf{x}, \mathbf{r}, \mathbf{y}) \in \mathcal{D}} [\log \pi_\theta(\mathbf{r}, \mathbf{y} \mid \mathbf{x})], \quad (1)$$

where the training objective is defined as a cross-entropy-based sequence prediction loss, which maximizes the likelihood of generating the reasoning trace and final answer conditioned on the input.

Prior work: Efficiency-accuracy trade-off through dataset size reduction. While SFT on long CoT significantly enhances the reasoning abilities of LLMs, it is highly resource-intensive, particularly when the traces are generated

by LRMs like DEEPSEEK-R1. This renders solving problem (1) computationally expensive, particularly in resource-constrained settings such as academic labs.

To improve the efficiency of reasoning training, prior work has explored size-reduced, high-quality CoT datasets such as S1 [9] and LIMO [10], each containing around 1k carefully curated examples. However, we find that these datasets are typically benchmarked on large models (*e.g.*, 32B), and their effectiveness does not consistently transfer to the training of smaller models. As shown in **Figure 2**, training a 7B model on LIMO or S1 significantly speeds up reasoning training compared to conventional SFT using the larger CoT dataset OpenR1Math (93k examples). However, this speedup comes at the cost of reduced accuracy on MATH500, 80.0% and 83.6% for LIMO and S1, respectively, compared to 90.2% achieved when training on OpenR1Math. This indicates that small-scale datasets like S1 and LIMO are insufficient to consistently support effective reasoning performance.

Problem statement. As motivated by Figure 2, curating smaller CoT datasets does not appear to be an effective solution for improving the efficiency of reasoning training while preserving reasoning performance. Therefore, we propose shifting the focus from *reducing the number of training examples to condensing the reasoning trajectory within each example*. That is, we ask whether *thought-level* condensation of CoT data, rather than example-level dataset reduction, can enable more efficient and effective reasoning training. Therefore, we define the CoT condensation operation as the selection (or pruning) of intermediate thoughts within a reasoning trajectory. Given a CoT trace $\mathbf{r} = [r_1, r_2, \dots, r_n]$, the condensed version is denoted as $\mathbf{r}_{\text{cond}} = [r_i]_{i \in \Omega}$, where $\Omega \subseteq \{1, \dots, n\}$ is the index set of selected thoughts and the remaining thoughts are discarded. The potential of thought-level CoT condensation is evident with random thought selection. As shown in **Figure 2**, randomly selecting 50% of the reasoning steps in each example from OpenR1Math yields 88.0% accuracy, outperforming LIMO and S1, while cutting training time by approximately 40% compared to training on the full OpenR1Math.

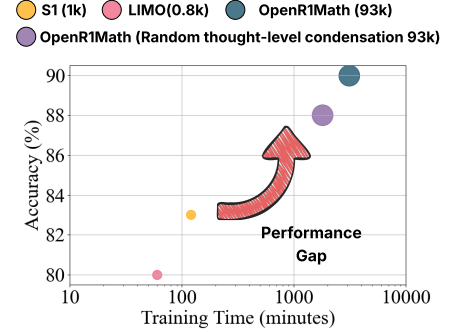


Figure 2: Accuracy and training time for reasoning training on OpenR1Math (93k examples), LIMO (0.8k examples), and S1 (1k examples), using QWEN2.5-MATH-7B-INSTRUCT as the base non-reasoning LLM. Accuracy is evaluated on the MATH500 benchmark. In addition to standard CoT datasets, we also include a thought-level condensed version of OpenR1Math, where 50% of the intermediate thoughts in each CoT trace are randomly retained and the remainder pruned.

Figure 2 motivates the central research question of our work: *Can we design an effective CoT condensation method to address the supervised fine-tuning problem in (1), one that substantially reduces training cost while preserving reasoning performance comparable to full-length CoT supervision?*

4 Edge-Preserving CoT Condensation: Method and Rationale

In this section, we begin with a warm-up study to motivate why individual thoughts (*i.e.*, reasoning steps) serve as a proper unit for condensing CoT traces. We then present our method, EPiC, which performs CoT condensation by leveraging the underlying structure of reasoning trajectories. Finally, we justify the design of EPiC from two complementary perspectives: (1) the mutual information between individual reasoning steps and the final answer, and (2) a sensitivity analysis that contrasts the importance of reasoning structure versus content.

CoT condensation unit: Thoughts or tokens? As an alternative to thought-level condensation, one may consider pruning a CoT trace at the token level. A representative approach is **TokenSkip** [38] to assign importance scores to individual tokens and prune those deemed less critical [56]. We can apply this method to compress CoT traces. However, when training models on these token-pruned CoT datasets, we observe a significant drop in performance compared to training on the original, unpruned data, as shown in **Figure 3**. This may be because token-level pruning disrupts the thought-level reasoning pattern. For example, as shown in Figure 3(Left), TokenSkip overlooks transitional markers and reflective words (*e.g.*, “wait”) that are essential

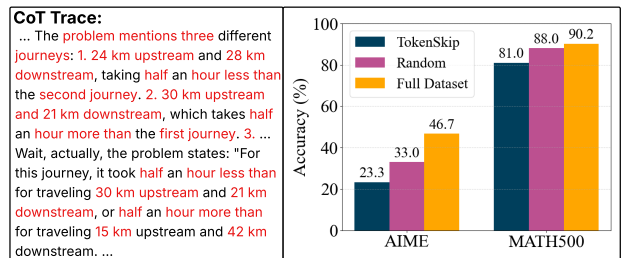


Figure 3: Performance of TokenSkip-based token-level condensation for reasoning training. (Left) Visualization of a CoT trace pruned by TokenSkip [38] with a 50% pruning ratio. Tokens highlighted in red are retained, while the rest are removed. (Right) Final answer accuracy of models trained on three datasets: TokenSkip-pruned (50%), random thought-level condensation (50%), and the original full dataset, evaluated on AIME and MATH500. All models are fine-tuned from QWEN2.5-MATH-7B-INSTRUCT on the OpenR1Math dataset.

as shown in Figure 3(Left), TokenSkip overlooks transitional markers and reflective words (*e.g.*, “wait”) that are essential

for connecting thoughts and preserving logical flow. Therefore, token-level condensation becomes *ineffective* for reasoning training, performing even worse than random thought-level condensation in Figure 3(Right).

Edge-preserving condensation (EPiC). First, we segment each CoT trace into three distinct stages based on their functions: (1) *Understand*: parsing and interpreting the problem; (2) *Explore*: inferring and iterating through reasoning paths; And (3) *Converge*: synthesizing information and finalizing the solution. See **Figure 4** for an illustration. These stages correspond to the head, middle, and tail segments of the CoT trace, respectively. Based on this structured progression, we can achieve reasoning condensation by selectively removing one of these stages from the full CoT trace.

Based on the above CoT segmentation, we next develop EPiC, a method that preserves only the head and tail portions of the CoT trace, effectively connecting the initial and final stages while discarding the exploration stage. This design mirrors the idea of retaining the “edges” of a reasoning trajectory. Recall that $\mathbf{r} = [r_1, r_2, \dots, r_n]$ denotes the full reasoning trajectory consisting of n thoughts. We define the *condensation ratio* (CR) $\tau \in [0, 1]$ as the fraction of thoughts retained after pruning (*i.e.*, the length of the condensed trajectory). EPiC compresses the full reasoning trajectory \mathbf{r} into a condensed version \mathbf{r}_{cond} by pruning the middle portion of the CoT trace while retaining the proper head and tail segments:

$$\mathbf{r}_{\text{cond}} = [r_i]_{i \in \Omega}, \quad \Omega = \{1, \dots, \lfloor \frac{\tau n}{2} \rfloor\} \cup \{n - \lfloor \frac{\tau n}{2} \rfloor + 1, \dots, n\}. \quad (\text{EPiC})$$

Here, $\lfloor \cdot \rfloor$ denotes the floor function. The total number of retained thoughts, $\lfloor \tau n \rfloor$, is equally divided between the head and tail segments, each of length $\lfloor \frac{\tau n}{2} \rfloor$. Please refer to Appendix A for visualizations of example reasoning traces after condensation.

Although EPiC appears simple, its effectiveness can be demonstrated through extensive empirical results in Sec. 5: It enables efficient reasoning training on condensed CoT datasets while preserving performance comparable to full-length supervision. In what follows, we validate the soundness of EPiC using a CoT landscape visualization tool [58], offering an interpretable view of how individual reasoning steps contribute to final answer generation. This stems from our observation that the exploration stage (*i.e.*, the middle portion discarded by EPiC), which is often the longest part of the reasoning trace, can be redundant or even distracting sometimes.

Leveraging the visualization tool from [58], **Figure 5** illustrates the landscape of a reasoning trajectory projected into a latent semantic space, where darker regions represent intermediate reasoning states that are semantically *closer* to the correct answer. The x and y axes correspond to two t-SNE-projected dimensions. The visualization shows that the initial and final reasoning steps tend to contribute more directly to the final answer, as reflected by their proximity to the correct solution. In contrast, a large portion of intermediate steps often drift away from this path, potentially steering the model toward suboptimal conclusions. This supports our hypothesis that the middle portion of a CoT trace may be less informative, or even detrimental, to accurate reasoning.

Understanding EPiC via mutual information (MI). To further understand which parts of the reasoning trajectory are most important for improving reasoning ability, we analyze EPiC using MI. Our goal is to quantify how much information different portions of the reasoning trace retain compared with the full reasoning trace. For a condensed trace $\mathbf{r}_{\text{cond}} = [r_i]_{i \in \Omega}$, we obtain a matrix representation $\mathbf{E}_{\Omega} = [\mathbf{e}_1^{\Omega}, \dots, \mathbf{e}_m^{\Omega}]^{\top} \in \mathbb{R}^{m \times d}$ by feeding each trace through a pretrained LLM and applying mean pooling over the final hidden states across the token dimension. Here, m denotes the number of samples used for MI evaluation and d is the hidden dimension of the model. We compute the mutual information between \mathbf{E}_{Ω} and \mathbf{E}_{Full} , denoted as $\mathcal{I}(\mathbf{E}_{\Omega}; \mathbf{E}_{\text{Full}})$, using the Kraskov estimator [59], which approximates MI based on distances between nearest neighbors in the sample space. See Appendix B for more details. The MI score serves as a proxy for how informative the selected reasoning steps are compared with the full reasoning trace.

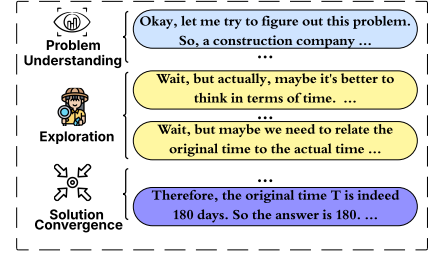


Figure 4: Illustration of three-stage structure of long CoT reasoning: problem understanding (head), exploration (middle), and solution convergence (tail).

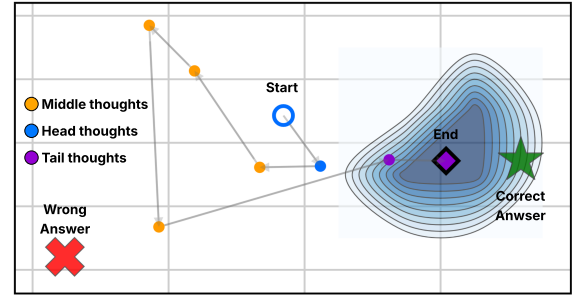


Figure 5: Visualization of a reasoning trajectory generated by DEEPSEEK-R1-DISTILL-QWEN-7B on the AQuA [57] dataset. The plot is produced using the trajectory landscape tool from [58], where each node represents the model’s reasoning state in a latent space after k thought steps. And x and y axes correspond to two t-SNE-projected dimensions. The trajectory is segmented into three parts: the first 25% of steps (blue, “head thoughts”), the middle 50% (orange, “middle thoughts”), and the final 25% (violet, “tail thoughts”). The correct answer is shown as a green star, while red cross denotes incorrect (distractor) answers.

A higher $\mathcal{I}(\mathbf{E}_\Omega; \mathbf{E}_{\text{Full}})$ indicates that the condensed subset Ω preserves more of the information in the full reasoning trace, and thus corresponds to a more effective condensation strategy. We compute MI between the full reasoning trace and different portions of the reasoning trajectory to assess the informativeness of each segment. Specifically, given a CR (condensation ratio) τ , we define: *Head-only Condensation (HoC)* as $\Omega_H = \{1, \dots, \lfloor \tau n \rfloor\}$, *Tail-only Condensation (ToC)* as $\Omega_T = \{n - \lfloor \tau n \rfloor + 1, \dots, n\}$, and *Middle-only Condensation (MoC)* as $\Omega_M = \left\{ \left\lfloor \frac{(1-\tau)n}{2} \right\rfloor + 1, \dots, n - \left\lfloor \frac{(1-\tau)n}{2} \right\rfloor \right\}$. As shown in **Table 1**, EPiC consistently achieves the highest MI across all condensation ratios $\tau \in \{0.01, 0.05, 0.1, 0.5\}$, closely matching the MI of the full reasoning trace. This indicates that EPiC effectively preserves the most informative parts of the reasoning trace. Notably, at $\tau = 0.5$, EPiC attains an MI of 8.70, nearly matching the full trace MI of 8.77. This indicates that EPiC preserves nearly all the semantic content of the full reasoning trajectory while using only half the tokens, providing strong evidence that its structural selection strategy captures the most informative parts of the trace. We observe similar results using QWEN2.5-MATH-7B-INSTRUCT, as shown in Table A2.

Reasoning structure may matter more than content. To assess the importance of different CoT stages, we conduct a perturbation analysis inspired by EPiC. Rather than removing the reasoning steps not in the selected index set Ω , we replace their content with randomly sampled text while preserving the structural layout of the full trace. When perturbing the reasoning content, we preserve reflection tokens, often realized as discourse markers such as *wait* and *hmm* [9], as they serve as important transitional and reflective cues that help maintain coherence between thoughts.

Building on the above, we investigate the impact of fixing the reasoning condensation pattern Ω while perturbing the unselected thoughts $\{r_i\}_{i \notin \Omega}$ by replacing their content (between reflection tokens) with randomly sampled sentences from WikiText [60]. **Figure 6** shows how reasoning training on the perturbed CoT dataset impacts model performance. We evaluate five settings: perturbing (1) all reasoning steps, or 50% of the trace located in the (2) head, (3) middle, or (4) tail segments. Perturbing the middle region results in the smallest performance degradation, achieving 89.4% accuracy on MATH500, compared to 90.2% with the original dataset. In contrast, perturbing the head or tail leads to more significant accuracy drops, while perturbing the entire trace severely degrades performance. These results support the core idea of EPiC: The middle stage of a CoT trace is less critical than the head and tail, and much of its content can be pruned or abstracted without substantially compromising reasoning ability.

5 Experiments

5.1 Experiment Setups

Training datasets. To demonstrate the effectiveness of EPiC in facilitating CoT training for enhanced reasoning capabilities, we train models on two long-form CoT datasets distilled from DEEPSEEK-R1: **(1) OpenR1Math** [7]: This dataset comprises 220k math problems, each paired with reasoning traces generated by DEEPSEEK-R1. Answers are verified using either a math verifier [61] or LLAMA-3.3-70B-INSTRUCT to ensure correctness. In our experiments, we use the default main subset, which includes 93k verified examples. **(2) GeneralThoughts** [16]: This dataset offers a diverse reasoning traces beyond mathematics and coding, spanning natural sciences, humanities, social sciences, and general conversational reasoning. The traces are generated by a diverse set of strong LLMs, including O3-MINI, GEMINI-2-FLASH-THINKING, CLAUDE-3.7-SONNET, and DEEPSEEK-R1.

Model setups. In our experiments, we primarily use the *non-reasoning* LLM QWEN2.5-MATH-7B-INSTRUCT [62] as the base model for SFT-based reasoning training, due to its strong mathematical capabilities. To evaluate the robustness and generalizability of EPiC across different model initializations, we additionally conduct experiments with two alternative models: QWEN2.5-7B-INSTRUCT [63], which shares the same architecture but lacks math-specific

Table 1: Comparison of MI, computed using (A1), between the full reasoning trajectory and selected portions of the reasoning trajectory under various condensation methods and condensation ratios (τ). The evaluation is performed on 2500 examples sampled from the OpenR1Math dataset using the QWEN2.5-1.5B-INSTRUCT model.

Method	$\tau = 0.01$	$\tau = 0.05$	$\tau = 0.1$	$\tau = 0.5$
Full ($\tau = 1$)	8.77			
Random	0.56	1.90	2.64	4.57
HoC	0.93	1.77	2.27	4.85
MoC	0.64	1.39	1.84	3.81
ToC	0.43	1.06	1.46	3.05
EPiC	3.07	3.57	4.06	8.70

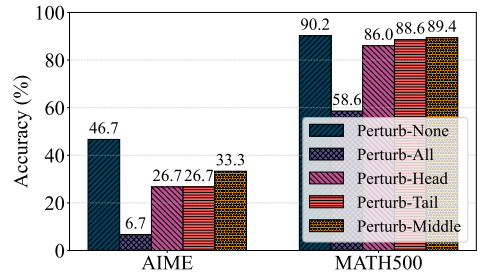


Figure 6: Final answer accuracy comparison for reasoning training using QWEN2.5-MATH-7B-INSTRUCT on various perturbed CoT training sets, evaluated on AIME and MATH500 at test time. Perturbations are applied to specific regions of the CoT trace—head, tail, middle, entire trace—or not applied at all (no perturbation).

instruction tuning, and LLAMA3.1-8B-INSTRUCT [64], which differs in both architecture and pretraining corpus. These variants assess EPiC’s effectiveness when initialized from a weaker math model or a different architecture.

Evaluation benchmarks. To assess the acquired reasoning capabilities, we primarily evaluate models on three benchmarks: **(1) MATH500** [2]: A curated set of 500 multi-step problems from the OpenAI MATH benchmark, designed to measure mathematical reasoning ability. **(2) AIME24** [65]: A set of 30 high school competition-level math problems from the 2024 American Invitational Mathematics Examination (AIME). **(3) GPQA-Diamond** [5]: A graduate-level STEM benchmark consisting of multiple-choice questions in biology, physics, and chemistry. All problems are written and verified by domain experts (PhD-level), providing a challenging testbed for evaluating general scientific reasoning beyond mathematics. For evaluation, we set a maximum generation length of 9000 tokens for both MATH500 and AIME24, and 4000 tokens for GPQA-DIAMOND. Decoding is performed using nucleus sampling with a temperature of 0.6 and top- p of 0.95, following [3]. In addition to final answer accuracy, we also assess reasoning generation quality using two auxiliary metrics: (1) the length of the generated reasoning traces, and (2) the number of reflection tokens, which serve as strong indicators of reasoning ability, *e.g.*, the “Aha Moment” emphasized in DEEPSEEK-R1 [3].

Baselines. To evaluate the effectiveness of EPiC, we compare it against several baseline condensation strategies: **(1) Random:** Randomly selects a subset of reasoning steps based on the same condensation ratio τ , without considering their position within the trajectory. **(2) HoC (Head-only Condensation):** Retains only the first $\lfloor \tau n \rfloor$ steps of the reasoning trajectory, where n is the total number of steps. **(3) ToC (Tail-only Condensation):** Retains only the last $\lfloor \tau n \rfloor$ steps. **(4) TokenSkip** [38]: A recent token-level condensation that scores and selects important tokens across the trace for retention. Unless otherwise specified, the condensation ratio τ is set to 50% throughout our experiments. Please refer to the training and implementation details in Appendix C.

5.2 Experiment Results

Table 2: Performance comparison of EPiC against full dataset training and baseline condensation methods across three reasoning benchmarks: Math500, AIME24, and GPQA-Diamond. Each benchmark reports both accuracy (%) , the average number of generated tokens (#Toks) and the average number of reflection tokens (#RToks). All models are trained via SFT from Qwen2.5-Math-7B-Instruct, using a fixed condensation ratio of 50%. The reasoning training is conducted on two datasets, OPENR1MATH and GENERALTHOUGHT195K, respectively. The final column reports the total training time in hours.

Methods	Math500			AIME24			GPQA-Diamond			Time (Hours)
	Acc	#Toks	#RToks	Acc	#Toks	#RToks	Acc	#Toks	#RToks	
w/o SFT	82.6	696.6	0.0	3.3	1624.2	0.1	34.9	1331.5	0.0	-
OpenR1Math [7]										
Full dataset	90.2	3213.5	17.6	46.7	7365.2	43.7	38.4	3817.1	37.0	51.9
TokenSkip	81.0	4861.5	28.0	23.3	8499.4	48.3	31.3	3896.7	30.4	30.0
Random	88.0	3221.9	17.2	33.3	7382.8	45.8	36.4	3802.7	37.8	32.4
HoC	89.6	3178.3	17.3	33.3	7549.0	45.9	40.4	3753.5	39.5	34.2
ToC	84.6	3088.6	16.4	33.3	7141.4	41.8	43.9	3472.8	28.7	32.0
EPiC	90.2	3109.1	17.5	40.0	7330.8	45.4	41.9	3725.7	37.8	34.0
GeneralThought195k [16]										
Full dataset	87.0	3072.7	23.3	26.7	7613.6	50.2	40.4	3494.9	46.2	48.8
TokenSkip	58.4	4281.8	0.0	0.0	9000.0	0.0	29.3	3653.5	0.0	32.0
Random	58.2	3621.8	27.0	0.0	7591.9	52.0	35.0	3329.4	41.4	32.0
HoC	85.8	3252.7	18.3	26.7	8004.9	43.8	37.4	3490.1	40.1	33.5
ToC	75.4	2963.8	19.1	13.3	6991.3	46.6	41.4	3182.5	31.5	31.6
EPiC	86.0	2874.2	18.5	20.0	7967.2	46.9	42.4	3388.3	40.8	32.3

Performance overview of EPiC vs. full-data training and condensation baselines. In Table 2, we evaluate the performance of EPiC under a 50% condensation ratio across three reasoning benchmarks: MATH500, AIME24, and GPQA-DIAMOND. We compare against baselines trained on two datasets: OPENR1MATH, which focuses exclusively on mathematical problems, and GENERALTHOUGHT195K, which contains reasoning traces spanning diverse domains such as science, humanities, and general knowledge. All models are fine-tuned from QWEN2.5-MATH-7B-INSTRUCT.

First, EPiC matches the performance of full-data training while significantly reducing training time up to 34%. For example, when trained on OPENR1MATH, EPiC achieves 90.2% accuracy on MATH500, identical to the full model,

but requires only 34.0 hours of training compared to 51.9 hours for the full dataset. On GENERALTHOUGHT195K, EPiC also maintains comparable performance (86.0% vs. 87.0%) while reducing training time from 48.8 to 32.3 hours, demonstrating substantial efficiency gains without performance loss.

In-domain evaluation on GPQA-DIAMOND further validates the strength of EPiC. Since GENERALTHOUGHT195K includes STEM-related reasoning (e.g., physics and biology), GPQA-DIAMOND serves as a natural in-domain test. As shown, EPiC achieves 42.4% accuracy, outperforming the full-data baseline of 40.4%. Even when treated as an out-of-domain task—training only on math-focused OPENR1MATH—EPiC generalizes better than full-data training (41.9% vs. 38.4%), suggesting that pruning the middle portion of reasoning traces may help improve generalization.

Compared to other structural condensation baselines, EPiC also exhibits clear advantages. Both HoC and ToC, which preserve only the head or tail of the reasoning trace, perform noticeably worse than EPiC across all tasks and datasets. These results confirm that preserving both the beginning and end of the reasoning trace, while discarding the middle, is a highly effective and efficient strategy.

Last but not least, we analyze reasoning behavior through the lens of generation length. Across all benchmarks, EPiC produces responses of *comparable length* to those generated by models trained on the full dataset, indicating that it effectively preserves reasoning complexity. For example, on MATH500, EPiC achieves the same 90.2% accuracy as the full model while generating, on average, only 100 fewer tokens (3109.1 vs. 3213.5). In addition, we observe that EPiC maintains a similar number of reflection tokens, such as "wait", "hmm", and other metacognitive markers, compared to the full model, further confirming that its condensed traces still elicit rich and deliberate reasoning behavior during inference. This result is particularly noteworthy given that a 50% condensation ratio was applied to the CoT training data. Despite this reduction, the model’s ability to generate complete and coherent reasoning traces at test time remains essentially *lossless* compared to full-data training. Appendix D also includes qualitative generation examples illustrate that EPiC achieves comparable reasoning quality to the full-data model.

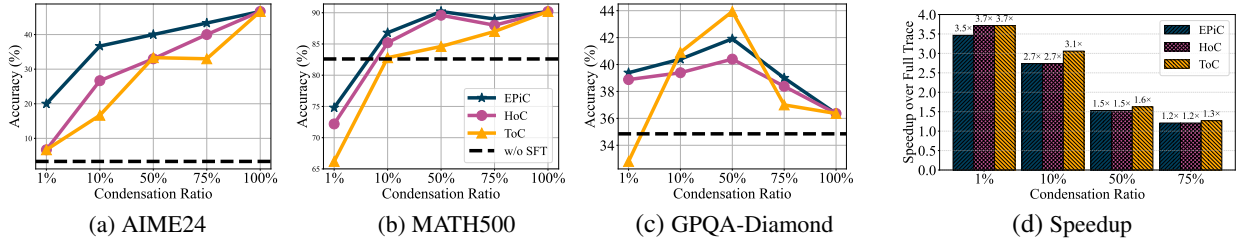


Figure 7: Reasoning accuracy of CoT training at different condensation ratios using EPiC, HoC, and ToC, on three benchmarks: (a) AIME24, (b) MATH500, and (c) GPQA-Diamond. All models are fine-tuned using Qwen2.5-Math-7B-Instruct on OpenR1Math. The dashed line indicates performance without SFT, and the 100% condensation ratio refers to the full training dataset. (d) shows the training speedup relative to full-trace fine-tuning across condensation ratios for each method.

Performance against CoT condensation ratios. In Figure 7-(a,b,c), we present the performance of reasoning training under varying CoT condensation ratios using different condensation methods (EPiC, HoC, ToC), evaluated on the reasoning benchmarks AIME24, MATH500, and GPQA-Diamond. As expected, reasoning performance generally improves as the condensation ratio increases (i.e., more thoughts are retained), where 100% corresponds to the full-data training scenario. Notably, GPQA-Diamond exhibits a sweet spot at 50% condensation, where the accuracy even surpasses that of the full-dataset baseline. This suggests that moderate pruning may help eliminate noisy or redundant reasoning, thereby improving generalization. We also observe that the use of CoT training data plays a key role in driving reasoning accuracy, compared to the initial model without SFT. Across all benchmarks and condensation levels, EPiC consistently outperforms both HoC and ToC, reinforcing the results shown in Table 2. Furthermore, Figure 7-(d) reports the corresponding training speedups relative to full CoT fine-tuning. As expected, lower condensation ratios lead to faster training. At 50% condensation, EPiC delivers a substantial $1.5\times$ improvement in training efficiency over full-data training.

Performance against problem difficulty levels. In Figure 8, we present a fine-grained breakdown of model performance across five difficulty levels on the Math500 benchmark. The top plot shows accuracy comparisons, while the bottom plot reports the corresponding average number of generated tokens. All models are trained using QWEN2.5-MATH-7B-INSTRUCT on the OpenR1Math dataset. As expected, accuracy generally decreases and generation length increases as problem difficulty rises. This trend holds consistently across all condensation strategies, reflecting the intrinsic complexity of harder problems. However, EPiC performs *better than the full-data baseline* on the most difficult Level 5 problems. This indicates that CoT condensation via EPiC did *not* disproportionately disadvantage on the harder levels. In addition, as evidenced by the bottom plots, all condensation methods applied to the CoT training datasets do not hinder the reasoning generation capability of the resulting models after training, across all problem difficulty

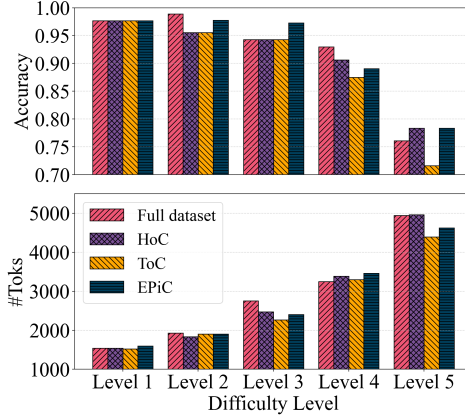


Figure 8: Accuracy and generation length across difficulty levels on the Math500 benchmark. **(Top)** Accuracy comparison of condensation methods (50% condensation ratio) and full-data baseline across five difficulty levels. **(Bottom)** Average number of generated tokens per method and difficulty level. All models are fine-tuned from QWEN2.5-MATH-7B-INSTRUCT on OpenR1Math.

levels. This also echoes the finding in Table 2 that reasoning ability can be effectively acquired using shorter CoT traces without compromising generation quality.

EPiC is resilient to non-reasoning base model choice. To evaluate the robustness of EPiC under different initialization conditions, we assess its performance when fine-tuning two distinct pretrained backbones: QWEN2.5-7B-INSTRUCT [63] and LLAMA3.1-8B-INSTRUCT [64]. As shown in **Table 3**, EPiC consistently achieves strong performance despite using only 50% of the original reasoning traces. Compared to full-data fine-tuning, it attains comparable or even superior accuracy while significantly reducing training time, saving 19.1 hours on LLaMA3 and 19 hours on Qwen. These results indicate that EPiC generalizes well across base models.

Table 3: Performance comparison between full-dataset training and EPiC on the OpenR1Math dataset across different backbone models, with similar format as Table 2.

Methods	Math500		AIME24		GPQA Diamond		Time (Hours)
	Acc	#Toks	Acc	#Toks	Acc	#Toks	
QWEN2.5-7B-INSTRUCT							
w/o SFT	76.4	583.0	10.0	1061.8	30.8	577.8	-
Full dataset	84.4	3499.4	26.7	7590.1	35.9	3798.7	52.1
EPiC	84.2	3378.4	26.7	7839.1	35.9	3760.1	33.2
LLAMA3.1-8B-INSTRUCT							
w/o SFT	47.4	1311.7	3.3	3180.6	29.8	1060.4	-
Full dataset	78.2	9000.0	13.3	9000.0	27.2	4000.0	56.6
EPiC	75.0	9000.0	16.7	9000.0	29.8	4000.0	37.5

6 Conclusion

In this work, we investigate a novel perspective on reasoning supervision by proposing **EPiC**, a simple yet effective thought-level condensation strategy that preserves only the *head* and *tail* portions of long CoT traces. Motivated by the observation that intermediate reasoning steps often contain redundant or exploratory content, we systematically evaluate the informativeness of different reasoning segments using mutual information analysis. Our findings reveal that removing the middle portion of CoT traces leads to significant efficiency gains without sacrificing model performance. Extensive experiments across multiple reasoning benchmarks demonstrate that EPiC achieves comparable or even superior performance to full-dataset training, while reducing training time. The method proves robust across datasets, difficulty levels, and model architectures, offering a practical and interpretable solution for improving the efficiency of reasoning fine-tuning. Efficient reasoning supervision is increasingly important as the cost of full CoT training becomes prohibitive. Limitations and broader impacts are further discussed in **Appendix E** and **Appendix F**.

Acknowledgments

The work of J. Jia, C. Fan, and S. Liu is supported by the National Science Foundation (NSF) CISE Core Program Award IIS-2207052, the NSF CAREER Award IIS-2338068, the Cisco Faculty Research Award, the ARO Award W911NF2310343, and the Amazon Research Award for AI in Information Security.

Bibliography

- [1] Jason Wei, Xuezhi Wang, Dale Schuurmans, Maarten Bosma, Fei Xia, Ed Chi, Quoc V Le, Denny Zhou, et al. Chain-of-thought prompting elicits reasoning in large language models. *Advances in neural information processing systems*, 35:24824–24837, 2022.
- [2] Hunter Lightman, Vineet Kosaraju, Yuri Burda, Harrison Edwards, Bowen Baker, Teddy Lee, Jan Leike, John Schulman, Ilya Sutskever, and Karl Cobbe. Let’s verify step by step. In *The Twelfth International Conference on Learning Representations*, 2023.
- [3] Daya Guo, Dejian Yang, Haowei Zhang, Junxiao Song, Ruoyu Zhang, Runxin Xu, Qihao Zhu, Shirong Ma, Peiyi Wang, Xiao Bi, et al. Deepseek-r1: Incentivizing reasoning capability in llms via reinforcement learning. *arXiv preprint arXiv:2501.12948*, 2025.
- [4] OpenAI, :, Aaron Jaech, Adam Kalai, Adam Lerer, Adam Richardson, Ahmed El-Kishky, Aiden Low, Alec Helyar, Aleksander Madry, Alex Beutel, Alex Carney, Alex Iftimie, Alex Karpenko, Alex Tachard Passos, Alexander Neitz, Alexander Prokofiev, Alexander Wei, Allison Tam, Ally Bennett, Ananya Kumar, Andre Saraiva, Andrea Vallone, Andrew Duberstein, Andrew Kondrich, Andrey Mishchenko, Andy Applebaum, Angela Jiang, Ashvin Nair, Barret Zoph, Behrooz Ghorbani, Ben Rossen, Benjamin Sokolowsky, Boaz Barak, Bob McGrew, Borys Minaiev, Botao Hao, Bowen Baker, Brandon Houghton, Brandon McKinzie, Brydon Eastman, Camillo Lugaresi, Cary Bassin, Cary Hudson, Chak Ming Li, Charles de Bourcy, Chelsea Voss, Chen Shen, Chong Zhang, Chris Koch, Chris Orsinger, Christopher Hesse, Claudia Fischer, Clive Chan, Dan Roberts, Daniel Kappler, Daniel Levy, Daniel Selsam, David Dohan, David Farhi, David Mely, David Robinson, Dimitris Tsipras, Doug Li, Dragos Oprica, Eben Freeman, Eddie Zhang, Edmund Wong, Elizabeth Proehl, Enoch Cheung, Eric Mitchell, Eric Wallace, Erik Ritter, Evan Mays, Fan Wang, Felipe Petroski Such, Filippo Raso, Florencia Leoni, Foivos Tsimpourlas, Francis Song, Fred von Lohmann, Freddie Sulit, Geoff Salmon, Giambattista Parascandolo, Gildas Chabot, Grace Zhao, Greg Brockman, Guillaume Leclerc, Hadi Salman, Haiming Bao, Hao Sheng, Hart Andrin, Hessam Bagherinezhad, Hongyu Ren, Hunter Lightman, Hyung Won Chung, Ian Kivlichan, Ian O’Connell, Ian Osband, Ignasi Clavera Gilaberte, Ilge Akkaya, Ilya Kostrikov, Ilya Sutskever, Irina Kofman, Jakub Pachocki, James Lennon, Jason Wei, Jean Harb, Jerry Twore, Jiacheng Feng, Jiahui Yu, Jiayi Weng, Jie Tang, Jieqi Yu, Joaquin Quiñero Candela, Joe Palermo, Joel Parish, Johannes Heidecke, John Hallman, John Rizzo, Jonathan Gordon, Jonathan Uesato, Jonathan Ward, Joost Huizinga, Julie Wang, Kai Chen, Kai Xiao, Karan Singhal, Karina Nguyen, Karl Cobbe, Katy Shi, Kayla Wood, Kendra Rimbach, Keren Gu-Lemberg, Kevin Liu, Kevin Lu, Kevin Stone, Kevin Yu, Lama Ahmad, Lauren Yang, Leo Liu, Leon Maksin, Leyton Ho, Liam Fedus, Lilian Weng, Linden Li, Lindsay McCallum, Lindsey Held, Lorenz Kuhn, Lukas Kondraciuk, Lukasz Kaiser, Luke Metz, Madelaine Boyd, Maja Trebacz, Manas Joglekar, Mark Chen, Marko Tintor, Mason Meyer, Matt Jones, Matt Kaufer, Max Schwarzer, Meghan Shah, Mehmet Yatbaz, Melody Y. Guan, Mengyuan Xu, Mengyuan Yan, Mia Glaese, Mianna Chen, Michael Lampe, Michael Malek, Michele Wang, Michelle Fradin, Mike McClay, Mikhail Pavlov, Miles Chen, Mingxuan Wang, Mira Murati, Mo Bavarian, Mostafa Rohaninejad, Nat McAleese, Neil Chowdhury, Neil Chowdhury, Nick Ryder, Nikolas Tezak, Noam Brown, Ofir Nachum, Oleg Boiko, Oleg Murk, Olivia Watkins, Patrick Chao, Paul Ashbourne, Pavel Izmailov, Peter Zhokhov, Rachel Dias, Rahul Arora, Randall Lin, Rapha Gontijo Lopes, Raz Gaon, Reah Miyara, Reimar Leike, Renny Hwang, Rhythm Garg, Robin Brown, Roshan James, Rui Shu, Ryan Cheu, Ryan Greene, Saachi Jain, Sam Altman, Sam Toizer, Sam Toyer, Samuel Miserendino, Sandhini Agarwal, Santiago Hernandez, Sasha Baker, Scott McKinney, Scottie Yan, Shengjia Zhao, Shengli Hu, Shibani Santurkar, Shraman Ray Chaudhuri, Shuyuan Zhang, Siyuan Fu, Spencer Papay, Steph Lin, Suchir Balaji, Suvansh Sanjeev, Szymon Sidor, Tal Broda, Aidan Clark, Tao Wang, Taylor Gordon, Ted Sanders, Tejal Patwardhan, Thibault Sottiaux, Thomas Degry, Thomas Dimson, Tianhao Zheng, Timur Garipov, Tom Stasi, Trapit Bansal, Trevor Creech, Troy Peterson, Tyna Eloundou, Valerie Qi, Vineet Kosaraju, Vinnie Monaco, Vitchyr Pong, Vlad Fomenko, Weiye Zheng, Wenda Zhou, Wes McCabe, Wojciech Zaremba, Yann Dubois, Yinghai Lu, Yining Chen, Young Cha, Yu Bai, Yuchen He, Yuchen Zhang, Yunyun Wang, Zheng Shao, and Zhuohan Li. Openai o1 system card, 2024. URL <https://arxiv.org/abs/2412.16720>.
- [5] David Rein, Betty Li Hou, Asa Cooper Stickland, Jackson Petty, Richard Yuanzhe Pang, Julien Dirani, Julian Michael, and Samuel R Bowman. Gpqa: A graduate-level google-proof q&a benchmark. In *First Conference on Language Modeling*, 2024.

-
- [6] Kimi Team, Angang Du, Bofei Gao, Bowei Xing, Changjiu Jiang, Cheng Chen, Cheng Li, Chenjun Xiao, Chenzhuang Du, Chonghua Liao, et al. Kimi k1. 5: Scaling reinforcement learning with llms. *arXiv preprint arXiv:2501.12599*, 2025.
- [7] Hugging Face. Open r1: A fully open reproduction of deepseek-r1, January 2025. URL <https://github.com/huggingface/open-r1>.
- [8] OpenThoughts Team. Open Thoughts. <https://open-thoughts.ai>, January 2025.
- [9] Niklas Muennighoff, Zitong Yang, Weijia Shi, Xiang Lisa Li, Li Fei-Fei, Hannaneh Hajishirzi, Luke Zettlemoyer, Percy Liang, Emmanuel Candès, and Tatsunori Hashimoto. s1: Simple test-time scaling. *arXiv preprint arXiv:2501.19393*, 2025.
- [10] Yixin Ye, Zhen Huang, Yang Xiao, Ethan Chern, Shijie Xia, and Pengfei Liu. Limo: Less is more for reasoning. *arXiv preprint arXiv:2502.03387*, 2025.
- [11] Xingyu Chen, Jiahao Xu, Tian Liang, Zhiwei He, Jianhui Pang, Dian Yu, Linfeng Song, Qiuzhi Liu, Mengfei Zhou, Zhuosheng Zhang, et al. Do not think that much for $2+3=?$ on the overthinking of o1-like llms. *arXiv preprint arXiv:2412.21187*, 2024.
- [12] Yue Wang, Qiuzhi Liu, Jiahao Xu, Tian Liang, Xingyu Chen, Zhiwei He, Linfeng Song, Dian Yu, Juntao Li, Zhuosheng Zhang, et al. Thoughts are all over the place: On the underthinking of o1-like llms. *arXiv preprint arXiv:2501.18585*, 2025.
- [13] Hattie Zhou, Azade Nova, Hugo Larochelle, Aaron Courville, Behnam Neyshabur, and Hanie Sedghi. Teaching algorithmic reasoning via in-context learning. *arXiv preprint arXiv:2211.09066*, 2022.
- [14] Kumar Shridhar, Alessandro Stolfo, and Mrinmaya Sachan. Distilling reasoning capabilities into smaller language models. *Findings of the Association for Computational Linguistics: ACL 2023*, pages 7059–7073, 2023.
- [15] Yao Fu, Hao Peng, Litu Ou, Ashish Sabharwal, and Tushar Khot. Specializing smaller language models towards multi-step reasoning. In *International Conference on Machine Learning*, pages 10421–10430. PMLR, 2023.
- [16] GeneralReasoning. Generalthought-195k. <https://huggingface.co/datasets/GeneralReasoning/GeneralThought-195K>, 2024. Accessed: 2025-05-06.
- [17] NovaSky Team. Sky-t1: Train your own o1 preview model within \$450. <https://novasky-ai.github.io/posts/sky-t1>, 2025. Accessed: 2025-01-09.
- [18] Bespoke Labs. Bespoke-stratos: The unreasonable effectiveness of reasoning distillation. www.bespokelabs.ai/blog/bespoke-stratos-the-unreasonable-effectiveness-of-reasoning-distillation, 2025. Accessed: 2025-01-22.
- [19] Appu Shaji Hicham Badri. Re-distilling smaller deepseek r1 models for better performance, January 2025. URL https://mobiusml.github.io/r1_redistill_blogpost/.
- [20] Yuetai Li, Xiang Yue, Zhangchen Xu, Fengqing Jiang, Luyao Niu, Bill Yuchen Lin, Bhaskar Ramasubramanian, and Radha Poovendran. Small models struggle to learn from strong reasoners. *arXiv preprint arXiv:2502.12143*, 2025.
- [21] Haotian Xu, Xing Wu, Weinong Wang, Zhongzhi Li, Da Zheng, Boyuan Chen, Yi Hu, Shijia Kang, Jiaming Ji, Yingying Zhang, et al. Redstar: Does scaling long-cot data unlock better slow-reasoning systems? *arXiv preprint arXiv:2501.11284*, 2025.
- [22] Ke Ji, Jiahao Xu, Tian Liang, Qiuzhi Liu, Zhiwei He, Xingyu Chen, Xiaoyuan Liu, Zhijie Wang, Junying Chen, Benyou Wang, et al. The first few tokens are all you need: An efficient and effective unsupervised prefix fine-tuning method for reasoning models. *arXiv preprint arXiv:2503.02875*, 2025.
- [23] Jason Wei, Xuezhi Wang, Dale Schuurmans, Maarten Bosma, Brian Ichter, Fei Xia, Ed Chi, Quoc Le, and Denny Zhou. Chain-of-thought prompting elicits reasoning in large language models, 2023. URL <https://arxiv.org/abs/2201.11903>.
- [24] Yangzhen Wu, Zhiqing Sun, Shanda Li, Sean Welleck, and Yiming Yang. Inference scaling laws: An empirical analysis of compute-optimal inference for problem-solving with language models, 2024. URL <https://arxiv.org/abs/2408.00724>.
- [25] DeepSeek-AI, Daya Guo, Dejian Yang, Haowei Zhang, Junxiao Song, Ruoyu Zhang, Runxin Xu, Qihao Zhu, Shirong Ma, Peiyi Wang, Xiao Bi, Xiaokang Zhang, Xingkai Yu, Yu Wu, Z. F. Wu, Zhibin Gou, Zhihong Shao, Zhuoshu Li, Ziyi Gao, Aixin Liu, Bing Xue, Bingxuan Wang, Bochao Wu, Bei Feng, Chengda Lu, Chenggang Zhao, Chengqi Deng, Chenyu Zhang, Chong Ruan, Damai Dai, Deli Chen, Dongjie Ji, Erhang Li, Fangyun Lin, Fucong Dai, Fuli Luo, Guangbo Hao, Guanting Chen, Guowei Li, H. Zhang, Han Bao, Hanwei Xu, Haocheng

-
- Wang, Honghui Ding, Huajian Xin, Huazuo Gao, Hui Qu, Hui Li, Jianzhong Guo, Jiashi Li, Jiawei Wang, Jingchang Chen, Jingyang Yuan, Junjie Qiu, Junlong Li, J. L. Cai, Jiaqi Ni, Jian Liang, Jin Chen, Kai Dong, Kai Hu, Kaige Gao, Kang Guan, Kexin Huang, Kuai Yu, Lean Wang, Lecong Zhang, Liang Zhao, Litong Wang, Liyue Zhang, Lei Xu, Leyi Xia, Mingchuan Zhang, Minghua Zhang, Minghui Tang, Meng Li, Miaojun Wang, Mingming Li, Ning Tian, Panpan Huang, Peng Zhang, Qiancheng Wang, Qinyu Chen, Qiushi Du, Ruiqi Ge, Ruisong Zhang, Ruizhe Pan, Runji Wang, R. J. Chen, R. L. Jin, Ruyi Chen, Shanghao Lu, Shangyan Zhou, Shanhuang Chen, Shengfeng Ye, Shiyu Wang, Shuiping Yu, Shunfeng Zhou, Shuting Pan, S. S. Li, Shuang Zhou, Shaoqing Wu, Shengfeng Ye, Tao Yun, Tian Pei, Tianyu Sun, T. Wang, Wangding Zeng, Wanjia Zhao, Wen Liu, Wenfeng Liang, Wenjun Gao, Wenqin Yu, Wentao Zhang, W. L. Xiao, Wei An, Xiaodong Liu, Xiaohan Wang, Xiaokang Chen, Xiaotao Nie, Xin Cheng, Xin Liu, Xin Xie, Xingchao Liu, Xinyu Yang, Xinyuan Li, Xuecheng Su, Xuheng Lin, X. Q. Li, Xiangyue Jin, Xiaojin Shen, Xiaosha Chen, Xiaowen Sun, Xiaoxiang Wang, Xinnan Song, Xinyi Zhou, Xianzu Wang, Xinxia Shan, Y. K. Li, Y. Q. Wang, Y. X. Wei, Yang Zhang, Yanhong Xu, Yao Li, Yao Zhao, Yaofeng Sun, Yaohui Wang, Yi Yu, Yichao Zhang, Yifan Shi, Yiliang Xiong, Ying He, Yishi Piao, Yisong Wang, Yixuan Tan, Yiyang Ma, Yiyuan Liu, Yongqiang Guo, Yuan Ou, Yuduan Wang, Yue Gong, Yuheng Zou, Yujia He, Yunfan Xiong, Yuxiang Luo, Yuxiang You, Yuxuan Liu, Yuyang Zhou, Y. X. Zhu, Yanhong Xu, Yanping Huang, Yaohui Li, Yi Zheng, Yuchen Zhu, Yunxian Ma, Ying Tang, Yukun Zha, Yuting Yan, Z. Z. Ren, Zehui Ren, Zhangli Sha, Zhe Fu, Zhean Xu, Zhenda Xie, Zhengyan Zhang, Zhewen Hao, Zhicheng Ma, Zhigang Yan, Zhiyu Wu, Zihui Gu, Zijia Zhu, Zijun Liu, Zilin Li, Ziwei Xie, Ziyang Song, Zizheng Pan, Zhen Huang, Zhipeng Xu, Zhongyu Zhang, and Zhen Zhang. Deepseek-r1: Incentivizing reasoning capability in llms via reinforcement learning, 2025. URL <https://arxiv.org/abs/2501.12948>.
- [26] Charlie Snell, Jaehoon Lee, Kelvin Xu, and Aviral Kumar. Scaling llm test-time compute optimally can be more effective than scaling model parameters, 2024. URL <https://arxiv.org/abs/2408.03314>.
- [27] Xuezhi Wang, Jason Wei, Dale Schuurmans, Quoc Le, Ed Chi, Sharan Narang, Aakanksha Chowdhery, and Denny Zhou. Self-consistency improves chain of thought reasoning in language models, 2023. URL <https://arxiv.org/abs/2203.11171>.
- [28] Pranjal Aggarwal, Aman Madaan, Yiming Yang, et al. Let’s sample step by step: Adaptive-consistency for efficient reasoning and coding with llms. *arXiv preprint arXiv:2305.11860*, 2023.
- [29] Bradley Brown, Jordan Juravsky, Ryan Ehrlich, Ronald Clark, Quoc V Le, Christopher Ré, and Azalia Mirhoseini. Large language monkeys: Scaling inference compute with repeated sampling. *arXiv preprint arXiv:2407.21787*, 2024.
- [30] Shunyu Yao, Dian Yu, Jeffrey Zhao, Izhak Shafran, Thomas L. Griffiths, Yuan Cao, and Karthik Narasimhan. Tree of thoughts: Deliberate problem solving with large language models, 2023. URL <https://arxiv.org/abs/2305.10601>.
- [31] Huajian Xin, Z. Z. Ren, Junxiao Song, Zhihong Shao, Wanjia Zhao, Haocheng Wang, Bo Liu, Liyue Zhang, Xuan Lu, Qiushi Du, Wenjun Gao, Qihao Zhu, Dejian Yang, Zhibin Gou, Z. F. Wu, Fuli Luo, and Chong Ruan. Deepseek-prover-v1.5: Harnessing proof assistant feedback for reinforcement learning and monte-carlo tree search, 2024. URL <https://arxiv.org/abs/2408.08152>.
- [32] Sean Welleck, Ximing Lu, Peter West, Faeze Brahman, Tianxiao Shen, Daniel Khashabi, and Yejin Choi. Generating sequences by learning to self-correct. In *The Eleventh International Conference on Learning Representations*, 2023. URL <https://openreview.net/forum?id=hH36JeQZDa0>.
- [33] Aman Madaan, Niket Tandon, Prakhar Gupta, Skyler Hallinan, Luyu Gao, Sarah Wiegrefe, Uri Alon, Nouha Dziri, Shrimai Prabhumoye, Yiming Yang, Shashank Gupta, Bodhisattwa Prasad Majumder, Katherine Hermann, Sean Welleck, Amir Yazdanbakhsh, and Peter Clark. Self-refine: Iterative refinement with self-feedback, 2023. URL <https://arxiv.org/abs/2303.17651>.
- [34] Sean Welleck, Amanda Bertsch, Matthew Finlayson, Hailey Schoelkopf, Alex Xie, Graham Neubig, Ilia Kulikov, and Zaid Harchaoui. From decoding to meta-generation: Inference-time algorithms for large language models, 2024. URL <https://arxiv.org/abs/2406.16838>.
- [35] Runze Liu, Junqi Gao, Jian Zhao, Kaiyan Zhang, Xiu Li, Biqing Qi, Wanli Ouyang, and Bowen Zhou. Can 1b llm surpass 405b llm? rethinking compute-optimal test-time scaling. *arXiv preprint arXiv:2502.06703*, 2025.
- [36] Pranjal Aggarwal and Sean Welleck. L1: Controlling how long a reasoning model thinks with reinforcement learning. *arXiv preprint arXiv:2503.04697*, 2025.
- [37] Haotian Luo, Li Shen, Haiying He, Yibo Wang, Shiwei Liu, Wei Li, Naiqiang Tan, Xiaochun Cao, and Dacheng Tao. O1-pruner: Length-harmonizing fine-tuning for o1-like reasoning pruning. *arXiv preprint arXiv:2501.12570*, 2025.

-
- [38] Heming Xia, Yongqi Li, Chak Tou Leong, Wenjie Wang, and Wenjie Li. Tokenskip: Controllable chain-of-thought compression in llms. *arXiv preprint arXiv:2502.12067*, 2025.
- [39] Jintian Zhang, Yuqi Zhu, Mengshu Sun, Yujie Luo, Shuofei Qiao, Lun Du, Da Zheng, Huajun Chen, and Ningyu Zhang. Lightthinker: Thinking step-by-step compression. *arXiv preprint arXiv:2502.15589*, 2025.
- [40] Suraj Kothawade, Nathan Beck, Krishnateja Killamsetty, and Rishabh Iyer. Similar: Submodular information measures based active learning in realistic scenarios. *Advances in Neural Information Processing Systems*, 34, 2021.
- [41] Krishnateja Killamsetty, Durga Sivasubramanian, Baharan Mirzasoleiman, Ganesh Ramakrishnan, Abir De, and Rishabh Iyer. Grad-match: A gradient matching based data subset selection for efficient learning. *arXiv preprint arXiv:2103.00123*, 2021.
- [42] Katherine Lee, Daphne Ippolito, Andrew Nystrom, Chiyuan Zhang, Douglas Eck, Chris Callison-Burch, and Nicholas Carlini. Deduplicating training data makes language models better. *arXiv preprint arXiv:2107.06499*, 2021.
- [43] Abdul Hameed Azeemi, Ihsan Ayyub Qazi, and Agha Ali Raza. Dataset pruning for resource-constrained spoofed audio detection. *Proc. Interspeech 2022*, pages 416–420, 2022.
- [44] Sharat Agarwal, Himanshu Arora, Saket Anand, and Chetan Arora. Contextual diversity for active learning. In *ECCV*, pages 137–153. Springer, 2020.
- [45] Cody Coleman, Christopher Yeh, Stephen Mussmann, Baharan Mirzasoleiman, Peter Bailis, Percy Liang, Jure Leskovec, and Matei Zaharia. Selection via proxy: Efficient data selection for deep learning. *arXiv preprint arXiv:1906.11829*, 2019.
- [46] Dongmin Park, Dimitris Papailiopoulos, and Kangwook Lee. Active learning is a strong baseline for data subset selection. In *Has it Trained Yet? NeurIPS 2022 Workshop*, 2022.
- [47] Baharan Mirzasoleiman, Jeff Bilmes, and Jure Leskovec. Coresets for data-efficient training of machine learning models. In *ICML*. PMLR, 2020.
- [48] Mariya Toneva, Alessandro Sordoni, Remi Tachet des Combes, Adam Trischler, Yoshua Bengio, and Geoffrey J Gordon. An empirical study of example forgetting during deep neural network learning. *arXiv preprint arXiv:1812.05159*, 2018.
- [49] Mansheej Paul, Surya Ganguli, and Gintare Karolina Dziugaite. Deep learning on a data diet: Finding important examples early in training. *Advances in Neural Information Processing Systems*, 34:20596–20607, 2021.
- [50] Xijie Huang, Li Lyna Zhang, Kwang-Ting Cheng, Fan Yang, and Mao Yang. Fewer is more: Boosting llm reasoning with reinforced context pruning. *arXiv preprint arXiv:2312.08901*, 2023.
- [51] Xiaoyu Zhang, Juan Zhai, Shiqing Ma, Chao Shen, Tianlin Li, Weipeng Jiang, and Yang Liu. Staff: Speculative coreset selection for task-specific fine-tuning. In *The Thirteenth International Conference on Learning Representations*.
- [52] Mengzhou Xia, Sadhika Malladi, Suchin Gururangan, Sanjeev Arora, and Danqi Chen. Less: Selecting influential data for targeted instruction tuning. *arXiv preprint arXiv:2402.04333*, 2024.
- [53] Chunting Zhou, Pengfei Liu, Puxin Xu, Srinivasan Iyer, Jiao Sun, Yuning Mao, Xuezhe Ma, Avia Efrat, Ping Yu, Lili Yu, et al. Lima: Less is more for alignment. *Advances in Neural Information Processing Systems*, 36: 55006–55021, 2023.
- [54] Aaron Jaech, Adam Kalai, Adam Lerer, Adam Richardson, Ahmed El-Kishky, Aiden Low, Alec Helyar, Aleksander Madry, Alex Beutel, Alex Carney, et al. Openai o1 system card. *arXiv preprint arXiv:2412.16720*, 2024.
- [55] Yingqian Min, Zhipeng Chen, Jinhao Jiang, Jie Chen, Jia Deng, Yiwen Hu, Yiru Tang, Jiapeng Wang, Xiaoxue Cheng, Huatong Song, et al. Imitate, explore, and self-improve: A reproduction report on slow-thinking reasoning systems. *arXiv preprint arXiv:2412.09413*, 2024.
- [56] Zhuoshi Pan, Qianhui Wu, Huiqiang Jiang, Menglin Xia, Xufang Luo, Jue Zhang, Qingwei Lin, Victor Rühle, Yuqing Yang, Chin-Yew Lin, et al. Llm1ingua-2: Data distillation for efficient and faithful task-agnostic prompt compression. *arXiv preprint arXiv:2403.12968*, 2024.
- [57] Wang Ling, Dani Yogatama, Chris Dyer, and Phil Blunsom. Program induction by rationale generation: Learning to solve and explain algebraic word problems. *arXiv preprint arXiv:1705.04146*, 2017.
- [58] Zhanke Zhou, Zhaocheng Zhu, Xuan Li, Mikhail Galkin, Xiao Feng, Sanmi Koyejo, Jian Tang, and Bo Han. Landscape of thoughts: Visualizing the reasoning process of large language models. *arXiv preprint arXiv:2503.22165*, 2025.

-
- [59] Alexander Kraskov, Harald Stögbauer, and Peter Grassberger. Estimating mutual information. *Physical Review E—Statistical, Nonlinear, and Soft Matter Physics*, 69(6):066138, 2004.
 - [60] Stephen Merity, Caiming Xiong, James Bradbury, and Richard Socher. Pointer sentinel mixture models, 2016.
 - [61] Hynek Kydlíček. Math-verify: Math verification library, 2024. URL <https://github.com/huggingface/math-verify>. Apache-2.0 License.
 - [62] An Yang, Beichen Zhang, Binyuan Hui, Bofei Gao, Bowen Yu, Chengpeng Li, Dayiheng Liu, Jianhong Tu, Jingren Zhou, Junyang Lin, et al. Qwen2. 5-math technical report: Toward mathematical expert model via self-improvement. *arXiv preprint arXiv:2409.12122*, 2024.
 - [63] An Yang, Baosong Yang, Beichen Zhang, Binyuan Hui, Bo Zheng, Bowen Yu, Chengyuan Li, Dayiheng Liu, Fei Huang, Haoran Wei, et al. Qwen2. 5 technical report. *arXiv preprint arXiv:2412.15115*, 2024.
 - [64] Aaron Grattafiori, Abhimanyu Dubey, Abhinav Jauhri, Abhinav Pandey, Abhishek Kadian, Ahmad Al-Dahle, Aiesha Letman, Akhil Mathur, Alan Schelten, Alex Vaughan, et al. The llama 3 herd of models. *arXiv preprint arXiv:2407.21783*, 2024.
 - [65] MAA Committees. Aime problems and solutions. https://artofproblemsolving.com/wiki/index.php/AIME_Problems_and_Solutions.

Appendix

A Visualization of Condensed Reasoning Examples

To provide qualitative insight into how EPiC condense long reasoning traces, Table A1 presents an example from the condensed training dataset based on OPENR1MATH. This example highlights the head and tail portions retained by EPiC, with the pruned middle segment shown in red.

Table A1: Visualization of a training example with EPiC. x is the input question, r is the full CoT reasoning trace, and y is the final answer. The red-highlighted reasoning steps in r correspond to the middle portion that is pruned, while the head and tail segments are retained for training.

x	A ship traveling along a river has covered \$24 km\$ upstream and \$28 km\$ downstream, ... Determine the speed of the ship in still water and the speed of the river.
r	<p><think>\nOkay, so I need to find the speed of the ship in still water and the speed of the river. Let me start by recalling that when a ship is moving upstream, its effective speed is the speed of the ship minus the speed of the river. Conversely, when moving downstream, its effective speed is the ship's speed plus the river's speed. \n\nLet me denote the speed of the ship in still water as (v) (in km/h) and the speed of the river as (r) (also in km/h). Then, the upstream speed would be $(v - r)$, and the downstream speed would be $(v + r)$. \n\nThe problem mentions three different journeys:\n1. 24 km upstream and 28 km downstream, taking half an hour less than the second journey.\n2. ... Let me first work on the first equation:\n\n$\frac{24}{v - r} + \frac{28}{v + r} = \frac{30}{v - r} + \frac{21}{v + r} - 0.5$\n\nLet me subtract $(\frac{24}{v - r} + \frac{28}{v + r})$ from both sides, but maybe it's better to bring all terms to the left side:\n\n$\frac{24}{v - r} + \frac{28}{v + r} - \frac{30}{v - r} - \frac{21}{v + r} + 0.5 = 0$\n\nSimplify the terms:\nFor the upstream terms: $(24 - 30 = -6)$, so $(\frac{-6}{v - r})$\nFor the downstream terms: $(28 - 21 = 7)$, so $(\frac{7}{v + r})$\n\nSo, the equation becomes:\n\n$\frac{-6}{v - r} + \frac{7}{v + r} + 0.5 = 0$\n\nSimilarly, for the second equation:\n\n$\frac{24}{v - r} + \frac{28}{v + r} - \frac{15}{v - r} - \frac{42}{v + r} - 0.5 = 0$\n\nSimplify:\nUpstream terms: $(24 - 15 = 9)$, so $(\frac{9}{v - r})$\nDownstream terms: $(28 - 42 = -14)$, so $(\frac{-14}{v + r})$\n\nThus:\n\n$\frac{9}{v - r} - \frac{14}{v + r} - 0.5 = 0$\n\nNow, we have two equations:\n1. $(-\frac{6}{v - r} + \frac{7}{v + r} + 0.5 = 0)$\n2. $(\frac{9}{v - r} - \frac{14}{v + r} - 0.5 = 0)$... \n\n$(2v = 20)$ \n2d2 $(v = 10)$\n\nSubstituting back into $(v + r = 14)$: \n\n$(10 + r = 14)$ \n2d2 $(r = 4)$\n\nSo, the speed of the ship in still water is 10 km/h, and the speed of the river is 4 km/h. \n\nLet me verify these results by plugging them back into the original time equations. \n\nFirst journey: $24/(10-4) + 28/(10+4) = 24/6 + 28/14 = 4 + 2 = 6$ hours. \n\nSecond journey: $30/(10-4) + 21/(10+4) = 30/6 + 21/14 = 5 + 1.5 = 6.5$ hours. So, $6.5 - 0.5 = 6$ hours, which matches the first journey. \n\nGood. \n\nThird journey: $15/(10-4) + 42/(10+4) = 15/6 + 42/14 = 2.5 + 3 = 5.5$ hours. Then, $5.5 + 0.5 = 6$ hours, which also matches the first journey. Perfect. \n\nTherefore, the solution is correct. \n\n***Final Answer***\n\nThe speed of the ship in still water is $\boxed{10}$ km/h and the speed of the river is $\boxed{4}$ km/h. \n </think></p>
y	<p>***Fianl Answer***, ..., The speed of the ship in still water is $(\boxed{10})$ km/h and the speed of the river is $(\boxed{4})$ km/h.</p>

B Implementation Details of Mutual Information and Extended Analysis

Implementation details of mutual information. To identify which parts of the reasoning trajectory contribute most to model learning, we analyze the mutual information (MI) between different portions of the trace and the full CoT trajectory. For a condensed trace $\mathbf{r}_{\text{cond}} = [r_i]_{i \in \Omega}$, we encode it using a pretrained LLM and apply mean pooling over the token dimension to obtain a representation matrix $\mathbf{E}_{\Omega} \in \mathbb{R}^{m \times d}$, where m is the number of samples and d is the hidden dimension. We then compute MI between \mathbf{E}_{Ω} and the full trace embedding \mathbf{E}_{Full} as $\mathcal{I}(\mathbf{E}_{\Omega}; \mathbf{E}_{\text{Full}})$ using the Kraskov k -nearest neighbor estimator [59], which approximates MI based on distances between nearest neighbors in the sample space. This non-parametric method is well-suited for high-dimensional representations and provides a robust estimate of MI without requiring density assumptions. We use $k = 5$ in all experiments. For each $i \in \{1, \dots, m\}$, we compute the radius ρ_i using the ℓ_{∞} norm as

$$\rho_i = \min_{j \in \mathcal{E}_{i,k}} \max \left\{ \|\mathbf{e}_i^{\Omega} - \mathbf{e}_j^{\Omega}\|_{\infty}, \|\mathbf{e}_i^{\text{Full}} - \mathbf{e}_j^{\text{Full}}\|_{\infty} \right\},$$

where \mathbf{e}_i^{Ω} and $\mathbf{e}_i^{\text{Full}}$ are the i th rows of \mathbf{E}_{Ω} and \mathbf{E}_{Full} , respectively. $\mathcal{E}_{i,k} \subseteq \{1, \dots, m\} \setminus \{i\}$ denotes the indices of the k -nearest neighbors of the joint embedding $(\mathbf{e}_i^{\text{Full}}, \mathbf{e}_i^{\Omega})$ in the joint space \mathbb{R}^{2d} . Using this radius ρ_i , we then count the number of neighbors of \mathbf{e}_i^{Ω} and $\mathbf{e}_i^{\text{Full}}$ that lie within ρ_i in their respective marginal spaces

$$n_i^{\Omega} = \left| \left\{ j \neq i; \|\mathbf{e}_i^{\Omega} - \mathbf{e}_j^{\Omega}\|_{\infty} < \rho_i \right\} \right|, \quad n_i^{\text{Full}} = \left| \left\{ j \neq i; \|\mathbf{e}_i^{\text{Full}} - \mathbf{e}_j^{\text{Full}}\|_{\infty} < \rho_i \right\} \right|.$$

Finally, we estimate the mutual information as

$$\mathcal{I}(\mathbf{E}_{\Omega}; \mathbf{E}_{\text{Full}}) = \psi(k) + \psi(m) - \frac{1}{m} \sum_{i=1}^m \left[\psi(n_i^{\Omega} + 1) + \psi(n_i^{\text{Full}} + 1) \right], \quad (\text{A1})$$

where $\psi(\cdot)$ is the digamma function. The MI score (A1) serves as a proxy for how informative the selected reasoning steps are compared with the full reasoning trace.

Additional results for mutual information. To further validate the robustness of our mutual information analysis, we perform an additional evaluation using the model, QWEN2.5-7B-INSTRUCT, to compute the latent representations \mathbf{E}_{Ω} . As shown in Table A2, EPiC consistently achieves the highest MI across all tested condensation ratios $\tau \in \{0.01, 0.05, 0.1, 0.5\}$, outperforming all other condensation baselines. Remarkably, at $\tau = 0.5$, EPiC attains an MI of 8.67, which is almost indistinguishable from the MI of the full reasoning trace (8.79). These findings are consistent with the results reported in Table 1, and further corroborate that EPiC preserves the majority of semantic content in the reasoning trace while using only 50% of the tokens. This highlights the effectiveness of our method in maintaining reasoning fidelity under significant token budget constraints.

Table A2: Comparison of MI, computed using (A1), between the full reasoning trajectory and selected portions of the reasoning trajectory under various condensation methods and condensation ratios (τ). The evaluation is performed on 2500 examples sampled from the OpenR1Math dataset using the QWEN2.5-7B-INSTRUCT model.

Method	$\tau = 0.01$	$\tau = 0.05$	$\tau = 0.1$	$\tau = 0.5$
Full ($\tau = 1$)	8.79			
Random	0.41	1.79	2.48	4.27
HoC	1.03	1.97	2.39	4.90
MoC	0.41	1.25	1.71	3.65
ToC	0.46	1.19	1.50	3.07
EPiC	3.11	3.58	4.07	8.67

C Additional Experimental Details

C.1 Training setup

Supervised fine-tuning setup. We adopt a unified training configuration across all base models and data condensation strategies to ensure fair comparison. All models are fine-tuned for 3 epochs using the AdamW optimizer with a learning rate of 5×10^{-5} , weight decay of 0.0001, and a linear learning rate scheduler with 10% warmup. Training is performed on 8 NVIDIA A6000 GPUs with a global batch size of 16, achieved via a per-device batch size of 1 and gradient accumulation over 2 steps. We use bfloat16 precision and enable gradient checkpointing for memory efficiency. To improve throughput, long sequences are packed into fixed-length inputs with a maximum context length of 32,768 tokens.

C.2 Inference setup

For evaluation, we set a maximum generation length of 9000 tokens for both MATH500 and AIME24, and 4000 tokens for GPQA-DIAMOND. Decoding is performed using nucleus sampling with a temperature of 0.6 and top- p of 0.95, following [3]. For AIME24, we sample 32 responses per query and report *pass@1*. For all other benchmarks, we report accuracy from a single sampled response.

D Visualizations of Model Responses after Training with EPiC

To qualitatively evaluate the effectiveness of EPiC, we present representative examples of model-generated responses from the AIME24 benchmark in Table A3. The example is generated by a model fine-tuned using the condensed dataset produced by EPiC. In the visualization, the input question (**x**), the reasoning trace (**r**), and the final answer (**y**) are shown. We highlight reflection cues and structural tokens (e.g., Wait, Therefore, <think>, </think>) in **red** to indicate the model’s internal reasoning structure. The correct final answer is marked in **green**. The visualization demonstrates that despite being trained on pruned traces that remove the middle portion of reasoning steps, the model retains coherent reasoning abilities and produces accurate answers, without hurting its capacity for reflection or disrupting its thinking structure. This supports that EPiC enables reasoning enhancement without compromising the model’s reflective capacity or overall reasoning ability.

Table A3: Visualization of a model-generated response from the AIME24 benchmark, produced by a model fine-tuned using EPiC. **x** denotes the input question, **r** the generated reasoning trace, and **y** the final answer. **Red** highlights reflection cues (e.g., Wait, Therefore) and structural tokens (<think>, </think>) marking the reasoning span. The correct final answer is shown in **green**.

x	Let A, B, C , and D be point on the hyperbola $\frac{x^2}{20} - \frac{y^2}{24} = 1$ such that $ABCD$ is a rhombus whose diagonals intersect at the origin. Find the greatest real number that is less than BD^2 for all such rhombi.
r	<think> Okay, so I have this problem about a rhombus ABCD on the hyperbola $x^2/20 - y^2/24 = 1$. The diagonals intersect at the origin, and I need to find the greatest real number less than BD^2 for all such rhombi. Hmm, let me start by recalling some properties of hyperbolas and rhombuses.\n\n First, ... But wait , the problem says the diagonals intersect at the origin. Since the diagonals of a rhombus bisect each other, that means the origin is the midpoint of both diagonals. ... Wait , BD is from B to D. Coordinates of B: ... Therefore , the greatest real number less than BD^2 for all such rhombi is 480. So, the final answer is $\boxed{480}$.\n\n**Final Answer**\n\n $\boxed{480}$ </think>
y	..., Thus, the greatest real number less than $\backslash(BD^2\backslash)$ for all such rhombi is $\backslash(\backslash\boxed{480}\backslash\backslash)$

E Limitations

While EPiC presents a practical approach to reducing training costs through thought-level condensation, several limitations remain. First, it relies on a heuristics-based segmentation of CoT traces into head, middle, and tail, which may not align with the true semantic structure of reasoning. Second, the condensation ratio is globally defined and does not adapt to the difficulty of individual examples, more challenging problems may benefit from retaining additional reasoning steps. Third, EPiC is implemented via supervised fine-tuning and does not explore reinforcement learning (RL)-based training, which could enable more dynamic, reward-driven condensation. Finally, our evaluation is limited to structured mathematical reasoning; extending EPiC to domains such as open-ended QA or legal reasoning requires further validation.

F Broader Impact

This work aims to improve the efficiency of reasoning supervision in large language models by condensing CoT-type reasoning traces. By reducing the length of *training* trajectories, our approach can lower computational costs and carbon footprint, making reasoning-enhanced model training more accessible to researchers and practitioners with limited resources. However, efficiency gains through condensation may come at the expense of preserving subtle but important reasoning patterns, potentially affecting model robustness, interpretability, or fairness. These potential trade-offs highlight the need for further investigation into how condensation impacts downstream performance across diverse tasks, domains, and user groups. We encourage future work to assess these dimensions and to develop techniques that balance efficiency with reliability and inclusivity.