

Scaling Physical Reasoning with the PHYSICS Dataset

Shenghe Zheng^{1,2†}, Qianjia Cheng^{1,5†}, Junchi Yao^{1,6†}, Mengsong Wu^{1,7}, Haonan He^{1,8},
Ning Ding^{1,3}, Yu Cheng^{1,4}, Shuyue Hu¹, Lei Bai¹, Dongzhan Zhou¹, Ganqu Cui^{1*}, Peng Ye^{1,4*}

¹ Shanghai AI Laboratory ² Harbin Institute of Technology ³ Tsinghua University

⁴ The Chinese University of Hong Kong ⁵ Beijing University of Aeronautics and Astronautics

⁶ University of Electronic Science and Technology of China ⁷ Soochow University

⁸ University of Science and Technology of China

shenghez.zheng@gmail.com

Abstract

Large Language Models (LLMs) have achieved remarkable progress on advanced reasoning tasks such as mathematics and coding competitions. Meanwhile, *physics*, despite being both reasoning-intensive and essential to real-world understanding, received limited academic and industrial attention. This paper introduces PHYSICS, a dataset containing 16,568 high-quality physics problems spanning subjects and difficulty levels, to facilitate this issue. Specifically, PHYSICS is curated with exercises from over 100 textbooks through a carefully designed pipeline for quality control. It covers five major physics domains: Mechanics, Electromagnetism, Thermodynamics, Optics, and Modern Physics. It also spans a wide range of difficulty levels, from high school to graduate-level physics courses. To utilize the data for improving and evaluating the model’s physical reasoning capabilities, we split the dataset into training and test sets, and provide reasoning paths generated by powerful reasoning models for the training data to facilitate model training. In addition, for the evaluation part, we find that existing evaluation frameworks exhibit biases in aspects such as units, simplification, and precision in physics domain. To balance efficiency and accuracy, we introduce a Rule+Model evaluation framework tailored to physics problems. Our evaluations on current state-of-the-art open-source and proprietary models highlight the limitations of current models in handling physics-related tasks. We hope that our dataset and evaluation methodology will jointly advance the development of LLMs in the field of physics.

1 Introduction

The rapid expansion of reasoning capabilities and world knowledge in large language models (LLMs) has led to a sharp increase in their intelligence [9, 59, 50]. In fields such as mathematics and coding, LLMs can now handle problems at the Olympiad level, reaching or even surpassing human expert performance in some cases [15, 51, 19]. However, physics, despite being the foundation of all the natural sciences [18, 40], has not received comparable attention in the development of language models. As a result, the understanding of physics in current models remains significantly limited [5]. Given the physical nature of the real world, the ability to understand and apply physics is critical for AI to accurately model and interact with reality [10, 54]. The physical reasoning capability of LLMs ultimately determines their effectiveness in assisting humans in real-world scenarios [49, 23].

Due to limited attention from both academia and industry, large language models currently face significant challenges in developing physical reasoning capabilities, particularly in terms of **data** and **evaluation** frameworks. Regarding data [57, 41], there are two main issues: (a). **Lack of**

*Corresponding Author [†]Equal Contribution.

Table 1: Comparison of physics datasets. *Level* indicates question difficulty: 1: High school and below; 2: High School Olympiad; 3: Undergraduate (Non-Physics Major); 4: Undergraduate/Postgraduate(Physics Major). *Scale* refers to dataset size. *Dataset Split* indicates whether the dataset is divided into training and test sets. *Subjects* indicates the range of disciplines covered in the dataset. For *Language*, EN stands for English, and ZH stands for Chinese. In *Eval*, Spec. indicates the use of a physics-specific evaluation method. *Leak. Det.* represents information leakage detection.

	Level	Scale	Training/Test	Subjects	Language	Eval	Leak. Det
MMLU [21]	1,3	548	✗	3	EN	Rule	✗
AGIEval [61]	2	200	✗	-	ZH	Rule	✗
C-Eval [24]	1,3	601	✗	-	ZH	Rule	✗
GAOKAO [60]	1	111	✗	-	ZH	Rule+Model	✗
JEEBench [3]	1	123	✗	-	EN	Rule	✗
CMMLU [30]	1,3	423	✗	3	ZH	Rule	✗
SciEval [45]	-	1657	✗	3	EN	Rule	✗
PhysQA [14]	1	1770	✗	3	ZH	Rule	✗
GPQA [44]	3,4	227	✗	5	EN	Rule	✗
OlympiadBench [19]	2	376	✗	5	EN&ZH	Rule	✓
OlympicArena [25]	2	796	✗	5	EN&ZH	Rule+Model	✓
PhysicsQA [27]	1	370	✗	5	-	Rule	✗
UGPhysics [57]	3,4	11040	✗	3	EN&ZH	Rule+Model	✓
PHYBench [41]	1,2,3	500	✗	5	EN	Spec Rule	✓
PHYSICS (ours)	1,2,3,4	16568	✓	5	EN&ZH	Spec. Rule+ Spec. Model	✓

high-quality training data. This makes it difficult to effectively enhance models’ abilities in the physics vertical and limits the development of their physics understanding and reasoning skills. (b). **Imbalanced test data distribution.** Existing physics test sets often cover only a narrow range of difficulty levels and subject areas, resulting in low discriminability and limited diversity in evaluation. For evaluation, there is a **lack of dedicated evaluation frameworks**. Most current frameworks borrow metrics from mathematics [57, 41]. However, physics introduces unique evaluation challenges such as unit conversion and numerical simplification, which existing frameworks struggle to handle. We further construct a test set to quantify the evaluation errors that arise from the current framework. These limitations not only hinder a precise assessment of model performance but also limit our ability to provide accurate guidance for improving models’ physical reasoning capabilities.

To address the data challenge, we introduce PHYSICS, a large-scale physics dataset with the broadest difficulty coverage to date, including both training and test splits. We curated 8,284 high-quality physics problems and solutions from over 100 carefully selected textbooks using a rigorous extraction and cleaning framework. The dataset spans five major physics domains: Mechanics, Electromagnetism, Thermodynamics, Optics, and Modern Physics, and covers difficulty levels ranging from high school to graduate-level physics. To enable bilingual evaluation, we further translate all problems between English and Chinese, leading to a total of 16,568 questions. For the test set, we carefully balance both difficulty and subject distributions, allowing for a comprehensive evaluation of physics capabilities across a wide range of topics and skill requirements. For training purposes, we set aside 14,568 samples as the training set and provide reasoning paths from powerful reasoning models on the training set to facilitate models’ physics capability.

Regarding the evaluation framework optimization, to balance accuracy and efficiency, we adopt a hybrid approach that combines rule-based and model-based methods. We are the first to design a dedicated hybrid evaluation framework specifically for physics-related tasks. For issues such as unit conversion and numerical simplification mentioned above, we use predefined rules to specify transformation relationships, and fine-tune existing judge models on the training set with manual annotation. This dual improvement in rules and models enhances the evaluation framework’s effectiveness. At the same time, we construct an artificially annotated test set to validate the effectiveness of this improvement. The improved framework ensures accurate and robust assessment of models’ physical reasoning capabilities, which helps guide their further development.

In addition, we conduct extensive experiments on both open-source and closed-source models. We find that, in general, current open-source models still lag behind closed-source models, and reasoning models outperform non-reasoning models. While LLMs show strong mathematical reasoning abilities, even the strongest models, such as OpenAI-o3 [38] and Gemini-2.5-pro [16], perform poorly on

physics problems. These results highlight the limitations of current models in physics reasoning, pose challenges for further development, and suggest that improving physics capabilities is an important future direction for LLM advancement. In summary, our contributions are as follows:

- We construct PHYSICS, a high-quality physics dataset with the largest scale and broadest difficulty coverage to date, featuring separate training and test splits. It supports both effective training for physics capability improvement and targeted evaluation of models’ physics performance.
- For evaluation, we introduce a Rule+Model framework and present the first work that designs rules and models specifically tailored to the characteristics of physics problems, enabling more accurate assessment of physics reasoning abilities.
- We conduct extensive physics capability evaluations across various LLMs. Our results reveal significant limitations in current models’ physics performance. We provide in-depth analysis highlighting the challenges that need to be addressed for improving LLMs’ physics capabilities.

2 Related Work

Physics Datasets. Efforts have been made to enhance and evaluate the intelligence of large language models by developing diverse datasets across multiple domains. Mathematics [22, 11, 15, 31, 46, 58] and coding [33, 8, 4, 26, 1] have become key domains for evaluating model performance. However, despite the importance of physics for the real world, high-quality physics datasets for training and evaluation remain limited. Existing physics data sources mainly come from two types: multi-discipline datasets [25, 24, 29, 32, 44, 53, 45] and physics-specific datasets [57, 41]. Multi-discipline datasets often contain only a small amount of physics-related content, making it difficult to fully train or evaluate models’ physics capabilities. Physics-specific datasets, on the other hand, often suffer from poor quality control, limited quantity, narrow difficulty ranges, and lack of clear training-test splits. To advance the physics reasoning capabilities of LLMs, we introduce a comprehensive, text-based physics dataset designed to serve as a robust dataset for both training and evaluation.

Evaluation Method. Reasoning-intensive tasks [41, 19] highlight the need for advanced evaluation methods for LLMs. Rule-based approaches [20, 52, 28] ensure accuracy via domain rules but may fail in handling long reasoning contexts. Model-based evaluators [7, 62, 6] offer an alternative, but most are often designed for mathematical problems and face challenges such as **Numerical Simplification** and **Unit Conversion** when applied to physics, leading to biased results. To address these issues, we propose a Rule+Model framework tailored specifically for physics problems.

3 The PHYSICS Dataset

3.1 Overview

Our work consists of two main components: the dataset and the evaluation framework. For the dataset, we introduce PHYSICS, a large-scale, high-quality physics dataset with comprehensive difficulty coverage. To enhance models’ physics reasoning abilities, PHYSICS spans five major domains, including Mechanics, Electromagnetism, Thermodynamics, Optics, and Modern Physics, and covers difficulty levels from high school to graduate-level physics. The dataset is constructed from carefully selected physics textbooks, using a rigorous filtering and quality control process. And we also conduct leakage detection. We provide detailed reasoning paths for the training set from powerful reasoning models and ensure balanced difficulty and subject distributions in the test set. More details can be found in Sec. 3.2, Fig. 1, and Appendix B.

Table 2: Dataset Statistic.

Statistic	Number
Total Problems	8284
+ Translation	16568
Total Subjects	5
Total Answer Types	7
Total Difficulty Level	4
Language (EN : ZH)	1:1
Data Split (Train : Test)	7:1
Average Problem Tokens	122.29
Average Solution Tokens	385.16

As for the evaluation part, we design a specialized framework tailored to physics tasks. To balance efficiency and accuracy, we adopt a Rule+Model based evaluation approach, specifically addressing common evaluation challenges in physics answers such as unit conversion and numerical simplification. Further details are provided in Sec. 3.3 and Appendix D.

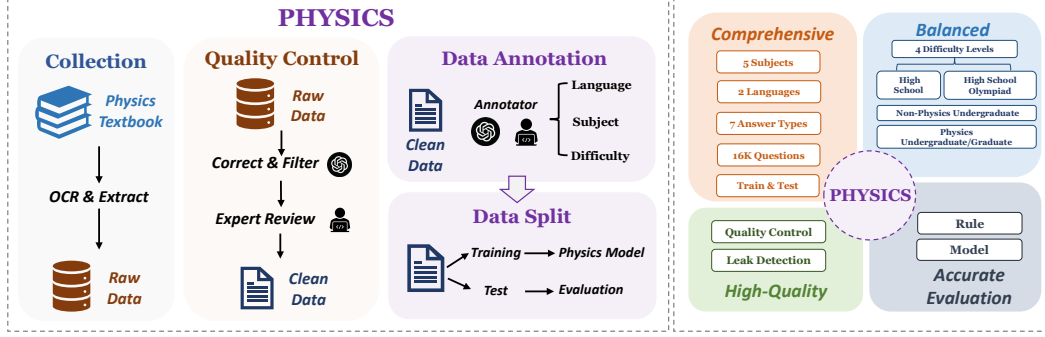


Figure 1: Pipeline of PHYSICS construction process (left) and characteristics of PHYSICS (right).

3.2 Dataset Construction

3.2.1 Data Collection

Due to the limited availability of existing physics-related datasets, we construct a comprehensive, domain-specialized, and high-quality physics dataset by extracting problems from physics textbooks and exercise books. The construction process consists of three main steps: **PDF to Markdown**. Original textbooks in PDF format are parsed into Markdown (MD) files using Optical Character Recognition (OCR) tools, enabling efficient text-based processing. **Question Extraction**. Since questions and answers are often placed in close proximity within most books, we apply a sliding window approach to traverse the Markdown documents. GPT-4o is employed to extract questions, answers, and question-answer pairs. To reduce hallucination and ensure alignment with the source material, we cross-reference each extracted pair with its original position in the document. **Matching Questions and Answers**. For materials where questions and answers are presented separately, we utilize metadata such as chapter numbers, problem indices, and formatting patterns to accurately match questions with their corresponding answers. Details can be found in Appendix B.

3.2.2 Quality Control

To enhance the overall quality and reliability of the extracted data, we conduct multiple cleaning procedures focused on the following aspects: **OCR Error Correction**: OCR outputs occasionally contain recognition errors due to low scan quality or ambiguous formatting, such as misidentifying the digit 3 as 5 or misinterpreting mathematical expressions. We leverage GPT-4o with contextual understanding to detect and correct such errors. **Data Filtering**: We remove multi-modal data that required visual information (e.g., images or diagrams), questions that relied heavily on external or surrounding text context, and question-answer pairs that could not be accurately matched. **Expert Review**: The previous two steps rely primarily on LLMs, which may introduce some errors. Therefore, in this step, human experts are introduced to further review and refine the results, removing data with issues such as incorrect question-answer extraction, mismatched pairs, or wrong answers, thereby ensuring high data quality. After data post-processing, we ultimately obtain 8,284 complete high-quality physics questions and answers. We perform Chinese-English translation on the existing data, effectively doubling the amount of data obtained. The statistics of PHYSICS can be found in Tab. 2.

3.2.3 Data Annotation

To enable more effective use of the data, we classify the data along multiple dimensions. The main classification criteria fall into three categories: **Language**: The collected data includes both Chinese and English texts, categorized based on their source. **Difficulty Level**: We categorize questions into four difficulty levels: High School, High School Olympiad, Undergraduate (Non-Physics Major), and Undergraduate/Postgraduate (Physics Major). The statistics can be found in Fig. 2. This classification is primarily based on data sources, with some input from expert reviewers for certain items. **Subject Classification**: Each question is labeled with one of five physics subfields that include Modern Physics, Mechanics, Electromagnetism, Thermodynamics, and Optics. The statistics can be found in Fig. 3. This labeling is mainly based on the source information. For cases where subject information is unclear, we use a combination of LLM assistance and expert annotation.

Table 3: Answer types.

Type	Example
Interval	$[-1, 1]$
Expression	$4R/3\pi$
Equation	$\mathbf{F} = \nabla(p \cdot \mathbf{E})$
True / False	True
Multiple Choice	A
Numerical Value	1.8×10^{-4}
Open-End	x remains constant.

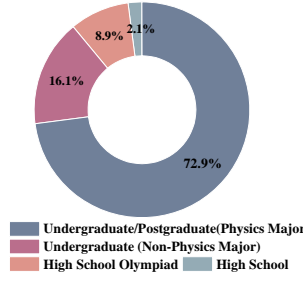


Figure 2: Difficulty Distribution of PHYSICS.

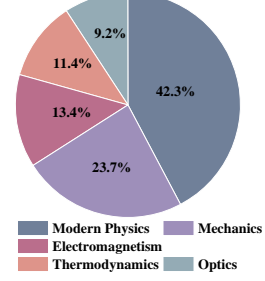


Figure 3: Subject Distribution of PHYSICS.

3.2.4 Data Split

To effectively improve and evaluate models’ physics capabilities, we split the dataset into training and test sets. We sample 2000 examples as the test set with balanced subject and difficulty coverage. The remaining data are used for training. Translation pairs from the same source are kept within the same set to avoid information leakage. For the training set, we provide detailed reasoning paths of powerful reasoning models to assist in improving models’ physics reasoning abilities.

3.2.5 Data Leakage

To prevent data leakage from affecting the evaluation on PHYSICS, we have removed any overlapping content between our collected data and existing open-source datasets during the data curation process. To further check for potential overlap between the PHYSICS test set and the training data of LLMs, we use n-gram matching for leakage detection [56]. Specifically, we randomly select positions of from each test sample. If the 5-gram predicted by the model matches the actual 5-gram, the sample is considered contaminated. In Tab. 4, we show the results for several LLMs. The results indicate that data leakage is rare with minimal impact on the evaluation.

Table 4: Data Leakage Detection. $prop_1$: leaked data proportion; $prop_2$: model accuracy on leaked data.

Model	$prop_1$	$prop_2$
Qwen3-8B [43]	0%	0%
LLaMA3.1-8B-Instruct [17]	0%	0%
Gemma2-9B [47]	0.3%	0%
DeepSeek-MOE-16B-Chat [12]	0.5%	40%
Mistral-Nemo-Instruct-2407 [35]	0%	0%
QwQ-32B [48]	0.5%	60%

3.3 Evaluation

In this section, we introduce our evaluation framework. We find that current judgment frameworks exhibit certain biases when evaluating physics problems, as shown in Tab. 5. The main issues include: (1) **Unit conversion**. Some physical units involve dimensions, which existing methods fail to handle properly; (2) **Simplification and Approximation**. Various forms of simplification and approximation are common in physics, but current methods lack sufficient capability in recognizing them. To ensure accurate evaluation of model responses, we design a physics-specific evaluation approach tailored to these challenges.

Rule+Model Framework. A rule-only judgment method struggles to handle complex composite formulas in physics, while relying solely on model-based judgment introduces high computational cost. To balance accuracy and efficiency, we propose a Rule+Model framework, as detailed in Alg. 1. We first use rule-based judgment to assess the answer; if the rule judges it as incorrect, we then apply the model for a second check. Only when both methods judge the answer as wrong is it considered incorrect.

Table 5: Evaluation error cases

Case	Ground Truth	Model Output
Unit Conversion	$0.6 \times 10^{-6} m$	600 nm
Simplification	$\frac{10^6(-1000\alpha)}{2 \ln 3\omega}$	$\frac{-4.557 \cdot 10^8 \alpha}{\omega}$

Algorithm 1 Workflow of Rule+Model Evaluation

Input: Question, Ground Truth, Model Output

Output: Correct or Incorrect

- 1: $Result \leftarrow Rule_Verify(input)$
- 2: **if** $Result = Correct$ **then**
- 3: **return** Result
- 4: **else**
- 5: **return** Model-Verifier(input)
- 6: **end if**

Physics-specific Optimization. Since current evaluation methods fail to address the aforementioned issues of unit conversion and simplification, we introduce targeted optimizations. For the rule-based component, we adopt the math-verifier [28] as the base rule-verifier and pre-define a set of unit conversion rules, enabling automatic conversion when needed. However, due to the limited coverage of rules and the inherent limitations of rule-based approaches, we further fine-tune an existing model-verifier. We select xVerify-8B-I [7], a model designed for mathematical reasoning judgment, as our base verifier. We first construct training and test data by using GPT-4o to generate multiple equivalent forms of physics answers, followed by human verification to ensure accuracy. To enhance diversity, we also include some mathematically equivalent responses. We then split the data into training and test sets; detailed construction procedures and statistics are provided in the Appendix D.

Based on the base verifier, we fine-tune and get a physics-specific verifier, named *physics-xVerify*. In Tab. 6, we report the accuracy and time cost of different evaluation methods on our 2k-sample test set. The results show that the combination of our *rule-verify* and *physics-xVerify* achieves a 12.58% improvement over existing methods with acceptable time cost. Details can be found in Appendix D.4. This demonstrates the effectiveness of our proposed evaluation method. This accurate evaluation framework is essential for effectively guiding the development of physical reasoning.

Table 6: Comparison of Evaluation Methods on our human-annotated test dataset.

Model	Acc.(%)	Time
Rule		
Omni-Math-Rule [15]	34.20	1 min29 s
Rule-Verifier	38.62	1 min46 s
Rule+Model		
Rule-Verifier + GPT-4o [36]	58.58	20 min25 s
Rule-Verifier + Omni-Judge [15]	67.39	7 min14 s
Rule-Verifier + xVerify [7]	83.34	4 min28 s
Rule-Verifier + physics-xVerify	95.92	4 min37 s

4 Experiment

In this section, we present experiments on both test and training data from the PHYSICS dataset. Results for the test set are analyzed in Sec. 4.1, and those for the training set in Sec. 4.2.

4.1 Evaluation Result and Analysis

For evaluation, we test both closed-source models and open-source models. These are further categorized into reasoning models, such as OpenAI-o3, and chat models, including GPT-4.1 and so on. Performance is assessed on both Chinese and English questions across five domains of our benchmark. This comprehensive evaluation framework allows us to compare the reasoning abilities of different types and scales of LLMs in multilingual and multi-domain settings. Detailed evaluation settings can be found in Appendix C. Tab. 7 summarizes the evaluation results of various models on our test set. Next, we analyze the experimental results.

Despite their impressive language capabilities, today’s top models still stumble over real physics. As shown in Tab. 7, the best-performing model, o3 (high), achieves an accuracy of 58.90%, followed by DeepSeek-R1 at 55.30%, while most other models remain below 50%. In contrast, on challenging math tasks like AIME2025, o3 (high) reaches nearly 90% accuracy [38], and DeepSeek-R1 achieves 65% [13]. This indicates that although current LLMs demonstrate strong mathematical reasoning abilities, they still face significant challenges in complex physics reasoning.

Open-source models are gradually catching up with closed-source models, but a performance gap remains. The current strongest open-source model, DeepSeek-R1, has already surpassed many closed-source models in physics reasoning, including strong ones like Gemini-2.5-Pro. Other open-source models like Qwen3-8B also show strong performance. However, closed-source models still maintain the overall lead, with OpenAI-o3 continuing to outperform all open-source models, highlighting a performance gap that warrants further investigation.

Reasoning models clearly outperform chat models. As expected, reasoning models excel in solving complex physics problems compared to general chat models. Whether comparing o3 with GPT-4.1 among closed-source models or DeepSeek-R1 with DeepSeek-V3 among open-source models, a clear trend emerges: reasoning models significantly outperform non-reasoning models within the same generation. This highlights the importance of developing specialized reasoning capabilities.

Table 7: Main results on our **PHYSICS** test set evaluated by accuracy(%). **Rule Acc** and **Hybrid Acc** denote accuracies under rule-based and rule+model evaluation protocols. Subjects are divided **Mod.** (Modern Physics), **Mech.** (Mechanics), **Electromag.** (Electromagnetism), **Thermo.** (Thermodynamics), and **Optics.** Difficulty levels include: 1: High School and Below, 2: High School Olympiad, 3: Undergraduate (Non-Physics Major), 4: Undergraduate/Postgraduate(Physics Major). **EN** and **ZH** indicate English and Chinese inputs. **Bold** values mark the best overall per column; Underlined values highlight the best within each model category.

Model	Accuracy		Subject					Difficulty Level				Language	
	Rule Acc	Hybrid Acc	Mod.	Mech.	Electromag.	Thermo.	Optics	1	2	3	4	EN	ZH
Closed-source Reasoning Models													
Gemini 2.5 Pro-0325 [16]	23.45	45.05	37.25	49.00	51.75	35.50	51.75	77.08	43.37	63.16	38.49	44.70	45.20
Grok 3 (Think) [55]	<u>25.10</u>	46.40	40.75	54.00	56.75	35.00	45.50	56.25	54.79	55.24	42.28	47.90	44.90
Claude 3.7 Sonnet Thinking [2]	21.60	48.75	44.75	51.50	53.25	38.50	55.75	68.75	53.57	58.85	44.17	48.70	48.80
o3 (high) [38]	23.30	58.90	48.75	62.75	66.75	56.50	59.75	87.50	71.81	73.10	52.06	58.70	59.10
Closed-source Chat Models													
Claude 3.7 Sonnet [2]	<u>21.45</u>	44.15	42.25	45.00	50.75	31.50	<u>51.25</u>	72.92	52.55	<u>58.85</u>	37.29	44.10	44.20
GPT-4.1 [37]	21.30	<u>46.75</u>	<u>43.00</u>	<u>50.50</u>	<u>55.25</u>	<u>37.75</u>	47.25	87.50	<u>60.64</u>	55.95	<u>41.03</u>	<u>45.90</u>	<u>47.60</u>
Open-source Reasoning Models													
DeepSeek-R1-Distill-Qwen-7B [13]	13.80	35.65	32.25	44.00	40.75	22.25	39.00	66.67	43.88	51.20	28.48	37.90	33.40
DeepSeek-R1-Distill-Llama-8B [13]	8.80	22.70	21.25	28.25	22.50	16.50	25.00	45.83	29.59	34.21	17.26	27.50	17.90
Qwen3-8B [43]	21.50	45.65	41.25	52.00	50.75	35.25	49.00	79.17	52.04	60.05	39.01	48.40	42.90
DeepSeek-R1-Distill-Qwen-32B [13]	20.30	46.40	42.50	52.00	49.75	38.25	49.50	77.08	54.59	62.20	39.16	46.70	46.10
QwQ-32B [48]	20.65	53.30	47.50	59.50	57.25	45.75	56.50	<u>85.42</u>	56.12	<u>68.18</u>	47.09	53.00	53.60
Qwen3-32B [43]	21.10	47.25	46.00	51.25	51.25	40.25	47.50	81.25	50.51	58.61	42.00	49.40	45.10
DeepSeek-R1-Distill-LLaMa-70B [13]	19.55	45.50	40.75	51.25	48.25	36.00	51.25	75.00	52.55	59.09	39.16	45.90	45.10
DeepSeek-R1 [13]	27.55	55.30	48.00	61.75	61.00	46.50	59.25	83.33	<u>59.69</u>	67.46	<u>49.85</u>	<u>53.50</u>	<u>57.40</u>
Open-source Chat Models													
Mistral-Nemo-Instruct-2407 [35]	1.20	13.00	14.71	14.41	15.35	6.77	13.43	23.53	9.52	22.67	8.01	14.20	11.60
Qwen2.5-7B-Instruct [42]	6.95	22.30	22.50	25.00	28.00	12.75	23.25	50.00	29.59	35.17	16.22	24.30	20.30
LLaMA3.1-8B-Instruct [17]	3.35	13.10	14.25	13.00	18.50	7.25	12.50	27.08	18.37	20.81	9.42	14.20	12.00
Gemma2-9B [47]	2.25	16.20	14.00	17.25	22.00	8.25	19.50	35.42	23.98	25.36	11.51	17.00	15.40
DeepSeek-MOE-16B-Chat [12]	2.40	6.00	8.50	3.25	8.75	3.25	4.00	25.00	9.18	6.46	4.71	6.70	5.30
LLaMA3.3-70B-Instruct [17]	16.50	30.40	28.75	31.25	36.50	22.25	33.25	72.92	36.73	40.91	24.66	30.60	30.20
Qwen2.5-72B-Instruct [42]	17.00	32.25	30.00	35.50	38.50	21.00	36.25	62.50	38.78	45.45	26.08	33.00	31.50
Mistral-Large-Instruct-2407 [34]	17.50	35.10	36.25	39.25	36.75	23.50	39.75	70.83	37.24	47.37	29.67	35.40	34.80
DeepSeek-V3 [13]	<u>22.45</u>	<u>47.05</u>	<u>47.00</u>	<u>51.75</u>	<u>49.25</u>	<u>35.25</u>	<u>51.75</u>	<u>79.17</u>	<u>51.02</u>	<u>58.37</u>	<u>41.70</u>	<u>46.70</u>	<u>47.40</u>

Models exhibit varying strengths across different physics subjects. As shown in the Subject column of Tab. 7, models exhibit similar domain-specific patterns: poor performance on Thermodynamics, but better results on Mechanics and Electromagnetism. This is likely due to (1) Inherent difficulty differences. Thermodynamics is typically an advanced topic, while the others are more broadly covered. (2) Imbalanced training data distribution. As pre-training data may contain more samples from certain domains, influencing model performance.

Model accuracy is not fully correlated with the knowledge demand of the task. As shown in the Difficulty Level column of Tab. 7, model accuracy declines with increasing problem difficulty. Surprisingly, models perform worse on high school Olympiad problems than on undergraduate non-physics-major questions. We believe this is because, although undergraduate problems require broader knowledge, models already possess some foundational physics knowledge. In contrast, high school Olympiad problems demand strong reasoning skills, which current models largely lack.

The language of the question affects model performance. As shown in the Language column of Tab. 7, models exhibit varying performance across languages. Since each question has an equivalent version in the other language, differences in accuracy suggest that LLMs process languages differently. Smaller models tend to show larger gaps. For example, DeepSeek-R1-Distill-LLaMa-7B shows a 10% difference between English and Chinese, likely due to limited model capacity.

Larger models from the same family generally outperform smaller ones. Whether looking at Qwen or LLaMA series models, we observe consistent improvements in performance as model scale increases. This aligns with common expectations and supports the validity of the scaling law.

Hybrid verification leads to a clear accuracy boost. Across all model classes, the hybrid verifier achieves greatly higher accuracy than the rule-based verifier alone. The gap often exceeds 20%, highlighting the importance of combining rules and models in evaluating physics questions.

4.2 Training Result and Analysis

For training, we select models with various parameter sizes, including: Qwen2.5-3B-Instruct, Qwen2.5-7B-Instruct, Qwen2.5-14B-Instruct [42]. These models are fine-tuned using our training dataset to enhance the models’ reasoning capabilities in physics problem-solving. Here, we use

Table 8: Evaluation results using our Rule+Model method after post-training on our training dataset.

Model	SFT	Physics				Math	
		PHYSICS (ours)	GPQA (Physics)	OlympiadBench (Physics)	UGPhysics	MATH-500	AIME-2025
Qwen2.5-3B-Instruct	✗	13.65	28.19	15.95	14.34	62.40	0.00
	✓	19.00 (↑ 5.35)	31.27 (↑ 3.08)	19.94 (↑ 3.99)	19.18 (↑ 4.84)	63.20 (↑ 0.90)	6.67 (↑ 6.67)
Qwen2.5-7B-Instruct	✗	22.30	35.68	23.36	19.67	76.00	0.00
	✓	32.85 (↑ 10.55)	42.73 (↑ 7.05)	31.90 (↑ 8.54)	27.74 (↑ 8.08)	81.60 (↑ 5.60)	13.33 (↑ 13.33)
Qwen2.5-14B-Instruct	✗	27.65	44.93	29.34	26.53	80.16	0.00
	✓	40.20 (↑ 12.55)	60.35 (↑ 15.42)	45.86 (↑ 16.52)	41.92 (↑ 15.39)	89.60 (↑ 9.44)	22.50 (↑ 22.50)

QwQ-32B to generate detailed reasoning paths for 4,000 samples from the training set, which are then used for training. The goal is to enable weaker models to learn basic physical reasoning abilities from this data. The configuration of the supervised fine-tuning (SFT) can be found in Appendix E.

Table 8 presents the performance of Qwen series models on physics and mathematics benchmarks following SFT on our physics-focused training dataset. The results show that fine-tuned models show notable improvements in both physics and mathematics.

Improved Physics Performance Across Diverse Benchmarks. The physics training dataset consistently enhances model performance across a variety of physics benchmarks, including olympiad-level and undergraduate-level problems. Here, we conduct evaluations on GPQA [44], OlympiadBench [19], UGPhysics [57], and our PHYSICS test set. Fine-tuned models show significant improvements, reflecting the dataset’s comprehensive coverage of physics sub-disciplines and difficulty levels, which strengthens the models’ ability to tackle diverse physical problem-solving tasks.

Math Performance Gains from Physics Training. We evaluate the mathematical capabilities of the trained model on MATH500 [22] and AIME-2025 [39]. Due to the small number of problems in AIME-2025 causing large fluctuations, we report the average results over 16 runs. The physics-based training also contributes to improvements in mathematics abilities, particularly in advanced problems such as AIME-2025, indicating that skills learned in physics contexts can transfer to mathematical reasoning. This suggests that physics and mathematics can mutually enhance each other.

5 Error Analysis

In this section, we present a detailed analysis of the errors observed during evaluation. We categorize the mistakes made by models in physics reasoning into two types: Knowledge Deficit and Reasoning Flaw. To illustrate these categories, we examine the reasoning process of LLMs, particularly Grok 3 (Think). Next, we first introduce the two types of errors in Sec. 5.1, and then provide an in-depth analysis in Sec. 5.2, highlighting the limitations of large models in solving physics problems.

5.1 Understand Reasoning Errors

During our manual inspection of the reasoning processes of multiple models, we find that existing model errors can be categorized into two main aspects:

Knowledge Deficit. This type of error primarily refers to mistakes caused by the model’s incorrect understanding or application of physics knowledge, as shown in Fig. 4 (left). We further divide it into two categories: **Conceptual Errors** and **Modeling Errors**. Conceptual Errors occur when the model fails to correctly understand or apply fundamental physics concepts. For example, misunderstanding the concept of acceleration may lead to an incorrect solution. Modeling Errors refer to issues such as mixing ideal and non-ideal boundary conditions, ignoring or omitting constraints. For instance, a model might directly ignore friction when it should be considered. Addressing these errors requires better comprehension of physical principles and domain knowledge.

Reasoning Flaw. This category includes errors that occur during the reasoning process, as illustrated in Fig. 4 (right). We classify them into two types: **Comprehension Misunderstanding** and **Computational Errors**. Comprehension Misunderstanding arises when the model misinterprets the question, leading to deviations from the correct reasoning path. Computational Errors refer to mistakes made during mathematical or logical computation. Resolving this type of error requires improvements in both language understanding and reasoning capabilities.

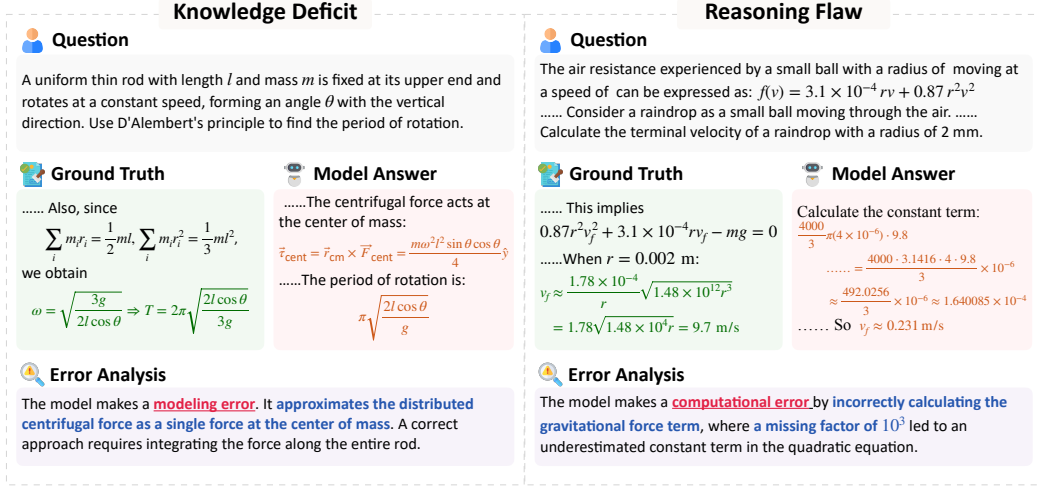


Figure 4: **Representative error cases of Knowledge Deficit (left) and Reasoning Flaw (right).** The model answers are generated by Grok 3 (Think).

5.2 Analyze Reasoning Errors

First, we analyze the distribution of different types of errors made by the model. We selected 100 incorrect answers generated by Grok 3 (Think) and used human experts to annotate the error categories. The distribution of errors is shown in Fig. 5. As can be seen, Knowledge Deficit accounts for a large portion of the errors, with Conceptual Errors and Modeling Errors together contributing nearly 60% of all error cases. This suggests that **even the most advanced models still lack sufficient physics knowledge**, leading to confusion in applying physical principles during reasoning. To address these errors, we propose that improvements should start from the model’s training stage, enhancing its understanding and application of physics principles and knowledge. This will require specialized design for the physics domain. At the same time, **reasoning flaws cannot be ignored**. For this type of error, we believe models require not only better consistency in long-chain reasoning processes but also stronger foundational reasoning capabilities. Advances in this area could benefit from interdisciplinary development, particularly in conjunction with fields such as mathematics.

In summary, our error analysis reveals that physics reasoning, compared to mathematical deduction, demands additional domain-specific knowledge and involves real-world implications, making it inherently more complex. These findings highlight important challenges for the continued advancement of language models in handling structured and grounded reasoning tasks.

6 Conclusion

In this work, we introduce a large-scale, high-quality physics dataset with a wide range of difficulty levels. We also provide a clear split into training and test sets, to support both the improvement and evaluation of models’ physics reasoning abilities. Due to the bias of current evaluation frameworks in the physics domain, we design a specialized evaluation method tailored to physics problems. Our experimental results show that even state-of-the-art LLMs have limited performance on our PHYSICS. At the same time, fine-tuning with high-quality PHYSICS data proves to be effective in enhancing model capabilities in this domain. This highlights the current limitations of LLMs in physics reasoning, while also pointing to new challenges and opportunities for future development. We believe our work can contribute to the advancement of Large Language Models in general.




Figure 5: Proportion of error types by the reasoning model.

References

- [1] Wasi Uddin Ahmad, Sean Narenthiran, Somshubra Majumdar, Aleksander Ficek, Siddhartha Jain, Jocelyn Huang, Vahid Noroozi, and Boris Ginsburg. Opencodereasoning: Advancing data distillation for competitive coding, 2025.
- [2] Anthropic. Introducing Claude 3.7 Sonnet: Our most intelligent model to date, February 2025.
- [3] Daman Arora, Himanshu Singh, and Mausam. Have llms advanced enough? a challenging problem solving benchmark for large language models. In Houda Bouamor, Juan Pino, and Kalika Bali, editors, *Proceedings of the 2023 Conference on Empirical Methods in Natural Language Processing*, pages 7527–7543, Singapore, December 2023. Association for Computational Linguistics.
- [4] Jacob Austin, Augustus Odena, Maxwell Nye, Maarten Bosma, Henryk Michalewski, David Dohan, Ellen Jiang, Carrie Cai, Michael Terry, Quoc Le, and Charles Sutton. Program synthesis with large language models, 2021.
- [5] Kristian G. Barman, Sascha Caron, Emily Sullivan, Henk W. de Regt, Roberto Ruiz de Austri, Mieke Boon, Michael Färber, Stefan Fröse, Faegheh Hasibi, Andreas Ipp, Rukshak Kapoor, Gregor Kasiyczka, Daniel Kostić, Michael Krämer, Tobias Golling, Luis G. Lopez, Jesus Marco, Sydney Otten, Pawel Pawlowski, Pietro Vischia, Erik Weber, and Christoph Weniger. Large physics models: Towards a collaborative approach with large language models and foundation models, January 2025.
- [6] Maosong Cao, Alexander Lam, Haodong Duan, Hongwei Liu, Songyang Zhang, and Kai Chen. Compassjudge-1: All-in-one judge model helps model evaluation and evolution. *arXiv preprint arXiv:2410.16256*, 2024.
- [7] Ding Chen, Qingchen Yu, Pengyuan Wang, Wentao Zhang, Bo Tang, Feiyu Xiong, Xinchu Li, Minchuan Yang, and Zhiyu Li. xVerify: Efficient Answer Verifier for Reasoning Model Evaluations, April 2025.
- [8] Mark Chen, Jerry Tworek, Heewoo Jun, Qiming Yuan, Henrique Ponde de Oliveira Pinto, Jared Kaplan, Harri Edwards, Yuri Burda, Nicholas Joseph, Greg Brockman, Alex Ray, Raul Puri, Gretchen Krueger, Michael Petrov, Heidy Khlaaf, Girish Sastry, Pamela Mishkin, Brooke Chan, Scott Gray, Nick Ryder, Mikhail Pavlov, Alethea Power, Lukasz Kaiser, Mohammad Bavarian, Clemens Winter, Philippe Tillet, Felipe Petroski Such, Dave Cummings, Matthias Plappert, Fotios Chantzis, Elizabeth Barnes, Ariel Herbert-Voss, William Hebgren Guss, Alex Nichol, Alex Paino, Nikolas Tezak, Jie Tang, Igor Babuschkin, Suchir Balaji, Shantanu Jain, William Saunders, Christopher Hesse, Andrew N. Carr, Jan Leike, Josh Achiam, Vedant Misra, Evan Morikawa, Alec Radford, Matthew Knight, Miles Brundage, Mira Murati, Katie Mayer, Peter Welinder, Bob McGrew, Dario Amodei, Sam McCandlish, Ilya Sutskever, and Wojciech Zaremba. Evaluating large language models trained on code, 2021.
- [9] Qiguang Chen, Libo Qin, Jiaqi Wang, Jinxuan Zhou, and Wanxiang Che. Unlocking the capabilities of thought: A reasoning boundary framework to quantify and optimize chain-of-thought, 2024.
- [10] Anoop Cherian, Radu Corcodel, Siddarth Jain, and Diego Romeres. Llmphy: Complex physical reasoning using large language models and world models, 2024.
- [11] Karl Cobbe, Vineet Kosaraju, Mohammad Bavarian, Mark Chen, Heewoo Jun, Lukasz Kaiser, Matthias Plappert, Jerry Tworek, Jacob Hilton, Reiichiro Nakano, Christopher Hesse, and John Schulman. Training Verifiers to Solve Math Word Problems, November 2021.
- [12] Damai Dai, Chengqi Deng, Chenggang Zhao, R. X. Xu, Huazuo Gao, Deli Chen, Jiashi Li, Wangding Zeng, Xingkai Yu, Y. Wu, Zhenda Xie, Y. K. Li, Panpan Huang, Fuli Luo, Chong Ruan, Zhifang Sui, and Wenfeng Liang. Deepseekmoe: Towards ultimate expert specialization in mixture-of-experts language models, 2024.
- [13] DeepSeek Team. Deepseek R1: A comprehensive technical report. Technical report, DeepSeek, January 2025.

- [14] Jingzhe Ding, Yan Cen, and Xinyuan Wei. Using large language model to solve and explain physics word problems approaching human level, September 2023.
- [15] Bofei Gao, Feifan Song, Zhe Yang, Zefan Cai, Yibo Miao, Qingxiu Dong, Lei Li, Chenghao Ma, Liang Chen, Runxin Xu, Zhengyang Tang, Benyou Wang, Daoguang Zan, Shanghaoran Qian, Ge Zhang, Lei Sha, Yichang Zhang, Xuancheng Ren, Tianyu Liu, and Baobao Chang. Omni-math: A universal olympiad level mathematic benchmark for large language models, 2024.
- [16] Google DeepMind. Gemini’s new thinking capabilities and updates, March 2025.
- [17] Aaron Grattafiori, Abhimanyu Dubey, Abhinav Jauhri, Abhinav Pandey, and Kadian. The llama 3 herd of models, November 2024.
- [18] Stephen Hawking. *A brief history of time: from big bang to black holes*. Random House, 2009.
- [19] Chaoqun He, Renjie Luo, Yuzhuo Bai, Shengding Hu, Zhen Leng Thai, Junhao Shen, Jinyi Hu, Xu Han, Yujie Huang, Yuxiang Zhang, Jie Liu, Lei Qi, Zhiyuan Liu, and Maosong Sun. Olympiadbench: A challenging benchmark for promoting agi with olympiad-level bilingual multimodal scientific problems, 2024.
- [20] Chaoqun He, Renjie Luo, Shengding Hu, Yuanqian Zhao, Jie Zhou, Hanghao Wu, Jiajie Zhang, Xu Han, Zhiyuan Liu, and Maosong Sun. Ultraeval: A lightweight platform for flexible and comprehensive evaluation for llms. *arXiv preprint arXiv:2404.07584*, 2024.
- [21] Dan Hendrycks, Collin Burns, Steven Basart, Andy Zou, Mantas Mazeika, Dawn Song, and Jacob Steinhardt. Measuring massive multitask language understanding, January 2021.
- [22] Dan Hendrycks, Collin Burns, Saurav Kadavath, Akul Arora, Steven Basart, Eric Tang, Dawn Song, and Jacob Steinhardt. Measuring Mathematical Problem Solving With the MATH Dataset, November 2021.
- [23] Wenlong Huang, Pieter Abbeel, Deepak Pathak, and Igor Mordatch. Language models as zero-shot planners: Extracting actionable knowledge for embodied agents. In *International conference on machine learning*, pages 9118–9147. PMLR, 2022.
- [24] Yuzhen Huang, Yuzhuo Bai, Zhihao Zhu, Junlei Zhang, Jinghan Zhang, Tangjun Su, Junteng Liu, Chuancheng Lv, Yikai Zhang, Jiayi Lei, Yao Fu, Maosong Sun, and Junxian He. C-Eval: A Multi-Level Multi-Discipline Chinese Evaluation Suite for Foundation Models, November 2023.
- [25] Zhen Huang, Zengzhi Wang, Shijie Xia, Xuefeng Li, Haoyang Zou, Ruijie Xu, Run-Ze Fan, Lyumanshan Ye, Ethan Chern, Yixin Ye, Yikai Zhang, Yuqing Yang, Ting Wu, Binjie Wang, Shichao Sun, Yang Xiao, Yiyuan Li, Fan Zhou, Steffi Chern, Yiwei Qin, Yan Ma, Jiadi Su, Yixiu Liu, Yuxiang Zheng, Shaoting Zhang, Dahua Lin, Yu Qiao, and Pengfei Liu. Olympicarena: Benchmarking multi-discipline cognitive reasoning for superintelligent ai, 2025.
- [26] Naman Jain, King Han, Alex Gu, Wen-Ding Li, Fanjia Yan, Tianjun Zhang, Sida Wang, Armando Solar-Lezama, Koushik Sen, and Ion Stoica. Livecodebench: Holistic and contamination free evaluation of large language models for code, 2024.
- [27] Raj Jaiswal, Dhruv Jain, Harsh Parimal Popat, Avinash Anand, Abhishek Dharmadhikari, Atharva Marathe, and Rajiv Ratn Shah. Improving physics reasoning in large language models using mixture of refinement agents, December 2024.
- [28] Hynek Kydlíček. Math-Verify: Math Verification Library.
- [29] Guohao Li, Hasan Abed Al Kader Hammoud, Hani Itani, Dmitrii Khizbullin, and Bernard Ghanem. CAMEL: Communicative Agents for "Mind" Exploration of Large Language Model Society, November 2023.
- [30] Haonan Li, Yixuan Zhang, Fajri Koto, Yifei Yang, Hai Zhao, Yeyun Gong, Nan Duan, and Timothy Baldwin. Cmmu: Measuring massive multitask language understanding in chinese, January 2024.

- [31] Hongwei Liu, Zilong Zheng, Yuxuan Qiao, Haodong Duan, Zhiwei Fei, Fengzhe Zhou, Wenwei Zhang, Songyang Zhang, Dahua Lin, and Kai Chen. MathBench: Evaluating the Theory and Application Proficiency of LLMs with a Hierarchical Mathematics Benchmark, May 2024.
- [32] Dakuan Lu, Xiaoyu Tan, Rui Xu, Tianchu Yao, Chao Qu, Wei Chu, Yinghui Xu, and Yuan Qi. SCP-116K: A High-Quality Problem-Solution Dataset and a Generalized Pipeline for Automated Extraction in the Higher Education Science Domain, January 2025.
- [33] Shuai Lu, Daya Guo, Shuo Ren, Junjie Huang, Alexey Svyatkovskiy, Ambrosio Blanco, Colin Clement, Dawn Drain, Daxin Jiang, Duyu Tang, Ge Li, Lidong Zhou, Linjun Shou, Long Zhou, Michele Tufano, Ming Gong, Ming Zhou, Nan Duan, Neel Sundaresan, Shao Kun Deng, Shengyu Fu, and Shujie Liu. Codexglue: A machine learning benchmark dataset for code understanding and generation, 2021.
- [34] Mistral AI. Mistral large 2: A new frontier in multilingual AI performance, July 2024.
- [35] Mistral AI and NVIDIA. Mistral NeMo: A collaboration with NVIDIA to empower developers, July 2024.
- [36] OpenAI. GPT-4o System Card. <https://openai.com/index/gpt-4o-system-card/>, 2024.
- [37] OpenAI. Introducing GPT-4.1, March 2025.
- [38] OpenAI. Introducing OpenAI o3 and o4-mini, April 2025.
- [39] OpenCompass. AIME2025: American Invitational Mathematics Examination 2025 Dataset, 2025.
- [40] Max Planck. *Scientific Autobiography: And Other Papers*. Citadel Press, 1949.
- [41] Shi Qiu, Shaoyang Guo, Zhuo-Yang Song, Yunbo Sun, Zeyu Cai, Jiashen Wei, Tianyu Luo, Yixuan Yin, Haoxu Zhang, Yi Hu, Chenyang Wang, Chencheng Tang, Haoling Chang, Qi Liu, Ziheng Zhou, Tianyu Zhang, Jingtian Zhang, Zhangyi Liu, Minghao Li, Yuku Zhang, Boxuan Jing, Xianqi Yin, Yutong Ren, Zizhuo Fu, Weike Wang, Xudong Tian, Anqi Lv, Laifu Man, Jianxiang Li, Feiyu Tao, Qihua Sun, Zhou Liang, Yushu Mu, Zhongxuan Li, Jing-Jun Zhang, Shutao Zhang, Xiaotian Li, Xingqi Xia, Jiawei Lin, Zheyu Shen, Jiahang Chen, Qiuhaio Xiong, Binran Wang, Fengyuan Wang, Ziyang Ni, Bohan Zhang, Fan Cui, Changkun Shao, Qing-Hong Cao, Ming-xing Luo, Muhan Zhang, and Hua Xing Zhu. PHYBench: Holistic Evaluation of Physical Perception and Reasoning in Large Language Models, April 2025.
- [42] Qwen, An Yang, Baosong Yang, Beichen Zhang, Binyuan Hui, Bo Zheng, Bowen Yu, Chengyuan Li, Dayiheng Liu, Fei Huang, Haoran Wei, Huan Lin, Jian Yang, Jianhong Tu, Jianwei Zhang, Jianxin Yang, Jiayi Yang, Jingren Zhou, Junyang Lin, Kai Dang, Keming Lu, Keqin Bao, Kexin Yang, Le Yu, Mei Li, Mingfeng Xue, Pei Zhang, Qin Zhu, Rui Men, Runji Lin, Tianhao Li, Tianyi Tang, Tingyu Xia, Xingzhang Ren, Xuancheng Ren, Yang Fan, Yang Su, Yichang Zhang, Yu Wan, Yuqiong Liu, Zeyu Cui, Zhenru Zhang, and Zihan Qiu. Qwen2.5 technical report, January 2025.
- [43] QwenLM. Qwen3: Think Deeper, Act Faster, 2025.
- [44] David Rein, Betty Li Hou, Asa Cooper Stickland, Jackson Petty, Richard Yuanzhe Pang, Julien Dirani, Julian Michael, and Samuel R. Bowman. GPQA: A Graduate-Level Google-Proof Q&A Benchmark, November 2023.
- [45] Liangtai Sun, Yang Han, Zihan Zhao, Da Ma, Zhennan Shen, Baocai Chen, Lu Chen, and Kai Yu. SciEval: A Multi-Level Large Language Model Evaluation Benchmark for Scientific Research, November 2024.
- [46] Zhengyang Tang, Xingxing Zhang, Benyou Wang, and Furu Wei. MathScale: Scaling Instruction Tuning for Mathematical Reasoning, March 2024.
- [47] Gemma Team, Morgane Riviere, Shreya Pathak, Pier Giuseppe Sessa, Cassidy Hardin, Surya Bhupatiraju, Léonard Hussenot, Thomas Mesnard, Bobak Shahriari, and Alexandre Ramé. Gemma 2: Improving open language models at a practical size, 2024.

- [48] Qwen Team. Qwq-32b: Experience the power of reinforcement learning. <https://qwenlm.github.io/zh/blog/qwq-32b/>, March 2025.
- [49] Aaron Traylor, Roman Feiman, and Ellie Pavlick. Can neural networks learn implicit logic from physical reasoning? In *The eleventh international conference on learning representations*, 2022.
- [50] Harsh Trivedi, Niranjan Balasubramanian, Tushar Khot, and Ashish Sabharwal. Interleaving retrieval with chain-of-thought reasoning for knowledge-intensive multi-step questions, 2023.
- [51] Paul Tschisgale, Holger Maus, Fabian Kieser, Ben Kroehs, Stefan Petersen, and Peter Wulff. Evaluating gpt- and reasoning-based large language models on physics olympiad problems: Surpassing human performance and implications for educational assessment, 2025.
- [52] Xiaosong Wang, Xiaofan Zhang, Guotai Wang, Junjun He, Zhongyu Li, Wentao Zhu, Yi Guo, Qi Dou, Xiaoxiao Li, Dequan Wang, et al. Openmedlab: An open-source platform for multi-modality foundation models in medicine. *arXiv preprint arXiv:2402.18028*, 2024.
- [53] Xiaoxuan Wang, Ziniu Hu, Pan Lu, Yanqiao Zhu, Jieyu Zhang, Satyen Subramaniam, Arjun R. Loomba, Shichang Zhang, Yizhou Sun, and Wei Wang. SciBench: Evaluating College-Level Scientific Problem-Solving Abilities of Large Language Models, June 2024.
- [54] Yi Ru Wang, Jiafei Duan, Dieter Fox, and Siddhartha Srinivasa. Newton: Are large language models capable of physical reasoning? *arXiv preprint arXiv:2310.07018*, 2023.
- [55] xAI. Grok 3: The most powerful AI in the world is here, February 2025.
- [56] Ruijie Xu, Zengzhi Wang, Run-Ze Fan, and Pengfei Liu. Benchmarking benchmark leakage in large language models. *arXiv preprint arXiv:2404.18824*, 2024.
- [57] Xin Xu, Qiyun Xu, Tong Xiao, Tianhao Chen, Yuchen Yan, Jiaxin Zhang, Shizhe Diao, Can Yang, and Yang Wang. UGPhysics: A Comprehensive Benchmark for Undergraduate Physics Reasoning with Large Language Models, February 2025.
- [58] Xin Xu, Jiaxin Zhang, Tianhao Chen, Zitong Chao, Jishan Hu, and Can Yang. UGMATHBench: A Diverse and Dynamic Benchmark for Undergraduate-Level Mathematical Reasoning with Large Language Models, February 2025.
- [59] Yuxuan Yao, Han Wu, Zhijiang Guo, Biyan Zhou, Jiahui Gao, Sichun Luo, Hanxu Hou, Xiaojin Fu, and Linqi Song. Learning from correctness without prompting makes llm efficient reasoner, 2024.
- [60] Xiaotian Zhang, Chunyang Li, Yi Zong, Zhengyu Ying, Liang He, and Xipeng Qiu. Evaluating the performance of large language models on gaokao benchmark, February 2024.
- [61] Wanjun Zhong, Ruixiang Cui, Yiduo Guo, Yaobo Liang, Shuai Lu, Yanlin Wang, Amin Saied, Weizhu Chen, and Nan Duan. Agieval: A human-centric benchmark for evaluating foundation models, September 2023.
- [62] Lianghui Zhu, Xinggang Wang, and Xinlong Wang. Judgelm: Fine-tuned large language models are scalable judges. *arXiv preprint arXiv:2310.17631*, 2023.

Appendix for PHYSICS

A Statistics of PHYSICS

The following part displays the Chinese and English bilingual versions of the same question in PHYSICS.

A Chinese Question of PHYSICS

id: 3543

question: 早在20世纪20年代, Ramsauer和Townsend各自独立地发现对于能量约0.4eV的电子, 在气态氩原子上的散射截面比几何散射截面 (πa^2 , 其中 a 为Atomic radius) 小得多。问反常散射截面的起源为何?

solution: 当吸引势足够强时, 在某一能量处 $l = 0$ 的分波可能被拉入半周, 其相移 δ_0 为 π 。此时 $l = 0$ 的分波对散射截面没有贡献, 而其他分波的贡献又很小 (能量很低), 因而散射截面变得很小, 这就是所谓的 Ramsauer-Townsend 效应。

answer: $\delta_0 = \pi$

answer_type: ["Numerical"]

language: zh

domain: Advanced Physics

difficulty: Physics UnderGraduate

translate: false

An English Question of PHYSICS

id: 3543

question: As early as the 1920s, Ramsauer and Townsend independently discovered that for electrons with an energy of approximately 0.4 eV, the scattering cross-section on gaseous argon atoms is much smaller than the geometric scattering cross-section (πa^2 , where a is the atomic radius). What is the origin of this anomalous scattering cross-section?

solution: When the attractive potential is strong enough, the partial wave with $l = 0$ may be drawn into a half-cycle at a certain energy, and its phase shift δ_0 becomes π . At this point, the partial wave with $l = 0$ does not contribute to the scattering cross-section, and the contributions from other partial waves are very small (very low energy), resulting in a very small scattering cross-section. This is known as the Ramsauer-Townsend effect.

answer: $\delta_0 = \pi$

answer_type: ["Numerical"]

language: en

domain: Advanced Physics

difficulty: Physics UnderGraduate

translate: true

B Details of PHYSICS pipeline

When collecting physics data, we designed the processing pipeline illustrated in Fig. 6. First, raw PDF physics textbooks are converted into Markdown format. Next, a large language model (LLM) is employed to extract question-and-answer pairs, individual questions, and individual answers from the converted text. To minimize potential hallucinations by the LLM, the extracted content is cross-verified against the original source text. Finally, we analyze the structural features of each text fragment to accurately align individual questions with their corresponding answers.

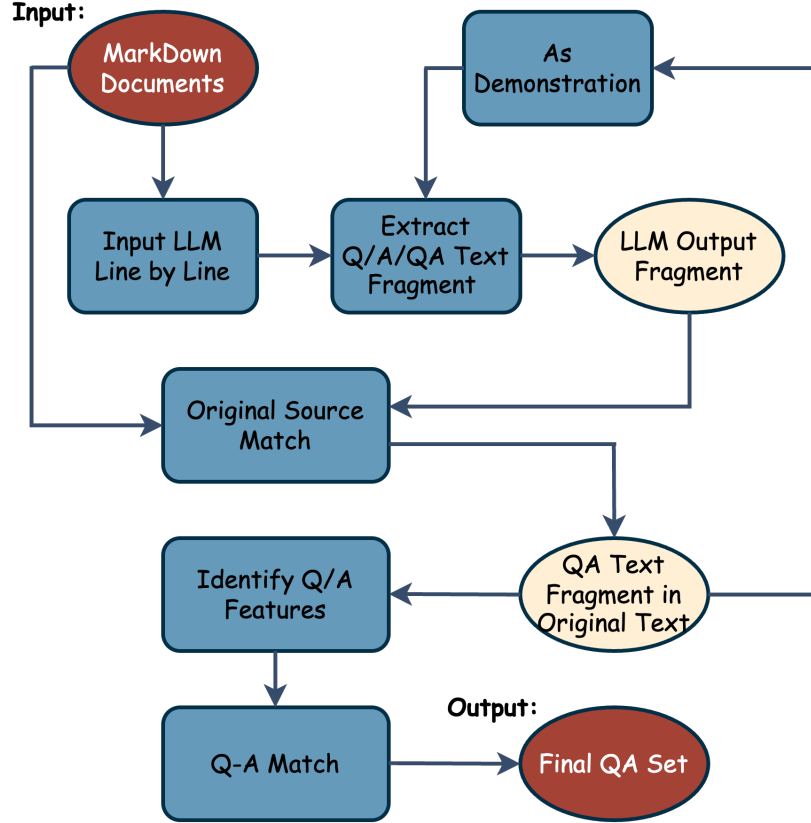


Figure 6: Pipeline of PHYSICS Data Processing.

Prompt of QA Pair Extraction

Extract the first complete question (Type:Q) or the first answer (Type:A) or the first question-answer pair (Type:QA) content from the following input text. Only include the first Q/A/QA that appears. It is necessary to make sure the exercise is complete. If there is nothing to output, return "None".

Tips:

1. A question or answer usually begins with headings numbered as "1.", "1.1", "1-1", and so on.
2. Sub-questions under the same main question should be grouped within the same exercise.
3. The answer related to the question usually begins with "Solution", and so on.
4. The answer might be very concise, without any derivation process.

Output Format:

Type:

Content:

Now try to extract the exercise from the following input text.

Input:

Output:

C Details of Evaluation

Table 9 shows the configuration of inference. All local inference is run on a server equipped with eight NVIDIA A800 GPUs.

Table 9: Inference Configuration Parameters

Parameter	Value
<i>Model and Engine Configuration</i>	
Tensor Parallel Size	1
Enable Chunked Prefill	True
Enable Prefix Caching	True
Maximum Model Length	16384
Trust Remote Code	True
<i>Sampling Parameters</i>	
Top-p	0.95
Top-k	20
Temperature	0.6
Maximum Tokens	16384
Repetition Penalty	1.1
Stop Token	</answer>
Include Stop String in Output	True
Seed	42

We used the following prompt for inference to generate model output in preparation for evaluation.

Prompt of Inference

Below is an open-ended problem in undergraduate-level Physics. Please answer this problem adhering to the following rules:

1. Please use \LaTeX format to represent the variables and formulas used in the solution process and results.
2. Please put the final answer(s) in \square , note that the unit of the answer should not be included in \square .
3. If there are multiple final answers, please separate them by commas in \square .

e.g., \square answer 1, answer 2 \square .

Problem: {prompt}

D Details of Evaluation Framework

During the evaluation process, we used the following prompt to judge the model results as Incorrect or Correct.

Prompt of Evaluation

You are a diligent and precise assistant tasked with evaluating the correctness of responses. You will receive a question, an output sentence, and the correct answer. Your task is to determine if the output sentence accurately answers the question based on the provided correct answer. Respond with either [Correct] or [Incorrect].

Special considerations:

1. **Multiple Answers:** If the output contains multiple answers, evaluate whether later answers modify or correct earlier ones. In such cases, compare the final answer with the correct answer. If the final answer is unclear or incorrect, respond with [Incorrect].
2. **Mathematical Problems:** If the formats differ but the answers are mathematically equivalent, respond with [Correct].
3. **Explicit Options:** If the question provides explicit candidate answers, the output will be considered correct if it clearly indicates the correct option’s code or the correct option’s content.
4. **No Explicit Options:** If the question does not provide explicit options, the output must align with the correct answer in content and meaning to be considered [Correct].

Question: {problem}, Output sentence: {given_answer}, Correct answer: {ground_truth}, Judgment:

D.1 Training Set and Test Set

For physics problems, we construct equivalent versions of questions with the same answers from GPQA-Physics to build our training and test sets. To ensure that the evaluated models also demonstrate generalization capability on physics-related tasks, we further include mathematical problems from MATH-500. The detailed construction process is as follows.

To prevent data leakage, we select some data from the high school difficulty level of our own test set to build the test set for xVerify-Physics. First, we use GPT-4o to filter questions in the dataset that match the error cases. GPT-4o then distills incorrect answers based on the original answer and equivalent correct answers, which undergo human review. We also include math questions, using MATH-500 to distill incorrect and correct answers in the same manner. Note that we do not use the original questions during application, only the distilled answers. And a single question can be distilled into five questions.

We provide an overview of the data sources and construction of the training and test sets for training xVerify-Physics. Tab. 10 details the data sources for the training and test sets across different categories. We sampled 60 questions from GPQA-Physics and 45 questions from MATH-500 as the basis for the training set. For the test set, we selected 135 questions from PHYSICS-HighSchool and 120 questions from MATH-500. Tab. 11 summarizes the construction of the training and test sets, classified by correct and incorrect responses to physics and math problems. *Incorrect* and *Correct* refer to the equivalence matching settings in the process of constructing equivalent answers for the questions. Specifically, we set the answer pairs that need to be judged as not equivalent (Incorrect) or equivalent (Correct) during the matching process.

Table 10: Training and Test Set Data Source.

Category	Training	Test
GPQA-Physics	60	0
PHYSICS-Highschool	0	135
MATH-500	45	120

Table 11: Training and Test Set Construction.

Category	Training Set	Test Set
Physics Incorrect	274	544
Physics Correct	238	624
Math Incorrect	184	522
Math Correct	222	548
Overall	918	2238

D.2 Prompt for Data Distilling

We used GPT-4o for data distillation. By inputting questions and their original answers, we required the model to output answers aligned with our error cases, specifically related to unit conversion and numerical simplification. Two versions of prompts were used to generate correct answers and incorrect answers, respectively.

Generate Correct Answers

You are required to provide different equivalent forms of the standard answer for the following physics problem, focusing on fraction simplification and unit conversion to express the answer in varied representations.

Problem: [Insert physics problem here]

Answer: [Insert standard answer here]

Example 1:

Problem: In an experiment, the wavelength of light is measured using single-slit diffraction. The slit width is $a = 0.2$ mm, the distance from the slit to the screen is $L = 1.5$ m, and the distance from the first dark fringe to the central bright fringe on the screen is $x = 4.5$ mm. Find the wavelength of light λ .

Answer: $\frac{3}{5} \times 10^{-6}$

Output:

```
{
  "answer1": "600 \\text{nm}",
  "answer2": "600",
  "answer3": "0.6",
  "answer4": "6 \\times 10^{-5} \\text{cm}",
  "answer5": "6 \\times 10^{-4} \\text{mm}"
}
```

Example 2:

Problem: While studying thermodynamics, a certain ideal gas expands from a volume of $V_1 = 2$ L to $V_2 = 6$ L during an isothermal process, with the work done by the surroundings on the gas being $W = 1000$ J. Given that the gas temperature remains constant, find the gas pressure P (based on the initial pressure, assuming the relationship between initial pressure and volume satisfies the ideal gas equation of state).

Answer: $\frac{10^6}{2 \ln 3}$

Output:

```
{
  "answer1": "455.1",
  "answer2": "\\frac{5 \\times 10^5}{\\ln 3}",
  "answer3": "455199.4",
  "answer4": "455.1 \\text{kPa}"
}
```

Please note:

1. You need to provide 3 to 6 different standard forms of the answer.
2. Each different form must be equivalent to the standard answer, i.e., it should still be a correct and valid answer.
3. You may use LaTeX, scientific notation, or other standard mathematical expressions.
4. Please follow the JSON format below for the output:

```
{
  "answer1": "xxx",
  "answer2": "xxx",
  "answer3": "xxx",
  ...
}
```

Generate Incorrect Answers

You are required to provide different forms of the standard answer for the following physics problem, focusing on fraction simplification and unit conversion. However, the answers must be completely incorrect in terms of fraction simplification and unit conversion, resulting in values and units that are entirely wrong and not equivalent to the standard answer.

Problem: problem

Answer: answer

Example 1:

Problem: In an experiment, the wavelength of light is measured using single-slit diffraction. The slit width is $a = 0.2$ mm, the distance from the slit to the screen is $L = 1.5$ m, and the distance from the first dark fringe to the central bright fringe on the screen is $x = 4.5$ mm. Find the wavelength of light λ .

Answer: $\frac{3}{5} \times 10^{-6}$

Output:

```
{
  "answer1": "12 \\\, \\\text{kg}",
  "answer2": "0.3 \\\, \\\text{J}",
  "answer3": "45 \\\, \\\text{s}",
  "answer4": "7",
  "answer5": "9 \\\times 10^2 \\\, \\\text{Pa}",
  "answer6": "0.002 \\\, \\\text{mol}"
}
```

Example 2:

Problem: While studying thermodynamics, a certain ideal gas expands from a volume of $V_1 = 2$ L to $V_2 = 6$ L during an isothermal process, with the work done by the surroundings on the gas being $W = 1000$ J. Given that the gas temperature remains constant, find the gas pressure P (based on the initial pressure, assuming the relationship between initial pressure and volume satisfies the ideal gas equation of state).

Answer: $\frac{10^6}{2 \ln 3}$

Output:

```
{
  "answer1": "500 \\\, \\\text{m}",
  "answer2": "2 \\\times 10^{-3} \\\, \\\text{kg}",
  "answer3": "1000 \\\, \\\text{s}",
  "answer4": "0.8 \\\, \\\text{mol}",
  "answer5": "300 \\\, \\\text{W}"
}
```

Please note:

1. You need to provide 3 to 6 different standard forms of the answer.
2. Each form must be completely incorrect, using wrong units and values that are not equivalent to the standard answer in any way.
3. You may use LaTeX, scientific notation, or other standard mathematical expressions.
4. Please follow the JSON format below for the output:

```
{
  "answer1": "xxx",
  "answer2": "xxx",
  "answer3": "xxx",
  ...
}
```

D.3 Physics-xVerify Training Setting

Table 12 shows the parameters used during SFT. We choose xVerify-8B-I as the base model.

Table 12: Experimental Parameters for xVerify-Physics SFT

Parameter	Value
<i>Model Arguments</i>	
Model Name	xVerify-8B-I
Attention Implementation	flash_attention_2
<i>SFT Trainer Configuration</i>	
Use LoRA	True
LoRA Target Modules	all-linear
LoRA Rank	16
LoRA Alpha	32
LoRA Dropout	0.05
BF16	True
Gradient Checkpointing	False
Learning Rate	5×10^{-5}
LR Scheduler Type	cosine_with_min_lr
Minimum LR Rate	0.1
Packing	False
Maximum Sequence Length	1024
Maximum Steps	-1
Number of Training Epochs	2
Gradient Accumulation Steps	4
Per Device Train Batch Size	2
Per Device Eval Batch Size	2
GPUs Per Node	2
Number of Nodes	1
Seed	42
Use Liger Kernel	True
Warmup Ratio	0.02

D.4 Misjudgement Cases in Evaluation

For Case 1, it is the only one incorrect case misjudged as correct in section 3.3, with all others being correct.

For Case 2 and Case 3, our analysis found that these two question types are prone to misjudgement, which overlaps with the error-prone question types identified in Section 3.3 but also presents new forms. This indicates that addressing error-prone question types requires a more diverse training set to further improve evaluation accuracy.

Case 1: Only one incorrect instance was mistakenly judged as correct

Question: The absorption coefficient of a uniform medium is $\alpha = 0.32 \text{ cm}^{-1}$. Find the thickness of the medium when the transmitted light intensity is 0.5 times the incident light intensity.

Ground Truth: 2.1661, cm

Model Output: 1.5, A

Human Annotation: Incorrect

xVerify-Physics: Correct

Case 2: Multi-answer question + Numerical Simplification

Question: The equilibrium positions of particles A and B in a uniform medium are on the x -axis, with coordinates $x_A = 0$ and $x_B = 16 \text{ cm}$. A simple harmonic transverse wave propagates in the positive x -direction with a wave speed of $v = 20 \text{ cm/s}$, wavelength greater than 20 cm , amplitude $y_0 = 1 \text{ cm}$, and no attenuation during propagation. At $t = 0$, the displacements of A and B from their equilibrium positions are equal in magnitude and direction, but their directions of motion are opposite. Thereafter, every $\Delta t = 0.6 \text{ s}$, their displacements from equilibrium are equal in magnitude and direction. It is known that at time t_1 ($t_1 > 0$), particle A is at a wave crest. Find: (1) Starting from t_1 , the minimum time required for particle B to be at a wave crest; (2) The displacement of particle B from its equilibrium position at time t_1 .

Ground Truth: 0.8, s, -0.5, cm

Model Output: 4/5, -1/2

Human Annotation: Correct

XVerify-Physics: Incorrect

Case 3: Multi-choice question + Unit Conversion

Question: The photon emitted from the transition between the two hyperfine energy levels of the ground state of a cesium atom has a stable frequency. The energy difference between the two levels used in a cesium atomic clock is on the order of 10^{-5} eV . The frequency of the photon emitted from the transition is on the order of (Planck's constant $h = 6.63 \times 10^{-34} \text{ J} \cdot \text{s}$, elementary charge $e = 1.60 \times 10^{-19} \text{ C}$):
A. 10^3 Hz B. 10^8 Hz C. 10^9 Hz D. 10^{12} Hz

Ground Truth: C

Model Output: 1,000,000 kHz

Human Annotation: Correct

xVerify-Physics: Incorrect

E Details of Training

Table 13 shows the parameters used during training with the PHYSICS training set. All models in the Qwen series use the same parameters, with Qwen2.5-7B-Instruct as an example here.

Table 13: Experimental Parameters for Qwen2.5-7B-Instruct Post Training

Parameter	Value
<i>Model Arguments</i>	
Model Name	Qwen2.5-7B-Instruct
Attention Implementation	flash_attention_2
<i>SFT Trainer Configuration</i>	
BF16	True
Gradient Checkpointing	True
Learning Rate	5×10^{-5}
LR Scheduler Type	cosine_with_min_lr
Minimum LR Rate	0.1
Packing	True
Maximum Sequence Length	16384
Number of Training Epochs	3
Per Device Train Batch Size	4
Per Device Eval Batch Size	4
GPUS Per Node	8
Number of Nodes	1
Seed	42
Use Liger Kernel	True
Warmup Ratio	0.02

F Detailed Analysis

F.1 Language Performance Analysis

Fig. 7 shows that most models perform similarly in English (EN) and Chinese (ZH), with minor variations. o3 (high) achieves the highest accuracies in both languages (58.70% EN, 59.10% ZH), closely followed by DeepSeek-R1 (53.50% EN, 57.40% ZH) and QwQ-32B (53.00% EN, 53.60% ZH), demonstrating their language-agnostic robustness. In contrast, DeepSeek-MOE-16B-Chat (6.70% EN, 5.30% ZH) and Mistral-Nemo-Instruct-2407 (14.20% EN, 11.60% ZH) perform poorly, with particularly low scores in Chinese, suggesting limited multilingual capability. Some models, like DeepSeek-R1-Distill-Llama-8B, show a notable gap (27.50% EN vs. 17.90% ZH), indicating potential weaknesses in processing Chinese inputs. Overall, the close alignment of EN and ZH accuracies for top models suggests that language does not significantly impact performance on physics tasks, likely due to the mathematical nature of the problems. However, weaker models exhibit slightly lower performance in Chinese, possibly due to training data imbalances or linguistic complexities.

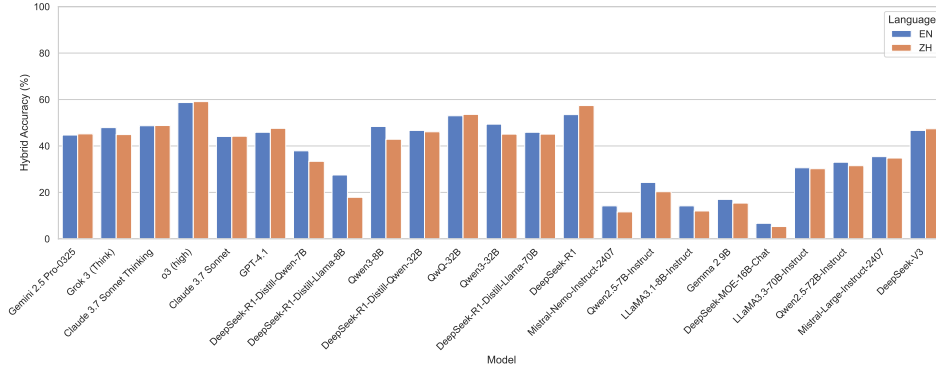


Figure 7: Model Performance by Language

F.2 Subject Performance Analysis

Fig. 8 reveals significant variation in model capabilities across Modern Physics, Mechanics, Electromagnetism, Thermodynamics, and Optics. The model o3 (high) consistently achieves the highest Hybrid Accuracy across all subjects, with standout performances in Electromagnetism (66.75%), Mechanics (62.75%), and Optics (59.75%), indicating its robustness in handling diverse physics problems. DeepSeek-R1 and QwQ-32B also perform strongly, particularly in Mechanics (61.75% and 59.50%) and Electromagnetism (61.00% and 57.25%), positioning them as competitive open-source alternatives. Conversely, DeepSeek-MOE-16B-Chat and Mistral-Nemo-Instruct-2407 exhibit the lowest accuracies, with scores as low as 3.25% and 6.77% in Thermodynamics, highlighting their limitations in complex physics tasks. Thermodynamics appears to be the most challenging subject, with most models scoring lower (e.g., median around 35–40%) compared to Electromagnetism and Mechanics, where top models exceed 60%. This suggests that thermodynamics problems may require more specialized reasoning or knowledge that many models lack.

F.3 Difficulty Level Performance Analysis

Fig. 9 illustrates a clear trend: model performance decreases as difficulty increases from High School (HS) to Undergraduate/Postgraduate Physics (UG/PG Phys). For HS-level problems, o3 (high) and GPT-4.1 tie for the highest accuracy at 87.50%, followed closely by QwQ-32B (85.42%) and DeepSeek-R1 (83.33%), indicating strong performance on foundational physics tasks. However, at the UG/PG Phys level, accuracies drop significantly, with o3 (high) leading at 52.06%, followed by DeepSeek-R1 (49.85%) and QwQ-32B (47.09%). Weaker models like DeepSeek-MOE-16B-Chat (4.71%) and Mistral-Nemo-Instruct-2407 (8.01%) struggle across all levels, particularly at UG/PG Phys, underscoring their inadequacy for modern physics. The High School Olympiad (HSO) and UG Non-Physics levels show moderate performance, with top models like o3 (high) (71.81% HSO,

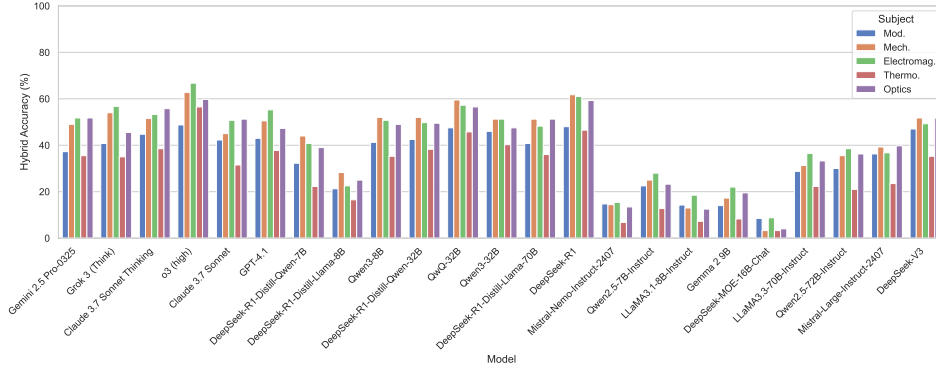


Figure 8: Model Performance by Subject

73.10% UG Non-Phys) maintaining relatively high accuracies, while others, such as DeepSeek-R1-Distill-Llama-8B (29.59% HSO, 34.21% UG Non-Phys), lag. This gradient in performance highlights the increasing complexity of physics problems and the superior reasoning capabilities of top models.

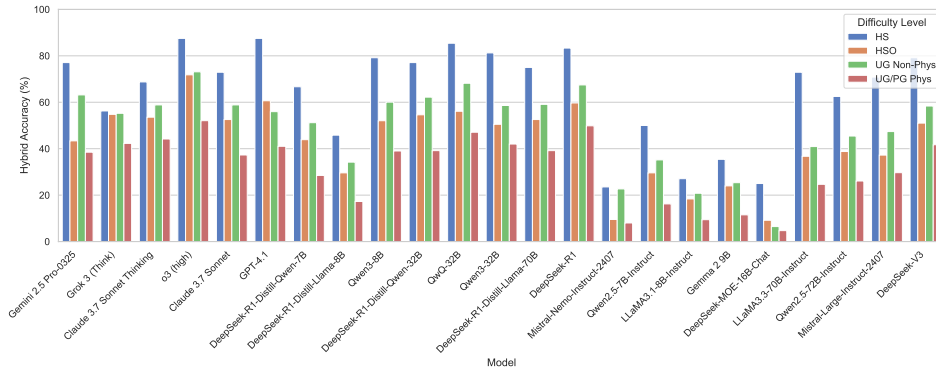


Figure 9: Model Performance by Difficulty Level

G Case Study

G.1 Model Inference

We demonstrate cases of model inference, including the question, solution, and answer from the original data, as well as the test result derived from model inference. The cases are presented in two types: Chinese and English questions.

English Question Inference

id: 2852

question: Which type of particle emits the strongest synchrotron radiation when bending in a magnetic field? (A) Proton (B) μ Meson (C) Electron (D) π Meson.

solution: Solution: From the result of problem 17.10, the energy of synchrotron radiation emitted by a particle during one revolution in a magnetic field is

$$\delta E = \frac{4\pi}{3} \frac{e^2}{\rho} \beta^3 \gamma^4 = \frac{4\pi}{3} \frac{e^2}{\rho} \beta^3 \left(\frac{E}{m} \right)^4$$

where m and e are the mass and charge of the particle, respectively, and ρ is the radius of the trajectory. The smaller the particle's mass, the stronger the synchrotron radiation. Obviously, the answer is (C).

answer: (C)

answer_type: ["MCQ"]

language: en

domain: Advanced Physics

difficulty: Physics UnderGraduate

translate: true

test_result: To determine which type of particle emits the strongest synchrotron radiation when bending in a magnetic field, we need to understand that the intensity of synchrotron radiation is proportional to the square of the charge and inversely proportional to the mass of the particle. The formula for the power radiated per unit solid angle (intensity) due to synchrotron radiation is given by:

$$P = \frac{\epsilon_0 c e^4}{6\pi m^2} \beta^4 \gamma^4 \left(\frac{d\vec{\beta}}{dt} \right)^2$$

where: - e is the elementary charge, - m is the rest mass of the particle, - $\beta = v/c$ (the velocity divided by the speed of light), - $\gamma = 1/\sqrt{1 - \beta^2}$ (the Lorentz factor).

For particles with similar velocities (β and γ values), the key factors affecting the intensity of synchrotron radiation are the charge squared over the mass (e^2/m). Since all these particles have the same charge magnitude $|e|$, we only need to compare their masses.

Here are the approximate masses of the particles involved: - Proton: $m_p \approx 938 \text{ MeV}/c^2$ - Muon (μ meson): $m_\mu \approx 105.7 \text{ MeV}/c^2$ - Electron: $m_e \approx 0.511 \text{ MeV}/c^2$ - Pi meson (π meson): $m_\pi \approx 139.6 \text{ MeV}/c^2$

Given these masses, the electron has the smallest mass among the listed particles. Therefore, it will emit the most intense synchrotron radiation because the ratio e^2/m is largest for the electron. Thus, the correct answer is:

C

Chinese Question Inference

id: 3594

question: 一个半径为 a 的小圆环载有电流 $i = i_0 \cos \omega t$, 此环位于 xy 平面上。计算系统的第一级非零多极矩?

solution: 对小圆环电流, 第一级非零多极是它的磁偶极矩:

$$\mathbf{m} = \pi a^2 i_0 \cos \omega t \mathbf{e}_z$$

answer: $m = \pi a^2 i_0 \cos \omega t e_z$

answer_type: ["Expression"]

language: zh

domain: Electromagnetism

difficulty: Physics UnderGraduate

test_result: 要找到这个环的第一级非磁偶极子 (magnetic dipole moment) 矩, 我们可以使用电磁学中的公式和概念。

给定条件是: 一个小圆环的半径为 a , 载有时间依赖的电流 $i = i_0 \cos(\omega t)$, 且该环位于 xy 平面内。

首先, 我们回顾一下磁偶极矩的基本定义。对于一个闭合回路或线圈, 其磁偶极矩 \mathbf{m} 可以通过以下公式给出:

$$\mathbf{m} = IA\hat{n},$$

其中 I 是流经线圈的电流, A 是线圈所围成的面积, 并且 \hat{n} 是与该面积垂直的方向上的单位向量。

在这个问题中, 由于环在 xy 平面上, 因此它的面积 A 为 πa^2 , 而方向上, 因为环在 xy 平面上, 所以 $\hat{n} = \hat{k}$ (这里假设正 z 轴方向是从纸面向外)。所以磁偶极矩可以表示为:

$$\mathbf{m}(t) = (i_0 \cos(\omega t)) \cdot (\pi a^2) \cdot \hat{k}.$$

即得到:

$$\mathbf{m}(t) = m(t)\hat{k},$$

其中,

$$m(t) = i_0 \pi a^2 \cos(\omega t).$$

值得注意的是, 题目要求第一级非零多极矩, 也就是磁偶极矩, 它已经由上述分析给出。电四极矩等高阶项在此特定条件下不会出现 (或者至少不是“第一”级别的), 因为我们处理的是一个简单的圆形环形导体, 没有更复杂的几何分布导致更高阶的多极矩贡献。

综上所述, 系统的第一级非零多极矩就是上面得出的磁偶极矩, 具体表达式为:

$$\mathbf{m}(t) = i_0 \pi a^2 \cos(\omega t) \hat{k}.$$

G.2 Evaluation Optimization

Cases we mentioned in Section 3.3 now can be judged correctly by Physics-xVerify.

Case 1: Unit Conversion, but the unit is not explicitly specified

Question: In an experiment, the wavelength of light is measured using single-slit diffraction. The slit width is $a = 0.2 \text{ mm}$, the distance from the slit to the screen is $L = 1.5 \text{ m}$, and the distance from the first dark fringe to the central bright fringe on the screen is $x = 4.5 \text{ mm}$. Find the wavelength of light λ .

Ground Truth: $0.6 \times 10^{-6} \text{ m}$

Model Output: 600 nm

Previous Judgement: Incorrect

Physics-xVerify Judgement: Correct

Case 2: Numerical Simplification, but some parameter value is not substituted

Question: An ideal gas undergoes an isothermal process at $T = 300$ K, expanding from $V_1 = 2\omega$ L to $V_2 = 6\omega$ L, where ω is a volume scaling factor. The work done by the surroundings on the gas is $W = 1000\alpha$ J, where α is an energy scaling factor. Due to a modified process, the work done by the gas is $W_{\text{by gas}} = nRT \ln \left(\frac{V_2}{V_1} \right) + \text{Si}(1)$, where $\text{Si}(1) = \int_0^1 \frac{\sin(\theta)}{\theta} d\theta$ and $R = 8.314$ J/(mol·K). Find the initial pressure P_1 using the ideal gas law $PV = nRT$.

Ground Truth: $(10^6 / (2 \ln 3)) \cdot (-1000\alpha - \text{Si}(1)) / \omega$

Model Output: $(-4.557 \cdot 10^8 \alpha) / \omega$, $\text{Si}(1) \approx 0.9461$

Previous Judgement: **Incorrect**

Physics-xVerify Judgement: **Correct**

H Limitations and Future Work

The dataset constructed in this paper currently focuses only on text-based questions, while multi-modal problems are also common in physics-related data. Therefore, we plan to release a multi-modal version of the dataset as the next iteration of PHYSICS. In addition, we will continue to provide reasoning paths of various models on the training set, aiming to further assist models in learning physics knowledge and improving their physical reasoning abilities, thereby pushing the limits of model intelligence of Artificial Intelligence.

I Broader Impacts

We construct the largest-scale, most comprehensive, and high-quality physics dataset, PHYSICS, covering multiple sub-disciplines of physics. This dataset can be used not only for training models to improve their physics-related capabilities but also for evaluating the physical reasoning abilities of current models. In addition, we design a specialized evaluation framework tailored to physics-based problems. We hope that through the dataset and evaluation methodology we provide, we can promote the development of large language models in the field of physics, enabling them to understand and apply physics principles, thereby pushing forward the upper bound of model capabilities and better assisting humans in real-world applications.