

On Symmetric Losses for Robust Policy Optimization with Noisy Preferences

Soichiro Nishimori^{1,2}, Yu-jie Zhang², Thanawat Lodkaew¹, Masashi Sugiyama^{2,1}

¹The University of Tokyo, Japan

²RIKEN AIP, Japan

Abstract

Optimizing policies based on human preferences is the key to aligning language models with human intent. This work focuses on reward modeling, a core component in reinforcement learning from human feedback (RLHF), and offline preference optimization, such as direct preference optimization. Conventional approaches typically assume accurate annotations. However, real-world preference data often contains noise due to human errors or biases. We propose a principled framework for robust policy optimization under noisy preferences based on the view of reward modeling as a classification problem. This viewpoint allows us to leverage symmetric losses, well known for their robustness to the label noise in classification, for reward modeling, which leads to our Symmetric Preference Optimization (SymPO) method, a novel offline preference optimization algorithm. Theoretically, we prove that symmetric losses enable successful policy optimization even with noisy labels, as the resulting reward is rank-preserving—a property we identify as sufficient for policy improvement. Empirical evaluations on a synthetic dataset and real-world language model alignment tasks demonstrate the efficacy of SymPO. The code is available at <https://github.com/nissymori/SymPO>.

1 Introduction

Policy optimization with human preferences aims to train a policy that aligns with human desires, given pairs of actions (a_1, a_2) and annotations indicating which action is preferred ($a_1 \succ a_2$ or $a_1 \prec a_2$) [28, 32, 29]. This paradigm has become increasingly prominent in language model alignment, where the goal is to develop models that behave according to human values, preferences, and instructions.

A central component of this process is reward modeling, which involves learning an underlying reward function from preference data. Reward modeling is the foundation for two major approaches to policy optimization using preference data: Reinforcement Learning from Human Feedback (RLHF) [28] and offline preference optimization [34]. In RLHF, a reward model is first trained and then used to fine-tune the policy via on-policy RL methods. In contrast, offline preference optimization directly learns the policy from the collected preference data based on a reward modeling objective, as exemplified by Direct Preference Optimization (DPO) [29].

Most existing methods assume that preference labels are accurate. However, real-world preference data often suffer from noise due to annotation errors or systematic biases [16]. This issue has garnered particular attention in offline preference optimization [16, 9, 20, 37, 15]. These methods either require the prior knowledge of the noise rate [9] or entail additional hyperparameters [20, 37] to be tuned. Furthermore, they assume *symmetric noise* [35], where the preferences will flip with equal probability for $a_1 \succ a_2$ and $a_1 \prec a_2$. However, preference noise is often *asymmetric* in practice. For instance, an annotator may systematically favor responses from GPT-4 [1] over those from GPT-3 [6] regardless of quality, introducing one-sided bias.

In this paper, we propose a general framework for learning reward models from noisy preferences, grounded in the perspective of binary classification. Viewing reward modeling as a *risk minimization* in binary classification provides both methodological and theoretical benefits.

Methodologically, this classification viewpoint provides a principled way to handle asymmetric noise and enables the development of a robust objective function for reward modeling. Specifically, it makes an inherent structure in preference data explicit: swapping the positions of input pairs flips the label. Leveraging this, we show that asymmetric and symmetric noise are equivalent in reward modeling (Sec. 3.1). For robust reward modeling, we then employ *symmetric losses*, $\ell : \mathbb{R} \rightarrow \mathbb{R}$, that satisfy so called the symmetric condition: $\ell(z) + \ell(-z) = K$ for some constant K as shown in Fig. 1 (Sec. 3.2). Symmetric losses are proven to be robust against the symmetric label noise in binary classification settings [35, 7], and we extend this result to show their robustness to the general asymmetric noise in reward modeling. This gives rise to our method: **Symmetric Preference Optimization (SymPO)**, a novel offline preference optimization algorithm based on the symmetric loss.

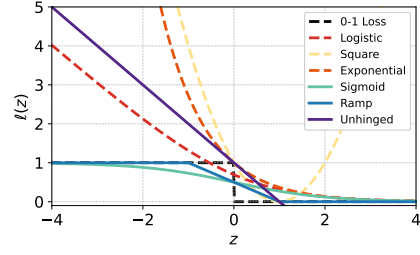


Figure 1: The symmetric losses are plotted with a solid line, while the 0 – 1 loss and convex losses with a dashed line.

In our theoretical analysis, we uncover a connection between a property of loss functions in binary classification and the success of policy optimization. We first pinpoint a sufficient condition of the reward for policy improvement in policy optimization: *rank preservation* meaning that actions’ ordering matches the true underlying reward function (Sec. 4.1). Next, we prove that minimizing the risk with *classification-calibrated losses* [4] leads to rank preservation, showing that a broad class of loss functions—including symmetric ones—are appropriate for policy optimization. By combining the robustness of symmetric losses with this policy improvement guarantee, we provide theoretical justification for our method, SymPO (Sec. 4.2).

Finally, we validate our approach through two experiments: a synthetic setup based on MNIST and language model alignment tasks. In the MNIST setting, we evaluate the robustness of symmetric losses for reward modeling. The language model alignment experiment shows that SymPO facilitates robust policy improvement with noisy preference data.

Related Work. Research on noise-robust preference optimization has been extensive. [9] proposed Robust DPO (rDPO), which adapts noisy label learning techniques [27] used in statistical machine learning to construct an unbiased loss from noisy preference data, given prior knowledge of the noise rate. [37] categorized noise in preference data as pointwise and pairwise and proposed Distributionally Robust DPO (DrDPO), which applies distributionally robust optimization [13] to address these types of noise. [20] introduced Robust Preference Optimization (ROPO), which combines noisy sample filtering, rejection sampling, and sigmoid-based regularization processes. Unlike these works, we address general asymmetric noise and prove its equivalence to symmetric noise in risk minimization. Furthermore, our method, SymPO, achieves robustness with theoretical guarantees for policy improvement while maintaining methodological simplicity. While prior work [34] also framed reward modeling as a binary classification task, it focused on convex losses, such as logistic, exponential, and squared losses (see Fig. 1). In contrast, we explore non-convex symmetric losses for their robustness to noisy labels. Please refer to App. A for a complete list of related works.

Contributions. The main contributions of this paper are as follows: 1) We leverage the binary classification perspective of reward modeling to prove the equivalence between asymmetric and symmetric noise, and we propose a new offline preference optimization method, SymPO, that exploits the robustness of symmetric losses. 2) We bridge the gap between classification theory and policy optimization by proving that classification-calibrated losses yield policy improvement, thereby supporting the use of symmetric losses in policy optimization. 3) We validate the robustness of the symmetric losses in reward modeling and policy optimization through experiments.

2 Preliminaries

Sec. 2.1 establishes reward modeling as the grounding concept for policy optimization from the human preferences. We explain the conventional way to learn reward function from human preferences based on the Bradley-Terry (BT) model, and demonstrate how it supports two major policy optimization paradigms: RLHF and offline preference optimization. Sec. 2.2 then casts reward modeling as the binary classification, preparing our approach to deal with noisy preferences.

2.1 Reward Modeling and Policy Optimization

In reward modeling with the Bradley-Terry (BT) model [5], we assume for a pair of actions $(a_1, a_2) \in \mathcal{A} \times \mathcal{A}$ ($\mathcal{A} \subset \mathbb{R}^d$ and $|\mathcal{A}| < \infty$), the preference $a_1 \succ a_2$ is given by

$$p(a_1 \succ a_2) = \sigma(r_{\text{true}}(a_1) - r_{\text{true}}(a_2)), \quad (1)$$

where $r_{\text{true}} : \mathcal{A} \rightarrow \mathbb{R}$ is an underlying reward function and σ is the sigmoid function.

Reward Modeling. Based on the BT model, given preference data in the form of $\mathcal{D} = \{(a_1^i \succ a_2^i)\}_{i=1}^n$, we train the reward model $r : \mathcal{A} \rightarrow \mathbb{R}$ by minimizing the following objective:

$$\mathcal{L}(r) = -\mathbb{E}_{(a_1, a_2) \sim \mathcal{D}} [\log \sigma(r(a_1) - r(a_2))], \quad (2)$$

where $\mathbb{E}_{(a_1, a_2) \sim \mathcal{D}} [\cdot]$ is the empirical average over the preference dataset \mathcal{D} . As explained subsequently, reward modeling plays a central role in two primary policy optimization approaches.

Reinforcement Learning from Human Feedback (RLHF). In RLHF [28], we first train a reward function via Eq. (2). Then, we optimize a policy $\pi : \mathcal{A} \rightarrow [0, 1]$ based on the Kullback-Leibler (KL) regularized reward maximization problem as ¹

$$\max_{\pi} \mathbb{E}_{a \sim \pi} [r(a)] - \beta \text{KL}(\pi, \pi_{\text{ref}}), \quad (3)$$

where π_{ref} is a reference policy, $\beta > 0$ is the temperature parameter controlling the strength of the regularization term, and $\text{KL}(p, q)$ is the KL divergence of p from q . We optimize the policy using an on-policy RL algorithm such as PPO [28, 31].

Offline Preference Optimization. Recently, DPO [29] was proposed to directly optimize the policy without the need for explicit reward modeling. They leveraged an analytical solution of the Eq. (3) to construct an *implicit reward* denoted as

$$r_{\text{imp}}^{\pi}(a) := \beta \log \frac{\pi(a)}{\pi_{\text{ref}}(a)}. \quad (4)$$

Then, by assigning it into the reward in Eq. (2), we have the policy optimization objective as

$$\mathcal{L}(\pi) := \mathcal{L}(r_{\text{imp}}^{\pi}) = -\mathbb{E}_{(a_1, a_2) \sim \mathcal{D}} \left[\log \sigma \left(\beta \log \frac{\pi(a_1)}{\pi_{\text{ref}}(a_1)} - \beta \log \frac{\pi(a_2)}{\pi_{\text{ref}}(a_2)} \right) \right]. \quad (5)$$

Reward modeling lies at the heart of both RLHF and offline preference optimization, serving as a key mechanism in the former and an objective driver in the latter. Therefore, we center our study on reward modeling as the foundation of policy optimization from human preferences.

2.2 Reward Modeling as Binary Classification

This section shows that the reward modeling problem can be cast as a binary classification task, enabling the use of diverse loss functions. For an input $(a_1, a_2) \in \mathcal{A} \times \mathcal{A}$, we define the label as $y = +1$ if $a_1 \succ a_2$, and $y = -1$ if $a_1 \prec a_2$ ². Let $p(a_1, a_2, y)$ be the joint density of input and label, $p(a_1, a_2)$ be the marginal density of input, and $p(y = +1) = \pi_p$ be the positive class prior. We

¹In conventional RLHF, the reward and policy takes some states, or prompts as the input, which we omit for brevity.

²We do not consider the case of tie $a_1 \sim a_2$ following the previous studies [34, 29, 41, 2]

emphasize a straightforward property of this labeling scheme: for any (a_1, a_2) if we flip the position of a_1 and a_2 , the label is flipped, e.g., if the label y of (a_1, a_2) is $+1 \iff a_1 \succ a_2$, then, the label of flipped input (a_2, a_1) is -1 . It plays a crucial role in handling the preference noise in Sec. 3.

Let $g : \mathcal{A} \times \mathcal{A} \rightarrow \mathbb{R}$ be the scoring function and $\ell : \mathbb{R} \rightarrow \mathbb{R}$ be the loss function. We optimize g to minimize the ℓ -risk defined as

$$R_\ell(g) := \mathbb{E}_{a_1, a_2, y}[\ell(yg(a_1, a_2))],$$

where $\mathbb{E}_{a_1, a_2, y}[\cdot]$ is the expectation over $p(a_1, a_2, y)$. In this study, we constrain $g(a_1, a_2)$ to have the form of $g(a_1, a_2) = r(a_1) - r(a_2)$ for some function $r : \mathcal{A} \rightarrow \mathbb{R}$. Then, the ℓ -risk for reward modeling we consider can be expressed as

$$R_\ell(r) := \mathbb{E}_{a_1, a_2, y}[\ell(y(r(a_1) - r(a_2)))]. \quad (6)$$

We define the optimal ℓ -risk as $R_\ell^* := \inf_r R_\ell(r)$, where infimum is taken over all measurable functions. As discussed in [34], this formulation is natural generalization of the reward modeling objective defined in Eq. (2), because having $\ell(z) = \log(1 + e^{-z})$ (logistic loss) in Eq. (6) recovers the objective. Just as in Sec. 2.1, we can construct the offline preference optimization objective by putting r_{imp}^π into $R_\ell(r)$.

3 Noisy Preference Label and Symmetric Loss

In this section, based on the binary classification framework in Sec. 2.2, we introduce an asymmetric noise model for preference labels and prove its equivalence to a symmetric noise model (Sec. 3.1). We then demonstrate the robustness of symmetric losses to the asymmetric noise in reward modeling and develop a corresponding preference optimization algorithm (Sec. 3.2).

3.1 Noise Model on Preference Label

We investigate the noisy preference label from the perspective of binary classification. Suppose we are given a dataset $\mathcal{D} = \{(a_1^i, a_2^i, \tilde{y}_i)\}_{i=1}^n$, where $\tilde{y}_i \in \{-1, +1\}$ is the noisy preference label. We assume the noise model as

$$p(\tilde{y} = -1 | y = +1) = \varepsilon_p, \quad p(\tilde{y} = +1 | y = -1) = \varepsilon_n, \quad (7)$$

where $\varepsilon_p, \varepsilon_n \in [0, 0.5)$ are the error rates. ROPO [20] and rDPO [9] assume symmetric noise, where $\varepsilon_p = \varepsilon_n$ [35]. In contrast, our asymmetric noise model accounts for more realistic scenarios, such as systematically corrupted labels. For example, when noisy labels are consistently flipped to either $+1$ or -1 , the noise becomes fully asymmetric. For instance, $p(\tilde{y} = -1 | y = +1) = 0, p(\tilde{y} = +1 | y = -1) = 1$, which can occur when an annotator consistently prefers outputs from a particular model (e.g., GPT-4 over GPT-3.5), irrespective of actual quality. However, we can show that the risk with asymmetric noise is equivalent to that with symmetric noise by leveraging the flipping property of the preference label in Sec. 2.2.

Lemma 1 (Equivalence of asymmetric and symmetric noise (Informal)). For any scoring function $g : \mathcal{A} \times \mathcal{A} \rightarrow \mathbb{R}$ such that satisfies $g(a_1, a_2) = -g(a_2, a_1)$, the risk for g with the noise model in Eq. (7) is equivalent to that with symmetric noise for error rate $\pi_p \varepsilon_p + (1 - \pi_p) \varepsilon_n$ with $p(y = +1) = 1/2$.

The intuition behind this lemma is that if the scoring function g is symmetric, i.e., $g(a_1, a_2) = -g(a_2, a_1)$, then flipping the actions a_1 and a_2 does not change the value of the scoring function. If we consider randomly flipping all the actions with probability $1/2$ (we refer to this as *random flipping*), the class prior and error rates transform as described in the lemma. We illustrate this process in Fig. 2. The formal proof is provided in App. C.1. While prior work [20] also briefly mentioned this equivalence, we give a rigorous proof with the condition prerequisite for the equivalence and the exact error rates of the symmetric noise model that is equivalent, in terms of the risk, to the original asymmetric noise model.

3.2 The Power of Symmetric Loss

The symmetric loss is a class of loss functions that have the property of $\ell(z) + \ell(-z) = K$, such as the sigmoid loss, unhinged loss, and ramp loss [7]. We define the ℓ -risk with the noisy label \tilde{y} similar to Eq. (6) as

$$\tilde{R}_\ell(r) := \mathbb{E}_{a_1, a_2, \tilde{y}}[\ell(\tilde{y}(r(a_1) - r(a_2)))], \quad (8)$$

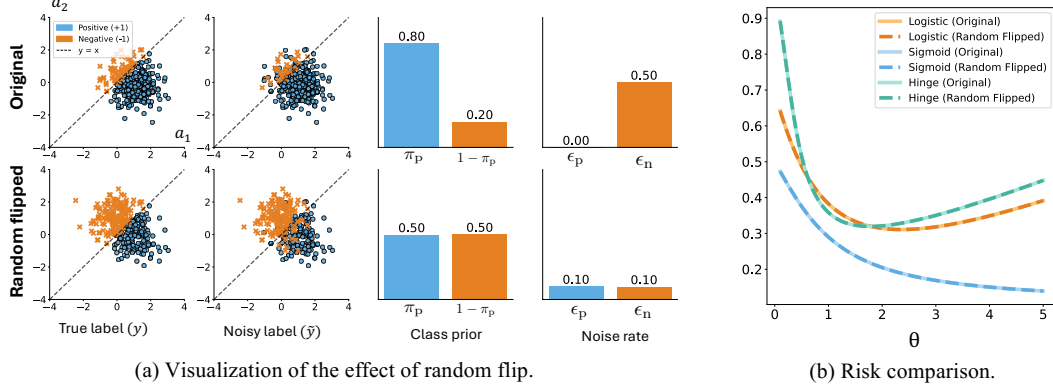


Figure 2: We sample action pairs (a_1, a_2) from a 2D Gaussian and assign preference labels using $y = \text{sign}(a_1 - a_2)$. The class prior π_p of the original data is 0.8. Asymmetric label noise is introduced with $\epsilon_p = 0.0$ and $\epsilon_n = 0.5$, producing noisy labels \tilde{y} . Figure (a) shows the action pairs before and after random flipping, along with class priors and noise rates. After noise is applied, the class prior becomes 0.5 and the overall error rate is $\pi_p \epsilon_p + (1 - \pi_p) \epsilon_n = 0.1$. Figure (b) plots the empirical risk across different loss functions under noisy labels, revealing that the risk remains unchanged after random flipping. The loss is calculated as $\ell(y\theta(a_1 - a_2))$, with θ on the x -axis.

where $\mathbb{E}_{a_1, a_2, \tilde{y}}[\cdot]$ is the expectation over the joint density over the input and noisy labels derived from $p(a_1, a_2, y)$ and the noise model defined in Eq. (7). Since the scoring function constructed by reward, $r(a_1) - r(a_2)$, satisfies $g(a_1, a_2) = -g(a_2, a_1)$, from Lemma 1, we have the following proposition.

Proposition 1 (Robust reward modeling under asymmetric noise). If the noisy labels are generated by the noise model in Eq. (7), for a symmetric loss ℓ_{sym} and any reward function r, r' , we have

$$\tilde{R}_{\ell_{\text{sym}}}(r) > \tilde{R}_{\ell_{\text{sym}}}(r') \iff R_{\ell_{\text{sym}}}(r) > R_{\ell_{\text{sym}}}(r'). \quad (9)$$

This proposition guarantees that the risk minimizer with the asymmetric noise model is equivalent to that with the clean labels in reward modeling. The proof of this proposition is based on [35] and in App. C.1. Therefore, minimizing the risk with a symmetric loss provides a principled and theoretically justified solution for reward modeling under asymmetric noise. Furthermore, we can construct an offline policy optimization objective for noisy preference data as

$$\mathcal{L}_{\text{symPO}}(\pi) := \mathbb{E}_{a_1, a_2, \tilde{y}} \left[\ell_{\text{sym}} \left(\tilde{y} \left(\beta \log \frac{\pi(a_1)}{\pi_{\text{ref}}(a_1)} - \beta \log \frac{\pi(a_2)}{\pi_{\text{ref}}(a_2)} \right) \right) \right], \quad (10)$$

which we call **Symmetric Preference Optimization (SymPO)**.

4 Theoretical Analysis

In Sec. 3, we have shown the robustness of symmetric losses to the noisy preference label in reward modeling. In this section, we further guarantee the effectiveness of symmetric losses in policy optimization. Our ultimate goal is to fine-tune the policy π to improve over the reference policy π_{ref} for some underlying true reward r_{true} . We formalize this goal as follows:

Definition 1 (Policy improvement). We say that the policy π improves over the reference policy π_{ref} in terms of the true underlying reward r_{true} if

$$\mathbb{E}_{a \sim \pi} [r_{\text{true}}(a)] > \mathbb{E}_{a \sim \pi_{\text{ref}}} [r_{\text{true}}(a)]. \quad (11)$$

Sec. 4.1 introduces the notion of a *rank-preserving reward* and shows that it is a sufficient condition for the policy improvement in both RLHF and offline preference optimization. Then, Sec. 4.2 shows the connection between the rank-preservingness and the classification-calibrated losses, which includes all common symmetric losses. This result provides theoretical support for using symmetric losses in policy optimization, thereby reinforcing the validity of our approach, SymPO. Furthermore, we explore the loss functions that can exactly recover the reward function in Sec 4.3.

Assumptions. We introduce the assumptions used in the theoretical analyses.

Assumption 1 (Preference is consistent with the true reward). $2p(a_1 \succ a_2) > 1 \iff r_{\text{true}}(a_1) > r_{\text{true}}(a_2)$ for the true reward r_{true} .

Assumption 2 (Coverage of the probability distribution). For the marginal density $p(a_1, a_2)$ of the input space, we have $p(a_1, a_2) > 0$ for all $(a_1, a_2) \in \mathcal{A} \times \mathcal{A}$.

Assumption 3 (Room for policy improvement). For at least two actions $a_1, a_2 \in \mathcal{A}$, $r_{\text{true}}(a_1) \neq r_{\text{true}}(a_2)$ and $\pi_{\text{ref}}(a) > 0$ for all $a \in \mathcal{A}$.

The first assumption links the probability of a pairwise preference label to the true underlying reward. It is satisfied in the conventional preference model, e.g., the BT model in Eq. (1). The second assumption ensures that properties that hold in expectation also hold at all points in the input space. The third assumption guarantees the possibility of learning a better policy by assuming not all actions are equally good, and that the reference is not optimal, and covers the entire action space.

4.1 Rank-Preserving Reward and Policy Improvement

We introduce the notion of a *rank-preserving reward* as follows:

Definition 2 (Rank-preserving reward). A reward r is said to be *rank-preserving* w.r.t. another reward r' if, for every pair of actions $(a_1, a_2) \in \mathcal{A} \times \mathcal{A}$, the ordering of their reward values is identical:

$$r'(a_1) > r'(a_2) \implies r(a_1) > r(a_2) \quad \forall (a_1, a_2) \in \mathcal{A} \times \mathcal{A}.$$

Now, we show that the rank-preservingness of the reward w.r.t. the true reward is a sufficient condition for policy improvement in two types of policy learning regimes.

We define the optimal policy of the RLHF problem in Eq. (3) w.r.t. a reward function r and a reference policy π_{ref} as $\pi_r^* = \arg \max_{\pi} \mathbb{E}_{a \sim \pi} [r(a)] - \beta \text{KL}(\pi, \pi_{\text{ref}})$ for $\beta > 0$. The analytical form of the optimal policy is known [29]. Therefore, the argmax is well-defined.

Theorem 1 (Policy improvement in RLHF). With Assumption 3, for any reward that is rank-preserving w.r.t. r_{true} , the policy improvement holds for the optimal policy over π_{ref} under r_{true} .

The proof of this theorem is in App. C.2. This result implies that a reward function need not precisely match r_{true} ; it is sufficient to preserve the relative order of actions to achieve higher expected returns than the reference policy.

Remark 1 (Policy improvement in offline preference optimization). In offline preference optimization, we have the relationship between our optimizing policy π and the implicit reward as $r_{\text{imp}}^{\pi}(a) = \beta \log \frac{\pi(a)}{\pi_{\text{ref}}(a)}$. Therefore, it is straightforward to see that if the implicit reward r_{imp}^{π} is rank-preserving w.r.t. r_{true} , the policy improvement holds, because it simply translates that the policy allocate the larger probability mass for the actions with higher reward compared with the reference policy. We provide the proof in App. C.3 for completeness.

4.2 Connection between Loss Function and Rank-Preserving Reward

In this subsection, we support the usage of symmetric losses in policy optimization by showing the connection between the rank-preservingness and the classification-calibrated losses, which include diverse loss functions such as the sigmoid, ramp, and unhinged losses.

Classification-calibrated loss. We invoke the concept of classification-calibrated loss [4] in binary classification and connect it to the rank-preserving reward. The classification calibration is known to be the minimal requirement for the loss function in binary classification [4]. For the precise definition of the classification-calibrated loss, see App. C.4. To make the discussion clear, we assume that there exists the exact risk minimizer r^* , such that $R_{\ell}(r^*) = R_{\ell}^*$ ³. Here, we show that if a loss ℓ is classification-calibrated, the minimizer of the ℓ -risk is rank-preserving as follows:

Theorem 2 (A classification-calibrated loss induces a rank-preserving reward). With Assumptions 1 and 2, if the loss function ℓ is classification-calibrated, then the minimizer of the ℓ -risk, $r^* = \arg \min_r R_{\ell}(r)$, is rank-preserving concerning the true reward.

³If there is no exact minimizer, the same results hold for the sequences r_1, r_2, \dots that satisfy $R_{\ell}(r_i) \rightarrow R_{\ell}^*$ as $i \rightarrow \infty$ as shown in App. C.4.

Table 1: The properties of the loss functions.

Loss	Function	Convex	Symmetric	CPE
Logistic	$\ell(z) = \log(1 + e^{-z})$	Yes	No	Yes
Hinge	$\ell(z) = \max(0, 1 - z)$	Yes	No	No
Squared	$\ell(z) = (z - 1)^2$	Yes	No	Yes
Exponential	$\ell(z) = e^{-z}$	Yes	No	Yes
Sigmoid	$\ell(z) = (1 + e^z)^{-1}$	No	Yes	No
Unhinged	$\ell(z) = 1 - z$	Yes	Yes	No
Ramp	$\ell(z) = \max(0, \min(1, 1/2 - 1/2z))$	No	Yes	No

Combined with the discussion in Sec. 4.1, we can see that the risk minimizer for the diverse classification-calibrated loss functions induces the policy improvement, making them effective for fine-tuning. This result bridges the minimal requirement for binary classification (classification calibration) with the fundamental goal in policy optimization (policy improvement), thereby reinforcing the solid connection between the two fields. Since all commonly used symmetric losses are known to be classification-calibrated [7], and Proposition 1 confirms that the risk minimizer are invariant under noisy preferences, we conclude with a provable guarantee for *robust policy improvement by symmetric losses*, which is the primary focus of this theoretical analysis.

Corollary 1 (Robust policy improvement by symmetric losses). With Assumptions 1, 2, and 3, if ℓ_{sym} is symmetric, and the noise is generated following the noise model in Eq (7), the policy improvement holds for

1. $\operatorname{argmax}_{\pi} \mathbb{E}_{a \sim \pi} [r^*(a)] - \beta \text{KL}(\pi, \pi_{\text{ref}})$, where $r^* = \operatorname{argmin}_r \tilde{R}_{\ell_{\text{sym}}}(r)$ (RLHF),
2. $\operatorname{argmin}_{\pi} \tilde{R}_{\ell_{\text{sym}}}(r_{\text{imp}}^{\pi})$, where $r_{\text{imp}}^{\pi}(a) = \beta \log \frac{\pi(a)}{\pi_{\text{ref}}(a)}$ (offline preference optimization).

This corollary supports SymPO for the policy optimization with noisy preferences.

Proof Sketch on Theorem 2. We provide a proof sketch to explain how the classification-calibrated loss induces the rank-preserving reward. For the precise definition of the classification-calibrated loss and the complete proof of the theorem, see App. C.4. The classification-calibrated loss guarantees that the minimizer of the ℓ -risk, $r^* = \operatorname{argmin}_r R_{\ell}(r)$, is consistent with the Bayes classifier, $\operatorname{sign}(2p(y = +1|a_1, a_2) - 1)$, as

$$\operatorname{sign}(2p(y = +1|a_1, a_2) - 1) = \operatorname{sign}(r^*(a_1) - r^*(a_2)).$$

Here we define $\operatorname{sign}(0) := +1$, following the convention. In reward modeling, we have $p(y = +1|a_1, a_2) = p(a_1 \succ a_2)$ by the definition of labels and from Assumption 1, we have

$$\operatorname{sign}(2p(y = +1|a_1, a_2) - 1) = \operatorname{sign}(r_{\text{true}}(a_1) - r_{\text{true}}(a_2)),$$

which proves that the minimizer of the ℓ -risk, r^* , is rank-preserving w.r.t. the true reward (QED).

4.3 Class Probability Estimation and Exact Reward Recovery

Although classification-calibrated losses guarantee the correct *ranking* of the risk minimizer concerning the true reward, one may still inquire whether the exact reward values can be recovered. To address this, we introduce the notion of *class probability estimation* (CPE) losses, whose minimizer recovers the precise posterior probability $p(y = +1|a_1, a_2) = p(a_1 \succ a_2)$ [24, 19]. As can be seen, if we know the relationship between the class probability and the reward, e.g., in the BT model, we can recover the exact reward. Some convex losses—such as the logistic and squared losses—are CPE losses, thus facilitating exact reward recovery. By contrast, *all symmetric losses are non-CPE*, as shown in [7]. Consequently, while symmetric losses do not yield exact reward magnitudes, they preserve the action ranking. See App. C.5 for more details on CPE losses. For an overview of the properties of the losses, see Table 1.

5 Experiment

In this section, we demonstrate the effectiveness of symmetric losses for learning from noisy preference data. First, we verify the robustness of symmetric losses against noisy preference data in reward modeling using synthetic data. Then, using language model alignment tasks, we confirm robust policy improvement with symmetric losses in policy optimization to support the claims discussed in Sec. 4.

5.1 MNIST Preference Data

Dataset. MNIST Preference dataset is a synthetic preference dataset where the input is a pair of MNIST images, as shown in Fig. 3. The label is generated following the BT model, where the images’ digits determine the rewards. We generated 10,000 pairs of images for training and 1,000 pairs for testing. To evaluate the effectiveness of the symmetric loss, we prepared the following symmetric noise: $\varepsilon \in \{0.0, 0.1, 0.2, 0.3, 0.4\}$. We injected the noise by randomly flipping the label with the given noise rate.

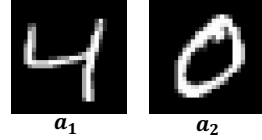


Figure 3: An instance of MNIST Preference dataset.

Training and Evaluation. We compared sigmoid, ramp, and unhinged losses (symmetric) against logistic and hinge losses (non-symmetric) to evaluate the effectiveness of symmetric loss functions. A CNN classifier was trained using the Adam optimizer for one hundred epochs. For details such as hyperparameters, see App. B.1. Following reward learning conventions in language modeling, we report the test reward accuracy (correctly predicting the larger digit) averaged over five seeds. The full results with standard deviations are provided in App. D.1.

Results. Table 2 presents the test reward accuracy of various losses under symmetric noise, with error rates $\varepsilon \in \{0.1, 0.2, 0.3, 0.4\}$. The symmetric losses, particularly ramp and sigmoid, are notably robust against high noise levels (e.g., $\varepsilon = 0.3, 0.4$) compared to the non-symmetric losses (logistic and hinge), suggesting the effectiveness of the symmetric loss functions in robust reward modeling.

Table 2: Average test reward accuracy (%).

Loss	0.0	0.1	0.2	0.3	0.4
Logistic	89.8	80.8	73.9	66.2	58.3
Hinge	89.4	81.2	74.5	66.5	57.6
Unhinged	77.7	76.9	74.0	70.0	61.6
Ramp	92.2	89.9	86.8	82.2	70.8
Sigmoid	91.2	88.9	85.6	80.9	68.8

5.2 Language Model Alignment

To assess the effectiveness of our method in more realistic settings, we performed language modeling experiments using standard benchmark datasets.

Dataset and Training Setup. We utilized two benchmark preference datasets: the Anthropic HH dataset [3] and the UltraFeedback Binarized (UFB) dataset [10]⁴. For each dataset, we randomly sampled 20,000 examples for training and 1,024 examples for evaluation. Each example consists of a prompt paired with two responses: a chosen response and a rejected response. We employed the Llama-3.2 3B-Instruct model [18] for all experiments. Following the procedure in Rafailov et al. [29], we first trained a supervised fine-tuning (SFT) model on prompts and their corresponding chosen responses, then further fine-tuned the SFT model on prompts paired with both chosen and rejected responses. Each training stage was run for one epoch. To create noisy-label datasets, we varied the noise rate from 0.0 to 0.4 by randomly flipping the pairs of responses according to the specified ratios. For additional details, please refer to App. B.2. We ran the experiment using 8 NVIDIA A100, where the SFT training took 11 minutes, while the fine-tuning took 20 minutes.

Methods. We selected two symmetric loss functions—sigmoid and ramp—as they achieved the highest accuracies in experiments with synthetic data. We compared these to four baseline methods: the standard DPO, which uses the logistic loss, and three noise-robust DPO variants—cDPO [26], rDPO [9], and ROPO [20]. We set $\beta = 0.1$ for all methods. As rDPO constructs an unbiased

⁴The URLs are <https://huggingface.co/datasets/Anthropic/hh-rlhf> for Anthropic HH and https://huggingface.co/datasets/HuggingFaceH4/ultrafeedback_binarized for UFB.

Table 3: Mean win rates across 10 seeds on Anthropic HH and UFB for test-time sample generation for noise rate $\varepsilon \in \{0.0, 0.2, 0.3, 0.4\}$. The best methods are highlighted in bold. Methods that are underlined are equivalent to the best method based on a 5% t-test.

Method	Anthropic HH				UFB			
	0.0	0.2	0.3	0.4	0.0	0.2	0.3	0.4
DPO	84.5	81.8	81.5	79.6	60.3	58.3	57.0	55.5
cDPO	84.3	80.8	80.6	79.7	60.2	56.8	55.4	54.4
rDPO	84.4	81.6	81.0	79.7	60.4	58.1	56.6	55.2
ROPO	86.3	83.6	<u>82.8</u>	<u>81.2</u>	<u>62.9</u>	<u>62.9</u>	61.0	58.4
Ramp (ours)	<u>85.5</u>	85.1	<u>82.4</u>	79.7	61.2	62.1	60.6	59.5
Sigmoid (ours)	<u>85.8</u>	84.4	83.9	82.1	63.3	63.5	62.8	60.7

estimator from noisy labels using the known error rate, we provided rDPO with the true error rate in our experiments. For ROPO, which involves multiple techniques (e.g., rejection sampling and noisy sample filtering), we implemented only its loss function, a weighted combination of logistic and sigmoid losses, to isolate and directly compare the effect of the loss function itself. For further details on the baseline methods, please refer to App. B.2.

Metrics. We evaluated the effectiveness of all methods based on response generation quality, measured by comparing the helpfulness of the generated response to that of a reference response. Judgments were made using GPT-4o-mini as the evaluator. The prompt template used for evaluation is provided in App. B.2. After collecting judgments for all test examples, we calculated the win rate as the proportion of examples in which the generated response was preferred by the evaluator, relative to the total number of test examples. We generated the responses with 10 random seeds and conducted the t-test to verify the statistical significance between the performances of different methods. Due to space limitations, we do not report the standard deviations of the win rate in the main text. Please refer to App. D.2 for the results, including the standard deviations.

Results. The results in Table 3 demonstrate consistent improvements over the non-symmetric loss-based baselines (DPO, cDPO, rDPO) and show that our method outperforms ROPO at higher noise rates (e.g., $\varepsilon = 0.3, 0.4$) on the UFB dataset. These findings support the theoretical claims, confirming the robust policy improvement achieved by SymPO in policy optimization.

6 Concluding Remarks

In this paper, we proposed a principled approach to learning reward functions from noisy preference data by framing reward modeling as a binary classification problem. We demonstrated the theoretical equivalence of asymmetric and symmetric preference noise, motivating the use of symmetric losses for improved robustness. Building on this, we introduced SymPO, a novel offline preference optimization algorithm. We provided a provable guarantee of policy improvement for SymPO by linking classification-calibrated losses to policy improvement. Empirical results further validated the robustness and effectiveness of symmetric losses on both synthetic datasets and language model alignment tasks. Regarding social impact, our proposed method is capable of improving policies even with noisy preference data, supported by provable guarantees. This enhances the applicability of offline preference optimization to real-world problems, where preference data is often noisy.

Limitations and Future Work. Our theoretical guarantee for policy improvement holds in the asymptotic regime and does not fully extend to the finite-sample case. Nevertheless, the established connection between classification-calibrated losses in binary classification and policy improvement in policy optimization offers valuable insight. Moreover, our analysis assumes instance-independent noise, whereas real-world preference data often exhibit instance-dependent noise. For example, annotations for similar responses are more likely to be incorrectly assigned than those for distinct responses. Therefore, extending our framework to accommodate instance-dependent noise [8, 39] is an important direction for future research.

References

- [1] Josh Achiam, Steven Adler, Sandhini Agarwal, Lama Ahmad, Ilge Akkaya, Florencia Leoni Aleman, Diogo Almeida, Janko Altenschmidt, Sam Altman, Shyamal Anadkat, et al. Gpt-4 technical report. *arXiv preprint arXiv:2303.08774*, 2023.
- [2] Mohammad Gheshlaghi Azar, Zhaohan Daniel Guo, Bilal Piot, Remi Munos, Mark Rowland, Michal Valko, and Daniele Calandriello. A general theoretical paradigm to understand learning from human preferences. In *International Conference on Artificial Intelligence and Statistics*, pp. 4447–4455. PMLR, 2024.
- [3] Yuntao Bai, Andy Jones, Kamal Ndousse, Amanda Askell, Anna Chen, Nova DasSarma, Dawn Drain, Stanislav Fort, Deep Ganguli, Tom Henighan, et al. Training a helpful and harmless assistant with reinforcement learning from human feedback. *arXiv preprint arXiv:2204.05862*, 2022.
- [4] Peter L Bartlett, Michael I Jordan, and Jon D McAuliffe. Convexity, classification, and risk bounds. *Journal of the American Statistical Association*, 101(473):138–156, 2006.
- [5] Ralph Allan Bradley and Milton E Terry. Rank analysis of incomplete block designs: I. the method of paired comparisons. *Biometrika*, 39(3/4):324–345, 1952.
- [6] Tom Brown, Benjamin Mann, Nick Ryder, Melanie Subbiah, Jared D Kaplan, Prafulla Dhariwal, Arvind Neelakantan, Pranav Shyam, Girish Sastry, Amanda Askell, et al. Language models are few-shot learners. *Advances in neural information processing systems*, 33:1877–1901, 2020.
- [7] Nontawat Charoenphakdee, Jongyeong Lee, and Masashi Sugiyama. On symmetric losses for learning from corrupted labels. In *International Conference on Machine Learning*, pp. 961–970. PMLR, 2019.
- [8] Hao Cheng, Zhaowei Zhu, Xingyu Li, Yifei Gong, Xing Sun, and Yang Liu. Learning with instance-dependent label noise: A sample sieve approach. *arXiv preprint arXiv:2010.02347*, 2020.
- [9] Sayak Ray Chowdhury, Anush Kini, and Nagarajan Natarajan. Provably robust dpo: Aligning language models with noisy feedback. *arXiv preprint arXiv:2403.00409*, 2024.
- [10] Ganqu Cui, Lifan Yuan, Ning Ding, Guanming Yao, Wei Zhu, Yuan Ni, Guotong Xie, Zhiyuan Liu, and Maosong Sun. Ultrafeedback: Boosting language models with high-quality feedback. *arXiv preprint arXiv:2310.01377*, 2023.
- [11] Li Deng. The mnist database of handwritten digit images for machine learning research. *IEEE Signal Processing Magazine*, 29(6):141–142, 2012.
- [12] John Duchi and Hongseok Namkoong. Variance-based regularization with convex objectives. *Journal of Machine Learning Research*, 20(68):1–55, 2019.
- [13] John C Duchi and Hongseok Namkoong. Learning models with uniform performance via distributionally robust optimization. *The Annals of Statistics*, 49(3):1378–1406, 2021.
- [14] Kawin Ethayarajh, Winnie Xu, Niklas Muennighoff, Dan Jurafsky, and Douwe Kiela. Kto: Model alignment as prospect theoretic optimization. *arXiv preprint arXiv:2402.01306*, 2024.
- [15] Adam Fisch, Jacob Eisenstein, Vicky Zayats, Alekh Agarwal, Ahmad Beirami, Chirag Nagpal, Pete Shaw, and Jonathan Berant. Robust preference optimization through reward model distillation. *arXiv preprint arXiv:2405.19316*, 2024.
- [16] Yang Gao, Dana Alon, and Donald Metzler. Impact of preference noise on the alignment performance of generative language models. *arXiv preprint arXiv:2404.09824*, 2024.
- [17] Aritra Ghosh, Himanshu Kumar, and P Shanti Sastry. Robust loss functions under label noise for deep neural networks. In *Proceedings of the AAAI conference on artificial intelligence*, volume 31, 2017.

- [18] Aaron Grattafiori, Abhimanyu Dubey, Abhinav Jauhri, Abhinav Pandey, Abhishek Kadian, Ahmad Al-Dahle, Aiesha Letman, Akhil Mathur, Alan Schelten, Alex Vaughan, et al. The llama 3 herd of models. *arXiv preprint arXiv:2407.21783*, 2024.
- [19] Patrick J Heagerty and Subhash R Lele. A composite likelihood approach to binary spatial data. *Journal of the American Statistical Association*, 93(443):1099–1111, 1998.
- [20] Xize Liang, Chao Chen, Jie Wang, Yue Wu, Zhihang Fu, Zhihao Shi, Feng Wu, and Jieping Ye. Robust preference optimization with provable noise tolerance for llms. *arXiv preprint arXiv:2404.04102*, 2024.
- [21] Nan Lu, Gang Niu, Aditya Krishna Menon, and Masashi Sugiyama. On the minimal supervision for training any binary classifier from only unlabeled data. *arXiv preprint arXiv:1808.10585*, 2018.
- [22] Nan Lu, Tianyi Zhang, Gang Niu, and Masashi Sugiyama. Mitigating overfitting in supervised classification from two unlabeled datasets: A consistent risk correction approach. In *International Conference on Artificial Intelligence and Statistics*, pp. 1115–1125. PMLR, 2020.
- [23] Yu Meng, Mengzhou Xia, and Danqi Chen. Simpo: Simple preference optimization with a reference-free reward. *Advances in Neural Information Processing Systems*, 37:124198–124235, 2024.
- [24] Aditya Menon and Cheng Soon Ong. Linking losses for density ratio and class-probability estimation. In *International Conference on Machine Learning*, pp. 304–313. PMLR, 2016.
- [25] Aditya Menon, Brendan Van Rooyen, Cheng Soon Ong, and Bob Williamson. Learning from corrupted binary labels via class-probability estimation. In *International conference on machine learning*, pp. 125–134. PMLR, 2015.
- [26] Eric Mitchell. A note on dpo with noisy preferences & relationship to ipo, 2023.
- [27] Nagarajan Natarajan, Inderjit S Dhillon, Pradeep K Ravikumar, and Ambuj Tewari. Learning with noisy labels. *Advances in neural information processing systems*, 26, 2013.
- [28] Long Ouyang, Jeffrey Wu, Xu Jiang, Diogo Almeida, Carroll Wainwright, Pamela Mishkin, Chong Zhang, Sandhini Agarwal, Katarina Slama, Alex Ray, et al. Training language models to follow instructions with human feedback. *Advances in neural information processing systems*, 35:27730–27744, 2022.
- [29] Rafael Rafailov, Archit Sharma, Eric Mitchell, Christopher D Manning, Stefano Ermon, and Chelsea Finn. Direct preference optimization: Your language model is secretly a reward model. *Advances in Neural Information Processing Systems*, 36, 2024.
- [30] Mark D Reid and Robert C Williamson. Composite binary losses. *The Journal of Machine Learning Research*, 11:2387–2422, 2010.
- [31] John Schulman, Filip Wolski, Prafulla Dhariwal, Alec Radford, and Oleg Klimov. Proximal policy optimization algorithms. *arXiv preprint arXiv:1707.06347*, 2017.
- [32] Nisan Stiennon, Long Ouyang, Jeffrey Wu, Daniel Ziegler, Ryan Lowe, Chelsea Voss, Alec Radford, Dario Amodei, and Paul F Christiano. Learning to summarize with human feedback. *Advances in Neural Information Processing Systems*, 33:3008–3021, 2020.
- [33] Masashi Sugiyama, Han Bao, Takashi Ishida, Nan Lu, and Tomoya Sakai. *Machine learning from weak supervision: An empirical risk minimization approach*. MIT Press, 2022.
- [34] Yunhao Tang, Zhaohan Daniel Guo, Zeyu Zheng, Daniele Calandriello, Rémi Munos, Mark Rowland, Pierre Harvey Richemond, Michal Valko, Bernardo Ávila Pires, and Bilal Piot. Generalized preference optimization: A unified approach to offline alignment. *arXiv preprint arXiv:2402.05749*, 2024.
- [35] Brendan Van Rooyen, Aditya Menon, and Robert C Williamson. Learning with symmetric label noise: The importance of being unhinged. *Advances in neural information processing systems*, 28, 2015.

- [36] Yisen Wang, Xingjun Ma, Zaiyi Chen, Yuan Luo, Jinfeng Yi, and James Bailey. Symmetric cross entropy for robust learning with noisy labels. In *Proceedings of the IEEE/CVF international conference on computer vision*, pp. 322–330, 2019.
- [37] Junkang Wu, Yuexiang Xie, Zhengyi Yang, Jiancan Wu, Jiawei Chen, Jinyang Gao, Bolin Ding, Xiang Wang, and Xiangnan He. Towards robust alignment of language models: Distributionally robustifying direct preference optimization. *arXiv preprint arXiv:2407.07880*, 2024.
- [38] Junkang Wu, Kexin Huang, Xue Wang, Jinyang Gao, Bolin Ding, Jiancan Wu, Xiangnan He, and Xiang Wang. Repo: Relu-based preference optimization. *arXiv preprint arXiv:2503.07426*, 2025.
- [39] Songhua Wu, Mingming Gong, Bo Han, Yang Liu, and Tongliang Liu. Fair classification with instance-dependent label noise. In *Conference on Causal Learning and Reasoning*, pp. 927–943. PMLR, 2022.
- [40] Zhilu Zhang and Mert Sabuncu. Generalized cross entropy loss for training deep neural networks with noisy labels. *Advances in neural information processing systems*, 31, 2018.
- [41] Yao Zhao, Rishabh Joshi, Tianqi Liu, Misha Khalman, Mohammad Saleh, and Peter J Liu. Slic-hf: Sequence likelihood calibration with human feedback. *arXiv preprint arXiv:2305.10425*, 2023.

A Related Work

A.1 Loss functions in Reward Modeling

Direct Preference Optimization (DPO) [29] aligns policies with human preferences by minimizing the cross-entropy or logistic loss under the assumption of the BT model. Recently, many studies have explored alternatives and generalizations of DPO components [34, 2, 41, 14, 23, 38]. For example, [2] uses a squared loss to learn policies without relying on the BT model, while [41] employs a hinge loss to achieve more efficient preference optimization. Among these works, Generalized Preference Optimization (GPO) [34] is most closely related to our research. GPO frames preference optimization as a binary classification problem and examines various convex loss functions for their effectiveness in offline preference optimization. In contrast, our work focuses on non-convex loss functions, specifically exploring symmetric loss. By doing so, we develop a robust reward learning method to label noise.

A.2 Reward Modeling with Noisy Preference Data

Several prior works focus on offline preference optimization with noisy preference labels [16, 15, 20, 9]. [9] addresses preference optimization with noisy labels by incorporating techniques from noisy label learning [27], while [37] leverages distributionally robust optimization (DRO) approaches [12, 13]. The most relevant work is Robust Preference Optimization (ROPO) [20], which introduces a sigmoid-based noise-aware loss that belongs to the class of symmetric loss functions. Their method interpolates between the original loss and the noise-aware loss, eliminating the need for noise rate knowledge required in [9]. Our work differs from theirs in the following aspects: 1. We consider more general asymmetric noise to prove the equivalence of asymmetric and symmetric noise. 2. We comprehensively analyze the learned reward function’s properties, leveraging existing binary classification theory and establishing a policy improvement guarantee for policy optimization using symmetric loss.

A.3 Weakly Supervised Learning

This work is inspired by weakly supervised learning in binary classification [33]. In this study, we address the reward modeling with preference noise given binary classification problems with noisy labels [27, 25, 35]. [27] proposed a method for learning with noisy labels by utilizing noise rate information. [35] demonstrated the robustness of symmetric loss against symmetric noise. In deep learning, several studies have explored robust loss functions for handling label noise [36, 40, 17]. Considering corrupted label learning as an extreme case of noisy labels, [7] and [25] showed the robustness of symmetric loss in this setting. Regarding corrupted label learning, [21] and [22] proposed unlabeled-unlabeled (UU) learning, which constructs an unbiased estimator from two sets of unlabeled data with known class priors.

B Experimental settings

B.1 MNIST Preference Dataset

We explain the experimental settings in this section.

Datasets. We constructed the synthetic preference dataset using the MNIST [11] dataset. The MNIST dataset is available under the CC-BY-NC-SA 3.0 license. We randomly paired the images to form the preference dataset without pairs with the same digits. The reward is generated following the BT model with the reward being the digit of the image e.g. if the digit of the first image is 2 and the digit of the second image is 1, then the label is generated following $p(y = 1 | \text{imgs}) = \sigma(2 - 1)$. We prepared 10000 pairs for training and 1000 pairs for testing. For introducing noise, we randomly flipped the label with probability $\varepsilon = 0.1, 0.2, 0.3, 0.4$.

Hyperparameters. For the reward model, we use a convolutional neural network (CNN) consisting of two convolutional layers followed by max pooling, a flattening layer, and three fully connected layers. We applied dropout with probability 0.2 and batch normalization for improved regularization

and training stability. The final output is a single scalar, clipped to the range $[-20, 20]$. We trained the reward model for 100 epochs with a batch size of 512 and a learning rate of $1e-3$.

B.2 Language Model Alignment

This section explains the experimental settings for the language model alignment task.

Datasets. We used two publicly available datasets: Anthropic HH [3] and UltraFeedback Binarized (UFB) [10], both released under the MIT license, permitting unrestricted use. The Anthropic HH dataset contains 170,000 human-AI dialogue examples. Each prompt is followed by two AI-generated responses, which human evaluators annotate to indicate the preferred one. The UltraFeedback Binarized dataset is a processed subset of the original UltraFeedback dataset. It comprises 64,000 prompts, each initially paired with four responses generated by large language models. Based on GPT-4 evaluations, two responses per prompt are selected to construct the binarized version for preference modeling tasks. From each dataset, we randomly sampled 20,000 pairs for training and 1024 pairs for testing.

Model. Throughout the experiment, we used Llama-3.2 3B-Instruct [18]. The licence is provided in https://github.com/meta-llama/llama-models/blob/main/models/llama3_2/LICENSE.

Baselines and Hyperparameters. We list the loss functions for the baselines and our method.

Given $a_1 \succ a_2$, we denote the logit $:= \log \frac{\pi(a_1)}{\pi_{\text{ref}}(a_1)} - \log \frac{\pi(a_2)}{\pi_{\text{ref}}(a_2)}$.

- DPO: $\ell_{\text{DPO}} = -\log \sigma(\beta \text{logit})$
- cDPO: $\ell_{\text{cDPO}} = -\varepsilon \log \sigma(\beta \text{logit}) - (1 - \varepsilon) \log \sigma(-\beta \text{logit})$
- rDPO: $\ell_{\text{rDPO}} = -\frac{1-\varepsilon}{1-2\varepsilon} \log \sigma(\beta \text{logit}) - \frac{\varepsilon}{1-2\varepsilon} \log \sigma(-\beta \text{logit})$
- ROPO: $\ell_{\text{ROPO}} = \frac{4\alpha}{(1+\alpha)^2} \ell_{\text{DPO}} + \frac{4\alpha^2}{(1+\alpha)^2} \sigma(-\beta \text{logit})$
- Ramp (ours): $\ell_{\text{Ramp}} = \min(1, \max(0, \frac{1}{2} - \frac{\beta}{2} \text{logit}))$
- Sigmoid (ours): $\ell_{\text{Sigmoid}} = \sigma(-\beta \text{logit})$

We set $\beta = 0.1$ and the learning rate to be $5e-6$ for all the methods. We trained the model for 1 epoch with a batch size of 32. For cDPO and rDPO, we set ε to be the noise rate of the dataset. For ROPO, we set α to be 14 following the original paper [20]. As mentioned in the main body of the paper, we implemented only the loss function of ROPO, leaving aside the other parts of the algorithm (e.g., rejection sampling and noisy sample filtering).

Implementation of SymPO. For the reference implementation of SymPO, we provide the brief code block below.

```
def ramp_loss(
    pi_logp_chosen,
    pi_logp_rejected,
    ref_logp_chosen,
    ref_logp_rejected,
    beta=0.1
):
    logit = beta * (pi_logp_chosen - pi_logp_rejected) \
        - beta * (ref_logp_chosen - ref_logp_rejected)
    return torch.minimum(1, torch.maximum(0, 0.5 - logit))

def sigmoid_loss(
    pi_logp_chosen,
    pi_logp_rejected,
    ref_logp_chosen,
    ref_logp_rejected,
    beta=0.1
):
```

```

logit = beta * (pi_logp_chosen - pi_logp_rejected) \
- beta * (ref_logp_chosen - ref_logp_rejected)
return torch.sigmoid(-logit)

```

Evaluation. In the evaluation, we used the following prompt to compare the generated and reference responses.

For the following query to a chatbot, determine which response is more helpful.

****Query:**** {query}

****Response A:**** {response_A}

****Response B:**** {response_B}

FIRST, provide a one-sentence comparison of the two responses, explaining which response is more helpful by indicating that it offers accurate information.

SECOND, on a new line, state only "A" or "B" to indicate which response is more helpful.

Use the following format:

Comparison: <one-sentence comparison and explanation>

More helpful: <"A" or "B">

C Proofs

Here, we provide the proof of the lemmas, propositions, and theorems presented in the main body.

C.1 Robustness to the Noisy Preferences

Proof of Lemma 1. We have scoring function $g : \mathcal{A} \times \mathcal{A} \rightarrow \mathbb{R}$ such that satisfies $g(a_1, a_2) = -g(a_2, a_1)$. The label Y is generated by some preference model $p(a_1 \succ a_2)$.

$$\begin{aligned}
p(Y = +1|a_1, a_2) &= p(a_1 \succ a_2), \quad \forall a_1, a_2 \in \mathcal{A}, \\
p(Y = -1|a_1, a_2) &= p(a_2 \succ a_1), \quad \forall a_1, a_2 \in \mathcal{A}.
\end{aligned}$$

Then, we define the noise model as

$$p(\tilde{Y} = -1|Y = +1) = \varepsilon_p, \quad p(\tilde{Y} = +1|Y = -1) = \varepsilon_n,$$

where $\varepsilon_p, \varepsilon_n \in [0, 0.5]$.

To investigate the unique property of the preference label, we define the operation of flipping.

Definition 3 (Flip Function). For a subset $\mathcal{S} \subseteq \mathcal{A} \times \mathcal{A}$, the flip function $f_{\mathcal{S}} : \mathcal{A} \times \mathcal{A} \times \{+1, -1\} \rightarrow \mathcal{A} \times \mathcal{A} \times \{+1, -1\}$ is defined as

$$f_{\mathcal{S}}(a_1, a_2, y) = \begin{cases} (a_2, a_1, -y) & \text{if } (a_1, a_2) \in \mathcal{S}, \\ (a_1, a_2, y) & \text{otherwise.} \end{cases}$$

We also define the flip function $h_{\mathcal{S}} : \mathcal{A} \times \mathcal{A} \times \{+1, -1\} \times \{+1, -1\} \rightarrow \mathcal{A} \times \mathcal{A} \times \{+1, -1\} \times \{+1, -1\}$ as

$$h_{\mathcal{S}}(a_1, a_2, y, y') = \begin{cases} (a_2, a_1, -y, -y') & \text{if } (a_1, a_2) \in \mathcal{S}, \\ (a_1, a_2, y, y') & \text{otherwise.} \end{cases}$$

We establish the equivalence of the risk under the flipping operation as follows.

Lemma 2 (Flip Equivalence of Risk). For any scoring function $g : \mathcal{A} \times \mathcal{A} \rightarrow \mathbb{R}$ that satisfies $g(a_1, a_2) = -g(a_2, a_1)$, and a subset $\mathcal{S} \subseteq \mathcal{A} \times \mathcal{A}$, we have

$$\mathbb{E}_{p(a_1, a_2, y)} [\ell(yg(a_1, a_2))] = \mathbb{E}_{(a'_1, a'_2, y')=f_{\mathcal{S}}(a_1, a_2, y)} [\ell(y'g(a'_1, a'_2))].$$

Proof.

$$\begin{aligned}\mathbb{E}_{(a'_1, a'_2, y')=f_S(a_1, a_2, y)} [\ell(y'g(a'_1, a'_2))] &= p(\mathcal{S})\mathbb{E} [\ell(-yg(a_2, a_1))|\mathcal{S}] + p(\mathcal{S}^c)\mathbb{E} [\ell(yg(a_1, a_2))|\mathcal{S}^c] \\ &= p(\mathcal{S})\mathbb{E} [\ell(yg(a_1, a_2))|\mathcal{S}] + p(\mathcal{S}^c)\mathbb{E} [\ell(yg(a_1, a_2))|\mathcal{S}^c] \\ &= \mathbb{E}_{p(a_1, a_2, y)} [\ell(yg(a_1, a_2))],\end{aligned}$$

where the second equality is due to $g(a_1, a_2) = -g(a_2, a_1)$. \square

Now, we show a conceptual flipping operation to reduce the asymmetric noise into a symmetric one.

Lemma 3 (Flip symmetrization). For all $(a_1, a_2) \in \mathcal{A} \times \mathcal{A}$, we generate bernoulli random variable $b_1, \dots, b_{|\mathcal{A}| \times |\mathcal{A}|} \sim \text{Bernoulli} 1/2$. Let $\text{ind}(a_1, a_2)$ is the indicator function that maps (a_1, a_2) to the index from 1 to $|\mathcal{A}| \times |\mathcal{A}|$. We consider $\mathcal{P} = \{(a_1, a_2) \in \mathcal{A} \times \mathcal{A} : \text{ s.t. } b_{\text{ind}(a_1, a_2)} = 1\}$, and $h_{\mathcal{P}}$. Consider the random variable $(A'_1, A'_2, \tilde{Y}', Y') = h_{\mathcal{P}}(A_1, A_2, \tilde{Y}, Y)$, where (A_1, A_2, \tilde{Y}, Y) follows the distribution defined above. Then, we have

$$P(Y' = +1) = \frac{1}{2},$$

$$P(\tilde{Y}' = -1|Y' = +1) = P(\tilde{Y}' = +1|Y' = -1) = \pi_p \varepsilon_p + (1 - \pi_p) \varepsilon_n.$$

Proof. We first show the first equation.

$$\begin{aligned}P(Y' = +1) &= p(\mathcal{P})\mathbb{E} [\mathbb{I}(Y = -1)|\mathcal{P}] + p(\mathcal{P}^c)\mathbb{E} [\mathbb{I}(Y = +1)|\mathcal{P}^c] \\ &= \frac{1}{2}\pi_p + \frac{1}{2}(1 - \pi_p) \\ &= \frac{1}{2}.\end{aligned}$$

We then show the second equation.

$$\begin{aligned}P(\tilde{Y}' = -1|Y' = +1) &= p(\mathcal{P})\mathbb{E} [\mathbb{I}(\tilde{Y} = +1)|\mathcal{P}^c, Y = -1] + p(\mathcal{P}^c)\mathbb{E} [\mathbb{I}(\tilde{Y} = -1)|\mathcal{P}^c, Y = +1] \\ &= \frac{\frac{1}{2}\pi_p \varepsilon_p + \frac{1}{2}(1 - \pi_p) \varepsilon_n}{\frac{1}{2}} \\ &= \pi_p \varepsilon_p + (1 - \pi_p) \varepsilon_n.\end{aligned}$$

\square

Since the flip symmetrization can be achieved by the flip function, we have that the risk with the asymmetric noise model is equivalent to applying the flip symmetrization to the label, which is the risk with the symmetric noise model.

Proof of Proposition 1. From Lemma 1, for the scoring function $r(a_1) - r(a_2)$, the risk with asymmetric noise defined in Eq (7) is equivalent to that with a symmetric noise.

Therefore, we assume the noise model is symmetric as

$$P(\tilde{y} = +1|y = -1) = P(\tilde{y} = -1|y = +1) = \varepsilon, \quad \varepsilon \in [0, 0.5), \quad (12)$$

We introduce the noise-correct loss for a loss ℓ , developed in [27] as

$$\tilde{\ell}(z) = \frac{(1 - \varepsilon)\ell(z) - \varepsilon\ell(-z)}{1 - 2\varepsilon}.$$

From Lemma 1 of [27], for the risk for clean label (Eq. (6)), with the noisy label (Eq. (8)), we have

$$\tilde{R}_{\tilde{\ell}}(r) = R_{\ell}(r). \quad (13)$$

The proof is based on Theorem 3 of [35], which guarantees if the ℓ is symmetric, for any $\varepsilon \in [0, 0.5]$, data distribution $p(a_1, a_2, y)$, and reward functions r, r' , we have

$$\underbrace{\mathbb{E}_{p(a_1, a_2, y)} [\tilde{\ell}(y(r(a_1) - r(a_2)))]}_{(A)} > \mathbb{E}_{p(a_1, a_2, y)} [\tilde{\ell}(y(r'(a_1) - r'(a_2)))],$$

if and only if

$$\underbrace{\mathbb{E}_{p(a_1, a_2, y)} [\ell(y(r(a_1) - r(a_2)))]}_{(B)} > \mathbb{E}_{p(a_1, a_2, y)} [\ell(y(r'(a_1) - r'(a_2)))].$$

So, taking $p(a_1, a_2, y) = p(a_1, a_2, \tilde{y})$ with noise model as in Eq. (12), for (B), we have

$$\tilde{R}_\ell(r) > \tilde{R}_\ell(r').$$

Then, From Eq. (13), as for (A), we have

$$\begin{aligned} \mathbb{E}_{p(a_1, a_2, \tilde{y})} [\tilde{\ell}(\tilde{y}(r(a_1) - r(a_2)))] &= \mathbb{E}_{p(a_1, a_2, y)} [\ell(y(r(a_1) - r(a_2)))] \\ &= R_\ell(r). \end{aligned}$$

Therefore, we have

$$\tilde{R}_\ell(r) > \tilde{R}_\ell(r') \iff R_\ell(r) > R_\ell(r').$$

C.2 Policy Improvement

Proof of Theorem 1 We consider the regularized reward maximization problem for a reward r and a reference policy π_{ref} defined in Eq. (3) as

$$\pi_r^* = \operatorname{argmin}_{\pi} \mathbb{E}_{a \sim \pi} [r(a)] - \beta \text{KL}(\pi, \pi_{\text{ref}}).$$

Our goal is to show that for any r_{true} , such that satisfies Assumption 3: for at least two actions $a_i, a_j \in \mathcal{A}$ with $r_{\text{true}}(a_i) \neq r_{\text{true}}(a_j)$, and the reference policy $\pi_{\text{ref}}(a) > 0$ for all $a \in \mathcal{A}$, if r is rank-preserving with respect to r_{true} , then, the optimal policy for r , π_r^* achieves the policy improvement over π_{ref} .

$$\sum_{a \in \mathcal{A}} r_{\text{true}}(a) \pi_r^*(a) > \sum_{a \in \mathcal{A}} r_{\text{true}}(a) \pi_{\text{ref}}(a).$$

Since we have the finite action space, $|\mathcal{A}| = K$, for simplicity, we assume that $r_{\text{true}}(a_1) \geq r_{\text{true}}(a_2) \geq \dots \geq r_{\text{true}}(a_K)$ and for at least two actions, $r_{\text{true}}(a_i) > r_{\text{true}}(a_j)$ with $i < j$. We also assume that r is rank-preserving with respect to r_{true} : for any a, a' , if $r_{\text{true}}(a) > r_{\text{true}}(a')$ then $r(a) > r(a')$. We proceed with the proof based on the vector form of the reward and policy.

We first use the analytical form of the optimal policy π_r^* as:

$$\pi_r^*(a_k) = \frac{\exp\left(\frac{r(a_k)}{\beta}\right) \pi_{\text{ref}}(a_k)}{Z},$$

where Z is the normalization constant.

Now, we define the groups of actions with different true reward values $v_1 > v_2 \dots > v_M, M \leq K$ as:

$$\mathcal{A}_i := \{a \in \mathcal{A} \mid r_{\text{true}}(a) = v_i\}.$$

From the assumption that for at least two actions, $r_{\text{true}}(a_i) > r_{\text{true}}(a_j)$, we have $M \geq 2$.

Now, we rewrite the expected reward of the optimal policy and the reference policy as follows:

$$\sum_{a \in \mathcal{A}} r_{\text{true}}(a) \pi_r^*(a) = \sum_{i=1}^M v_i \sum_{a \in \mathcal{A}_i} \pi_r^*(a).$$

$$\sum_{a \in \mathcal{A}} r_{\text{true}}(a) \pi_{\text{ref}}(a) = \sum_{i=1}^M v_i \sum_{a \in \mathcal{A}_i} \pi_{\text{ref}}(a).$$

We analyze the difference between the expected reward of the optimal policy and the reference policy:

$$\sum_{a \in \mathcal{A}} r_{\text{true}}(a) \pi_r^*(a) - \sum_{a \in \mathcal{A}} r_{\text{true}}(a) \pi_{\text{ref}}(a) = \sum_{i=1}^M v_i \underbrace{\left(\sum_{a \in \mathcal{A}_i} \pi_r^*(a) - \sum_{a \in \mathcal{A}_i} \pi_{\text{ref}}(a) \right)}_{:= \Delta_i}.$$

From the fact that π_{ref} and π_r^* are both distributions, we have $\sum_{i=1}^M \Delta_i = 0$.

Now, we separate $\{1, \dots, M\}$ into three parts:

$$\mathcal{I}_+ := \{i \mid \Delta_i > 0\}, \mathcal{I}_0 := \{i \mid \Delta_i = 0\}, \mathcal{I}_- := \{i \mid \Delta_i < 0\},$$

where \mathcal{I}_+ and \mathcal{I}_- are non-empty by Lemma 5.

Then, we have:

$$\begin{aligned} \sum_{a \in \mathcal{A}} r_{\text{true}}(a) \pi_r^*(a) - \sum_{a \in \mathcal{A}} r_{\text{true}}(a) \pi_{\text{ref}}(a) &= \sum_{i=1}^M v_i \Delta_i \\ &= \sum_{j \in \mathcal{I}_+} v_j \Delta_j + \sum_{k \in \mathcal{I}_0} v_k \Delta_k + \sum_{l \in \mathcal{I}_-} v_l \Delta_l \\ &= \sum_{j \in \mathcal{I}_+} v_j \Delta_j + \sum_{l \in \mathcal{I}_-} v_l \Delta_l. \end{aligned}$$

Define $v_{\min}^+ = \min_{i \in \mathcal{I}_+} v_i$ and $v_{\max}^- = \max_{j \in \mathcal{I}_-} v_j$. Then, we have from the Lemma 4 and the fact that $\sum_{i=1}^M \Delta_i = 0$ that:

$$\sum_{j \in \mathcal{I}_+} v_j \Delta_j + \sum_{l \in \mathcal{I}_-} v_l \Delta_l \geq v_{\min}^+ \sum_{j \in \mathcal{I}_+} \Delta_j + v_{\max}^- \sum_{l \in \mathcal{I}_-} \Delta_l > 0.$$

This completes the proof.

Lemma 4.

$$\min_{i \in \mathcal{I}_+} v_i > \max_{j \in \mathcal{I}_-} v_j.$$

Proof. We prove this lemma by contradiction. Suppose that $\min_{i \in \mathcal{I}_+} v_i \leq \max_{j \in \mathcal{I}_-} v_j$. Then, we have $\exists i \in \mathcal{I}_+$ and $j \in \mathcal{I}_-$ such that $v_i \leq v_j$. And from the construction of v_1, \dots, v_M , we have $v_i < v_j$. Define $r_i^{\max} = \min_{a \in \mathcal{A}_i} r(a)$ and $r_j^{\min} = \min_{a \in \mathcal{A}_j} r(a)$. Then, from rank-preservingness of r with respect to r_{true} , we have $r_i^{\max} < r_j^{\min}$.

For Δ_i , we have:

$$\begin{aligned}
\Delta_i &= \sum_{a \in \mathcal{A}_i} \pi_r^*(a) - \sum_{a \in \mathcal{A}_i} \pi_{\text{ref}}(a) \\
&= \sum_{a \in \mathcal{A}_i} \frac{\exp\left(\frac{r(a)}{\beta}\right) \pi_{\text{ref}}(a)}{Z} - \sum_{a \in \mathcal{A}_i} \pi_{\text{ref}}(a) \\
&\leq \sum_{a \in \mathcal{A}_i} \frac{\exp\left(\frac{r_i^{\max}}{\beta}\right) \pi_{\text{ref}}(a)}{Z} - \sum_{a \in \mathcal{A}_i} \pi_{\text{ref}}(a) \\
&= \left(\frac{\exp\left(\frac{r_i^{\max}}{\beta}\right)}{Z} - 1 \right) \sum_{a \in \mathcal{A}_i} \pi_{\text{ref}}(a) \\
&< \left(\frac{\exp\left(\frac{r_j^{\min}}{\beta}\right)}{Z} - 1 \right) \sum_{a \in \mathcal{A}_i} \pi_{\text{ref}}(a) \\
&\leq \Delta_j.
\end{aligned}$$

Since $i \in \mathcal{I}_+$, we have $j \in \mathcal{I}_+$ but it contradicts the assumption that $j \in \mathcal{I}_-$ and $v_i < v_j$. Therefore, we have $\min_{i \in \mathcal{I}_+} v_i > \max_{j \in \mathcal{I}_-} v_j$. \square

Lemma 5. Suppose we have the following conditions:

1. For at least two actions $a_i, a_j \in \mathcal{A}$ with $r_{\text{true}}(a_i) \neq r_{\text{true}}(a_j)$
2. $\pi_{\text{ref}}(a) > 0$ for all $a \in \mathcal{A}$.

Then, \mathcal{I}_+ and \mathcal{I}_- are non-empty.

Proof. From the first condition, we have two actions $a_i, a_j \in \mathcal{A}$ with $r_{\text{true}}(a_i) \neq r_{\text{true}}(a_j)$. Let assume $r_{\text{true}}(a_i) > r_{\text{true}}(a_j)$, then from the rank-preservingness of r with respect to r_{true} , we have $r(a_i) > r(a_j)$. Also, from the second condition, we have $\pi_{\text{ref}}(a_i) > 0$. Then, from the normalization condition, we have

$$\begin{aligned}
\pi_r^*(a_i) - \pi_{\text{ref}}(a_i) &= \frac{\exp\left(\frac{r(a_i)}{\beta}\right) \pi_{\text{ref}}(a_i)}{Z} - \pi_{\text{ref}}(a_i) > 0 \\
\pi_r^*(a_j) - \pi_{\text{ref}}(a_j) &= \frac{\exp\left(\frac{r(a_j)}{\beta}\right) \pi_{\text{ref}}(a_j)}{Z} - \pi_{\text{ref}}(a_j) < 0.
\end{aligned}$$

Therefore, \mathcal{I}_+ and \mathcal{I}_- are non-empty. \square

C.3 Policy Improvement for Offline Preference Optimization

Here, we show that the rank-preservingness of the implicit reward r_{imp}^π with respect to r_{true} is equivalent to the policy improvement for offline preference optimization.

Proof. Let A be the (finite) action set and write

$$w(a) := \frac{\pi(a)}{\pi_{\text{ref}}(a)}, \quad a \in A.$$

Step 1: Comonotonicity. The rank-preservingness of r_{imp}^π with respect to r_{true}

$$\begin{aligned} r_{\text{true}}(a_1) > r_{\text{true}}(a_2) &\implies r_{\text{imp}}^\pi(a_1) > r_{\text{imp}}^\pi(a_2), \quad \forall a_1 \in \mathcal{A}, \forall a_2 \in \mathcal{A}, \\ &\implies \log \frac{\pi(a_1)}{\pi_{\text{ref}}(a_1)} > \log \frac{\pi(a_2)}{\pi_{\text{ref}}(a_2)}, \quad \forall a_1 \in \mathcal{A}, \forall a_2 \in \mathcal{A}, \\ &\implies \frac{\pi(a_1)}{\pi_{\text{ref}}(a_1)} > \frac{\pi(a_2)}{\pi_{\text{ref}}(a_2)}, \quad \forall a_1 \in \mathcal{A}, \forall a_2 \in \mathcal{A}, \end{aligned}$$

is equivalent to

$$r_{\text{true}}(a_1) > r_{\text{true}}(a_2) \implies w(a_1) > w(a_2), \quad \forall a_1 \in \mathcal{A}, \forall a_2 \in \mathcal{A}.$$

Step 2: Relating expectations to a covariance. Because $\sum_{a \in \mathcal{A}} \pi_{\text{ref}}(a) w(a) = 1$, the random variable $W := w(A)$ with $A \sim \pi_{\text{ref}}$ satisfies $\mathbb{E}_{\pi_{\text{ref}}}[W] = 1$. Define $R := r_{\text{true}}(A)$. Then

$$\mathbb{E}_\pi[r_{\text{true}}(A)] = \sum_{a \in \mathcal{A}} r_{\text{true}}(a) \pi(a) = \sum_{a \in \mathcal{A}} r_{\text{true}}(a) w(a) \pi_{\text{ref}}(a) = \mathbb{E}_{\pi_{\text{ref}}}[RW].$$

Subtracting $\mathbb{E}_{\pi_{\text{ref}}}[R]$ on both sides gives the identity

$$\mathbb{E}_\pi[r_{\text{true}}(A)] - \mathbb{E}_{\pi_{\text{ref}}}[r_{\text{true}}(A)] = \underbrace{\mathbb{E}_{\pi_{\text{ref}}}[RW] - \mathbb{E}_{\pi_{\text{ref}}}[R] \mathbb{E}_{\pi_{\text{ref}}}[W]}_{= \text{Cov}_{\pi_{\text{ref}}}(R, W)}.$$

Step 3: Covariance is non-negative (and positive if f is non-constant). For any distribution μ , comonotone random variables have non-negative covariance. Since r_{true} and w are strictly comonotone,

$$\text{Cov}_{\pi_{\text{ref}}}(R, W) \geq 0,$$

and the inequality is strict whenever r_{true} is not constant on \mathcal{A} .

Inserting the covariance bound into (C.3) yields

$$\mathbb{E}_\pi[r_{\text{true}}(A)] \geq \mathbb{E}_{\pi_{\text{ref}}}[r_{\text{true}}(A)],$$

with strict inequality whenever r_{true} is non-constant, which is guaranteed by the Assumption 3. \square

C.4 Rank Preservation and Reward Recoverability

Here, we provide proof of the rank preservation and reward recoverability.

Proof of Theorem 2. We first define the classification-calibrated loss to prove the theorem and show that it induces the rank-preserving reward. Below are some definitions necessary to define the classification-calibrated loss. Consider a binary classification setup with an input $x \in \mathcal{X}$ and a label $y \in \{-1, +1\}$. Let $\eta(x) := P(Y = +1 \mid x)$ be the instance-conditional posterior of the positive class. For $x \in \mathcal{X}$ taking $\eta = \eta(x)$ and $\alpha = g(x)$, we consider the conditional ℓ -risk as

$$C_\eta^\ell(g) = \eta \ell(\alpha) + (1 - \eta) \ell(-\alpha),$$

and for $\eta \in [0, 1]$, we define the optimal conditional risk as

$$H_\eta^\ell(x) = \inf_{\alpha \in \mathbb{R}} C_\eta^\ell(\alpha).$$

We can define the classification-calibrated loss as

Definition 4 (Classification-Calibrated Loss). A loss function ℓ is said to be classification-calibrated if for a sequence $\alpha_1, \alpha_2, \dots$ that satisfies $\lim_{i \rightarrow \infty} \alpha_i = H_\eta^\ell(x)$, we have

$$\liminf_{i \rightarrow \infty} \alpha_i \text{sign}(2\eta - 1) = 1.$$

Therefore, if there is the exact minimizer α^* that satisfies $H_\eta^\ell(x) = C_\eta^\ell(\alpha^*)$, then if ℓ is classification-calibrated, we have

$$\text{sign}(\alpha^*) = \text{sign}(2\eta - 1).$$

For more details, see [4].

Now, we show that the classification-calibrated loss induces the rank-preserving reward in the sense of limit.

Lemma 6 (Classification-calibrated loss induces rank-preserving reward). Under the Assumption 1 and 2, if ℓ is classification-calibrated and for the sequence of the reward r_1, r_2, \dots , that satisfies $\lim_{i \rightarrow \infty} R_\ell(r_i) = R_\ell^*$, then we have

$$\lim_{i \rightarrow \infty} \text{sign}(r_i(a_1) - r_i(a_2)) = \text{sign}(r_{\text{true}}(a_1) - r_{\text{true}}(a_2)), \quad \forall a_1, a_2 \in \mathcal{A}.$$

Now, we can see that the Theorem 2 is the special case of the Lemma 6, where the exact minimizer of the ℓ -risk can be achieved.

Proof. Define the zero-one risk as

$$R(r) = \mathbb{E}_{a_1, a_2, y} [\mathbb{I}(\text{sign}(r(a_1) - r(a_2)) = y)],$$

and its infimum as $R^* = \inf_r R(r)$, where the \inf_r is taken over all the measurable functions. From Theorem 3 of [4], if ℓ is classification-calibrated, we have

$$\lim_{i \rightarrow \infty} R_\ell(r_i) = R_\ell^* \implies \lim_{i \rightarrow \infty} R(r_i) = R^*.$$

Since R^* is achieved by the Bayes classifier, let $\eta(a_1, a_2) = P(Y = +1|a_1, a_2)$, we have

$$\begin{aligned} \lim_{i \rightarrow \infty} R(r_i) - R^* &= \lim_{i \rightarrow \infty} \mathbb{E}_{a_1, a_2, y} [\mathbf{1}(\text{sign}(r_i(a_1) - r_i(a_2)) = y) - \mathbf{1}(\text{sign}(2\eta(a_1, a_2) - 1) = y)] \\ &= \lim_{i \rightarrow \infty} \mathbb{E}_{a_1, a_2, y} [\mathbf{1}(\text{sign}(r_i(a_1) - r_i(a_2)) \neq \text{sign}(2\eta(a_1, a_2) - 1)) | 2\eta(a_1, a_2) - 1 |] \\ &= 0, \end{aligned}$$

where $\mathbf{1}(\cdot)$ is the indicator function. From Assumption 1 that $\text{sign}(2\eta(a_1, a_2) - 1) = \text{sign}(r_{\text{true}}(a_1) - r_{\text{true}}(a_2))$, we have

$$\lim_{i \rightarrow \infty} \mathbb{E}_{a_1, a_2, y} [\mathbf{1}(\text{sign}(r_i(a_1) - r_i(a_2)) \neq \text{sign}(r_{\text{true}}(a_1) - r_{\text{true}}(a_2)) | 2\eta(a_1, a_2) - 1 |] = 0.$$

Since $|\mathcal{A}|$ is finite, we have

$$\sum_{a_1, a_2 \in \mathcal{A}} p(a_1, a_2) \lim_{i \rightarrow \infty} \mathbf{1}(\text{sign}(r_i(a_1) - r_i(a_2)) \neq \text{sign}(r_{\text{true}}(a_1) - r_{\text{true}}(a_2)) | 2\eta(a_1, a_2) - 1 |) = 0.$$

From Assumption 2 that $p(a_1, a_2) > 0$ for all $a_1, a_2 \in \mathcal{A}$, we have

$$\lim_{i \rightarrow \infty} \mathbf{1}(\text{sign}(r_i(a_1) - r_i(a_2)) \neq \text{sign}(r_{\text{true}}(a_1) - r_{\text{true}}(a_2)) | 2\eta(a_1, a_2) - 1 |) = 0, \quad \forall a_1, a_2 \in \mathcal{A}.$$

If $r_{\text{true}}(a_1) > r_{\text{true}}(a_2)$, from Assumption 1, we have $2\eta(a_1, a_2) - 1 > 0$, therefore,

$$\lim_{i \rightarrow \infty} r_i(a_1) - r_i(a_2) > 0,$$

which guarantees the rank-preservation. \square

Proof of Corollary 1. This is the direct consequence of Theorem 1 and Proposition 1.

C.5 Strictly Proper Composite Losses

Strictly proper composite losses [24, 30] are the famous class of CPE loss.

Definition 5 (Strictly proper composite losses). A loss function ℓ is a strictly proper composite with invertible link function f if the minimizer g^* of $R_\ell(g)$ is $f \circ \eta$, where \circ is the composition operator.

If a loss is a strictly proper composite, we can recover the exact recovery of the posterior probability of the class probability by $\eta(a_1, a_2) = f^{-1} \circ g^*(a_1, a_2)$. Also, if we know the relationship between the class probability and the reward, e.g., in the BT, we can recover the exact reward. Some losses, such as the logistic, squared, and exponential, are strictly composite.

D Supplementary Results

D.1 MNIST Preference Dataset

We present the result of the MNIST preference dataset with standard deviation in Table 4.

Table 4: Test reward accuracy. Average over 5 seeds.

Loss	$\varepsilon = 0.0$	$\varepsilon = 0.1$	$\varepsilon = 0.2$	$\varepsilon = 0.3$	$\varepsilon = 0.4$
logistic	89.8% (1.0)	80.8% (1.2)	73.9% (1.4)	66.2% (0.7)	58.3% (0.4)
hinge	89.4% (0.6)	81.2% (0.4)	74.5% (0.8)	66.5% (1.0)	57.6% (1.6)
unhinged	77.7% (1.4)	76.9% (1.8)	74.0% (1.9)	70.0% (0.9)	61.6% (2.0)
ramp	92.2% (0.7)	89.9% (1.0)	86.8% (1.4)	82.2% (1.3)	70.8% (1.4)
sigmoid	91.2% (0.2)	88.9% (0.4)	85.6% (1.1)	80.9% (3.0)	68.8% (1.6)

D.2 Language Model Alignment

We present the result of the language model alignment task in Sec. 5.2 with standard deviation in Table 5 and 6.

Table 5: Win rate comparison (%) under symmetric noise on Anthropic HH. Values are means \pm standard deviations over 10 seeds.

Method	Noise Ratio			
	0.0	0.2	0.3	0.4
DPO	84.5 \pm 1.4	81.8 \pm 1.4	81.5 \pm 1.3	79.6 \pm 1.1
cDPO	84.3 \pm 1.3	80.8 \pm 1.8	80.6 \pm 1.2	79.7 \pm 1.5
rDPO	84.4 \pm 1.4	81.6 \pm 1.4	81.0 \pm 1.1	79.7 \pm 1.5
ROPO	86.3 \pm 0.8	83.6 \pm 1.1	82.8 \pm 1.2	81.2 \pm 1.4
Ramp (ours)	<u>85.5</u> \pm 1.1	85.1 \pm 1.3	82.4 \pm 2.2	79.7 \pm 1.6
Sigmoid (ours)	<u>85.8</u> \pm 1.1	<u>84.4</u> \pm 1.5	83.9 \pm 1.1	82.1 \pm 1.4

Table 6: Win rate comparison (%) under symmetric noise on UFB. Values are means \pm standard deviations over 10 seeds.

Method	Noise Ratio			
	0.0	0.2	0.3	0.4
DPO	60.3 \pm 1.2	58.3 \pm 1.0	57.0 \pm 1.0	55.5 \pm 1.5
cDPO	60.2 \pm 1.5	56.8 \pm 1.1	55.4 \pm 0.9	54.4 \pm 1.1
rDPO	60.4 \pm 1.4	58.1 \pm 1.3	56.6 \pm 1.3	55.2 \pm 1.3
ROPO	62.9 \pm 1.9	62.8 \pm 1.0	61.0 \pm 1.3	58.4 \pm 0.9
Ramp (ours)	61.2 \pm 1.3	62.1 \pm 1.7	60.6 \pm 1.4	59.5 \pm 1.3
Sigmoid (ours)	63.3 \pm 1.0	63.5 \pm 1.4	62.8 \pm 1.1	60.7 \pm 1.3