

LAYERIF: Estimating Layer Quality for Large Language Models using Influence Functions

Hadi Askari[†], Shivanshu Gupta[§], Fei Wang^{||}, Anshuman Chhabra^{††}, Muhao Chen[†]

[†] University of California, Davis [§] University of California, Irvine

^{||} University of Southern California ^{††} University of South Florida

Abstract

Pretrained Large Language Models (LLMs) achieve strong performance across a wide range of tasks, yet exhibit substantial variability in the various layers’ training quality with respect to specific downstream applications, limiting their downstream performance. It is therefore critical to estimate layer-wise training quality in a manner that accounts for both model architecture and training data. However, existing approaches predominantly rely on model-centric heuristics (such as spectral statistics, outlier detection, or uniform allocation) while overlooking the influence of data. To address these limitations, we propose **LAYERIF**, a data-driven framework that leverages *Influence Functions* to quantify the training quality of individual layers in a principled and task-sensitive manner. By isolating each layer’s gradients and measuring the sensitivity of the validation loss to training examples by computing layer-wise influences, we derive data-driven estimates of layer importance. Notably, our method produces *task-specific* layer importance estimates for the *same* LLM, revealing how layers specialize for different test-time evaluation tasks. We demonstrate the utility of our scores by leveraging them for two downstream applications: (a) expert allocation in LoRA-MoE architectures and (b) layer-wise sparsity distribution for LLM pruning. Experiments across multiple LLM architectures demonstrate that our model-agnostic, influence-guided allocation leads to consistent gains in task performance.

1 Introduction

Deep neural networks, particularly Large Language Models (LLMs), have become increasingly powerful, achieving impressive performance across numerous natural language processing tasks such as question answering [1, 2], natural language inference [3], commonsense reasoning [4, 5], and code generation [6]. Recent models have demonstrated strong generalization across these benchmarks, such as Mistral [7], Gemma [8], GPT-4 [9], DeepSeek [10], LLaMA [11], and Qwen [12] model families. However, despite their effectiveness, these models exhibit significant internal variability, with layers differing substantially in terms of training quality and contribution to overall model performance [13–16]. Recent diagnostic tools, such as layer-wise adaptive learning rates [17, 18] and pruning strategies [19] informed by empirical spectral densities (ESDs), have highlighted that not all layers within a deep model are equally well-trained or consequential to its final performance.

There is a broad effort in the ML community to interpret and explain the behavior of these complex models. Many approaches take a model-centric perspective, examining the learned weights, activations, or attention patterns [20–23] within the network to deduce how it works. In contrast to these methods that probe the internals, *Influence Functions (IFs)* [24, 25] offer a data-centric lens on model behavior. Rather than focusing on internal representations, Influence Functions (IFs) measure how a model’s output would change if a given training example was perturbed or removed, effectively tracing the influence of training data on the model’s predictions. They have proven effective in a

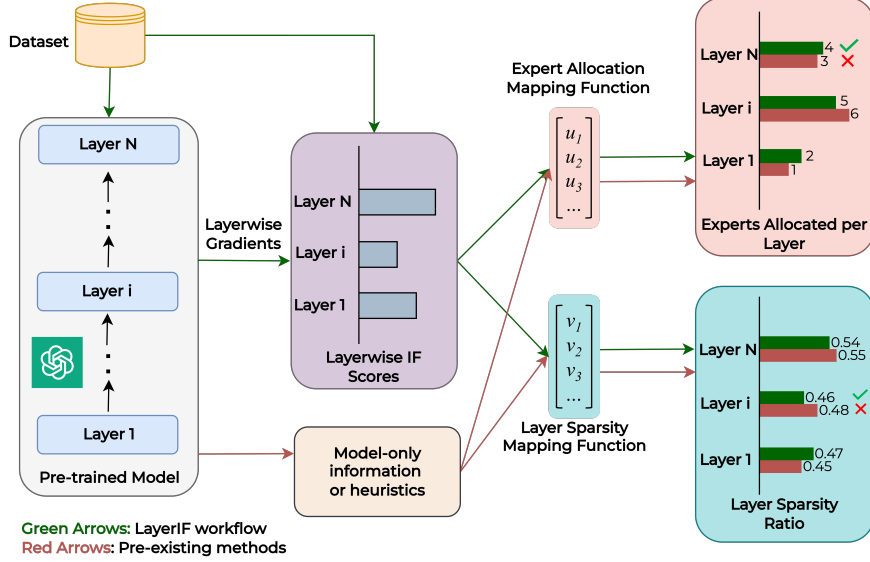


Figure 1: We present an overview of the LAYERIF pipeline via the green arrows. We quantify per-layer quality in a pretrained LLM using Influence Functions (IFs), demonstrating that the same model produces distinct layer-wise IF scores across different datasets, revealing dataset-specific specialization. The pipeline begins by extracting gradients at each Transformer block of the LLM, computed separately for each dataset. These gradients and the dataset are then used to estimate layer-wise IF scores that serve as data-driven proxies for layer quality. To demonstrate the utility of these scores, we consider two downstream applications: (a) the allocation of optimal experts per layer in a LoRA-MoE architecture, and (b) the computation of structured layer-wise sparsity ratios for model pruning. For each task, we apply a dedicated mapping function, to transform the raw IF scores into task-specific layer importance measures. On the contrary, pre-existing methods only use model-only information or heuristics to compute these metrics as indicated by the red arrows.

range of downstream machine learning tasks, including mislabeled data detection [26–28], optimal subset selection [29–31], model interpretation [32–34], data attribution [35], data valuation [36], in-context learning [37], and analyzing model biases [38, 39].

Since IFs offer an empirical approach to measure the impact of training samples on model predictions, they present a promising avenue for assessing and quantifying this variability in layer quality. Surprisingly, despite their clear potential, Influence Functions have not yet been formally applied or systematically formulated for evaluating the quality or importance of individual layers within deep neural networks, particularly LLMs. In this work, we address this gap by introducing a novel framework, LAYERIF, that leverages Influence Functions to rigorously quantify and interpret the training efficacy of individual model layers. By systematically analyzing each layer’s gradient information through IFs, we can obtain actionable insights into layer importance.

A key advantage of using IFs for estimating layer quality is their ability to combine perspectives from both the data- and model-level. For instance, the same model (if trained to different number of epochs) may exhibit layer-wise specialization that varies depending on the dataset or task, and IFs can capture this variability. Specifically, as part of our LAYERIF framework (illustrated in Fig. 1), we hypothesize that since IFs measure the sensitivity of model loss to individual training points and the loss of well-trained layers should show smaller changes, layer-wise IF scores can serve as a proxy for layer quality. These task-specific layer quality estimates can then be mapped to downstream settings using corresponding transformation functions.

We evaluate our LAYERIF framework on two practical downstream settings: (a) expert allocation in Mixture-of-Experts (MoE) architectures, and (b) layer sparsity allocation for model pruning. In recent work, MoE models have emerged as a compelling strategy for scaling LLMs efficiently by activating only a small subset of specialized subnetworks (“experts”) per input token [40, 41]. While several parameter-efficient fine-tuning methods (e.g., LoRA) have been extended to MoE settings by training multiple low-rank adapters (LoRA experts) with learned routing mechanisms

[42–44], typically, the same number of experts are allocated to every Transformer block. Recent studies [45, 46] have questioned this uniform allocation, finding that expert redundancy and routing overfitting can degrade performance. However, the alternatives proposed by them rely on group-based heuristics or model-driven ablations. In contrast, we propose to use *data-* and *model-driven* IF-based layer quality estimates to inform expert allocation.

Similarly, for the setting of layer sparsity allocation for LLM pruning, the traditional approach of imposing a uniform sparsity ratio per layer limits the ability to push toward greater global sparsity without sacrificing performance [47, 48]. Recent work on more principled approaches for allocating sparsity across layers includes OWL [49] and AlphaPruning [19], which perform non-uniform sparsity allocation using metrics derived from weight statistics (e.g., outlier activations or heavy-tailed spectral properties). These approaches rely solely on model weights and heuristics, without leveraging training data. Our method offers a complementary, data-driven alternative: we use LAYERIF to identify layers with lower aggregate influence and prune them more aggressively, while preserving better trained layers. In both pruning and MoE routing, our results show that LAYERIF-informed decisions yield improved accuracy trade-offs over uniform, heuristic, or solely model-driven baselines. Moreover, our method applies to both pretrained and fine-tuned models and is agnostic to the model architecture.

Contributions. In sum, our work advances layer quality estimation in LLMs through the following key contributions and findings:

- To the best of our knowledge, we are the first work to show that Influence Functions (IFs) can be effectively used to analyze LLM layer quality using our LAYERIF framework.
- We study the effectiveness of LAYERIF in two downstream tasks: **(a) expert allocation in Mixture-of-Experts (MoE) architectures**, and **(b) layer sparsity allocation for model pruning**.
- For expert allocation in Mixture-of-Experts (MoE) architectures we conduct experiments on Mistral-7b-v0.1 and Gemma-7b by computing the post fine-tuning accuracy over several GLUE (CoLA, MRPC) and QA (CommonsenseQ, OpenbookQ, TextScienceQ) datasets. This leads to percentage increase of 1.61% over the best performing baseline.
- For layer sparsity allocation for model pruning we conduct experiments on Mistral-7b-v0.1 and Gemma-7b on several by computing the post-pruning zero shot accuracy on several NLP tasks namely BoolQ, Hellaswag, Winogrande, RTE, OpenbookQA, ARC Easy and ARC Challenge. This leads to a 0.90% increase over the next best baseline.

2 Related Works

Layer Quality Estimation. Prior work has examined the representational differences that emerge across layers within deep neural networks [50–52]. Several probing techniques have been deployed to capture the semantics of internal layer representations [53, 54]. Additionally, [55] employs random matrix theory to analyze the weight matrices of Deep Neural Networks. They show that these matrices exhibit heavy tail empirical spectral density (ESD) and a decay coefficient of this ESD, PL_Alpha_Hill , can effectively gauge layer quality. More recent work has used Shapley Values [56] to identify which layers contribute more to the model’s capabilities [57]. Other research has found that the middle layers in LLMs provide stronger features for downstream tasks [58].

Model Pruning and layer-wise sparsity budgets. Pruning is a long-established technique in neural network optimization, aimed at reducing the size of a trained model by eliminating redundant or non-essential parameters. [59, 60]. Modern works have used the similarity between the representations at different layers to identify the optimal layers to prune, finding that the deepest layers can be pruned with minimal degradation [61]. [62] Compared the change in cosine similarity of the input and output representations of a layer to prune the model. Similarly, [63] prunes model structures based on gradient information, followed by LoRA finetuning, [47] prunes based on the Hessian inverse, and [48] uses weights and activations of layers to introduce sparsity. Computing layer-wise sparsity ratios has been commonly used in older pruning methods [64] and quantization approaches [65]. [19] uses the aforementioned PL_Alpha_Hill metric [55] to calculate layer-wise sparsity ratios for pruning. Finally, [49] proposes a non-uniform, layer-specific sparsity scheme informed by the distribution of outlier activations across layers.

Allocating Mixture of Experts. Research in combining LoRA based finetuning [66] and Mixture of Experts Models [40] to boost performance is an actively growing field. Several works have

proposed uniform strategies for allocating experts in LoRA-MoE settings [67–71]. Other works have looked into heuristics-based group methods [45] and Heavy-Tailed Self-Regularization Theory [46] based adaptive layer-wise methods to allocate experts. Other research directions aim to improve the composability of LoRA for cross-task generalization [72].

Influence Functions. Classical influence function approaches seek to estimate the effect of training samples on the model’s loss, either by leave-one-out retraining [25, 73–76] or through gradient-based approximation [26, 77, 78, 34, 79]. However, most of these methods are inapplicable for large language models due to computational inefficiency or convexity assumptions [80, 28]. More recently, several influence function methods have been proposed for LLMs, such as DataInf [81], Arnoldi iteration [82], alternative Hessian forms [33, 83], self-influence [84, 85], ensemble approaches [35, 86], as well as less performant but compute-efficient Hessian-free approaches [28, 27, 31, 87]. It is important to note that our LAYERIF framework is agnostic to the choice of influence function, so new advancements made in this area can be directly utilized as part of our layer quality estimation approach.

3 Proposed Approach

In this section we will first define the preliminaries and notation that we will use and then formally define our method.

3.1 Preliminaries and Notation

We clarify that in this work, the term layer refers specifically to a Transformer block, which comprises multiple weight matrices, including those associated with the attention mechanism and the mlp projection layers. We will now describe the preliminaries for Influence Functions and then for the two tasks we consider in this work: (a) allocating mixture of experts for LoRA finetuning and (b) layer sparsity allocation for model pruning.

Influence Functions. Let the training dataset be $D^{\text{train}} = \{z_i\}_{i=1}^n$ and the validation dataset be $D^{\text{val}} = \{z_j^{\text{val}}\}_{j=1}^m$, with f_θ representing a pretrained large language model with parameters $\theta \in \Theta$ trained using loss ℓ . The Influence Function (IF) quantifies the sensitivity of model parameters to individual training examples [24, 25, 88]. Formally, it characterizes how the optimal parameter estimate θ^* changes when a specific training point is infinitesimally up-weighted in the empirical risk objective. Specifically, for a training point indexed by $k \in [n]$ and perturbed by infinitesimal weight $\epsilon \in \mathbb{R}$, we can obtain perturbed model parameters as $\theta^{(k)}(\epsilon)$. Then, assuming the loss is twice differentiable, [26] showed that the influence of the k -th training point on the learned parameters θ^* can be derived by taking the limit of the perturbed solution with respect to ϵ , as $\epsilon \rightarrow 0$:

$$I_{\theta^*}(z_k) := \left. \frac{d\theta^{(k)}}{d\epsilon} \right|_{\epsilon=0} = H(\theta^*)^{-1} \nabla_\theta \ell(z_k, \theta),$$

Where $H(\theta)$ is the Hessian matrix. Subsequently, the influence of a training sample $z_i \in D^{\text{train}}$ on the validation loss becomes:

$$I(z_i) = \sum_{j=1}^m \nabla_\theta \ell(z_j^{\text{val}}, \theta)^\top H(\theta)^{-1} \nabla_\theta \ell(z_i, \theta).$$

The influence function $I(z_i)$ measures the effect of an individual training example on the validation loss. Specifically, it captures whether the sample z_i has a beneficial or detrimental impact on the model’s predictive performance. A larger negative/positive value of $I(z_i)$ indicates that the data point contributes to a reduction/increase in the loss, thereby serving as a beneficial/detrimental example for model optimization.

LoRA-MoE. In the Mixture-of-Experts (MoE) paradigm, each Transformer layer is augmented with N parallel expert modules [41]. Given an input $\mathbf{x} \in \mathbb{R}^d$, the MoE layer computes the output as: $\mathbf{o} = \mathbf{W}_0 \mathbf{x} + \sum_{i=1}^N G_i(\mathbf{x}) E_i(\mathbf{x})$ where \mathbf{W}_0 is the pre-trained weight matrix, $E_i(\mathbf{x})$ denotes the output of the i -th expert, and $G_i(\mathbf{x})$ is the routing probability for expert i , typically produced by a softmax over a trainable gating network: $G(\mathbf{x}) = \text{Softmax}(\mathbf{x} \mathbf{W}_g)$ with \mathbf{W}_g being the gating matrix.

In practical implementations, only the top- K experts are selected to compute $E_i(\mathbf{x})$, and their outputs are aggregated with load-balancing losses to avoid expert collapse.

Layer Sparsity Allocation for Model Pruning. Given a pretrained Transformer-based language model N with L layers, we denote the set of prunable weights by W , and the model architecture by a tuple $D = (d_1, d_2, \dots, d_L)$, where d_i represents the number of prunable parameters in the i -th layer. The goal of layer-wise pruning is to remove a fraction of parameters in W while maintaining model performance. Rather than pruning uniformly across layers, a strategy is adopted to allocate different pruning budgets based on *layer quality*.

We now define the process of selecting important layers based on IF scores via LAYERIF. We then discuss how we can use LAYERIF for (a) allocating a mixture of experts for LoRA finetuning and (b) layer sparsity allocation for model pruning.

3.2 LAYERIF: Estimating Layer Quality via Influence Functions

To assess the relative quality of different layers in the model, we localize IF computation to each layer l . We denote the per-layer parameter vectors as $\theta^{(l)}$ for each layer $l \in \{1, \dots, N\}$. Let $\nabla_{\theta^{(l)}} \ell_i$ and $H^{(l)}(\theta)$ be the gradient and Hessian restricted to layer l . We define the layer-specific influence score of training point z_i as:

$$I^{(l)}(z_i) = \sum_{j=1}^m \nabla_{\theta^{(l)}} \ell(z_j^Y, \theta)^\top \left(H^{(l)}(\theta) \right)^{-1} \nabla_{\theta^{(l)}} \ell(z_i, \theta)$$

For each layer l , we aggregate the influence scores across the training set, considering only positively influential samples: $S^{(l)} = \sum_{i=1}^n \mathbb{I}[I^{(l)}(z_i) > 0] \cdot I^{(l)}(z_i)$ where $\mathbb{I}[\cdot]$ is the indicator function. This yields a vector $S \in \mathbb{R}^N$, where each element $S^{(l)}$ captures the cumulative positive influence of training data on validation performance through layer l .

Justification. We now provide some intuitive justification for why the LAYERIF framework can estimate layer quality with a high degree of accuracy. It is important to note that IF theory states that positive/negative influence scores for samples increase/decrease model loss and are hence, detrimental/beneficial to learning the task. In the same vein, to assess overall detriment/benefit to the end-task performance as a scalar, we can sum over all positive/negative influence sample scores. Moreover, by restricting influence to a particular combination of training samples and layers we can obtain these scalar influence contributions for these layers. Since we do this layer-wise influence computation in LAYERIF for different layers but keep the training samples fixed, we essentially isolate the impact of different layers on end-task performance. Thus, LAYERIF can serve as an effective approach for estimating layer quality in a data- and model-centric manner, unlike prior approaches. Layers with lower cumulative positive influence $S^{(l)}$ exhibit less sensitivity to training data, indicating greater stability and training maturity. Conversely, higher scores suggest under-trained or less generalizable layers. Finally, our layer quality scores obtained through LAYERIF can subsequently be used to guide pruning or resource allocation strategies that are dependent on accurate layer quality estimates, as we show next.

3.3 Layer-wise Expert Allocation using LAYERIF

We now discuss how we can use our LAYERIF method to calculate the optimal distribution of a fixed set of N parallel expert modules. To inform expert allocation, we evaluate the *quality* of each layer using LAYERIF, which measures the sensitivity of model predictions to individual training samples. We compute the IF matrix for each of the Transformer layers in an LLM on a train and validation set. To obtain a scalar score v_i for each layer, we aggregate its corresponding IF values while excluding any training samples with negative influence, i.e., those that increase the model’s validation loss, from the final sum.

To map LAYERIF scores to expert allocations, we first invert the raw scores obtained for each layer. Since our IF values are inverted in reflecting loss sensitivity, we apply a sign inversion to ensure that layers with higher (i.e., less negative) IF scores remain lower in magnitude after transformation. Formally, for each layer i , we compute $\tilde{v}_i = -v_i$. Next, we apply a power transformation to modulate the sharpness of the allocation. Specifically, we raise the inverted values to a hyperparameter-controlled exponent $\beta > 0$, yielding transformed scores $\hat{v}_i = \tilde{v}_i^\beta$. This exponent controls the

dispersion of the allocation: higher values of β amplify disparities between layers. We then scale the transformed values such that the total allocation, excluding a baseline of one expert per layer, matches the desired target sum T . Specifically, we compute $f_i = \frac{\tilde{v}_i}{\sum_{j=1}^m \tilde{v}_j} \cdot (T - m)$, where m is the number of layers, and the floor of each fractional allocation f_i is taken with a minimum of 1 added: $s_i = \lfloor f_i \rfloor + 1$. This guarantees that each layer receives at least one expert. Due to flooring, the sum $\sum_i s_i$ may be less than T . We compute the remaining allocation budget $r = T - \sum_i s_i$ and distribute these remaining units to the r layers with the largest fractional remainders $f_i - \lfloor f_i \rfloor$, ensuring the total sum constraint is satisfied: $s_i \leftarrow s_i + 1$, for top r layers with highest $(f_i - \lfloor f_i \rfloor)$. This procedure produces a final expert allocation vector $S = [s_1, s_2, \dots, s_m]$ such that $\sum_i s_i = T$ and $s_i \geq 1$ for all i .

For each module t in layer i , let $\mathbf{W}_0^{i,t} \in \mathbb{R}^{m \times n}$ denote the frozen pre-trained weight matrix. To construct the experts, we instantiate s_i low-rank adaptation modules comprising trainable matrix pairs $\{\mathbf{A}_j^{i,t}, \mathbf{B}_j^{i,t}\}_{j=1}^{s_i}$, where $\mathbf{A}_j^{i,t} \in \mathbb{R}^{m \times r}$ is initialized with random Gaussian weights and $\mathbf{B}_j^{i,t} \in \mathbb{R}^{r \times n}$ is initialized to zero. Here, $r \ll \min(m, n)$ denotes the rank of the adaptation [66].

A router $S_j^{i,t}$, parameterized by a trainable weight matrix $W_r^{i,t} \in \mathbb{R}^{n \times N_j}$, dynamically assigns experts for a given input x . Following the MoLA framework [45], we adopt a top- K routing strategy, where only the K most relevant experts are selected for computation. To encourage balanced expert utilization, we additionally incorporate a load balancing loss at each layer [89]. The routing process is formally defined as $S_j^{i,t}(x) = \frac{\text{TopK}(\text{Softmax}(W_r^{i,t}x), K)_j}{\sum_{j=1}^K \text{TopK}(\text{Softmax}(W_r^{i,t}x), K)_j}$, where $S_j^{i,t}(x)$ denotes the normalized assignment weight for expert j . The final layer output $h^{i,t}$ is computed as: $h^{i,t} = W_0^{i,t}x + \sum_{j=1}^K S_j^{i,t}(x)A_j^{i,t}B_j^{i,t}x$, where $W_0^{i,t}$ is a pre-trained base weight matrix, and $A_j^{i,t}, B_j^{i,t}$ are low-rank matrices parameterizing the j -th expert. Thus, the output $h^{i,t}$ combines the base transformation of x with the aggregated contributions of the top- K experts, each scaled by its corresponding assignment probability $S_j^{i,t}(x)$.

3.4 Layer Sparsity Allocation for Model Pruning via LAYERIF

We describe how our LAYERIF method can be applied to the problem of allocating layer sparsity budgets for model pruning [19, 90]. The motivating hypothesis is that the less well-trained a layer is, the more it can be pruned as opposed to pruning each layer uniformly. We compute the IF scores for each Transformer layer in an LLM on a train and validation set. These scores are aggregated by summing the positive influence contributions across all samples, resulting in a vector of layer quality scores $s = (s_1, s_2, \dots, s_L)$, where each s_i quantifies the total positive influence attributable to the i -th layer.

To ensure stable and meaningful sparsity allocation, we post-process the raw layer-wise IF scores before applying the mapping function. First, we take the absolute value of each score, and normalize these values to the range $[0, 1]$ using min-max normalization. This normalization step standardizes the range of IF magnitudes across layers. Next, we apply the Savitzky–Golay filter [91] to the normalized vector $\tilde{s} = (\tilde{s}_1, \tilde{s}_2, \dots, \tilde{s}_L)$ to smooth local fluctuations and reduce noise while preserving the overall trend in layer quality. The smoothed scores are then used as input to the sparsity allocation function ϕ described below. This two-step normalization and smoothing process improves robustness and consistency in sparsity assignment, particularly in cases where the raw influence scores vary erratically between adjacent layers.

To convert these quality scores into sparsity budgets, we build upon ideas in prior work [19]. First, we apply a normalized linear mapping $\phi : \mathbb{R}^L \rightarrow \mathbb{R}^L$, namely $\phi(\tilde{s})_i = \eta \left(\frac{\tilde{s}_i - \tilde{s}_{\min}}{\tilde{s}_{\max} - \tilde{s}_{\min}} (e_2 - e_1) + e_1 \right)$, where \tilde{s}_{\min} and \tilde{s}_{\max} are the minimum and maximum elements in the vector \tilde{s} , and e_1, e_2 are tunable parameters that control the minimum and maximum sparsity levels per layer. The scaling factor η is computed to satisfy the global sparsity constraint S , such that $\sum_{i=1}^L \phi(\tilde{s})_i \cdot d_i = S \cdot \sum_{i=1}^L d_i$ with d_i denoting the number of prunable parameters in the i -th layer. This ensures that the total number of remaining parameters matches the target sparsity level. We then incorporate these layer-wise sparsity ratios in LLM pruning methods Magnitude [92], Wanda [48] and SparseGPT [47] and evaluate zero-shot capabilities.

Table 1: Accuracy across datasets using ALPHALORA, MOLA and LAYERIF variants. We report scores under three IF strategies: Top 25% positively influential samples, all positively influential samples (+ve), and all samples (top performers in bold).

Dataset	ALPHALORA	MOLA			LAYERIF		
		2468	5555	8642	+ve	TOP 25%	ALL
MRPC	75.30	82.02	80.64	80.70	82.49	82.63	81.63
Cola	82.07	82.26	85.14	84.56	83.60	83.80	84.47
Text Science Q	78.52	64.65	72.75	76.39	75.04	79.59	77.61
Common Q	82.06	80.91	79.93	81.00	80.26	80.75	80.34
Openbook Q	84.60	64.00	83.80	82.20	87.40	84.60	85.20
Average	80.51	74.77	80.45	80.97	81.76	82.27	81.85

4 Experimental Results

We delineate our experimental setup for experiments and analysis, and discuss our dataset details, models used to conduct the experiments, our methods and baselines we compare against.

Datasets and Base LLMs. For the layer-wise expert allocation in the LoRA-MoE application, we assess post-training zero-shot performance on two GLUE datasets and three commonsense reasoning tasks, following a protocol similar to that of Qing et al. [46]. The datasets used include: MRPC [93], CoLA [94], ScienceQA [95], CommonsenseQA [96], and OpenBookQA [97]. For layer sparsity allocation for model pruning we again assess the post-pruning zero-shot performance of our models on several NLP tasks. Namely, BoolQ [98], Hellaswag [99], Winogrande [100], ARC Easy and ARC Challenge [101], RTE [94], and OpenBookQA [97]. For both of the applications we conduct experiments on Mistral-7b-v0.3 [7] and Gemma-7b [8]. All of our experiments run on 8×NVIDIA RTX 6000 Ada GPUs. All code and reproducibility configurations are provided in Appendix G and we provide further information on statistical significance of our results in F.

Method Protocol and Baseline Configurations. For the layer-wise expert allocation application we train our models for 3 epochs and then compare zero-shot accuracy on the datasets using a protocol similar to [46]. We experimented with 3 LAYERIF configurations: using all samples LAYERIF (ALL), using only positively influential training samples LAYERIF (+ve) and using the top 25 % of the most influential training samples for our layer-wise summation: LAYERIF (TOP 25%). Additionally, we compare against ALPHALORA [46], and 3 baselines from MOLA [45]: MOLA-2468, MOLA-5555 and MOLA-8642.

For layer sparsity allocation for model pruning, we apply the layer-wise sparsities derived from our LAYERIF method to traditional LLM pruning methods such as Magnitude [92], Wanda [48], and SparseGPT [47], and compare zero-shot performance. All of these methods originally have uniform layer-wise sparsity, which we use as a baseline for comparison. We also compare with state-of-the-art baselines ALPHAPRUNING [19] and OWL [49]. We prune our LLMs to 50% sparsity, since we can achieve strong accuracy while removing half of the model weights, hence maintaining the real-world utility of our method.

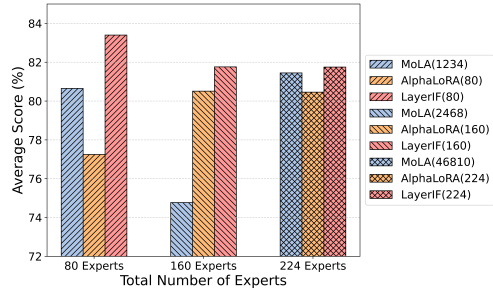


Figure 2: Comparison between ALPHALORA, MOLA and LAYERIF with varying number of total experts (80, 160, 224).

4.1 Results on Layer-wise Expert Allocation using LAYERIF

All LAYERIF configurations outperform baselines. Table 1 presents accuracy across datasets for expert allocation methods, including ALPHALORA, three variants of MOLA, and our proposed LAYERIF configurations. LAYERIF consistently outperforms prior approaches, achieving the highest average accuracy across datasets. Specifically, the best performing LAYERIF configuration had a relative percentage increase of 1.61% over the best performing baseline and the average of the

Table 2: Comparison of average accuracies across different pruning strategies (Magnitude, Wanda, SparseGPT) and layer-wise sparsity allocation methods at 50% pruning on Mistral-7b-v0.1 (top performers in bold).

Method	Magnitude	Wanda	SparseGPT	Average
UNIFORM	56.41	58.71	60.45	58.52
ALPHAPRUNING	56.74	58.48	60.07	58.43
OWL	56.16	58.75	59.99	58.30
LAYERIF	56.89	58.94	60.61	58.81

LAYERIF configurations had a 3.54% percentage increase over the average of other strong baselines. These results demonstrate that IF-based layer quality estimation provides a more effective signal for expert allocation in LLMs.

Consistently strong performance across varying number of experts. In Figure 2, we provide average results for varying the number of experts, specifically 80, 160 and 224 experts on Mistral-7b-v0.1. MoLA(1234) and MoLA(46810) are introduced as additional baselines, following the most performant pattern as claimed in the MoLA paper. We can clearly see that LAYERIF clearly outperforms the baselines in all three settings by having an average accuracy that is a 3.64% percent increase over the second best average accuracy ALPHALORA. Expert allocation results for Gemma-7b are provided in Appendix C.

4.2 Results on Layer Sparsity Allocation for Model Pruning via LAYERIF

Superior performance on all pruning techniques.

Table 5 clearly indicates that using LAYERIF for layer-wise sparsity allocation leads to performance gains over the baselines with a 1.03% percentage increase over OWL and a 0.90% increase over ALPHAPRUNING in SparseGPT respectively. The results reiterate the value of IF-based layer quality estimation.

Robust performance across multiple pruning ratios.

Figure 3 demonstrates the consistently reliable performance of LAYERIF across multiple pruning ratios. LAYERIF consistently achieved the highest accuracy across all pruning ratios, while baseline methods exhibited greater performance variability, frequently changing ranks across sparsity levels. On average, LAYERIF outperformed the next best method, OWL, by a 0.37% percentage increase. Moreover, we provide additional layer-wise sparsity allocation results for Gemma-7b in Appendix D and results with and without the smoothing of IF values in Appendix E.

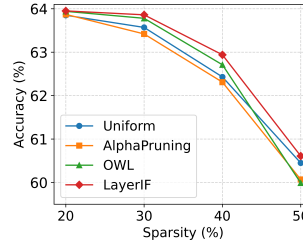


Figure 3: Mean accuracy across 4 sparsity levels (20%–50%) for Mistral-7b-v0.1 pruned using SparseGPT.

5 Discussion

In this section, we provide a discussion of the components of the LAYERIF pipeline and elaborate on key design choices and ablation studies conducted as part of our experiments.

Layer-wise Allocation Differences. We show a comparison between the number of experts allocated in LAYERIF versus other baselines in Figure 4. Unlike ALPHALORA and MoLA, which apply the same allocations to every test task, LAYERIF dynamically adapts the allocations based on data-driven task-affinity estimates. This clearly indicates the unique benefit of our approach, as we can tune the allocation based on how much task affinity a model has, as opposed to prior work, which offers allocation for all datasets based on model-only information at best.

Per Matrix versus Per Block. We compute the IF scores on a per-block basis within each Transformer layer. That is to say, the IF scores are aggregated across the attention and MLP heads of a given layer, and the average score is uniformly applied to all associated weights, rather than

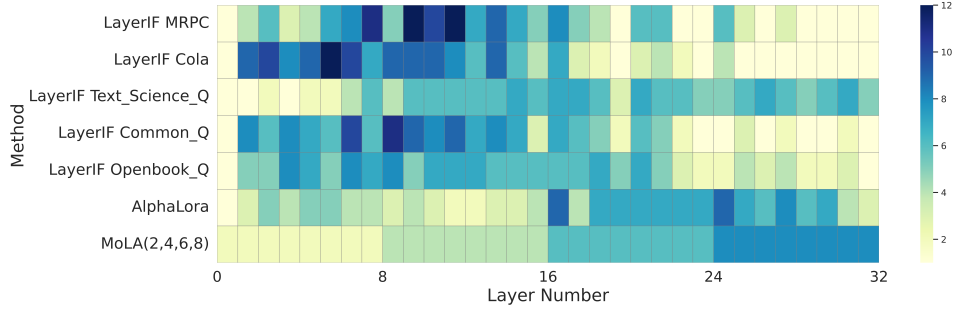


Figure 4: Heatmap showing expert allocations across Transformer layers for Mistral-7B-v0.1 at a total of 160 experts, comparing our dataset-specific approach LAYERIF to ALPHALORA and MOLA. Unlike ALPHALORA and MOLA, which apply the same allocations to every test task, LAYERIF adapts allocations based on the dataset. This is reflected in the diverse allocation patterns across the various LAYERIF rows as darker shades indicate higher expert allocation to that particular layer.

computing separate scores for each component. This design choice follows the precedent set by prior work [19, 49]. To empirically assess the impact of this decision, we conducted an ablation study using LLaMA2-7B [11] at 70% sparsity across all three pruning methods. We observed that computing scores on a per-block basis yielded a 2.14% average improvement in accuracy, thereby corroborating the effectiveness of this approach.

Computational Complexity. One limitation of IF-based methods in general (at test-time) is their high computational complexity, primarily due to the Hessian inversion. However, optimizing this compute time is an active area of research [28, 82] and our LAYERIF framework can employ any efficient IF method proposed in the future. Additionally, it is important to note that our framework is not for use during inference. That is, since our framework is applied *during model training*, the computational overhead of IF is a minuscule fraction of the time it takes to pretrain LLMs.

Comparison with Hessian-free IF Methods. While Hessian-free IF methods are computationally more efficient, they generally lead to a drop in performance [37, 28]. To assess if Hessian-free methods such as TracIn [27] can be used for layer quality influence estimation, we compute the layer-wise expert allocations for each dataset from our main experiments using TracIn as the IF method in LAYERIF and compare these allocations with those derived from the Hessian-based method, DataInf [81] (employed in our main experiments). We compute the Spearman’s correlation coefficient and present our findings in Table 3. We find that Hessian-free methods fail to capture meaningful information about layer-wise training quality as there is little to no agreement in the resulting layer allocations across datasets when employing TracIn compared to DataInf in LAYERIF.

Table 3: Measuring Spearman’s correlation coefficient between Hessian-based Hessian-free methods when employed in LAYERIF.

Dataset	Correlation
MRPC	-0.22
Cola	0.44
Openbook Q	0.09
Text Science Q	-0.69
Common Q	0.12

6 Conclusion

In this work, we introduced LAYERIF, a novel framework that leverages Influence Functions (IFs) to quantify layer quality in large language models (LLMs). Departing from prior model-centric information and heuristics, our approach provides a data-informed perspective by capturing the sensitivity of model loss to individual training examples at the layer level. To validate the utility of our layer-wise IF estimates, we applied them to two practical downstream tasks: expert allocation in Mixture-of-Experts (MoE) architectures and layer sparsity allocation for model pruning. Our method consistently outperformed the previously best approaches, achieving a 1.61% improvement in LoRA-MoE and a 0.90% gain in zero-shot accuracy after pruning. These results confirm that IF-based layer quality estimation can guide more effective structural adaptations in LLMs. Beyond its empirical gains, LAYERIF offers a general, training-data-aware framework for interpreting and optimizing deep models, applicable across architectures and deployment scenarios.

References

- [1] Pranav Rajpurkar, Jian Zhang, Konstantin Lopyrev, and Percy Liang. SQuAD: 100,000+ questions for machine comprehension of text. In *Proceedings of EMNLP*, pages 2383–2392. Association for Computational Linguistics, 2016.
- [2] Zhilin Yang, Peng Qi, Saizheng Zhang, Yoshua Bengio, William W. Cohen, Ruslan Salakhutdinov, and Christopher D. Manning. Hotpotqa: A dataset for diverse, explainable multi-hop question answering, 2018. URL <https://arxiv.org/abs/1809.09600>.
- [3] Adina Williams, Nikita Nangia, and Samuel R. Bowman. A broad-coverage challenge corpus for sentence understanding through inference. In *Proceedings of NAACL-HLT*, 2018.
- [4] Alon Talmor, Jonathan Herzig, Nicholas Lourie, and Jonathan Berant. CommonsenseQA: A question answering challenge targeting commonsense knowledge. In Jill Burstein, Christy Doran, and Tamar Solorio, editors, *Proceedings of the 2019 Conference of the North American Chapter of the Association for Computational Linguistics: Human Language Technologies, Volume 1 (Long and Short Papers)*, pages 4149–4158, Minneapolis, Minnesota, June 2019. Association for Computational Linguistics. doi: 10.18653/v1/N19-1421. URL <https://aclanthology.org/N19-1421/>.
- [5] Rowan Zellers, Ari Holtzman, Yonatan Bisk, Ali Farhadi, and Yejin Choi. Hellaswag: Can a machine really finish your sentence?, 2019. URL <https://arxiv.org/abs/1905.07830>.
- [6] Mark Chen, Jerry Tworek, Heewoo Jun, Qiming Yuan, Henrique Ponde de Oliveira Pinto, Jared Kaplan, Harri Edwards, Yuri Burda, Nicholas Joseph, Greg Brockman, Alex Ray, Raul Puri, Gretchen Krueger, Michael Petrov, Heidy Khlaaf, Girish Sastry, Pamela Mishkin, Brooke Chan, Scott Gray, Nick Ryder, Mikhail Pavlov, Alethea Power, Lukasz Kaiser, Mohammad Bavarian, Clemens Winter, Philippe Tillet, Felipe Petroski Such, Dave Cummings, Matthias Plappert, Fotios Chantzis, Elizabeth Barnes, Ariel Herbert-Voss, William Hebgen Guss, Alex Nichol, Alex Paino, Nikolas Tezak, Jie Tang, Igor Babuschkin, Suchir Balaji, Shantanu Jain, William Saunders, Christopher Hesse, Andrew N. Carr, Jan Leike, Josh Achiam, Vedant Misra, Evan Morikawa, Alec Radford, Matthew Knight, Miles Brundage, Mira Murati, Katie Mayer, Peter Welinder, Bob McGrew, Dario Amodei, Sam McCandlish, Ilya Sutskever, and Wojciech Zaremba. Evaluating large language models trained on code, 2021. URL <https://arxiv.org/abs/2107.03374>.
- [7] Albert Q. Jiang, Alexandre Sablayrolles, Arthur Mensch, Chris Bamford, Devendra Singh Chaplot, Diego de las Casas, Florian Bressand, Gianna Lengyel, Guillaume Lample, Lucile Saulnier, L  lio Renard Lavaud, Marie-Anne Lachaux, Pierre Stock, Teven Le Scao, Thibaut Lavril, Thomas Wang, Timoth  e Lacroix, and William El Sayed. Mistral 7b, 2023. URL <https://arxiv.org/abs/2310.06825>.
- [8] Gemma Team, Thomas Mesnard, Cassidy Hardin, Robert Dadashi, Surya Bhupatiraju, Shreya Pathak, Laurent Sifre, Morgane Riviere, Mihir Sanjay Kale, Juliette Love, Pouya Tafti, L  onard Hussenot, Pier Giuseppe Sessa, Aakanksha Chowdhery, Adam Roberts, Aditya Barua, Alex Botev, Alex Castro-Ros, Ambrose Slone, Am  lie H  liou, Andrea Tacchetti, Anna Bulanov  , Antonia Paterson, Beth Tsai, Bobak Shahriari, Charline Le Lan, Christopher A. Choquette-Choo, Cl  ment Crepy, Daniel Cer, Daphne Ippolito, David Reid, Elena Buchatskaya, Eric Ni, Eric Noland, Geng Yan, George Tucker, George-Christian Muraru, Grigory Rozhdestvenskiy, Henryk Michalewski, Ian Tenney, Ivan Grishchenko, Jacob Austin, James Keeling, Jane Labanowski, Jean-Baptiste Lespiau, Jeff Stanway, Jenny Brennan, Jeremy Chen, Johan Ferret, Justin Chiu, Justin Mao-Jones, Katherine Lee, Kathy Yu, Katie Millican, Lars Lowe Sjoesund, Lisa Lee, Lucas Dixon, Machel Reid, Maciej Mikula, Mateo Wirth, Michael Sharman, Nikolai Chinaev, Nithum Thain, Olivier Bachem, Oscar Chang, Oscar Wahltinez, Paige Bailey, Paul Michel, Petko Yotov, Rahma Chaabouni, Ramona Comanescu, Reena Jana, Rohan Anil, Ross McIlroy, Ruibo Liu, Ryan Mullins, Samuel L Smith, Sebastian Borgeaud, Sertan Girgin, Sholto Douglas, Shree Pandya, Siamak Shakeri, Soham De, Ted Klimentko, Tom Hennigan, Vlad Feinberg, Wojciech Stokowiec, Yu hui Chen, Zafarali Ahmed, Zhitao Gong, Tris Warkentin, Ludovic Peran, Minh Giang, Cl  ment F  rabet, Oriol Vinyals, Jeff Dean, Koray Kavukcuoglu, Demis Hassabis, Zoubin Ghahramani, Douglas Eck, Joelle Barral, Fernando Pereira, Eli Collins, Armand Joulin, Noah Fiedel, Evan Senter, Alek Andreev, and Kathleen Kenealy.

- Gemma: Open models based on gemini research and technology, 2024. URL <https://arxiv.org/abs/2403.08295>.
- [9] Aaron Hurst, Adam Lerer, Adam P Goucher, Adam Perelman, Aditya Ramesh, Aidan Clark, AJ Ostrow, Akila Welihinda, Alan Hayes, Alec Radford, et al. Gpt-4o system card. *arXiv preprint arXiv:2410.21276*, 2024.
 - [10] Daya Guo, Dejian Yang, Haowei Zhang, Junxiao Song, Ruoyu Zhang, Runxin Xu, Qihao Zhu, Shirong Ma, Peiyi Wang, Xiao Bi, et al. Deepseek-r1: Incentivizing reasoning capability in llms via reinforcement learning. *arXiv preprint arXiv:2501.12948*, 2025.
 - [11] Hugo Touvron, Thibaut Lavril, Gautier Izacard, Xavier Martinet, Marie-Anne Lachaux, Timothée Lacroix, Baptiste Rozière, Naman Goyal, Eric Hambro, Faisal Azhar, Aurelien Rodriguez, Armand Joulin, Edouard Grave, and Guillaume Lample. Llama: Open and efficient foundation language models, 2023. URL <https://arxiv.org/abs/2302.13971>.
 - [12] Qwen, :, An Yang, Baosong Yang, Beichen Zhang, Binyuan Hui, Bo Zheng, Bowen Yu, Chengyuan Li, Dayiheng Liu, Fei Huang, Haoran Wei, Huan Lin, Jian Yang, Jianhong Tu, Jianwei Zhang, Jianxin Yang, Jiaxi Yang, Jingren Zhou, Junyang Lin, Kai Dang, Keming Lu, Keqin Bao, Kexin Yang, Le Yu, Mei Li, Mingfeng Xue, Pei Zhang, Qin Zhu, Rui Men, Runji Lin, Tianhao Li, Tianyi Tang, Tingyu Xia, Xingzhang Ren, Xuancheng Ren, Yang Fan, Yang Su, Yichang Zhang, Yu Wan, Yuqiong Liu, Zeyu Cui, Zhenru Zhang, and Zihan Qiu. Qwen2.5 technical report, 2025. URL <https://arxiv.org/abs/2412.15115>.
 - [13] Andrey Gromov, Kushal Tirumala, Hassan Shapourian, Paolo Glorioso, and Daniel A Roberts. The unreasonable ineffectiveness of the deeper layers. *arXiv preprint arXiv:2403.17887*, 2024.
 - [14] Mingyu Jin, Qinkai Yu, Jingyuan Huang, Qingcheng Zeng, Zhenting Wang, Wenyue Hua, Haiyan Zhao, Kai Mei, Yanda Meng, Kaize Ding, et al. Exploring concept depth: How large language models acquire knowledge and concept at different layers? *arXiv preprint arXiv:2404.07066*, 2024.
 - [15] Siqi Fan, Xin Jiang, Xiang Li, Xuying Meng, Peng Han, Shuo Shang, Aixin Sun, Yequan Wang, and Zhongyuan Wang. Not all layers of llms are necessary during inference. *arXiv preprint arXiv:2403.02181*, 2024.
 - [16] Oscar SKEAN, Md Rifat Arefin, Dan Zhao, Niket Patel, Jalal Naghiyev, Yann LeCun, and Ravid Shwartz-Ziv. Layer by layer: Uncovering hidden representations in language models. *arXiv preprint arXiv:2502.02013*, 2025.
 - [17] Yefan Zhou, Tianyu Pang, Keqin Liu, Michael W Mahoney, Yaoqing Yang, et al. Temperature balancing, layer-wise weight analysis, and neural network training. *Advances in Neural Information Processing Systems*, 36:63542–63572, 2023.
 - [18] Zihang Liu, Yuanzhe Hu, Tianyu Pang, Yefan Zhou, Pu Ren, and Yaoqing Yang. Model balancing helps low-data training and fine-tuning. *arXiv preprint arXiv:2410.12178*, 2024.
 - [19] Haiquan Lu, Yefan Zhou, Shiwei Liu, Zhangyang Wang, Michael W Mahoney, and Yaoqing Yang. Alphapruning: Using heavy-tailed self regularization theory for improved layer-wise pruning of large language models. *Advances in Neural Information Processing Systems*, 37: 9117–9152, 2024.
 - [20] Sofia Serrano and Noah A Smith. Is attention interpretable? *arXiv preprint arXiv:1906.03731*, 2019.
 - [21] Samira Abnar and Willem Zuidema. Quantifying attention flow in transformers, 2020. URL <https://arxiv.org/abs/2005.00928>.
 - [22] Sarah Wiegreffe and Yuval Pinter. Attention is not not explanation, 2019. URL <https://arxiv.org/abs/1908.04626>.
 - [23] Yaru Hao, Li Dong, Furu Wei, and Ke Xu. Self-attention attribution: Interpreting information interactions inside transformer, 2021. URL <https://arxiv.org/abs/2004.11207>.

- [24] Frank R Hampel. The influence curve and its role in robust estimation. *Journal of the american statistical association*, 69(346):383–393, 1974.
- [25] R Dennis Cook and Sanford Weisberg. Characterizations of an empirical influence function for detecting influential cases in regression. *Technometrics*, 22(4):495–508, 1980.
- [26] Pang Wei Koh and Percy Liang. Understanding black-box predictions via influence functions. In *International Conference on Machine Learning (ICML)*, pages 1885–1894. PMLR, 2017.
- [27] Garima Pruthi, Frederick Liu, Satyen Kale, and Mukund Sundararajan. Estimating training data influence by tracing gradient descent. *Advances in Neural Information Processing Systems*, 33:19920–19930, 2020.
- [28] Anshuman Chhabra, Bo Li, Jian Chen, Prasant Mohapatra, and Hongfu Liu. Outlier Gradient Analysis: Efficiently Identifying Detrimental Training Samples for Deep Learning Models. In *International Conference on Machine Learning (ICML)*. PMLR, 2025.
- [29] Vitaly Feldman and Chiyuan Zhang. What neural networks memorize and why: Discovering the long tail via influence estimation. *Advances in Neural Information Processing Systems*, 33: 2881–2891, 2020.
- [30] Han Guo, Nazneen Fatema Rajani, Peter Hase, Mohit Bansal, and Caiming Xiong. Fastif: Scalable influence functions for efficient model interpretation and debugging. *arXiv preprint arXiv:2012.15781*, 2020.
- [31] Mengzhou Xia, Sadhika Malladi, Suchin Gururangan, Sanjeev Arora, and Danqi Chen. Less: Selecting influential data for targeted instruction tuning. *arXiv preprint arXiv:2402.04333*, 2024.
- [32] Xiaochuang Han, Byron C Wallace, and Yulia Tsvetkov. Explaining black box predictions and unveiling data artifacts through influence functions. *arXiv preprint arXiv:2005.06676*, 2020.
- [33] Roger Grosse, Juhan Bae, Cem Anil, Nelson Elhage, Alex Tamkin, Amirhossein Tajdini, Benoit Steiner, Dustin Li, Esin Durmus, Ethan Perez, et al. Studying large language model generalization with influence functions. *arXiv preprint arXiv:2308.03296*, 2023.
- [34] Anshuman Chhabra, Peizhao Li, Prasant Mohapatra, and Hongfu Liu. ”What Data Benefits My Classifier?” Enhancing Model Performance and Interpretability through Influence-Based Data Selection. In *International Conference on Learning Representations (ICLR)*, 2024.
- [35] Juhan Bae, Wu Lin, Jonathan Lorraine, and Roger Grosse. Training data attribution via approximate unrolled differentiation. *arXiv preprint arXiv:2405.12186*, 2024.
- [36] Sang Keun Choe, Hwijeen Ahn, Juhan Bae, Kewen Zhao, Minsoo Kang, Youngseog Chung, Adithya Pratapa, Willie Neiswanger, Emma Strubell, Teruko Mitamura, et al. What is your data worth to gpt? llm-scale data valuation with influence functions. *arXiv preprint arXiv:2405.13954*, 2024.
- [37] Hadi Askari, Shivanshu Gupta, Terry Tong, Fei Wang, Anshuman Chhabra, and Muhao Chen. Unraveling indirect in-context learning using influence functions. *arXiv preprint arXiv:2501.01473*, 2025.
- [38] Hao Wang, Berk Ustun, and Flavio Calmon. Repairing without retraining: Avoiding disparate impact with counterfactual distributions. In *International Conference on Machine Learning (ICML)*, pages 6618–6627. PMLR, 2019.
- [39] Shuming Kong, Yanyan Shen, and Linpeng Huang. Resolving training biases via influence-based data relabeling. In *International Conference on Learning Representations (ICLR)*, 2021.
- [40] Noam Shazeer, Azalia Mirhoseini, Krzysztof Maziarczyk, Andy Davis, Quoc Le, Geoffrey Hinton, and Jeff Dean. Outrageously large neural networks: The sparsely-gated mixture-of-experts layer. *arXiv preprint arXiv:1701.06538*, 2017.

- [41] William Fedus, Barret Zoph, and Noam Shazeer. Switch transformers: Scaling to trillion parameter models with simple and efficient sparsity. *Journal of Machine Learning Research*, 23(120):1–39, 2022.
- [42] Qidong Liu, Xian Wu, Xiangyu Zhao, Yuanshao Zhu, Derong Xu, Feng Tian, and Yefeng Zheng. When moe meets llms: Parameter efficient fine-tuning for multi-task medical applications. In *Proceedings of the 47th International ACM SIGIR Conference on Research and Development in Information Retrieval*, pages 1104–1114, 2024.
- [43] Shihan Dou, Enyu Zhou, Yan Liu, Songyang Gao, Jun Zhao, Wei Shen, Yuhao Zhou, Zhiheng Xi, Xiao Wang, Xiaoran Fan, et al. Loramoe: Alleviate world knowledge forgetting in large language models via moe-style plugin. *arXiv preprint arXiv:2312.09979*, 2023.
- [44] Ted Zadouri, Ahmet Üstün, Arash Ahmadian, Beyza Ermiş, Acyr Locatelli, and Sara Hooker. Pushing mixture of experts to the limit: Extremely parameter efficient moe for instruction tuning. *arXiv preprint arXiv:2309.05444*, 2023.
- [45] Chongyang Gao, Kezhen Chen, Jinneng Rao, Baochen Sun, Ruibo Liu, Daiyi Peng, Yawen Zhang, Xiaoyuan Guo, Jie Yang, and VS Subrahmanian. Higher layers need more lora experts, 2024. URL <https://arxiv.org/abs/2402.08562>.
- [46] Peijun Qing, Chongyang Gao, Yefan Zhou, Xingjian Diao, Yaoqing Yang, and Soroush Vosoughi. Alphalora: Assigning lora experts based on layer training quality. *arXiv preprint arXiv:2410.10054*, 2024.
- [47] Elias Frantar and Dan Alistarh. Sparsegpt: Massive language models can be accurately pruned in one-shot, 2023. URL <https://arxiv.org/abs/2301.00774>.
- [48] Mingjie Sun, Zhuang Liu, Anna Bair, and J Zico Kolter. A simple and effective pruning approach for large language models. *arXiv preprint arXiv:2306.11695*, 2023.
- [49] Lu Yin, You Wu, Zhenyu Zhang, Cheng-Yu Hsieh, Yaqing Wang, Yiling Jia, Gen Li, Ajay Jaiswal, Mykola Pechenizkiy, Yi Liang, Michael Bendersky, Zhangyang Wang, and Shiwei Liu. Outlier weighed layerwise sparsity (owl): A missing secret sauce for pruning llms to high sparsity, 2024. URL <https://arxiv.org/abs/2310.05175>.
- [50] Nelson F. Liu, Matt Gardner, Yonatan Belinkov, Matthew E. Peters, and Noah A. Smith. Linguistic knowledge and transferability of contextual representations. In Jill Burstein, Christy Doran, and Tamar Solorio, editors, *Proceedings of the 2019 Conference of the North American Chapter of the Association for Computational Linguistics: Human Language Technologies, Volume 1 (Long and Short Papers)*, pages 1073–1094, Minneapolis, Minnesota, June 2019. Association for Computational Linguistics. doi: 10.18653/v1/N19-1112. URL <https://aclanthology.org/N19-1112/>.
- [51] Kevin Clark, Urvashi Khandelwal, Omer Levy, and Christopher D. Manning. What does BERT look at? an analysis of BERT’s attention. In Tal Linzen, Grzegorz Chrupała, Yonatan Belinkov, and Dieuwke Hupkes, editors, *Proceedings of the 2019 ACL Workshop BlackboxNLP: Analyzing and Interpreting Neural Networks for NLP*, pages 276–286, Florence, Italy, August 2019. Association for Computational Linguistics. doi: 10.18653/v1/W19-4828. URL <https://aclanthology.org/W19-4828/>.
- [52] Ravid Shwartz-Ziv and Naftali Tishby. Opening the black box of deep neural networks via information, 2017. URL <https://arxiv.org/abs/1703.00810>.
- [53] Ian Tenney, Patrick Xia, Berlin Chen, Alex Wang, Adam Poliak, R Thomas McCoy, Najoung Kim, Benjamin Van Durme, Samuel R. Bowman, Dipanjan Das, and Ellie Pavlick. What do you learn from context? probing for sentence structure in contextualized word representations, 2019. URL <https://arxiv.org/abs/1905.06316>.
- [54] Guillaume Alain and Yoshua Bengio. Understanding intermediate layers using linear classifier probes, 2018. URL <https://arxiv.org/abs/1610.01644>.

- [55] Charles H. Martin and Michael W. Mahoney. Implicit self-regularization in deep neural networks: Evidence from random matrix theory and implications for learning, 2018. URL <https://arxiv.org/abs/1810.01075>.
- [56] Lloyd S Shapley. A value for n-person games. In Harold W. Kuhn and Albert W. Tucker, editors, *Contributions to the Theory of Games II*, pages 307–317. Princeton University Press, Princeton, 1953.
- [57] Yang Zhang, Yanfei Dong, and Kenji Kawaguchi. Investigating layer importance in large language models, 2024. URL <https://arxiv.org/abs/2409.14381>.
- [58] Oscar Skea, Md Rifat Arefin, Dan Zhao, Niket Patel, Jalal Naghiyev, Yann LeCun, and Ravid Shwartz-Ziv. Layer by layer: Uncovering hidden representations in language models, 2025. URL <https://arxiv.org/abs/2502.02013>.
- [59] Yann LeCun, John Denker, and Sara Solla. Optimal brain damage. In D. Touretzky, editor, *Advances in Neural Information Processing Systems*, volume 2. Morgan-Kaufmann, 1989. URL https://proceedings.neurips.cc/paper_files/paper/1989/file/6c9882bbac1c7093bd25041881277658-Paper.pdf.
- [60] Babak Hassibi and David Stork. Second order derivatives for network pruning: Optimal brain surgeon. In S. Hanson, J. Cowan, and C. Giles, editors, *Advances in Neural Information Processing Systems*, volume 5. Morgan-Kaufmann, 1992. URL https://proceedings.neurips.cc/paper_files/paper/1992/file/303ed4c69846ab36c2904d3ba8573050-Paper.pdf.
- [61] Andrey Gromov, Kushal Tirumala, Hassan Shapourian, Paolo Gloriosi, and Daniel A. Roberts. The unreasonable ineffectiveness of the deeper layers, 2025. URL <https://arxiv.org/abs/2403.17887>.
- [62] Xin Men, Mingyu Xu, Qingyu Zhang, Bingning Wang, Hongyu Lin, Yaojie Lu, Xianpei Han, and Weipeng Chen. Shortgpt: Layers in large language models are more redundant than you expect, 2024. URL <https://arxiv.org/abs/2403.03853>.
- [63] Xinyin Ma, Gongfan Fang, and Xinchao Wang. Llm-pruner: On the structural pruning of large language models, 2023. URL <https://arxiv.org/abs/2305.11627>.
- [64] Trevor Gale, Erich Elsen, and Sara Hooker. The state of sparsity in deep neural networks, 2019. URL <https://arxiv.org/abs/1902.09574>.
- [65] Sehoon Kim, Coleman Hooper, Amir Gholami, Zhen Dong, Xiuyu Li, Sheng Shen, Michael W. Mahoney, and Kurt Keutzer. Squeezellm: Dense-and-sparse quantization, 2024. URL <https://arxiv.org/abs/2306.07629>.
- [66] Edward J Hu, Yelong Shen, Phillip Wallis, Zeyuan Allen-Zhu, Yuanzhi Li, Shean Wang, Lu Wang, Weizhu Chen, et al. Lora: Low-rank adaptation of large language models. *ICLR*, 1(2):3, 2022.
- [67] Dengchun Li, Yingzi Ma, Naizheng Wang, Zhengmao Ye, Zhiyuan Cheng, Yinghao Tang, Yan Zhang, Lei Duan, Jie Zuo, Cal Yang, et al. Mixlora: Enhancing large language models fine-tuning with lora-based mixture of experts. *arXiv preprint arXiv:2404.15159*, 2024.
- [68] Shu Yang, Muhammad Asif Ali, Cheng-Long Wang, Lijie Hu, and Di Wang. Moral: Moe augmented lora for llms’ lifelong learning. *arXiv preprint arXiv:2402.11260*, 2024.
- [69] Shihan Dou, Enyu Zhou, Yan Liu, Songyang Gao, Wei Shen, Limao Xiong, Yuhao Zhou, Xiao Wang, Zhiheng Xi, Xiaoran Fan, et al. Loramoe: Alleviating world knowledge forgetting in large language models via moe-style plugin. In *Proceedings of the 62nd Annual Meeting of the Association for Computational Linguistics (Volume 1: Long Papers)*, pages 1932–1945, 2024.
- [70] Tongxu Luo, Jiahe Lei, Fangyu Lei, Weihao Liu, Shizhu He, Jun Zhao, and Kang Liu. Moelora: Contrastive learning guided mixture of experts on parameter-efficient fine-tuning for large language models. *arXiv preprint arXiv:2402.12851*, 2024.

- [71] Wenfeng Feng, Chuzhan Hao, Yuewei Zhang, Yu Han, and Hao Wang. Mixture-of-loras: An efficient multitask tuning method for large language models. In *Proceedings of the 2024 Joint International Conference on Computational Linguistics, Language Resources and Evaluation (LREC-COLING 2024)*, pages 11371–11380, 2024.
- [72] Chengsong Huang, Qian Liu, Bill Yuchen Lin, Tianyu Pang, Chao Du, and Min Lin. Lorahub: Efficient cross-task generalization via dynamic lora composition, 2024. URL <https://arxiv.org/abs/2307.13269>.
- [73] Amirata Ghorbani and James Zou. Data shapley: Equitable valuation of data for machine learning. In *International Conference on Machine Learning (ICML)*. PMLR, 2019.
- [74] Ruoxi Jia, David Dao, Boxin Wang, Frances Ann Hubis, Nick Hynes, Nezihe Merve Gürel, Bo Li, Ce Zhang, Dawn Song, and Costas J Spanos. Towards efficient data valuation based on the shapley value. In *International Conference on Artificial Intelligence and Statistics*, 2019.
- [75] Yongchan Kwon and James Zou. Beta Shapley: a unified and noise-reduced data valuation framework for machine learning. In *International Conference on Artificial Intelligence and Statistics*, 2022.
- [76] Ruoxi Jia, David Dao, Boxin Wang, Frances Ann Hubis, Nezihe Merve Gurel, Bo Li, Ce Zhang, Costas Spanos, and Dawn Song. Efficient task specific data valuation for nearest neighbor algorithms. *Proceedings of the VLDB Endowment*, 2018.
- [77] Chih-Kuan Yeh, Joon Kim, Ian En-Hsu Yen, and Pradeep K Ravikumar. Representer point selection for explaining deep neural networks. *Advances in Neural Information Processing Systems*, 2018.
- [78] Yuanyuan Chen, Boyang Li, Han Yu, Pengcheng Wu, and Chunyan Miao. Hydra: Hypergradient data relevance analysis for interpreting deep neural networks. In *AAAI Conference on Artificial Intelligence*, 2021.
- [79] Andrew Ilyas, Sung Min Park, Logan Engstrom, Guillaume Leclerc, and Aleksander Madry. Datamodels: Predicting predictions from training data. *arXiv preprint arXiv:2202.00622*, 2022.
- [80] Andrea Schioppa, Katja Filippova, Ivan Titov, and Polina Zablotskaia. Theoretical and practical perspectives on what influence functions do. *Advances in Neural Information Processing Systems*, 2024.
- [81] Yongchan Kwon, Eric Wu, Kevin Wu, and James Zou. DataInf: Efficiently Estimating Data Influence in LoRA-tuned LLMs and Diffusion Models. In *International Conference on Learning Representations (ICLR)*, 2024.
- [82] Andrea Schioppa, Polina Zablotskaia, David Vilar, and Artem Sokolov. Scaling up influence functions. In *AAAI Conference on Artificial Intelligence*, 2022.
- [83] Sung Min Park, Kristian Georgiev, Andrew Ilyas, Guillaume Leclerc, and Aleksander Madry. Trak: Attributing model behavior at scale. *arXiv preprint arXiv:2303.14186*, 2023.
- [84] Irina Bejan, Artem Sokolov, and Katja Filippova. Make every example count: On the stability and utility of self-influence for learning from noisy nlp datasets. In *Conference on Empirical Methods in Natural Language Processing*, 2023.
- [85] Megh Thakkar, Tolga Bolukbasi, Sriram Ganapathy, Shikhar Vashishth, Sarath Chandar, and Partha Talukdar. Self-influence guided data reweighting for language model pre-training. In *Conference on Empirical Methods in Natural Language Processing*, 2023.
- [86] SungYub Kim, Kyungsu Kim, and Eunho Yang. Gex: A flexible method for approximating influence via geometric ensemble. *Advances in Neural Information Processing Systems*, 36, 2024.
- [87] Guillaume Charpiat, Nicolas Girard, Loris Felardos, and Yuliya Tarabalka. Input similarity from the neural network perspective. *Advances in Neural Information Processing Systems*, 2019.

- [88] R Douglas Martin and Victor J Yohai. Influence functionals for time series. *The annals of Statistics*, pages 781–818, 1986.
- [89] Barret Zoph, Irwan Bello, Sameer Kumar, Nan Du, Yanping Huang, Jeff Dean, Noam Shazeer, and William Fedus. St-moe: Designing stable and transferable sparse expert models. *arXiv preprint arXiv:2202.08906*, 2022.
- [90] Lujun Li, Peijie Dong, Zhenheng Tang, Xiang Liu, Qiang Wang, Wenhan Luo, Wei Xue, Qifeng Liu, Xiaowen Chu, and Yike Guo. Discovering sparsity allocation for layer-wise pruning of large language models. *Advances in Neural Information Processing Systems*, 37: 141292–141317, 2024.
- [91] Abraham Savitzky and M. J. E. Golay. Smoothing and Differentiation of Data by Simplified Least Squares Procedures. *Anal. Chem.*, 36(8):1627–1639, July 1964. doi: 10.1021/ac60214a047. URL <http://dx.doi.org/10.1021/ac60214a047>.
- [92] Song Han, Jeff Pool, John Tran, and William Dally. Learning both weights and connections for efficient neural network. *Advances in neural information processing systems*, 28, 2015.
- [93] Bill Dolan and Chris Brockett. Automatically constructing a corpus of sentential paraphrases. In *Third international workshop on paraphrasing (IWP2005)*, 2005.
- [94] Alex Wang, Amanpreet Singh, Julian Michael, Felix Hill, Omer Levy, and Samuel R Bowman. Glue: A multi-task benchmark and analysis platform for natural language understanding. *arXiv preprint arXiv:1804.07461*, 2018.
- [95] Pan Lu, Swaroop Mishra, Tanglin Xia, Liang Qiu, Kai-Wei Chang, Song-Chun Zhu, Oyvind Tafjord, Peter Clark, and Ashwin Kalyan. Learn to explain: Multimodal reasoning via thought chains for science question answering. *Advances in Neural Information Processing Systems*, 35:2507–2521, 2022.
- [96] Alon Talmor, Jonathan Herzig, Nicholas Lourie, and Jonathan Berant. Commonsenseqa: A question answering challenge targeting commonsense knowledge. *arXiv preprint arXiv:1811.00937*, 2018.
- [97] Todor Mihaylov, Peter Clark, Tushar Khot, and Ashish Sabharwal. Can a suit of armor conduct electricity? a new dataset for open book question answering. *arXiv preprint arXiv:1809.02789*, 2018.
- [98] Christopher Clark, Kenton Lee, Ming-Wei Chang, Tom Kwiatkowski, Michael Collins, and Kristina Toutanova. Boolq: Exploring the surprising difficulty of natural yes/no questions. *arXiv preprint arXiv:1905.10044*, 2019.
- [99] Rowan Zellers, Ari Holtzman, Yonatan Bisk, Ali Farhadi, and Yejin Choi. Hellaswag: Can a machine really finish your sentence? *arXiv preprint arXiv:1905.07830*, 2019.
- [100] Keisuke Sakaguchi, Ronan Le Bras, Chandra Bhagavatula, and Yejin Choi. Winogrande: An adversarial winograd schema challenge at scale. *Communications of the ACM*, 64(9):99–106, 2021.
- [101] Peter Clark, Isaac Cowhey, Oren Etzioni, Tushar Khot, Ashish Sabharwal, Carissa Schoenick, and Oyvind Tafjord. Think you have solved question answering? try arc, the ai2 reasoning challenge. *arXiv preprint arXiv:1803.05457*, 2018.

Appendix

A Limitations

A key limitation of Influence Functions is their reliance on an implicit convexity assumption, which may not strictly hold in LLMs. While this is a known limitation of IF theory and an ongoing area of research, we find that our proposed LAYERIF framework demonstrates strong empirical performance on LLMs despite this. We also note that LAYERIF is a training-time method and does not impact inference latency. Although computing IFs can be computationally intensive, particularly due to the Hessian inverse approximation, recent approaches such as DataInf offer closed-form solutions that significantly reduce this overhead. Future work will explore integrating such scalable IF estimators to further improve the efficiency of our method. Another limitation of our method stems from its data-driven nature: the subset of data used to compute IF scores must be representative of the overall training and validation distribution. Failure to ensure representativeness can lead to biased or unreliable influence estimates, potentially degrading the effectiveness of the method.

B Broader Impact

Our data-driven approach to assessing layer quality using Influence Functions offers a promising direction for making pretrained LLMs more efficient for downstream tasks. By enabling more targeted pruning, models can be made both more lightweight and environmentally sustainable. Additionally, optimizing expert allocation can enhance the performance of smaller models on specialized tasks, further improving efficiency and reducing computational and environmental costs. Our method also contributes to model interpretability by identifying which layers are most responsible for performance on specific downstream tasks. This insight can guide further research, ultimately leading to more effective and efficient language models.

C Gemma-7b Expert Allocation Results

This section presents results on layer-wise expert allocation for Gemma-7B, using a total of 160 experts in Table 4.

Table 4: Accuracy accross datasets using ALPHALORA, MoLA(3,5,7,8) and LAYERIF (+ve) for 160 experts on Gemma-7b.

Dataset	ALPHALORA	MoLA(3,5,7,8)	LAYERIF (+ve)
MRPC	82.61	82.89	84.75
Cola	86.09	86.86	86.96
Text Science Q	94.15	93.88	93.66
Common Q	84.11	83.94	83.46
Openbook Q	87.80	88.80	88.20
Average	86.55	87.47	87.81

As shown in the results, LAYERIF achieves superior average performance compared to the baseline methods.

D Gemma-7b Sparsity Allocation Results

Here, we provide results on layer-wise sparsity allocation for Gemma-7B for 50% sparsity in Table 5.

We can again see that LAYERIF has both the highest average and the best individual performance after pruning.

E Sparsity Allocation Results with and without smoothing for Mistral-7b-v0.1

As described in Section 3, we apply Savitzky–Golay smoothing [91] to the min-max normalized IF values within our layer-wise sparsity allocation algorithm. This smoothing step helps prevent any

Table 5: Comparison of average accuracies across different pruning strategies (Magnitude, Wanda, SparseGPT) and layer-wise sparsity allocation methods at 50% pruning on Gemma-7b.

Method	Magnitude	Wanda	SparseGPT	Average
UNIFORM	32.21	51.19	49.92	44.44
ALPHAPRUNING	34.21	50.76	51.39	45.45
OWL	33.27	47.15	47.48	42.63
LAYERIF	32.94	53.01	50.90	45.62

individual layer from being entirely pruned, while also enhancing the robustness and consistency of sparsity assignments. This was particularly helpful in scenarios where raw influence scores fluctuate significantly between adjacent layers.

We used a window-length of 7 and a polyorder of 3 for our filter. We present the percentage change¹ in performance at 70% sparsity, comparing results with and without smoothing, for Mistral-7B-v0.1 in Table 6.

Table 6: Percentage change between zero-shot accuracies across different ϵ values and LLM pruning methods.

	Magnitude	Wanda	SparseGPT
$\epsilon = 0.1$	(+) 1.49	(+) 0.94	(+) 0.97
$\epsilon = 0.2$	(+) 0.52	(+) 1.15	(+) 0.46
$\epsilon = 0.3$	(+) 0.03	(+) 0.05	(+) 0.41
$\epsilon = 0.4$	(+) 1.81	(-) 0.69	(+) 0.48
$\epsilon = 0.5$	(+) 0.63	(+) 0.78	(-) 0.02

We can clearly see that smoothing leads to an overall increase in performance across the different epsilon values and pruning methods.

F Statistical Significance of Results

We present the t-test statistical significance of our empirical results across both subsetings. Specifically, we analyze the average accuracy of LAYERIF compared to baseline methods across all expert counts and datasets evaluated for layer-wise expert allocation, as shown in Table 7.

Table 7: Computing the t-test metric to compare LAYERIF with MOLA and ALPHALORA on zero-shot accuracy across the different number of experts (** indicates statistical significance i.e., p -value < 0.05)

Algorithm	Average Accuracy	p -value
ALPHALORA	79.30	0.03152**
MOLA	78.97	0.03123**
LAYERIF	82.28	-

Table 7 clearly shows a statistically significant improvement over both of the other baselines.

Table 8: Computing the t-test metric to compare LAYERIF with ALPHAPRUNING, UNIFORM and OWL on zero-shot accuracy across the different number of pruning ratios (** indicates statistical significance i.e., p -value < 0.05)

Algorithm	Average Accuracy	p -value
ALPHAPRUNING	62.42	0.01969**
UNIFORM	62.58	0.03077**
OWL	62.61	0.09156
LAYERIF	62.84	-

We now analyze the average accuracy of LAYERIF compared to baseline methods across all pruning ratios for layer-wise sparsity allocation, as shown in Table 8.

¹Percentage change is computed as $\left(\frac{\text{with smoothing} - \text{without smoothing}}{\text{without smoothing}} \right) \times 100\%$

Table 8 clearly shows that LAYERIF produces statistically significant improvements in all of the baselines, except OWL, where it shows a marginally significant improvement.

G Code and Reproducibility

We follow the datasets and evaluation protocol of AlphaLora [46] for layer-wise expert allocation and the datasets and evaluation protocol of Alphapruning [19] for layer-wise sparsity allocation. Our code has been anonymized and uploaded here: https://anonymous.4open.science/r/Expert_Allocation-584A and https://anonymous.4open.science/r/LayerIF_Pruning-New-FF34.