

A Computational Approach to Improving Fairness in K-means Clustering

Guancheng Zhou^{†¶}, Haiping Xu^{‡¶}, Hongkang Xu^{§¶}, Chenyu Li[‡], Donghui Yan^{†¶*}

[†]Mathematics and Data Science

[‡]Department of Computer and Information Science

[§]Charlton College of Business

[‡]Data Science, Columbia University

[¶]University of Massachusetts Dartmouth, MA

September 25, 2025

Abstract

The popular K-means clustering algorithm potentially suffers from a major weakness for further analysis or interpretation. Some cluster may have disproportionately more (or fewer) points from one of the subpopulations in terms of some sensitive variable, e.g., gender or race. Such a fairness issue may cause bias and unexpected social consequences. This work attempts to improve the fairness of K-means clustering with a two-stage optimization formulation—clustering first and then adjust cluster membership of a small subset of selected data points. Two computationally efficient algorithms are proposed in identifying those data points that are expensive for fairness, with one focusing on nearest data points outside of a cluster and the other on highly ‘mixed’ data points. Experiments on benchmark datasets show substantial improvement on fairness with a minimal impact to clustering quality. The proposed algorithms can be easily extended to a broad class of clustering algorithms or fairness metrics.

Index terms— Fairness, K-means clustering, Gini index, nearest foreign points, class boundary.

1 Introduction

Clustering is an important problem in data mining. It aims to split the data into groups such that data points in the same group are similar while points in different groups are different under a given similarity metric. Clustering has been successfully applied in many practical applications, such as data grouping in exploratory data analysis, search results categorization, market segmentation etc. Clustering results are often used for further analysis or interpretation. However, directly applying results obtained from usual clustering algorithms may suffer from fairness issues—some cluster may favor data points from one of the subpopulations, i.e., having disproportionately more points. One example of

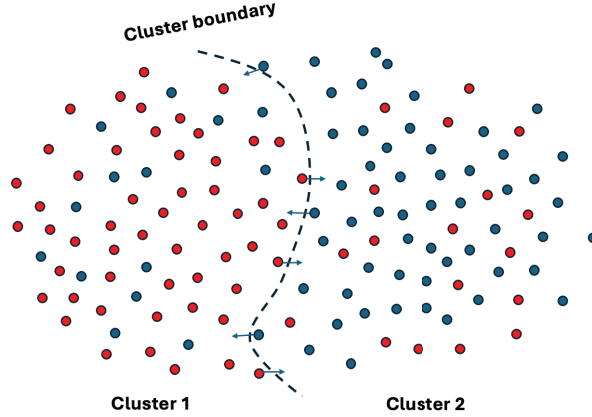


Figure 1: *Illustration of the fairness issue in clustering, Points of different color indicate different traits on a sensitive variable, e.g., gender where blue indicates male and red female. Cluster 1 is dominated by females while Cluster 2 by males. Points with an arrow indicate that we might switch its cluster membership assignment to make the clusters less dominated by one subpopulation.*

fairness issue is illustrated in Fig. 1 where, in each of the clusters, data points coming from one of the subpopulations dominate. Data points in Cluster 1 is dominated by females (marked by red), while Cluster 2 is dominated by males (marked by blue). When the subpopulations of interest are defined over some sensitive features (or variables), such as genders or races, it may cause undesirable bias [25] or social consequences [12, 17, 21].

This work aims to alleviate the fairness issue arising from clustering, and we focus on the popular K-means clustering algorithm [10] (note that our approach is applicable to general clustering with minimal changes to our proposed algorithm). One natural way is to treat clustering as an optimization problem, and fairness is viewed as a constraint. However, the constrained optimization problem might be computationally hard, even for K-means clustering [1], due to its nature as a mixed integer programming problem. While a number of methods have been proposed for fairness in clustering [2, 7, 8, 15], they are often very complicated or computationally expensive or tightly associated with a particular clustering algorithm. We take a different approach, and work on adjusting the clustering results generated by a given clustering algorithm. We will identify a small set of ‘promising’ data points and switch their cluster membership assignments to improve the fairness. The rationale is that, the inclusion of fairness in the clustering formulation should only change a small part of results in clustering.

Our contributions are as follows. We conceive a novel approach to improve the fairness of K-means clustering by adjusting the cluster membership of a small selected set of ‘promising’ data points. Two different implementations are proposed, with one focusing on nearest data points outside of a cluster and the

other on highly ‘mixed’ data points. Both implementations are conceptually simple, computationally efficient, and effective in improving the fairness of K-means clustering. Notably, both are also broad and adaptable in the sense that they are readily applicable to a broad class of clustering algorithms or different notions of fairness.

The remaining of this paper is organized as follows. In Section 2, we describe our algorithms to improve fairness in clustering. This is followed by a discussion of related work in Section 3. Experiments and results are presented in Section 4. Finally we conclude in Section 5.

2 The method

The main idea of our approach is to identify a subset of ‘promising’ data points and switch their cluster membership assignments to improve the fairness. Of course, we require that the switching of cluster membership of those selected points will not impact much of the overall cluster quality.

Mathematically, the problem of fair clustering can be formulated as an optimization problem with some cluster quality measure as the objective function and an additional constraint on fairness. Let \mathcal{S} be the set of all data points. Let functions $g(\cdot)$ and $f(\cdot)$ be the cluster quality measure and fairness measure of interest, respectively. Assuming there are K clusters, the fair clustering problem is formulated as the following optimization problem (\star)

$$\arg \min_{\pi} g(S_1, \dots, S_K), \quad (1)$$

$$f(S_1, \dots, S_K) \leq T \quad (2)$$

where the clustering operator (i.e., function) $\pi : \mathcal{S} \mapsto \{1, \dots, K\}$ maps each data point $x \in \mathcal{S}$ to its cluster index, and $S_i = \{x \in \mathcal{S} : \pi(x) = i\}$ is the set of data points in the i^{th} cluster, $i = 1, \dots, K$, and T is a small tunable parameter. In the above formulation, (1) corresponds to the usual clustering problem, and (2) is a constraint on the fairness defined on clusters obtained by a given clustering π , i.e., a partition of \mathcal{S} as $\mathcal{S} = \cup_{i=1}^K S_i$.

Directly solving the constrained optimization problem (\star) can be very costly, as it is a mixed integer programming problem. Our approach can be viewed as solving (\star) by two stages. In the first stage we solve the optimization problem without the fairness constraint (2), i.e., to solve the original clustering problem. This leads to a set of feasible solutions (by adjusting cluster membership of promising points) with each corresponding to a clustering result (i.e., cluster membership assignment) of the best or near-optimal cluster quality measure. The second stage starts from the set of feasible solutions, and focuses on the single objective of finding a solution with improved fairness. This is done by switching the cluster membership of data points along the cluster boundary.

Clearly data points that are far away from the cluster boundary should never be touched when re-assigning cluster memberships. This is illustrated in Fig. 2. Suppose we wish to re-assign the cluster membership of one such data point, say

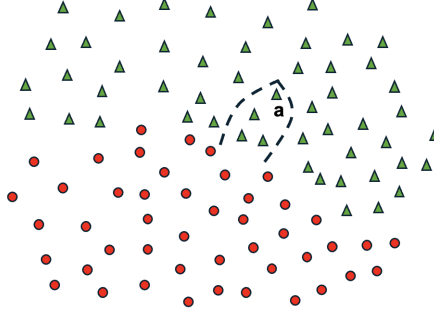


Figure 2: *Illustration of connectivity of data points in the same cluster. If one switches point a to the red cluster, then green points between it and the red cluster (i.e., points enclosed by the dashed curve) should also be switched.*

$a \in$ cluster \mathcal{C}_1 (i.e., cluster formed by green points) to cluster \mathcal{C}_2 (i.e., cluster of red points). Then, due to the *connectivity assumption* (i.e., data points from the same cluster form a “connected” region), many other data points between a and cluster \mathcal{C}_2 , i.e., data points circled by the dashed circle, should also be switched from cluster \mathcal{C}_1 to cluster \mathcal{C}_2 . This will lead to a substantial change in the value of the given cluster quality measure and is not desirable. Focusing on the near-boundary data points allows us to work on a small set of feasible solutions, and computation can be done quickly.

Our definition of fairness takes into account of discrepancy of the proportion of subpopulations in each cluster. For simplicity, assume that there are two subpopulations of interest, and let p_1 and p_2 be their respective proportions in the entire population. For each cluster $i = 1, \dots, K$, let p_{ij} be the proportion of data points belonging to subpopulations $j = 1, 2$. Let n be the total number of data points, and n_i be the number of data points in each of the clusters for $i = 1, \dots, K$. We can now give the following definition of the fairness index

$$\begin{aligned} \mathcal{F} &= \sum_{i=1}^K \frac{n_i}{n} \left(\sum_{j=1}^2 |p_{ij} - p_j| \right) \\ &= \sum_{i=1}^K w_i \left(\sum_{j=1}^2 |p_{ij} - p_j| \right), \end{aligned} \quad (3)$$

where term $\left(\sum_{j=1}^2 |p_{ij} - p_j| \right)$ measures the discrepancy of respective proportions of each subpopulation in the i^{th} cluster, and the discrepancies are weighted by the relative size, w_i , of each cluster out of the entire set of data points. We have $\mathcal{F} \in [0, 1]$, and a smaller value of \mathcal{F} would indicate a more fair clustering, and $\mathcal{F} = 0$ indicates that, in each cluster, all the subpopulations have the same proportion as in the general population. Note that our definition can be easily extended to settings with multiple subpopulations.

We will start by adjusting points from clusters for which one subpopulation dominates the most. To measure how much a subpopulation dominates points from a cluster, say A , we define the following cluster balance measure

$$\beta(A) = \frac{|\{x \in S_1\}|}{|\{x \in S_2\}|},$$

where S_1 and S_2 are the two subpopulations of interest and $|\cdot|$ indicates the cardinality (i.e., number of elements) of a finite set. Note that the balance measure can also be calculated on the entire dataset (population). If a cluster has a large value of cluster balance measure, then that means it has excessive data points from subpopulation S_1 . On the other hand, clusters with a small value of cluster balance index would have insufficient number of data points from subpopulation S_1 . So, two clusters will be better balanced in terms of cluster fairness by exchanging the cluster membership of points from a cluster of high cluster balance index with points from clusters of a small cluster balance index.

Having found which two clusters to switch cluster membership for their data points, the remaining issue is to identify which data points to adjust cluster membership. The overall idea is to find data points near the cluster boundary. Switching the cluster membership of such data points will not impact the cluster quality much since they do not contribute much in determining the class boundary as demonstrated by theoretical as well as empirical work in classification setting [24, 30].

We adopt two different implementations to locate candidate data points for cluster membership swapping, while keeping the deterioration to cluster quality ‘minimal’. One is to pick points that are far away from their own cluster centroid but near the centroid of some other cluster, and the other is to pick points that are highly mixed in the sense that there are data points from different clusters in a ‘small’ neighborhood of such data points. These are described in Sections 2.2 and 2.3, respectively, after a short description of K-means clustering in Section 2.1.

2.1 The K-means clustering algorithm

Formally, given n data points, K -means clustering seeks to find a partition of K sets S_1, S_2, \dots, S_K such that the within-cluster sum of squares, SS_W , is minimized

$$\arg \min_{S_1, S_2, \dots, S_K} \sum_{i=1}^K \sum_{\mathbf{x} \in S_i} \|\mathbf{x} - \boldsymbol{\mu}_i\|^2, \quad (4)$$

where $\boldsymbol{\mu}_i$ is the centroid of $S_i, i = 1, 2, \dots, K$.

Directly solving the problem formulated as (4) is hard, as it is an integer programming problem. Indeed it is a NP-hard problem [1]. The K-means clustering algorithm is often referred to a popular implementation sketched as Algorithm 1 below. For more details, one can refer to [10, 18].

Algorithm 1 K -means clustering algorithm

- 1: Generate an initial set of K centroids m_1, m_2, \dots, m_K ;
- 2: Alternate between the following two steps
- 3: Assign each point x to the “closest” cluster

$$\arg \min_{j \in \{1, 2, \dots, K\}} \|x - m_j\|^2;$$

- 4: Calculate the new cluster centroids

$$m_j^{new} = \frac{1}{\|S_j\|} \sum_{x \in S_j} x, \quad j = 1, 2, \dots, K;$$

- 5: Stop when cluster assignment no longer changes.
-

2.2 Improve fairness by adjusting nearest foreign points

Our first proposed implementation works by switching the cluster membership assignments for data points that are far away from their own cluster centroid while near the cluster centroid of other clusters. Call this the *near-foreign heuristic*. The idea is to switch the cluster membership of data points that are less likely to be in their assigned cluster (called source cluster) since they are far away from the cluster centroid while kind of likely to be part of some other clusters as they are among the nearest data points that are outside of the destination cluster (call such points *foreign points* of the destination cluster). Since such data points are near the cluster boundary, reassigning them will not impact the overall cluster quality much.

Fig. 3 is an illustration of the near-foreign heuristic. Note that simply switching the cluster membership of points that are furthest to a cluster centroid will not work, as there are two possibilities. One is that the data point is near some other cluster, it makes sense to reassign the cluster membership to such points to other cluster which will improve fairness while not impacting much to cluster quality. The other possibility is that, although the data points are far away from its own cluster centroid, they are not near any other cluster either (rather they are near the outmost side of the data space). One example can be seen from Fig. 3, where points a, b, c are all far away from the centroid of the cluster formed by green points. If we re-assign points a, b, c to the neighboring cluster which is the cluster formed by red points, then clearly point c will not make a good choice though points a and b are. Treating data points a and b as foreign points of the ‘red’ cluster, then re-assigning them to the ‘red’ cluster is expected, and in this case, point c should not be re-assigned to the ‘red’ cluster as it is not among those nearest foreign points.

A description of an algorithm based on the near-foreign heuristic is given as Algorithm 2. We say a cluster A is balance enough if its balance measure $\beta(A)$ is close (e.g., within a factor of $\beta_0 = 5 \sim 10\%$) to that calculated on the entire population. Note that the algorithm is described for two clusters for simplicity, and we can easily extend it to settings of multiple clusters (simply repeat

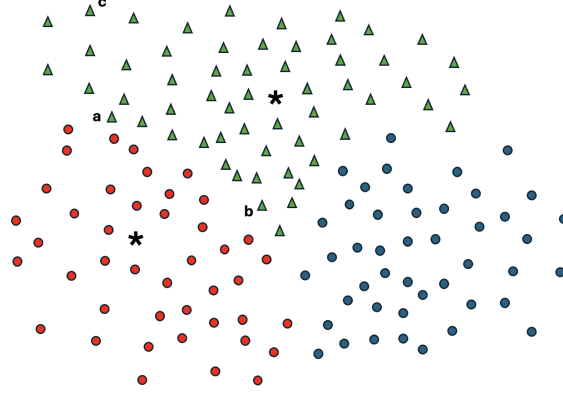


Figure 3: *Illustration of the near-foreign heuristic. Points from different classes are indicated by different colors. \star indicates the centroid the clusters formed by red points or green points.*

the algorithm for a number of times for a pair of clusters which are highly unbalanced). The algorithm has a linear computational complexity. It is upper bounded by the product of the number of data points and the number of times we exchange the cluster membership of points for a pair of unbalanced clusters.

Algorithm 2 $\text{fcNearForeign}(\mathbf{X}, \mathbf{k})$

- 1: Apply K-means clustering algorithm to the data;
 - 2: Calculate cluster balance measure, $\beta_i, i = 1, \dots, K$, on each cluster;
 - 3: Let A and B be clusters with the max and min balance measures, respectively;
 - 4: Calculate cluster centroids, x_A and x_B , for clusters A and B ;
 - 5: **for** each data point $X \in A \cup B$ **do**
 - 6: Calculate its distance to cluster centroid x_A or x_B as a foreign point;
 - 7: **end for**
 - 8: Sort such distances in increasing order;
 - 9: Let the respective data points be X_1, \dots, X_m with $m = |A \cup B|$;
 - 10: **while** Clusters A or B not balance enough **do**
 - 11: Switch the cluster membership for data point X_i w.r.t. cluster A or B ;
 - 12: Clusters A and B now become A' and B' , respectively;
 - 13: Recalculate the cluster balance measure for clusters A' and B' ;
 - 14: Stop loop if A' and B' are balance enough;
 - 15: **end while**
 - 16: Return updated cluster membership assignment;
-

2.3 Improve fairness by Gini index

The Gini index is originally used in tree-based methodology for classification [3]. The classification tree grows by recursively splitting the tree nodes, starting from

Case	C_1	C_2	C_3	Gini
Case 1	1/3	1/3	1/3	2/3
Case 2	0.5	0.30	0.20	0.62
Case 3	0.80	0.10	0.10	0.34
Case 4	0.90	0.05	0.05	0.185
Case 5	1.00	0.00	0.00	0

Table 1: *A toy example of node impurity. C_j denote the proportion of points in class $j = 1, 2, \dots, 5$. Case 1 and Case 5 are at the two extremes, with Case 1 being the most mixed while Case 5 being the purest.*

the root node which consists of the entire set of data points, to make the resulting child nodes more “pure” than their parent nodes. At each node split, one looks for a direction and (or) split point such that the overall purity of resulting tree nodes improves upon the node split. The Gini index measures how ‘mixed’ or ‘pure’ of points in a node which could be potentially from different classes. At a given node, x , let the proportion of data points for class j be denoted by p_j for $j = 1, \dots, J$, then the Gini index is defined as

$$G(x) = \sum_{j=1}^J p_j(1 - p_j). \quad (5)$$

To appreciate the Gini index as a measure of impurity, let us consider a few numerical examples as illustrated in Table 1. Clearly Case 1 is the most mixed while Case 5 is the purest by intuition, and the calculated Gini indices are consistent with our intuition.

In this work, we propose a novel use of the Gini index, i.e., use it to detect if a given data point is on or near the class (cluster) boundary. The idea is, if a data point is on or near the cluster boundary, then a small neighborhood of the data point would likely also consist of data points from different classes (clusters) thus a higher Gini index. This will resemble Case 1 or 2. On the other hand, if a data point is in the interior of a cluster, then data points from a small neighborhood will mostly be from one cluster, thus a very small Gini index. This will be like Case 4–5. Empirically, we can easily find a cutoff value to distinguish these two situations. The selection of the right-sized neighborhood is data-dependent, and we make it adaptive to the data by using the k -nearest neighborhood [29]. The goal is to make the neighborhood local and yet large enough to capture the purity of the neighborhood. Empirically we find the cluster quality not sensitive to the choice of k (c.f., Fig. 5).

The proposed algorithm starts by switching the cluster membership assignment for two neighboring clusters that are at two extremes in terms of a cluster balance measure. A description of an algorithm based on the Gini index is given as Algorithm 3. Similarly as that for the Algorithm 2, it is described for two clusters for simplicity, and we can easily extend to multiple clusters. Clearly the algorithm also has a linear computational complexity.

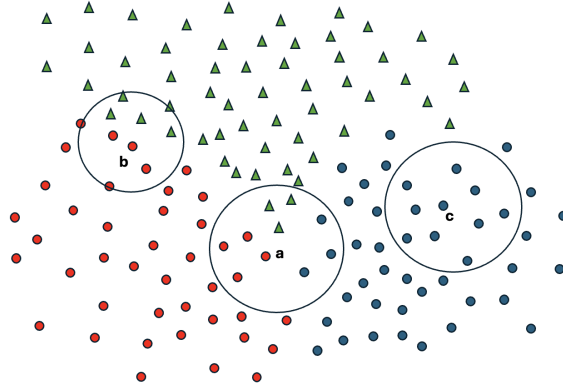


Figure 4: *Illustration of boundary and non-boundary points. Points from different classes are indicated by different colors. The circle are the 10-nearest neighborhood of given points a, b and c. The respective Gini indices are calculated as 0.66, 0.50, and 0 (which indicates the given point is an interior point).*

3 Related work

Work related to ours falls into several categories. The first is on algorithms for fair clustering. A number of algorithms have been proposed in the last decade, for instance [2, 7, 8]. Such algorithms generally formulate fair clustering as an optimization problem along with an additional constraint on fairness, and then directly solve the optimization problem at its entirety. Constraints that involves integer programming would substantially increase the computation. Also, such algorithms are typically closely tied to the underlying clustering algorithms. In contrast, our algorithm solves the constrained optimization problem in two stages with insights that allow us to focus on a small set of feasible solutions, which greatly reduces the problem space at low computational complexity. Also our proposed algorithms, though described for K-means clustering, does not explicitly depend on the underlying clustering algorithm.

There are many work that explores various notions of fairness in clustering or other machine learning problems, such as proportional fairness [5, 14], group fairness [6], and individually fair clustering [4, 19] etc. Also there are work that establishes theoretical guarantees [15] for fair clustering. Additionally, algorithms have been proposed to account for multiple fairness metrics simultaneously [9].

4 Experiments

To evaluate the performance of our approach, we choose 7 datasets from the UC Irvine Machine Learning Repository [16]. This includes the Indian Liver Patient dataset (ILPD), the Heart dataset, the Hepatitis C Virus (HCV) for Egyptian patients dataset, the Student Performance (StudentPerf) dataset, the Contraceptive Method Choice (CMC) dataset, the Seed dataset, the Higher Ed-

Algorithm 3 fcGini(X, k)

- 1: Apply K-means clustering algorithm to the data;
 - 2: Calculate cluster balance measure, $\beta_i, i = 1, \dots, J$, on each cluster;
 - 3: Let A and B be clusters with the max and min balance measures, respectively;
 - 4: **for** each data point $X \in A \cup B$ **do**
 - 5: Calculate the Gini index for X in its k-nearest neighborhood;
 - 6: **end for**
 - 7: Sort Gini indices in set $Gini(A \cup B)$ in decreasing order;
 - 8: Let the respective data points be X_1, \dots, X_m with $m = |A \cup B|$;
 - 9: **for** $i=1$ to m **do**
 - 10: Switch the cluster membership for data point X_i w.r.t. cluster A or B ;
 - 11: Clusters A and B now become A' and B' , respectively;
 - 12: Recalculate the cluster balance measure for clusters A' and B' ;
 - 13: Stop loop if A' and B' are balance enough;
 - 14: **end for**
 - 15: Return updated cluster membership assignment;
-

Data set	# Features	# instances	#Clusters
ILPD	10	579	2
Heart	13	303	2
HCV	12	615	2
StudentPerf	30	649	2
CMC	9	1473	3
Seed	7	210	3
HigherEdu	31	145	5

Table 2: *A short summary of the datasets used in our experiments.*

ucation (HigherEdu) Students Performance Evaluation dataset. A summary of these datasets is given in Table 2.

For each dataset, we choose one of the variables, such as gender, as the sensitive variable for which we will calculate fairness. Note that our proposed algorithms continue to work for fairness defined over several variables. We compare the fairness obtained by the original K-means clustering algorithm, the *fcNearForeign* algorithm and *fcGini* algorithm. Two metrics are used for performance evaluation in our experiments. One is fairness defined in (3), and the other is a commonly used cluster quality measure [11, 28], defined as

$$\kappa = \frac{SS_B}{SS_T}, \quad (6)$$

where SS_B and SS_T are the between-cluster sum of squared distances and the total sum of squared distances, respectively. Clearly $\kappa \in [0, 1]$ as the calculation of SS_B involves only part of those distances used in SS_T . A “large” value of κ would imply that the inter-cluster distances carry a large proportion of all pairwise distances, an indication of well-separated clusters thus a good cluster quality. Note that here our goal is not to achieve the best κ , rather to demon-

	Original		Near-Foreign		Gini	
ILPD	0.11	37.60%	0.07	35.90%	0.07	36.20%
Heart	0.12	82.21%	0.08	81.48%	0.08	81.09%
HCV	0.03	84.96%	0.02	79.93%	0.02	79.12%
StudentPerf	0.09	70.74%	0.01	73.45%	0.01	72.44%
CMC	0.12	62.36%	0.09	60.89%	0.09	60.17%
Seed	0.19	77.70%	0.12	77.45%	0.12	77.12%
HigherEdu	0.32	75.03%	0.27	71.56%	0.27	70.19%

Table 3: *Comparison of fairness obtained by the original K-means clustering algorithm, algorithm by the near-foreign and the Gini index heuristics, respectively. In each cell, there are two numbers, one is the overall fairness index and the other the cluster quality measure κ .*

strate that the proposed algorithms could improve cluster fairness while not impacting the cluster quality much.

Table 3 shows that, for all the 7 datasets used in the experiments, our proposed algorithms based on both the near-foreign and the Gini index heuristics improve the fairness over the original K-means clustering algorithm while maintaining the cluster quality as evidenced in small changes in the value of the κ measure. It is interesting that, for most datasets, the near-foreign and the Gini index heuristics lead to similar cluster quality (i.e, similar κ values). It is not clear when one will outperform the other. In general, the Gini index heuristic tends to pick those highly mixed data points, that is, points that lie at the boundary of several clusters, to switch cluster membership. One weakness with the near-foreign heuristic lies in its use of distance in picking data points to re-assign their cluster membership. We have to adapt to the right distance metric otherwise performance might be impacted in situations when the geometry in the data becomes complex and non-convex, for example, when the data lie on a low-dimensional Swiss-roll like manifold in a high dimensional space [22, 26].

For the Gini index heuristic, we also assess the sensitivity of cluster quality κ w.r.t. the choice of neighborhood size k in calculating the Gini index of individual data points. In particular, we vary k over $\{5, 10, 15\}$. Fig. 5 shows that the influence to cluster quality is negligible when varying the value of k . The dataset with the largest impact from k is the ILPD data, and we attribute it to the fact that this dataset has mostly integer-(categorical) valued variables.

5 Conclusions and future work

We have proposed a novel approach with two implementations to improve the fairness of K-means clustering, one based on the near-foreign heuristic and the other based on the Gini index. Both are conceptually simple, computationally light and are effective in improving the fairness in K-means clustering algorithms. As they do not rely on the implementation of the underlying clustering algorithms, they are readily applicable to a broad class of clustering algorithms, for example the popular spectral clustering [13, 20, 23] and a recently proposed rpf-kernel based clustering [27]. Also since our approach solves the fair cluster-

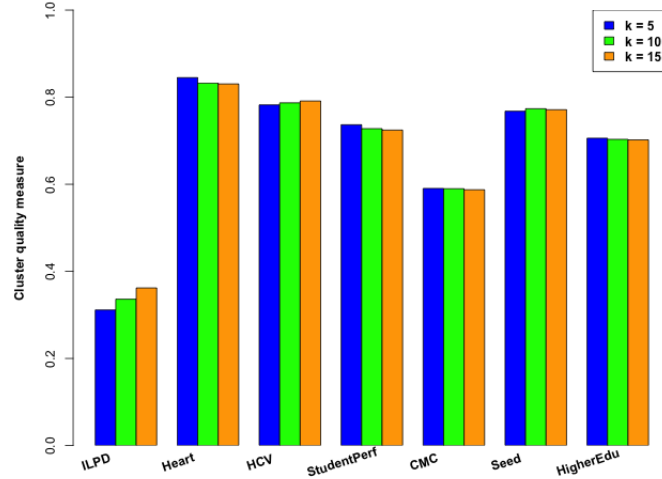


Figure 5: *Insensitivity of the cluster quality over different choices of neighborhood size $k \in \{5, 10, 15\}$ in calculating the Gini index of individual data points. The cluster qualities vary very little when k increases from 5 to 15.*

ing problem by a two-stage optimization, it can be easily adopted to different definitions of fairness.

While the near-foreign and the Gini index heuristics both explore boundary data points, they are different in the sense that the Gini index heuristic attempts to locate those highly mixed data points (which may lie at the class boundary of several clusters) which is not necessarily the case for that of the near-foreign heuristic. It might be interesting to see what happens if and how one may combine these two ideas. Another direction for future work is to extend our algorithms to account for multiple fairness measures simultaneously along the line of [9].

Acknowledgment

The work of H. Xu and D. Yan are partially supported by Office of Naval Research (ONR) Grant, MUST IV, University of Massachusetts Dartmouth.

References

- [1] D. Arthur and S. Vassilvitskii. How slow is the K-means method? In *Proceedings of the Symposium on Computational Geometry*, 2006.
- [2] S. Bera, D. Chakrabarty, N. Flores, and M. Negahban. Fair algorithms for clustering. In *Advances in Neural Information Processing Systems (NIPS)*, pages 4954–4965, 2019.

- [3] L. Breiman, J. Friedman, C. J. Stone, and R. A. Olshen. *Classification and Regression Trees*. Chapman and Hall/CRC, 1984.
- [4] D. Chakrabarti, J. Dickerson, S. Esmaili, A. Srinivasan, and L. Tsepenekas. A new notion of individually fair clustering: α -equitable k -center. In *Proceedings of The 25th International Conference on Artificial Intelligence and Statistics*, pages 6387–6408, 2022.
- [5] X. Chen, B. Fain, L. Lyu, and K. Munagala. Proportionally fair clustering. In *Proceedings of the 36th International Conference on Machine Learning*, pages 1032–1041, 2019.
- [6] Y. Cheng, Z. Jiang, K. Munagala, and K. Wang. Group fairness in committee selection. In *Proceedings of the 2019 ACM Conference on Economics and Computation*, page 263–279, 2019.
- [7] A. Chhabra, K. Masalkovaite, and P. Mohapatra. An overview of fairness in clustering. *IEEE Access*, pages 1–25, 2021.
- [8] F. Chierichetti, R. Kumar, S. Lattanzi, and S. Vassilvitskii. Fair clustering through fairlets. In *Advances in Neural Information Processing Systems*, pages 5029–5037, 2017.
- [9] J. Dickerson, S. Esmaili, J. Morgenstern, and C. Zhang. Doubly constrained fair clustering. In *Advances in Neural Information Processing Systems (NIPS)*, pages 13267–13293, 2023.
- [10] J. A. Hartigan and M. A. Wong. A K-means clustering algorithm. *Applied Statistics*, 28(1):100–108, 1979.
- [11] T. Hastie, R. Tibshirani, and J. Friedman. *The Elements of Statistical Learning: Data Mining, Inference, and Prediction*. Springer, 2001.
- [12] Hoda Heidari, Claudio Ferrari, Krishna Gummadi, and Andreas Krause. Fairness behind a veil of ignorance: A welfare analysis for automated decision making. In *Advances in Neural Information Processing Systems*, pages 1273–1283, 2018.
- [13] L. Huang, D. Yan, M. I. Jordan, and N. Taft. Spectral clustering with perturbed data. In *Advances in Neural Information Processing Systems (NIPS)*, volume 21, 2009.
- [14] L. Kellerhals and J. Peters. Proportional fairness in clustering: A social choice perspective. *arXiv:2310.18162*, 2024.
- [15] M. Kleindessner, S. Samadi, P. Awasthi, and J. Morgenstern. Guarantees for spectral clustering with fairness constraints. In *International Conference on Machine Learning*, 2019.
- [16] M. Lichman. UC Irvine Machine Learning Repository. <http://archive.ics.uci.edu/ml>, 2013.
- [17] L. Liu, S. Dean, E. Rolf, M. Simchowitz, and M. Hardt. Delayed impact of fair machine learning. In *Proceedings of the Twenty-Eighth International Joint Conference on Artificial Intelligence, IJCAI*, pages 6196–6200, 2019.

- [18] S. P. Lloyd. Least squares quantization in PCM. *IEEE Transactions on Information Theory*, 28(1):128–137, 1982.
- [19] S. Mahabadi and A. Vakilian. Individual fairness for k-clustering. In *Proceedings of the 37th International Conference on Machine Learning*, pages 6586–6596, 2020.
- [20] A. Y. Ng, M. I. Jordan, and Y. Weiss. On spectral clustering: analysis and an algorithm. In *Neural Information Processing Systems (NIPS)*, volume 14, 2002.
- [21] M. Purohit, S. Gollapudi, and M. Raghavan. Hiring under uncertainty. In *Proceedings of the 36th International Conference on Machine Learning*, pages 5181–5189, 2019.
- [22] S. Roweis and L. Saul. Nonlinear dimensionality reduction by locally linear embedding. *Science*, 290(5500):2323–2326, 2000.
- [23] J. Shi and J. Malik. Normalized cuts and image segmentation. *IEEE Transactions on Pattern Analysis and Machine Intelligence*, 22(8):888–905, 2000.
- [24] A. Singh, R. Nowak, and X. Zhu. Unlabeled data: Now it helps, now it doesn’t. In *Proceedings of Neural Information Processing Systems (NIPS)*, pages 1513–1520, 2009.
- [25] E. Spanakis and S. Golden. Race/ethnic difference in diabetes and diabetic complications. *Diabetes Epidemiology*, 13:814–823, 2013.
- [26] J. B. Tenenbaum, V. de Silva, and J. C. Langford. A global geometric framework for nonlinear dimensionality reduction. *Science*, 290(5500):2319–2323, 2000.
- [27] K. A. Wang, X. Bian, P. Liu, and D. Yan. DC²: A divide-and-conquer algorithm for large-scale kernel learning with application to clustering. In *Proceedings of the IEEE International Conference on Big Data*, pages 5603–5610, 2019.
- [28] D. Yan, A. Chen, and M. I. Jordan. Cluster Forests. *Computational Statistics and Data Analysis*, 66:178–192, 2013.
- [29] D. Yan, Y. Wang, J. Wang, H. Wang, and Z. Li. K-nearest neighbor search by random projection forests. *IEEE Transactions on Big Data*, PP:1–12, 2019.
- [30] I. Yan. Automatically score tissue images like a pathologist by transfer learning. *The New England Journal of Statistics in Data Science*, 0:1–9, 2023.