

# LabUtopia: High-Fidelity Simulation and Hierarchical Benchmark for Scientific Embodied Agents

Rui Li<sup>1\*</sup> Zixuan Hu<sup>2\*</sup> Wenxi Qu<sup>1\*</sup> Jinouwen Zhang<sup>1</sup> Zhenfei Yin<sup>3</sup> Sha Zhang<sup>1</sup>  
 Xuantuo Huang<sup>2</sup> Hanqing Wang<sup>1</sup> Tai Wang<sup>1</sup> Jiangmiao Pang<sup>1</sup> Wanli Ouyang<sup>1</sup>  
 Lei Bai<sup>1</sup> Wangmeng Zuo<sup>5</sup> Ling-Yu Duan<sup>2†</sup> Dongzhan Zhou<sup>1†</sup> Shixiang Tang<sup>1,4†</sup>

<sup>1</sup>Shanghai AI Laboratory <sup>2</sup>Peking University <sup>3</sup>Oxford

<sup>4</sup>The Chinese University of Hong Kong <sup>5</sup>Harbin Institute of Technology

## Abstract

Scientific embodied agents play a crucial role in modern laboratories by automating complex experimental workflows. Compared to typical household environments, laboratory settings impose significantly higher demands on perception of physical-chemical transformations and long-horizon planning, making them an ideal testbed for advancing embodied intelligence. However, its development has been long hampered by the lack of suitable simulator and benchmarks. In this paper, we address this gap by introducing LabUtopia, a comprehensive simulation and benchmarking suite designed to facilitate the development of generalizable, reasoning-capable embodied agents in laboratory settings. Specifically, it integrates i) LabSim, a high-fidelity simulator supporting multi-physics and chemically meaningful interactions; ii) LabScene, a scalable procedural generator for diverse scientific scenes; and iii) LabBench, a hierarchical benchmark spanning five levels of complexity from atomic actions to long-horizon mobile manipulation. LabUtopia supports 30 distinct tasks and includes more than 200 scene and instrument assets, enabling large-scale training and principled evaluation in high-complexity environments. We demonstrate that LabUtopia offers a powerful platform for advancing the integration of perception, planning, and control in scientific-purpose agents and provides a rigorous testbed for exploring the practical capabilities and generalization limits of embodied intelligence in future research.

## 1 Introduction

Scientific breakthroughs play a foundational role in advancing human knowledge [45], driving technological innovation, and improving societal well-being [3]. However, the traditional paradigm of natural science research remains slow and labor-intensive [46], where countless experiments must be performed by skilled researchers to reach meaningful insights [51, 39, 42, 5]. These limitations constrain the overall pace and scalability of scientific discovery. Therefore, automated laboratories [10, 29] have emerged as a promising alternative, aiming at developing intelligent agents that autonomously design and execute complex experiments through adaptive workflows. By reducing human workload, such agents enable scalable, reproducible, and around-the-clock experimentation, significantly increasing research throughput [23]. Nevertheless, building effective scientific agents remains challenging, particularly due to the high cost of data collection and the difficulty of generalizing across diverse hardware platforms [38].

A promising approach to address the above issues is the sim-to-real framework [56], where agents are first trained within realistic simulations before being deployed in real-world laboratory settings. This

\*Equal contribution. † Corresponding author.



Figure 1: The **LabUtopia** simulation environment and benchmark for developing scientific embodied agents in automated laboratories. LabUtopia supports **chemical reaction** modeling and provides **diverse laboratory assets**, forming a high-fidelity testbed for **tasks of varying difficulty**—from atomic actions to long-horizon action sequences involving both manipulation and navigation.

paradigm enables cost-effective and safe training while maintaining the potential for generalization to physical environments [24]. However, current established simulators predominantly focus on household environments [33, 43, 54] and fail to adequately address the specific challenges of scientific experimentation. As discussed in Table 1, they exhibit three fundamental limitations: (1) the inability to model chemical dynamics, such as product formation or color changes, which are essential for accurate perception and reasoning in lab tasks; (2) limited diversity and semantic richness in their asset libraries, which restricts the faithful representation of heterogeneous laboratory environments in real world; and (3) the lack of comprehensive evaluation protocols, particularly those that span from fine-grained atomic actions to complex, long-horizon experimental procedures.

To address these challenges, we present **LabUtopia**, a comprehensive simulation and benchmarking suite tailored for scientific laboratory contexts. LabUtopia integrates a diverse set of functional assets, a hierarchical task taxonomy, and a high-fidelity simulation engine capable of modeling rigid, deformable, and fluid objects, as well as simulating both physical and chemical processes. Our goal is to provide a scalable, versatile platform for training and evaluating agents’ perception, planning, and control skills under high task complexity and diverse environments, advancing the role of embodied intelligence in accelerating scientific discovery. The key designs and innovations include:

(1) *LabSim* is a high-fidelity simulation environment built on Isaac Sim, enhanced with a chemical engine that models reaction-driven transformations (e.g., color change, product generation) by combining a curated substance database with the reasoning model. Extending beyond conventional physical dynamics, LabSim supports a wide range of chemical reactions, enabling precise and visually grounded simulation of laboratory phenomena.

(2) *LabScene* is a procedural generation pipeline that synthesizes diverse, physically plausible 3D laboratory scenes aligned with real-world configurations. Built upon a curated set of expert-verified assets, LabScene employs a hybrid layout strategy that combines grid stochastic sampling with constraint-aware search, enabling scalable environment creation for scientific embodied tasks.

(3) *LabBench* is a hierarchical benchmark, featuring a five-level task structure that spans from atomic object manipulations to long-horizon missions requiring integrated navigation and manipulation. Together, these components establish a rigorous and scalable testbed for developing and evaluating scientific-purpose embodied agents under rich physical constraints and procedural complexity.

To provide an in-depth analysis of embodied agents in scientific laboratory settings, we complement prior research with an evaluation that targets the agent’s ability to conduct realistic experimental

procedures that involve accurate material recognition, multi-step task planning, and precise instrument control. Powered by our LabScene generation pipeline, we construct over 100 diverse and physically plausible lab environments, and evaluate agent performance across 30 tasks of varying complexity in the LabBench benchmark. Through extensive experiments, we show that current state-of-the-art manipulation policy models still struggle with the variability of instrument configurations and accumulated errors in long-horizon task execution, highlighting the need for more specialized solutions in research-oriented embodied AI.

We summarize our main contributions as follows:

- We present LabUtopia, a simulation and benchmarking suite tailored to the unique challenges of laboratory settings. LabUtopia supports complex physical interactions and various chemical reactions across 30 distinct tasks, enabling realistic evaluation of embodied agents in high-fidelity scientific scenarios.
- We provide a high-quality asset set comprising over 100 laboratory scenes and 100 scientific instruments, that have been standardized and filtered by domain experts. Building on this, we design an automated scene generation pipeline to produce diverse, scalable lab environments, supporting both real-world alignment and large-scale training and evaluation.
- We introduce a hierarchical benchmark that spans multiple levels of task complexity, from low-level atomic operations to high-level long-horizon reasoning tasks. This structure enables principled assessment of embodied agents’ capabilities and reveals performance bottlenecks across varying levels.

## 2 Related Work

**Automated Laboratories.** Current automated laboratories enhance the efficiency and scalability of experiments in chemistry and materials science while reducing costs by integrating machine learning, robotics and modular platforms. Self-driving laboratories (SDLs) [2] automate repetitive tasks, yet often constrain autonomous experimental design. Systems such as Synbot [20], Chemputer [49], MARS-Chem [10], Artificial Chemist [1], Reactivity Explorer [12], and AI-EDISON [29] have demonstrated remarkable performance in organic synthesis, exploratory chemistry, and nanomaterial optimization, enabling standardized and reproducible experiments and accelerating molecular discovery. However, these systems are limited by predefined protocols, hardware dependencies, insufficient task comprehension, and poor real-time adaptability. As a result, their flexibility and intelligence are constrained, making them less suitable for various experimental tasks. Moreover, most of these systems primarily focus on advancing scientific discovery, with limited attention to the long-term development of intelligent embodied systems, thereby overlooking the potential value of embodiment in scientific research. Therefore, we propose a LabUtopia that offers low-cost, high-efficiency workflows and large-scale data acquisition, enhancing flexibility and data-driven capabilities. This environment aims to support the development of embodied intelligence that is adaptable to a wide range of chemical research scenarios.

**Simulators for Embodied AI.** The rapid development of simulators is progressively transitioning from general-purpose functionality to high-fidelity realism. Certain simulators emphasize versatile capabilities, primarily for modeling interactions and dynamic changes in the physical world, facilitating algorithm validation and training. PyBullet [9], Gazebo [32], and RLBench [28] support real-time physical simulations, including rigid body dynamics and collision detection, while offering diverse sensor emulation and deep learning integration. Conversely, other simulators prioritize high-fidelity scene reconstruction to meet the demands of complex real-world task environments. ARNOLD [18], VLMbench [57], Habitat [44], OmniGibson [35, 48], ManiSkill3 [52], and ClevrSkills [21] focus on language-guided task learning in realistic 3D environments, aiming to advance robotic manipulation and human-robot interaction research. These platforms offer vision-language manipulation benchmarks, open-source frameworks, and human-centric evaluations, supporting rich simulations of daily activities, GPU-accelerated parallel robot simulation, and photorealistic rendering, while investigating compositional reasoning and generalization capabilities. However, existing simulation platforms generally lack specialized modeling for laboratory settings and operations. To address this, we propose LabUtopia based on Isaac Sim [40] tailored for chemical laboratories, enabling embodied agents to perform operational learning, path navigation, and task planning in chemical experimental environments. Integrated with visualized simulations of chemical reaction processes, LabUtopia aims to provide critical support for the advancement of embodied intelligence in experimental sciences.

Simulator/Benchmark	Simulation			Lab Environment		Task Diversity				
	Fluid	Physics	Chemistry	Scene	Object	Multi-action	Composed	Generalization	Long-Horizon	Navigation
Alfred [47]	✗	✗	✗	✗	✗	✓	✓	✗	✗	✓
Behavior [35, 48]	✓	✓	✗	✗	✗	✓	✓	✗	✗	✓
RLBench [28]	✗	✗	✗	✗	✗	✓	✓	✗	✗	✗
Ravens [55]	✗	✓	✗	✗	✗	✗	✓	✓	✓	✗
Vimbench [57]	✗	✓	✗	✗	✗	✓	✓	✓	✓	✗
Arnold [18]	✓	✓	✗	✗	✗	✓	✗	✓	✗	✗
VIMA-Bench [30]	✗	✓	✗	✗	✗	✗	✗	✓	✓	✗
Maniskill3 [52]	✗	✓	✗	✗	✗	✓	✓	✓	✗	✓
CleavrSkills [21]	✗	✓	✗	✗	✗	✓	✓	✓	✓	✗
LabUtopia (Ours)	✓	✓	✓	✓	✓	✓	✓	✓	✓	✓

Table 1: Comparison with existing embodied AI simulators/benchmarks. *Fluid / Physics / Chemistry*: Support for simulating fluids, realistic physical interactions, and chemical processes, respectively. *Scene / Object*: Whether the benchmark supports realistic lab environments with scene-level and object-level assets. *Multi-action*: Multiple different axiom actions. *Composed*: Tasks involve the simple composition of atomic actions. *Generalization*: Generalization task across unseen scenes or object variations. *Long-Horizon*: Tasks demand high-level planning and long sequences of atomic and composed actions. *Navigation*: Tasks integrate spatial navigation with manipulations.

### 3 Laboratory Simulation Suite

We introduce **LabUtopia**, a high-fidelity simulation platform tailored to the challenges of embodied manipulation in laboratory settings. It is specifically designed for simulating, training, and evaluating agents in lab-centric tasks. LabUtopia consists of three key components: *LabSim* provides high-fidelity physical simulation with extensions for modeling chemically relevant dynamics, such as fluid mixing and reactive state transitions. *LabScene* includes a diverse asset library of scientific instruments and procedurally generates 3D environments, enabling rich spatial and task variations. Finally, a built-in trajectory collection module supports automated generation of expert demonstrations, facilitating scalable data collection for diverse lab tasks.

#### 3.1 LabSim: High-Fidelity Simulation Environment

LabSim is a high-fidelity simulation engine designed to model the rich physical and chemical phenomena of laboratory environments. It not only supports physically accurate modeling of diverse material properties, but also introduces a reasoning-driven pipeline to simulate chemical reactions, enabling aligned training and evaluation with real-world scientific workflows.

**Physical Realism.** LabSim supports physically accurate interactions among rigid, deformable, and fluid entities [41]. Each asset in the environment is annotated with empirically grounded physical properties such as mass, friction coefficients, and restitution. For rigid-body simulation, we enable precise contact and collision modeling. For soft materials, we incorporate deformable body physics to capture compressible and elastic behavior. Notably, for fluid simulation, we employ a GPU-accelerated Position-Based Dynamics (PBD) framework [37], supporting rich fluid-agent interactions required for scientific manipulation.

**Chemical Process Modeling.** To simulate chemical processes within laboratory tasks, we introduce a chemical engine that integrates a curated knowledge base with a reasoning model. We begin by constructing a structured database of 200 common chemical substances, sourced from the authoritative PubChem repository [31]. Each encodes key its attributes, such as color, molar mass, and pH value, allowing it to be represented as a substance asset within the simulation. Given a set of reactants, we leverage a large language model (GPT-4o mini [27]) to reason about potential chemical processes and infer corresponding transformations, including color changes, product formation, etc. These inferred changes are then rendered in the simulation by dynamically updating the physical state and visual properties of the involved substances. This engine equips LabUtopia with the capability to model complex chemical interactions with both interpretability and flexibility.

#### 3.2 LabScene: Procedural Laboratory Environment Generation at Scale

Current 3D scene datasets primarily focus on domestic, office, or industrial environments [34, 52, 4, 16, 26], offering limited support for simulating laboratory settings. However, training and evaluating embodied agents in lab-centric tasks requires high-quality, interactive environments populated with



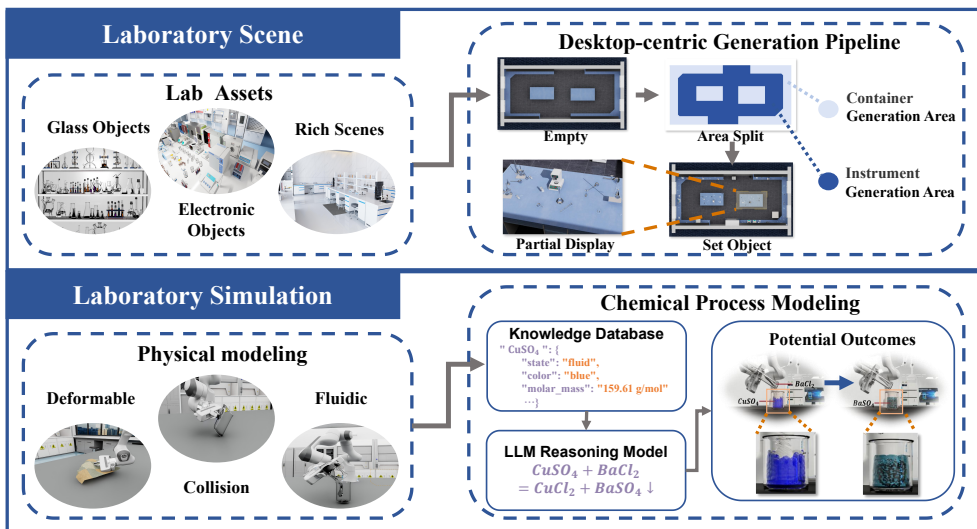


Figure 2: An overview of our laboratory simulation suite. **LabScene** automatically synthesizes scalable laboratory scenes using a diverse asset library and a procedural generation pipeline, while **LabSim** supports the simulation of high-fidelity physical and chemical interactions.

scientifically relevant instruments and layouts [36]. To address this gap, we introduce LabScene, a scalable dataset of laboratory object and scene assets with the procedural generation mechanism.

**Scene Assets.** Due to the scarcity of open-source lab assets in the community, we collected over one thousand candidate scenes from designer websites. These raw assets underwent a multi-stage pre-processing pipeline involving content filtering, format normalization, and structural standardization. To ensure realism, we consulted domain experts in chemistry and physics to assess scene fidelity and provide refinement suggestions. Based on their feedback, we selected a high-quality subset of expert-verified scenes to serve as the foundational environments for LabUtopia.

**Object Assets.** While some collected scenes include basic instruments, many lack detailed internal structures required for executing lab tasks. To address this, we assembled a comprehensive set of object assets spanning essential equipment (e.g., drying ovens) and diverse glassware types (e.g., beakers). To ensure compatibility with robotic manipulation, we refine and modularize these assets into standard, interactable objects. And some were augmented with articulated joints and hinge mechanisms to support physically plausible interactions within the simulation. In total, the final dataset includes about 60 categories of laboratory equipment assets and around 80 types of transparent glassware and plasticware assets, covering a diverse range of materials, sizes, and functional forms.

**Environment Generation Pipeline.** To incorporate our collected instruments into the laboratory scenes, we develop an environment generation pipeline that balances layout diversity with physical plausibility. Specifically, all objects are placed sequentially based on importance and size rankings. For each object, candidate positions and orientations are sampled from a discretized grid that satisfies various constraints, including boundary, collision, and instrument-specific constraints [11]. The layout score is computed considering factors such as edge proximity, inter-object distance, and orientation alignment. The configuration with the highest score is selected. If the random sampling fails to produce a valid layout within a time limit, the system falls back to a depth-first search strategy [50], systematically exploring placements while enforcing physical and spatial constraints. This hybrid approach ensures functional, reasonable scene layouts suitable for embodied agent training.

### 3.3 Task-Rich Trajectory Collection

**Manipulation Trajectory Auto-collection.** We divide the motion planners into two levels: atomic action controllers and task-level action controllers. Atomic actions are standard laboratory operations, such as pouring and stirring, that align with experimental protocols and are executed using finite

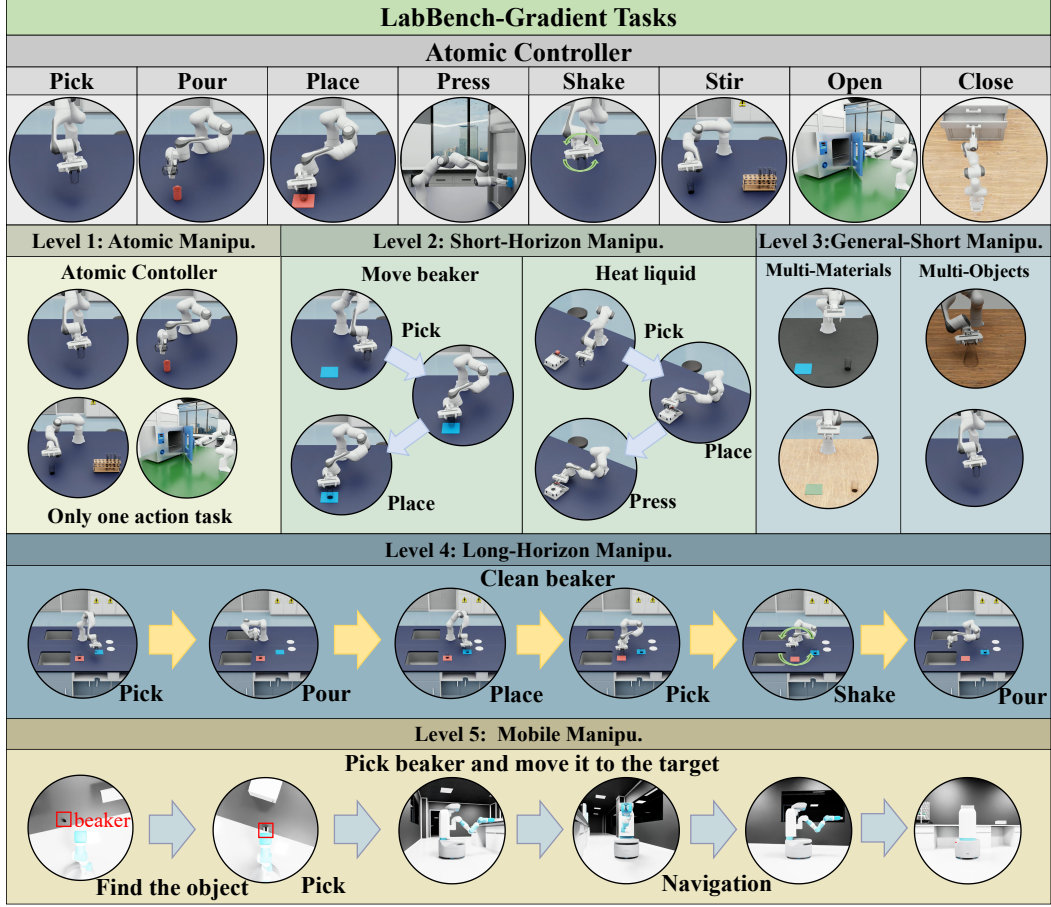


Figure 3: An overview of our hierarchical benchmark. **LabBench** structures scientific tasks across five levels, from atomic manipulations to long-horizon experiments, enabling rigorous evaluation of embodied agents in realistic laboratory settings.

state machines. Task-level controllers organize atomic action controllers to collect data for specific tasks. For atomic actions, we control multiple target keypoints for the robotic arm. At each keypoint, an RMPflow controller [6] plans motion toward dynamically determined positions based on the real-time state of manipulated objects. We incorporate spherical linear interpolation (Slerp) [18] for continuously manipulating articulated objects, *e.g.*, opening the dry container task, for more robust results. Furthermore, task-level controllers organize atomic actions to streamline the entire experimental procedure, enabling our motion planner to generate demonstration data efficiently.

**Navigation Trajectory Auto-collection.** Robots in laboratory environments need to autonomously move between locations and interact with various experimental instruments. To automate trajectory collection, we design a method based on the A\* algorithm [19] and occupancy map [13]. Specifically, we first generate and store occupancy maps built by Isaac Sim for the laboratory. These maps explicitly indicate the areas where obstacles are present, thus marking regions that are non-navigable. This information is then bound to the laboratory asset data. When deployed in a new laboratory scene, the robot uses its initial and target positions to plan a path with key waypoints. It then follows these waypoints, generating navigation trajectory data. This approach proves successful in experiments, offering an efficient solution for trajectory planning and data collection.

## 4 LabBench: Hierarchical Benchmark for Lab Agents

Embodied manipulation in laboratory environments spans a wide spectrum of tasks, ranging from low-level interactions to long-horizon workflows. These tasks vary significantly in complexity and skill requirements, making it difficult to evaluate agent capabilities in a unified manner. To address this,

we propose LabBench, a hierarchical benchmark comprising over 50 tasks designed to systematically evaluate embodied agents across multiple levels of control, planning, and reasoning.

#### 4.1 Five-Level Task Structure

In order to comprehensively evaluate embodied agents in laboratory environments, LabBench organizes its tasks into five levels of increasing complexity, ranging from low-level atomic actions to integrated long-horizon and mobile manipulation tasks.

**Level 1: Atomic Manipulation Tasks.** This level focuses on fundamental low-level interactions that serve as the building blocks for more complex operations. Tasks include single-step action such as grasping, pouring, stirring, opening instrument, and placing containers. These actions can typically be executed via primitive controllers without requiring task-level planning.

**Level 2: Short-Horizon Manipulation Tasks.** This level involves agents performing a sequence of 2-3 atomic actions to complete a compound objective. For example, an agent might open a container and then pour a reagent, or pick up a test tube and place it in a mixer. These tasks require precise coordination of sequential actions to achieve the desired outcome.

**Level 3: Generalizable Short Manipulation Tasks.** This level evaluates agents’ generalization capabilities under distributional shifts. Agents are trained jointly on mix of objects with varying shapes and appearances, as well as different visual material and environmental. Tasks are tested in novel scenarios featuring unseen object configurations, unfamiliar scene arrangements, or appearance variations. The evaluation tests the agents’ capacity to transfer learned skills to effectively handle out-of-domain objects and scenes.

**Level 4: Long-Horizon Manipulation Tasks.** This level involves high-level planning and executing multi-step laboratory protocols that span numerous atomic and composed actions. These workflows, such as preparing a chemical solution or executing the cleaning instrument program, require high-level planning, reasoning, and robustness to compounding execution errors.

**Level 5: Mobile Manipulation Tasks.** The highest level integrates spatial navigation with manipulation. Agents are required to traverse large-scale laboratory environments using mobile-base control while performing manipulation tasks. Our task is to transport container between areas.

#### 4.2 Evaluation Protocol

**Embodiment.** We employ a 7-DoF Franka Emika Panda [15] manipulator with a parallel gripper for manipulation tasks. The agent controls the seven joints and gripper directly. Isaac Sim’s built-in motion planner maps end-effector commands to joint-space actions for execution. For navigation tasks, we utilize the Fetch mobile manipulator [14] and Ridgeback with Franka [8], both supporting arm manipulation and base locomotion. These robots are controlled using three degrees of freedom— $x$  and  $y$  velocities and rotation—enabling integrated navigation and manipulation [53].

**Evaluation Execution.** A task instance is considered successful if the success condition—where the current state remains within the tolerance threshold of the goal state—is continuously satisfied for 2 seconds after the agent completes the final stage of the task, which is the same as previous work [18, 22, 25]. For example, in the “Open Door” task, success requires the cabinet door to remain at the specified open position for 2 seconds after the robot releases the handle, ensuring no shortcuts during motion. The success rate is used as the evaluation metric in LabSim, with strict evaluation ensuring both the robot and object maintain the successful state for the required duration, only after the motion planner has executed its final action.

### 5 Experiment

#### 5.1 Experimental Setup

**Models.** To benchmark the performance of existing imitation learning algorithms in LabSim, we select two representative models: ACT [17] and Diffusion Policy [7].

- ACT is a transformer-based model designed for sequential decision making in robotic manipulation. ACT processes RGB images, robot proprioception, and tokenized instructions through a multi-layer

transformer encoder. At each decision step, ACT autoregressively predicts the next low-level action, conditioned on past observations and actions.

- **Diffusion Policy** is a generative model that formulates robot control as a conditional diffusion process. The model takes recent observations as input and learns to generate control trajectories by progressively denoising an initial random trajectory sample, conditioned on the observation context. This approach not only enables efficient learning from expert demonstrations, but also provides robust stochasticity during action generation. In our work, we utilize the CNN-based version of Diffusion Policy as the encoder.

**Visual Input.** We use two cameras for each manipulation task, positioned to ensure both the robot and the objects are visible. Camera placement may vary slightly by task, but the general principle remains consistent. Each camera outputs 256×256 RGB images by default. Since accurate depth data for transparent objects is difficult to obtain in the real world, depth maps are not included by default, but users can render images at any resolution and optionally enable depth maps. Other Omniverse sensors (e.g., tactile sensors) are currently disabled as they are unnecessary for current tasks, but full support is available if needed.

**Training Details.** All experiments are conducted on a single Nvidia 4090 GPU. For each task, the collected dataset consists of 150 episodes. Evaluation is performed in real-time within a simulated environment based on the task settings, with 60 episodes used for testing. Following the original settings in ACT and Diffusion Policy, we set the horizon to 8 and 60, respectively, and the number of training epochs is uniformly set to 200.

Table 2: Performance comparison across task levels. **For Level-3, results are reported under ID/OOD settings.** Values represent success rates (%).

Task Level	Task Name	ACT	DP
Level-1	Stir	86.7	95.0
	Pick	86.7	75.0
	Pour	76.7	73.3
	Press	93.3	96.7
	Place	73.3	80.0
	Shake	93.3	86.7
	Open Door	77.5	67.5
	Close Door	71.7	65.0
	Open Drawer	93.3	95.0
	Close Drawer	96.7	100.0
Level-2	Pour Liquid	67.5	50.0
	Shake Beaker	77.5	67.5
	Heater Beaker	86.7	25.0
	Operate Drawer	73.3	10.0
	Stir w/ GlassRod	55.0	10.0
	Transport Beaker	78.3	50.0
Level-3	Pick	81.7 / 71.7	53.3 / 41.7
	Press	98.3 / 96.7	81.7 / 31.6
	Open Door	73.3 / 65.0	63.3 / 58.3
	Pour Liquid	75.0 / 65.0	46.6 / 31.6
	Heater Beaker	86.7 / 80.0	21.6 / 8.3
	Transport Beaker	77.5 / 73.3	67.5 / 15.0

## 5.2 Experimental Results

We evaluated the performance of the ACT and DP models across Level-1 to Level-3 tasks in Table 2. For Level-1 tasks, both models demonstrated robust fundamental manipulation skills, achieving high success rates due to the simplicity of these single-step operations. In Level-2 tasks, success rates began to decline, particularly for DP. We observed that DP frequently stalled. For instance, in the

Table 3: Performance comparison of different models on Level-4 long-horizon tasks. SP: Single-stage Primitive; A1–A7: Different sub-steps of task sequence.

Level-4 Task	Model	Success Rate (%)							
		SP	A1	A2	A3	A4	A5	A6	A7
Clean Beaker	ACT	14.0	99.3	51.9	43.3	42.5	12.3	10.6	1.6
	DP	2.5	92.7	8.1	1.3	0.0	0.0	0.0	0.0
Drying Beakers	ACT	6.3	81.3	42.0	19.7	9.3	3.5	1.2	0.0
	DP	2.0	76.0	32.0	26.3	0.0	0.0	0.0	0.0
Liquid Fusion	ACT	8.3	96.3	57.6	46.7	42.5	12.3	10.6	1.6
	DP	6.7	93.5	12.3	8.3	0.0	0.0	0.0	0.0

Heater Beaker task, the DP algorithm halted during the final action until time expired, while in the Operate Drawer task, most DP failures stemmed from its inability to execute any action successfully. In the Stir with GlassRod task, both models exhibited errors in grasping or stirring position due to the small size of the glass rod.

In Level-3 tasks, the performance gap widened, with ACT maintaining superior stability, while DP struggled with generalization to novel materials and precise actions, such as pressing a button in Heater Beaker. In contrast, ACT showed greater robustness when handling out-of-domain visual features. We tested generalization to out-of-domain shapes in Table 4 by jointly training datasets with objects of varying sizes and evaluating on out-of-domain objects. The results revealed that joint training with objects of significantly different sizes led to a substantial drop in in-domain success rates, with near-zero success rates for out-of-domain shapes and sizes. This suggests that both models largely lack the ability to manipulate out-of-domain objects. Level-4 tasks, as shown in the provided table, assessed long-horizon tasks. ACT significantly outperformed DP, achieving higher success rates in single-stage primitive (SP) actions and sub-steps (A1–A7), though both models experienced sharp declines in later sub-steps (A5–A7) due to cumulative errors in complex sequences. In sub-steps, although each policy is more stable when handling its own task, it is necessary to design specific action decomposition and switching mechanisms, which increases the overall system complexity. Moreover, the transitions between actions may become discontinuous or suffer from distribution shift issues.

ACT exhibited greater stability across most subsequent tasks. We hypothesize that this disparity arises from several factors. First, compared to ACT, DP’s shorter prediction horizon makes it more prone to stagnation. For example, in the Heater Beaker task, DP often hovered above the button without pressing it in the final step. Our task setting outputs joint position, and DP’s outputs are more jittery than ACT’s, increasing the likelihood of dropping grasped objects. Second, DP’s high sensitivity to visual features led to inconsistent performance, particularly in the Stir with GlassRod task, where its output struggled to accurately locate the glass rod. Furthermore, in generalization tests for Level-3 tasks, DP experienced significant performance declines when encountering unseen materials. These findings suggest that future work should focus on enhancing the models’ ability to generalize across diverse object properties and task variations. Please refer to the Supplementary Materials for more details.

## 6 Conclusion and Limitations

We propose a simulation and evaluation platform for embodied agents in scientific laboratory settings. To this end, we have designed a hierarchical benchmark covering five levels and more than 30 tasks, and constructed a high-fidelity simulation environment for physical and chemical processes, along with a rich library of laboratory assets. We conducted a systematic evaluation of mainstream imitation learning methods, and the results show that current imitation learning approaches still exhibit significant shortcomings when tackling complex long-horizon tasks. While these methods demonstrate some degree of visual generalization, they show little to no generalization to objects with different shapes. Overall, these findings indicate that, despite notable progress in embodied agents and their underlying models, achieving general-purpose agents for scientific laboratory scenarios will require continued in-depth research and innovation. While LabUtopia provides a scalable and versatile simulation platform, several limitations remain: i) A primary limitation is that the current benchmark operates in simulation. Bridging the sim-to-real gap by building a physical environment is a crucial direction for future work. ii) LabUtopia supports two robot embodiments (Fetch and Panda). Expanding support to a broader range of robots would enable the collection of more heterogeneous action trajectories and facilitate research on generalization. iii) In model selection, we failed to test vision-language-action (VLA) models, which may limit the exploration and evaluation of more advanced multimodal learning approaches, particularly in complex laboratory tasks requiring the integration of vision, language, and action.

Table 4: Performance comparison of different models when manipulating different size objects. Values represent success rates (%).

Task Level	Model	Success Rate (%)	
		ID	OOD
Pick	ACT	31.2	1.7
	DP	11.2	0.0
Pour Liquid	ACT	25.6	0.0
	DP	8.0	0.0

## References

- [1] Kameel Abdel-Latif, Robert W Epps, Fazel Bateni, Suyong Han, Kristofer G Reyes, and Milad Abolhasani. Self-driven multistep quantum dot synthesis enabled by autonomous robotic experimentation in flow. *Advanced Intelligent Systems*, 3(2):2000245, 2021.
- [2] Milad Abolhasani and Eugenia Kumacheva. The rise of self-driving labs in chemical and materials sciences. *Nature Synthesis*, 2(6):483–492, 2023.
- [3] Laura Diaz Anadon, Gabriel Chan, Alicia G Harley, Kira Matus, Suerie Moon, Sharmila L Murthy, and William C Clark. Making technological innovation work for sustainable development. *Proceedings of the National Academy of Sciences*, 113(35):9682–9690, 2016.
- [4] Gilad Baruch, Zhuoyuan Chen, Afshin Dehghan, Tal Dimry, Yuri Feigin, Peter Fu, Thomas Gebauer, Brandon Joffe, Daniel Kurz, Arik Schwartz, et al. Arkitscenes: A diverse real-world dataset for 3d indoor scene understanding using mobile rgb-d data. *arXiv preprint arXiv:2111.08897*, 2021.
- [5] J George Bednorz and K Alex Müller. Possible high  $t_c$  superconductivity in the  $\text{Ba-La-Cu-O}$  system. *Zeitschrift für Physik B Condensed Matter*, 64(2):189–193, 1986.
- [6] Ching-An Cheng, Mustafa Mukadam, Jan Issac, Stan Birchfield, Dieter Fox, Byron Boots, and Nathan Ratliff. Rmp flow: A computational graph for automatic motion policy generation. In *Algorithmic Foundations of Robotics XIII: Proceedings of the 13th Workshop on the Algorithmic Foundations of Robotics 13*, pages 441–457. Springer, 2020.
- [7] Cheng Chi, Zhenjia Xu, Siyuan Feng, Eric Cousineau, Yilun Du, Benjamin Burchfiel, Russ Tedrake, and Shuran Song. Diffusion policy: Visuomotor policy learning via action diffusion. *The International Journal of Robotics Research*, page 02783649241273668, 2023.
- [8] Clearpath Robotics. Ridgeback indoor robot platform, 2025. Accessed: 2025-05-15.
- [9] Erwin Coumans and Yunfei Bai. Pybullet, a python module for physics simulation for games, robotics and machine learning. <http://pybullet.org>, 2016. Accessed: 2025-05-11, Cited by 118.
- [10] Tianwei Dai, Sriram Vijayakrishnan, Filip T Szczypiński, Jean-François Ayme, Ehsan Simaei, Thomas Fellowes, Rob Clowes, Lyubomir Kotoppanov, Caitlin E Shields, Zhengxue Zhou, et al. Autonomous mobile robots for exploratory synthetic chemistry. *Nature*, pages 1–8, 2024.
- [11] Matt Deitke, Eli VanderBilt, Alvaro Herrasti, Luca Weihs, Kiana Ehsani, Jordi Salvador, Winson Han, Eric Kolve, Aniruddha Kembhavi, and Roozbeh Mottaghi. Proctor: Large-scale embodied ai using procedural generation. *Advances in Neural Information Processing Systems*, 35:5982–5994, 2022.
- [12] Vincenza Dragone, Victor Sans, Alon B Henson, Jaroslaw M Granda, and Leroy Cronin. An autonomous organic reaction search engine for chemical reactivity. *Nature communications*, 8(1):15733, 2017.
- [13] Alberto Elfes. Using occupancy grids for mobile robot perception and navigation. *Computer*, 22(6):46–57, 2002.
- [14] Fetch Robotics. Fetch mobile manipulator, 2025. Accessed: 2025-05-15.
- [15] Franka Robotics GmbH. Franka Robotics - Collaborative robots for everyone. <https://franka.de/>, 2025. Accessed: 2025-05-15.
- [16] Huan Fu, Bowen Cai, Lin Gao, Ling-Xiao Zhang, Jiaming Wang, Cao Li, Qixun Zeng, Chengyue Sun, Rongfei Jia, Binqiang Zhao, et al. 3d-front: 3d furnished rooms with layouts and semantics. In *Proceedings of the IEEE/CVF International Conference on Computer Vision*, pages 10933–10942, 2021.
- [17] Zipeng Fu, Tony Z Zhao, and Chelsea Finn. Mobile aloha: Learning bimanual mobile manipulation with low-cost whole-body teleoperation. *arXiv preprint arXiv:2401.02117*, 2024.

- [18] Ran Gong, Jiangyong Huang, Yizhou Zhao, Haoran Geng, Xiaofeng Gao, Qingyang Wu, Wensi Ai, Ziheng Zhou, Demetri Terzopoulos, Song-Chun Zhu, et al. Arnold: A benchmark for language-grounded task learning with continuous states in realistic 3d scenes. In *Proceedings of the IEEE/CVF International Conference on Computer Vision*, pages 20483–20495, 2023.
- [19] Akshay Kumar Guruji, Himansh Agarwal, and DK Parsediya. Time-efficient a\* algorithm for robot path planning. *Procedia Technology*, 23:144–149, 2016.
- [20] Taesin Ha, Dongseon Lee, Youngchun Kwon, Min Sik Park, Sangyoon Lee, Jaejun Jang, Byungkwon Choi, Hyunjeong Jeon, Jeonghun Kim, Hyundo Choi, et al. Ai-driven robotic chemist for autonomous synthesis of organic molecules. *Science advances*, 9(44):eadj0461, 2023.
- [21] Sanjay Haresh, Daniel Dijkman, Apratim Bhattacharyya, and Roland Memisevic. Clevrskills: Compositional language and visual reasoning in robotics. In *The Thirty-eight Conference on Neural Information Processing Systems Datasets and Benchmarks Track*, 2024.
- [22] Haoran He, Chenjia Bai, Ling Pan, Weinan Zhang, Bin Zhao, and Xuelong Li. Learning an actionable discrete diffusion policy via large-scale actionless video pre-training. *arXiv preprint arXiv:2402.14407*, 2024.
- [23] Riley J Hickman, Pauric Bannigan, Zeqing Bao, Alán Aspuru-Guzik, and Christine Allen. Self-driving laboratories: A paradigm shift in nanomedicine development. *Matter*, 6(4):1071–1081, 2023.
- [24] Kai-Chieh Hsu, Allen Z Ren, Duy P Nguyen, Anirudha Majumdar, and Jaime F Fisac. Sim-to-lab-to-real: Safe reinforcement learning with shielding and generalization guarantees. *Artificial Intelligence*, 314:103811, 2023.
- [25] Yucheng Hu, Yanjiang Guo, Pengchao Wang, Xiaoyu Chen, Yen-Jen Wang, Jianke Zhang, Koushil Sreenath, Chaochao Lu, and Jianyu Chen. Video prediction policy: A generalist robot policy with predictive visual representations, 2024.
- [26] Binh-Son Hua, Quang-Hieu Pham, Duc Thanh Nguyen, Minh-Khoi Tran, Lap-Fai Yu, and Sai-Kit Yeung. Scenenn: A scene meshes dataset with annotations. In *2016 fourth international conference on 3D vision (3DV)*, pages 92–101. Ieee, 2016.
- [27] Aaron Hurst, Adam Lerer, Adam P Goucher, Adam Perelman, Aditya Ramesh, Aidan Clark, AJ Ostrow, Akila Welihinda, Alan Hayes, Alec Radford, et al. Gpt-4o system card. *arXiv preprint arXiv:2410.21276*, 2024.
- [28] Stephen James, Zicong Ma, David Rovick Arrojo, and Andrew J Davison. Rlbench: The robot learning benchmark & learning environment. *IEEE Robotics and Automation Letters*, 5(2):3019–3026, 2020.
- [29] Yibin Jiang, Daniel Salley, Abhishek Sharma, Graham Keenan, Margaret Mullin, and Leroy Cronin. An artificial intelligence enabled chemical synthesis robot for exploration and optimization of nanomaterials. *Science advances*, 8(40):eabo2626, 2022.
- [30] Yunfan Jiang, Agrim Gupta, Zichen Zhang, Guanzhi Wang, Yongqiang Dou, Yanjun Chen, Li Fei-Fei, Anima Anandkumar, Yuke Zhu, and Linxi Fan. Vima: General robot manipulation with multimodal prompts. *arXiv preprint arXiv:2210.03094*, 2(3):6, 2022.
- [31] Sunghwan Kim, Paul A Thiessen, Evan E Bolton, Jie Chen, Gang Fu, Asta Gindulyte, Lianyi Han, Jane He, Siqian He, Benjamin A Shoemaker, et al. Pubchem substance and compound databases. *Nucleic acids research*, 44(D1):D1202–D1213, 2016.
- [32] Nathan Koenig and Andrew Howard. Design and use paradigms for gazebo, an open-source multi-robot simulator. In *2004 IEEE/RSJ international conference on intelligent robots and systems (IROS)(IEEE Cat. No. 04CH37566)*, volume 3, pages 2149–2154. Ieee, 2004.
- [33] Eric Kolve, Roozbeh Mottaghi, Winson Han, Eli VanderBilt, Luca Weihs, Alvaro Herrasti, Matt Deitke, Kiana Ehsani, Daniel Gordon, Yuke Zhu, et al. Ai2-thor: An interactive 3d environment for visual ai. *arXiv preprint arXiv:1712.05474*, 2017.



- [34] Chengshu Li, Fei Xia, Roberto Martín-Martín, Michael Lingelbach, Sanjana Srivastava, Bokui Shen, Kent Vainio, Cem Gokmen, Gokul Dharan, Tanish Jain, et al. igibson 2.0: Object-centric simulation for robot learning of everyday household tasks. *arXiv preprint arXiv:2108.03272*, 2021.
- [35] Chengshu Li, Ruohan Zhang, Josiah Wong, Cem Gokmen, Sanjana Srivastava, Roberto Martín-Martín, Chen Wang, Gabrael Levine, Michael Lingelbach, Jiankai Sun, et al. Behavior-1k: A benchmark for embodied ai with 1,000 everyday activities and realistic simulation. In *Conference on Robot Learning*, pages 80–93. PMLR, 2023.
- [36] Junfei Li and Simon X. Yang. Digital twins to embodied artificial intelligence: review and perspective. *Intelligence & Robotics*, 5(1), 2025.
- [37] Miles Macklin and Matthias Müller. Position based fluids. *ACM Transactions on Graphics (TOG)*, 32(4):1–12, 2013.
- [38] Sebastian Musslick, Laura K Bartlett, Suyog H Chandramouli, Marina Dubova, Fernand Gobet, Thomas L Griffiths, Jessica Hullman, Ross D King, J Nathan Kutz, Christopher G Lucas, et al. Automating the practice of science: Opportunities, challenges, and implications. *Proceedings of the National Academy of Sciences*, 122(5):e2401238121, 2025.
- [39] KC Nicolaou, Z Yang, JJ Liu, H Ueno, PG Nantermet, RK Guy, CF Claiborne, J Renaud, EA Coulaudouros, K Paulvannan, et al. Total synthesis of taxol. *Nature*, 367(6464):630–634, 1994.
- [40] NVIDIA. Nvidia isaac sim: Robotics simulation and synthetic data. <https://developer.nvidia.com/isaac-sim>, 2023. Accessed: 2025-05-11.
- [41] NVIDIA Corporation. PhysX 5 SDK. NVIDIA-Omniverse/PhysX, GitHub, 2025. [Online]. Available: <https://github.com/NVIDIA-Omniverse/PhysX>.
- [42] Yutaka Onuma, Masayuki Satake, Takanori Ukena, Jean Roux, Suzanne Chanteau, Noelson Rasolofonirina, Mamy Ratsimaloto, Hideo Naoki, and Takeshi Yasumoto. Identification of putative palytoxin as the cause of clupeotoxism. *Toxicon*, 37(1):55–65, 1999.
- [43] Xavier Puig, Kevin Ra, Marko Boben, Jiaman Li, Tingwu Wang, Sanja Fidler, and Antonio Torralba. Virtualhome: Simulating household activities via programs. In *Proceedings of the IEEE conference on computer vision and pattern recognition*, pages 8494–8502, 2018.
- [44] Manolis Savva, Abhishek Kadian, Oleksandr Maksymets, Yili Zhao, Erik Wijmans, Bhavana Jain, Julian Straub, Jia Liu, Vladlen Koltun, Jitendra Malik, et al. Habitat: A platform for embodied ai research. In *Proceedings of the IEEE/CVF international conference on computer vision*, pages 9339–9347, 2019.
- [45] Yasir Ali Shah. Foundation of universal knowledge: Bridging science and technology across disciplines. *SAUS-Journal of IT and Computer Sciences*, 1(1):10–14, 2023.
- [46] Li Shen, Jinwei Bai, Jiao Wang, and Bairong Shen. The fourth scientific discovery paradigm for precision medicine and healthcare: challenges ahead. *Precision clinical medicine*, 4(2):80–84, 2021.
- [47] Mohit Shridhar, Jesse Thomason, Daniel Gordon, Yonatan Bisk, Winson Han, Roozbeh Motlaghi, Luke Zettlemoyer, and Dieter Fox. Alfred: A benchmark for interpreting grounded instructions for everyday tasks. In *Proceedings of the IEEE/CVF conference on computer vision and pattern recognition*, pages 10740–10749, 2020.
- [48] Sanjana Srivastava, Chengshu Li, Michael Lingelbach, Roberto Martín-Martín, Fei Xia, Kent Elliott Vainio, Zheng Lian, Cem Gokmen, Shyamal Buch, Karen Liu, et al. Behavior: Benchmark for everyday household activities in virtual, interactive, and ecological environments. In *Conference on robot learning*, pages 477–490. PMLR, 2022.
- [49] Sebastian Steiner, Jakob Wolf, Stefan Glatzel, Anna Andreou, Jarosław M Granda, Graham Keenan, Trevor Hinkley, Gerardo Aragon-Camarasa, Philip J Kitson, Davide Angelone, et al. Organic synthesis in a modular robotic system driven by a chemical programming language. *Science*, 363(6423):eaav2211, 2019.

- [50] Qi Sun, Hang Zhou, Wengang Zhou, Li Li, and Houqiang Li. Forest2seq: Revitalizing order prior for sequential indoor scene synthesis. In *European Conference on Computer Vision*, pages 251–268. Springer, 2024.
- [51] Kazutoshi Takahashi, Koji Tanabe, Mari Ohnuki, Megumi Narita, Tomoko Ichisaka, Kiichiro Tomoda, and Shinya Yamanaka. Induction of pluripotent stem cells from adult human fibroblasts by defined factors. *cell*, 131(5):861–872, 2007.
- [52] Stone Tao, Fanbo Xiang, Arth Shukla, Yuzhe Qin, Xander Hinrichsen, Xiaodi Yuan, Chen Bao, Xinsong Lin, Yulin Liu, Tse-kai Chan, et al. Maniskill3: Gpu parallelized robotics simulation and rendering for generalizable embodied ai. *arXiv preprint arXiv:2410.00425*, 2024.
- [53] Qiaoyun Wu, Xiaoxi Gong, Kai Xu, Dinesh Manocha, Jingxuan Dong, and Jun Wang. Towards target-driven visual navigation in indoor scenes via generative imitation learning. *IEEE Robotics and Automation Letters*, 6(1):175–182, 2020.
- [54] Yue Yang, Fan-Yun Sun, Luca Weihs, Eli VanderBilt, Alvaro Herrasti, Winson Han, Jiajun Wu, Nick Haber, Ranjay Krishna, Lingjie Liu, et al. Holodeck: Language guided generation of 3d embodied ai environments. In *Proceedings of the IEEE/CVF Conference on Computer Vision and Pattern Recognition*, pages 16227–16237, 2024.
- [55] Andy Zeng, Pete Florence, Jonathan Tompson, Stefan Welker, Jonathan Chien, Maria Attarian, Travis Armstrong, Ivan Krasin, Dan Duong, Vikas Sindhwani, et al. Transporter networks: Rearranging the visual world for robotic manipulation. In *Conference on Robot Learning*, pages 726–747. PMLR, 2021.
- [56] Wenshuai Zhao, Jorge Peña Queralta, and Tomi Westerlund. Sim-to-real transfer in deep reinforcement learning for robotics: a survey. In *2020 IEEE symposium series on computational intelligence (SSCI)*, pages 737–744. IEEE, 2020.
- [57] Kaizhi Zheng, Xiaotong Chen, Odest Chadwicke Jenkins, and Xin Wang. Vlmbench: A compositional benchmark for vision-and-language manipulation. *Advances in Neural Information Processing Systems*, 35:665–678, 2022.

# LabUtopia: High-Fidelity Simulation and Hierarchical Benchmark for Scientific Embodied Agents

## Appendix

The structure of Appendix is as follows:


- Appendix 7 More Details of LabScene.
- Appendix 8 More Details of LabBench.
- Appendix 9 Impact Statement.

### 7 More Details of LabScene

#### 7.1 Asset in OpenUSD Format

OpenUSD (Universal Scene Description), developed by Pixar and integrated into NVIDIA's Omniverse platform, is an open-source 3D scene description framework and file format designed for efficient interchange and collaboration across diverse 3D graphics workflows. It uses a hierarchical structure to represent complex scenes, with core components like Stages, Prims, Attributes, and Relationships. OpenUSD supports extensible schemas, real-time rendering, and non-destructive editing, enabling seamless asset sharing and simultaneous collaboration across tools like Blender, Unreal Engine. In Omniverse, OpenUSD is enhanced with NVIDIA RTX rendering and APIs, facilitating applications in film, gaming, architecture, robotics, and digital twins, with benefits like reduced data duplication and flexible pipeline design.

##### 7.1.1 Container Asserts



### 7.1.2 Instrument Asserts



### 7.1.3 Lab Scene Asserts



## 7.2 Speed

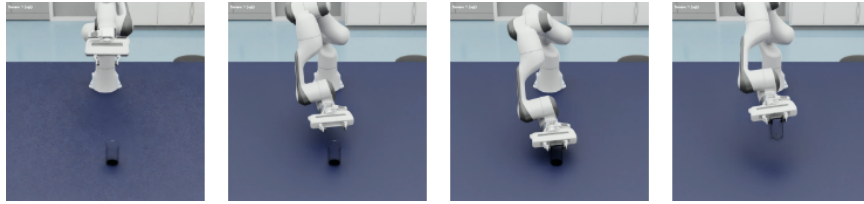
Using two 256×256 cameras, our system runs at 23 fps for liquid simulation and 45 fps for rigid body simulations on an NVIDIA RTX 4090 GPU and Intel(R) Xeon(R) w5-2445. If cameras are not used, the simulation runs at approximately 115 fps.

## 8 More Details of LabBench

### 8.1 Task Details


#### 8.1.1 Level 1: Atomic Manipulation Tasks:

##### 1. Pick:




- **Description:** The atomic action "Pick" is designed to grasp a chemical container (e.g., a beaker or conical flask) from a desktop, managing the retrieval process through multiple phases: initially (Phase 0), the end effector is positioned above the object; then (Phase 1), it is lowered closer to the object; (Phase 2) the end effector is aligned for grasping; (Phase 3) a pause allows the robot's dynamics to stabilize; (Phase 4) the gripper closes to secure the object; (Phase 5) the object is lifted; and finally (Phase 6), the sequence is completed.
- **Success Criteria:** The object must be securely grasped without being knocked over. Following grasping, it must be lifted to a height exceeding 20 cm and maintained steadily for a designated period, with success defined as the beaker remaining intact and not falling.

##### 2. Pour:



- **Description:** The atomic action "Pour" is designed to pour liquid from a previously grasped chemical container (e.g., a beaker or conical flask) into a designated target container or location and subsequently return to an upright position, managing the process through multiple phases: initially (Phase 0), the end effector is positioned at the pouring start location; then (Phase 1), it adjusts to a ready position for grasping or pouring; (Phase 2) the pouring begins with the container tilted; (Phase 3) a pause maintains the container in a stationary state; (Phase 4) the container is returned to an upright position through reverse tilting; and finally (Phase 5), the pouring sequence is completed with the container stabilized.
- **Success Criteria:** As this action relies on "Pick" as a prerequisite, the task design focuses solely on the "Pour" phase, recording data for this segment and evaluating success rates only after a successful "Pick." Success is defined by the container being tilted and poured within a specified region above the target, achieving a tilt angle greater than a predetermined threshold during pouring, returning to an upright position with a tilt angle less than a specified threshold, and remaining stable for a designated period.

##### 3. Place:




- **Description:** The "Place" atomic action enables a robotic arm to set a chemical container (e.g., a beaker or conical flask) from its gripper onto a designated lab bench surface, executing the placement process through multiple phases: initially (Phase 0), the end effector positions the container above the target area; then (Phase 1), it lowers the container closer to the surface; (Phase 2), the container's base is aligned for placement; (Phase 3), a pause stabilizes the robotic arm's dynamics; (Phase 4), the gripper opens smoothly to release the container; (Phase 5), the end effector retracts above the surface; and finally (Phase 6), the sequence is completed.
- **Success Criteria:** As the "Place" action follows a successful "Pick," the task evaluation focuses solely on the placement phase. Success is defined by the container being placed at the target location on the lab bench, remaining upright and undamaged with its base in full contact with the surface, without falling, tipping or colliding with other objects, and maintaining stability for a designated period after placement.

#### 4. Press:



- **Description:** The "Press" atomic action enables a robotic arm to press a button on a laboratory instrument, executing the pressing process through multiple phases: initially (Phase 0), the end effector moves to a position above the target button with an initial offset; then (Phase 1), the gripper adjusts to a specified spacing to prepare for pressing; (Phase 2), the end effector executes the pressing action to activate the button; and finally (Phase 3), the sequence is completed.
- **Success Criteria:** The end effector is precisely aligned with the target button, presses the button a sufficient distance to activate it, and maintains stable contact for a designated period, with success confirmed by the button's movement without misalignment.


#### 5. Shake:



- **Description:** The "Shake" atomic action enables a robotic arm to agitate a chemical container (e.g., a beaker or conical flask) held by its gripper to mix its contents, executing the shaking process through multiple phases: initially (Phase 0), the end effector moves the container to an initial position above the workspace; then (Phase 1), it pauses to stabilize the initial position; (Phase 2), the container is tilted to the left for the first shake; (Phase 3), it is tilted to the right for the first counter-shake, with this left-right shaking sequence repeated three times; (Phase 8), the end effector returns the container to the initial position; (Phase 9), it pauses to stabilize the initial position; and finally (Phase 10), the sequence is completed.
- **Success Criteria:** As the "Shake" action follows a successful "Pick," the task evaluation focuses solely on the shaking phase. Success is defined by the chemical container completing three full left-right shake cycles, returning to the initial position, and maintaining stability for a designated period without spilling, tipping, or colliding with other objects.


#### 6. Stir





- **Description:** The "Stir" atomic action enables a robotic arm to manipulate a glass rod for stirring the contents of a target container (e.g., a beaker) held in place on the workspace. The stirring process proceeds through multiple structured phases: initially (Phase 0), the end effector lifts the glass rod slightly above the gripping position; (Phase 1), it moves the rod horizontally to a position directly above the target beaker; (Phase 2), the rod is inserted vertically into the beaker to a predefined depth; (Phase 3), the end effector executes a circular stirring motion within the container, typically following a clockwise or counterclockwise path with controlled speed and radius; (Phase 4), the rod is retracted vertically out of the beaker; and finally (Phase 5), the action completes with the end effector holding the rod above the beaker, ready for the next operation or placement.
- **Success Criteria:** As the "Stir" action follows a successful "Pick," the task evaluation focuses solely on the stirring phase. Success is defined by the glass rod being inserted into the target beaker region without interruption or hesitation, executing a continuous stirring motion, and upon completion, being lifted upward and fully withdrawn from the beaker area without causing spillage, collision, or deviation from the defined stirring trajectory.

## 7. Open Door



- **Description:** The "Open" atomic action enables a robotic arm to open a chemical instrument cabinet door or similar enclosure, simulating a human-like opening motion. The process is divided into several structured phases: initially (Phase 0), the end effector moves toward the target object, positioning itself near the handle or designated opening area; (Phase 1), the gripper performs a rotational motion (e.g., clockwise or counterclockwise) to simulate turning a handle or triggering a latch mechanism; (Phase 2), the gripper applies a pulling force to move the object (e.g., door or drawer) along a predefined direction, initiating the opening; (Phase 3), the system evaluates whether the door or drawer has reached the designated open position. If the target position is not reached, the pulling continues incrementally; (Phase 4), once the opening motion is complete, the arm maintains a stable posture for a short pause to ensure the object remains in the open state and vibrations subside; finally (Phase 5), the gripper releases the object, marking the completion of the entire opening process.
- **Success Criteria:** The robotic arm must accurately grasp the cabinet door handle without slipping or displacing it. Following grasping, the arm must rotate the handle along the door's hinge axis, opening the cabinet door to a predefined target angle. After reaching the target angle, the gripper releases the door handle and moves away. Success is defined by the door remaining open at the target angle without unintended movement or closing.

## 8. Close Draw






- **Description:** The "Close" atomic action enables a robotic arm to close a chemical instrument cabinet door or similar enclosure, replicating a natural closing motion. The process proceeds through several phases: initially (Phase 0), the end effector moves toward the door handle, positioning itself to grasp the handle securely; (Phase 1), the gripper rotates together with the door handle along the hinge axis, moving the door toward the closed position; (Phase 2) and subsequent phases involve the action completion stage, where the system sends no further motion commands and maintains a stationary posture, ensuring the door remains closed and stable.
- **Success Criteria:** The robotic arm must accurately grasp the cabinet door without slipping or misalignment. Following grasping, the arm must push the door along its track or hinge axis smoothly until the door is fully closed. Success is defined by the door reaching the fully closed position securely, with no gaps or unintended openings, and the gripper releasing or holding position without causing door misalignment or damage.

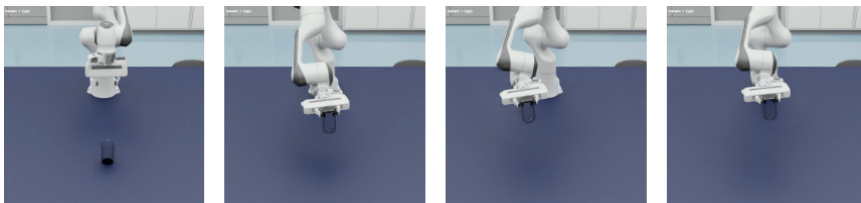
## 8.1.2 Level 2: Short-Horizon Manipulation Tasks.

### 1. Pour Liquid




- **Description:** The Pour Beaker task is a medium-difficulty robotic operation that integrates the atomic actions "Pick" and "Pour" to securely grasp a chemical container (e.g., a beaker or conical flask) from a desktop and transport it to a designated location for pouring, while ensuring the container does not drop. The process begins with the Pick action, where the robot's end effector grasps the container through a precise sequence of positioning, lowering, aligning, stabilizing, gripping, and lifting. This is followed by the Pour action, where the end effector transports the container to the target location, aligns it for pouring, tilts it to dispense the contents, stabilizes, returns the container to an upright position, and completes the sequence, maintaining stability throughout to prevent dropping or spillage.
- **Success Criteria:** The chemical container (e.g., a beaker or conical flask) must be securely grasped without being knocked over during the Pick action. Following grasping, the container must be lifted to a height exceeding 20 cm, transported steadily to the designated target location without dropping, and successfully tilted to pour the contents at the target position during the Pour action. After pouring, the container must be returned to an upright state and released without falling, ensuring the beaker remains intact and stable throughout the entire process.

### 2. Shake Beaker



- **Description:** The Shake Beaker task is a medium-difficulty robotic operation that utilizes the atomic action "Pick" to securely grasp a chemical container (e.g., a beaker or conical flask) from a desktop, perform three side-to-side shakes, and stabilize it at the initial position, while ensuring the container does not drop. The process involves the Pick action, where the robot's end effector grasps the container through a precise sequence of positioning, lowering, aligning, stabilizing, gripping, and lifting. Subsequently, the end effector executes three controlled side-to-side shakes, returns the container to the initial position, and stabilizes it for a designated period, maintaining stability throughout to prevent dropping or spillage.
- **Success Criteria:** The chemical container (e.g., a beaker or conical flask) must be securely grasped without being knocked over during the Pick action. Following grasping, the container must be lifted to a height exceeding 20 cm, shaken side-to-side at least three times without dropping, and returned to the initial position. The container must then be stabilized for a designated period, ensuring it remains intact and stable throughout the entire process without falling or spilling.

### 3. Transport Beaker



- **Description:** The Transport Beaker task is a medium-difficulty robotic operation that integrates the atomic actions "Pick" and "Place" to securely grasp a chemical container (e.g., a beaker or conical flask) from a desktop, transport it to a designated location, and place it down, while ensuring the container does not drop. The process begins with the Pick action, where the robot's end effector grasps the container through a precise sequence of positioning, lowering, aligning, stabilizing, gripping, and lifting. This is followed by the Place action, where the end effector transports the container to the specified location, lowers it to place it within a designated range, and releases it, ensuring the beaker remains upright and stable at the target position without falling or spilling throughout the process.
- **Success Criteria:** The chemical container (e.g., a beaker or conical flask) must be securely grasped without being knocked over during the Pick action. Following grasping, the container must be lifted to a height exceeding 20 cm and transported to the designated location without dropping. The container must then be placed down within the specified target area and remain upright, ensuring it remains intact and stable throughout the entire process without falling or spilling.

### 4. Heater Beaker

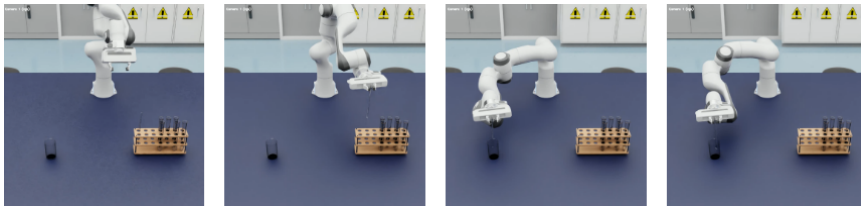


- **Description:** The Heater Beaker task is a medium-difficulty robotic operation that integrates the atomic actions "Pick," "Place," and "Press" to securely grasp a chemical container (e.g., a beaker or conical flask) containing a solution from a desktop, transport it to a heating device, place it on the device, and activate the heating process, while ensuring the container does not drop. The process begins with the Pick action, where the robot's end effector grasps the container through a precise sequence of positioning, lowering, aligning, stabilizing, gripping, and lifting. This is followed by the Place action, where the end effector transports the container to the heating device, lowers it to position it within the designated range of the device, and releases it, ensuring the

beaker remains upright and stable. Finally, the Press action involves the end effector moving to the heating device's button, pressing it with sufficient force over a specified distance to activate the heating process, maintaining stability throughout to prevent the container from falling or spilling.


- **Success Criteria:** The chemical container (e.g., a beaker or conical flask) must be securely grasped without being knocked over during the Pick action. Following grasping, the container must be lifted to a height exceeding 20 cm and transported to the heating device without dropping. The container must then be placed down within the specified range of the heating device and remain upright. Finally, the heating button must be pressed with sufficient force over a specified distance to activate the heating process, ensuring the container remains intact and stable throughout the entire process without falling or spilling.

## 5. Stir GlassRod



- **Description:** The Stir GlassRod task is a medium-difficulty robotic operation that integrates the atomic actions "Pick" and "Stir" to securely grasp a glass rod from a desktop and use it to stir a solution within a chemical container (e.g., a beaker or conical flask), while ensuring the rod does not drop. The process begins with the Pick action, where the robot's end effector grasps the glass rod through a precise sequence of positioning, lowering, aligning, stabilizing, gripping, and lifting. This is followed by the Stir action, where the end effector moves the glass rod to the chemical container, positions it within the solution, and performs a controlled stirring motion, maintaining stability throughout to prevent the rod from slipping or causing spillage of the solution.
- **Success Criteria:** The glass rod must be securely grasped without being knocked over during the Pick action. Following grasping, the rod must be lifted to a height exceeding 20 cm and accurately positioned within the chemical container (e.g., a beaker or conical flask) without causing additional collisions. The rod must then perform a controlled stirring motion within the solution without slipping or causing spillage. After stirring, the glass rod must be lifted from the container and stabilized for a designated period, ensuring it remains intact and stable throughout the entire process without dropping or causing unintended collisions.

## 6. Operate Drawer




- **Description:** The Operate Drawer task is a medium-difficulty robotic operation that integrates the atomic actions "Open" and "Close" to smoothly operate a chemical container storage drawer, ensuring the drawer is opened and closed without disruption. The process begins with the Open action, where the robot's end effector approaches the drawer's handle through a precise sequence of positioning, aligning, stabilizing, gripping, and pulling to open the drawer smoothly. This is followed by the Close action, where the end effector repositions to the handle, grips it, and pushes the drawer to close it, maintaining controlled motion throughout to prevent the robotic arm from causing additional collisions with the drawer or surrounding objects.
- **Success Criteria:** The drawer's handle must be securely grasped without being knocked or misaligned during the Open action. Following grasping, the handle must

be pulled smoothly to open the drawer without causing additional collisions with the drawer or cabinet. The robotic arm must then reposition to the handle, push it smoothly to close the drawer, and retreat a specified distance from the drawer, ensuring the arm remains stable and intact throughout the entire process without colliding with the drawer or cabinet.


### 8.1.3 Level 3: Generalizable Short Manipulation Tasks.

#### 1. Pick



- **Description:** Consistent with the Level 1: Pick task, this task primarily focuses on generalizing across different types of chemical containers and desktop materials to evaluate the generalization capability of the policy, providing more diverse and generalized task data.
- **Success Criteria:** Aligned with Level 1: Pick task

#### 2. Press




- **Description:** Consistent with the Level 1: Press task, this task primarily focuses on generalizing across different button colors, button positions, and desktop materials to evaluate the generalization capability of the policy, providing more diverse and generalized task data.
- **Success Criteria:** Aligned with Level 1: Press task

#### 3. Transport Beaker



- **Description:** Consistent with the Level 2: Transport Beaker task, this task primarily focuses on generalizing across different target locations and desktop materials to evaluate the generalization capability of the policy, providing more diverse and generalized task data.
- **Success Criteria:** Aligned with Level 2: Transport Beaker task

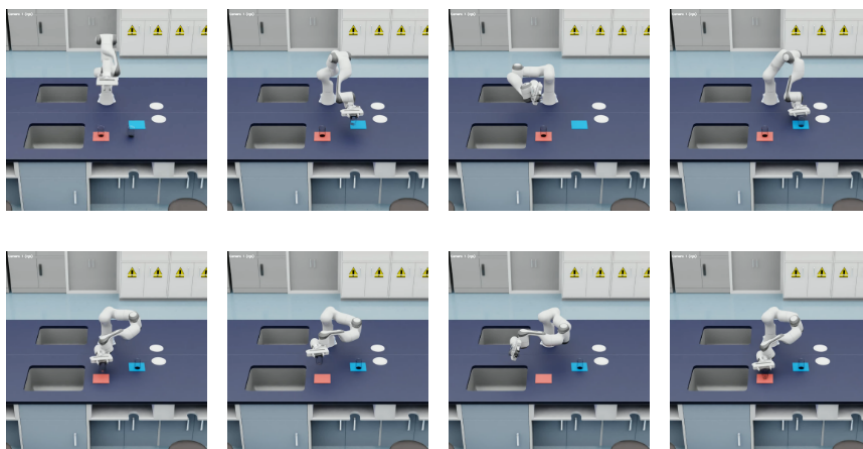
#### 4. Heater Beaker



- **Description:** Consistent with the Level 2: Heater Beaker task, this task primarily focuses on generalizing across different target button colors and desktop materials to evaluate the generalization capability of the policy, providing more diverse and generalized task data.
- **Success Criteria:** Aligned with Level 2: Heater Beaker task

#### 8.1.4 Level 4: Long-Horizon Manipulation Tasks.


##### 1. Clean Beaker



- **Description:** The Clean Beaker task represents a high-complexity robotic manipulation sequence composed of seven atomic actions—Pick, Pour, Place, Pick, Shake, Pour, and Place—executed in a precise temporal order to simulate a beaker cleaning procedure. The robot begins by performing a Pick action to grasp Beaker 2, followed by a Pour to transfer its contents into Beaker 1, and a Place to return Beaker 2 to its original position. The robot then executes another Pick action to grasp Beaker 1, performs a Shake to simulate mixing or cleaning, continues with a second Pour into a designated target beaker, and concludes with a final Place to return Beaker 1. Throughout the process, the robot must maintain accurate positioning, stable handling, and smooth transitions between actions to ensure fluid transfer integrity and task robustness.
- **Success Criteria:** The Clean Beaker task is considered successful if all seven atomic actions—Pick, Pour, Place, Pick, Shake, Pour, and Place—are executed in correct sequence with precise control and without causing instability or spillage. Specifically, Beaker 2 must be securely grasped and lifted without tipping, its contents must be accurately poured into Beaker 1 without overflow or dripping, and it must be returned to its original position upright and stable. Subsequently, Beaker 1 must also be picked up without disturbance, shaken with controlled motion simulating realistic mixing, and its contents must be successfully poured into the designated target beaker with no leakage. Finally, Beaker 1 must be placed back at its initial location in an upright and stable orientation. Throughout the process, all containers must remain intact and upright when released, and no unintended collisions, spills, or drops should occur.

##### 2. Drying Beaker






- Description:** The Drying Beaker task represents a high-complexity robotic manipulation sequence composed of six atomic actions—Open, Pick, Place, Pick, Place, and Close—executed in a strict temporal order to simulate the process of transferring beakers into a chemical drying cabinet. The task begins with the robot performing an Open action to unlock and open the cabinet door, followed by a Pick action to grasp Beaker 2 and a Place action to accurately position it inside the cabinet. The robot then repeats the Pick and Place actions for Beaker 1, ensuring both beakers are correctly arranged for drying. Finally, the robot performs a Close action to securely shut the cabinet door. Throughout the task, the robot must ensure precise manipulation, maintain stability of the beakers during transfer, and handle the cabinet interface accurately to complete the operation reliably and safely.
- Success Criteria:** The Drying Beaker task is considered successful if all six atomic actions—Open, Pick, Place, Pick, Place, and Close—are executed in the correct sequence with accurate control and no unintended disturbances. Specifically, the cabinet door must be fully and stably opened without obstruction during the Open action. Both Beaker 2 and Beaker 1 must be securely grasped without tipping or slipping, transported safely, and placed upright within the designated positions inside the chemical cabinet without collision or misalignment. The final Close action must result in the cabinet door being properly shut and latched. Throughout the process, all objects must remain undamaged and stable, with no drops, tilting, or contact between the beakers or with the cabinet structure that could compromise the safety or correctness of the operation.

### 8.1.5 Level 5: Mobile Manipulation Tasks.

#### 1. Navigation and Manipulation



- **Description:** The Navigation and Manipulation task represents a compound robotic operation that integrates autonomous mobility with precise object interaction, combining high-level navigation with low-level manipulation. The task begins with the mobile robot and the target beaker being randomly initialized at available positions within the laboratory workspace. The robot must autonomously plan and execute a navigation trajectory to reach a position near the target beaker, ensuring obstacle avoidance and smooth traversal. Upon approaching the beaker, the robot performs a controlled orientation adjustment to face the object and halts navigation. Subsequently, the onboard manipulator executes a Pick action to securely grasp the beaker. Throughout the navigation phase, the robot must maintain full collision avoidance with static and dynamic obstacles, while the manipulation phase requires stable and precise object handling. Successful completion demands seamless integration of perception, motion planning, and control across both navigation and manipulation modules.
- **Success Criteria:** The Navigation and Manipulation task is considered successful if the robot completes all phases—navigation, orientation adjustment, and manipulation—with precise control and without unintended incidents. Specifically, during navigation, the robot must avoid any collisions with surrounding obstacles or environmental structures, following a smooth and feasible planned path. The robot must arrive steadily at a position near the target beaker and execute a controlled turn to face the beaker. Subsequently, the manipulator must perform a secure grasp of the beaker without causing it to slip or fall. Throughout the entire process, no collisions, drops, or instability of the beaker are permitted, ensuring safe and reliable task execution.

## 8.2 Navigation Details

**Sampling Valid Navigation Paths.** In navigation tasks, the starting position of the agent and the target object’s location are sampled, ensuring solvability—i.e., a collision-free path must exist from the starting position to the target location. First, we generate an occupancy map for each scene. We define appropriate collision volumes for the objects in the scene and then project all objects with heights between  $[0.1, 1.6]$  meters onto the ground plane, marking these areas as occupied grids. Grids outside the floor are designated as undefined regions, both of which are impassable. The remaining unoccupied grids represent passable areas. Each pixel in the occupancy map corresponds to a unit length of 0.5 meters.



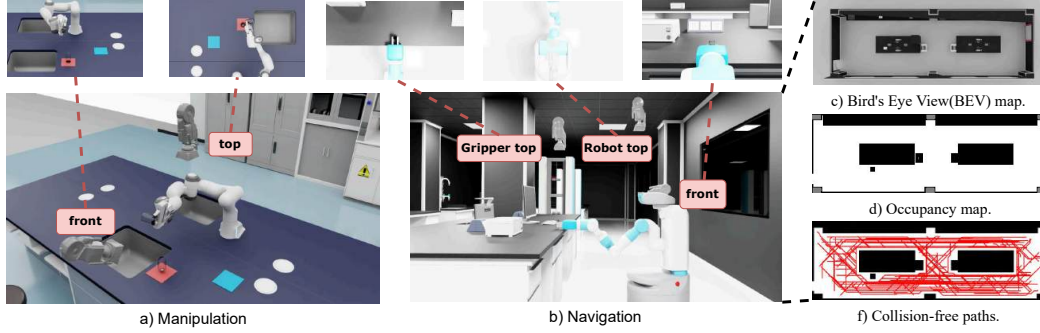


Figure 4: (a) Workspace for manipulation tasks. (b) Illustration of the navigation environment. (c) Bird’s-eye view of the navigation map. (d) Occupancy grid map used for navigation. (f) Occupancy grid map with the planned path highlighted.

Next, using the occupancy map, we generate collision-free paths from randomly sampled locations to object positions. The collision detection radius is set to 60 cm. To ensure task validity, these paths are used as the ground-truth paths for navigation tasks.

**Robot.** We employ a mobile manipulation robot composed of the Clearpath Robotics Ridgeback base integrated with a Franka Emika Panda arm for our navigation and manipulation tasks. In the Isaac Sim, we simplify the Ridgeback base to a planar holonomic robot capable of horizontal movement on the ground, allowing for efficient simulation of navigation behaviors while preserving the core manipulation capabilities of the system.

### 8.3 Training Details

Our training parameters are primarily adapted from the open-source ACT and Diffusion Policy algorithms. All code was implemented using PyTorch, with training and evaluation conducted on a single NVIDIA RTX 4090 GPU. All models were trained for 200 epochs using the AdamW optimizer and Exponential Moving Average (EMA). Model inputs include two camera views, each with a resolution of  $256 \times 256$  pixels, as well as robot joint position inputs. The output consists of predicted joint parameters. A fixed learning rate of  $1 \times 10^{-4}$  was used throughout. The batch sizes were set to 128 for ACT and 64 for Diffusion Policy. Additionally, ACT was trained using a single frame of historical observation, whereas Diffusion Policy was trained using three consecutive frames as input.

## 9 Impact Statement

This paper introduces LabUtopia, a simulation and benchmarking suite aimed at advancing the development of embodied agents for scientific laboratory tasks. Its societal impact lies in its potential to fundamentally transform laboratory automation, enabling faster and more accessible scientific discovery in fields such as chemistry and materials science. By providing a high-fidelity platform for the training and evaluation of agents, LabUtopia can reduce the reliance on resource-intensive physical experiments, allowing institutions with limited infrastructure to participate in advanced research and thus enhancing research inclusivity. Ethically, LabUtopia simulates robotic operations in laboratory experiments, reducing the experimental risks faced by human researchers. This work aligns with the goals of promoting scientific innovation, improving safety, and fostering equitable access to cutting-edge research tools.