

ALAS: Measuring Latent Speech-Text Alignment For Spoken Language Understanding In Multimodal LLMs

Pooneh Mousavi^{1 2} Yingzhi Wang³ Mirco Ravanelli^{1 2} Cem Subakan^{4 2}

Abstract

Large Language Models (LLMs) are increasingly used in Spoken Language Understanding (SLU), where effective multimodal learning depends on the alignment between audio and text. Despite various fusion methods, no standard metric exists to assess this alignment. This work introduces ALAS (Automatic Latent Alignment Score), a metric that evaluates alignment by measuring correlations between audio and text representations across transformer layers. Experiments on Spoken Question Answering and Emotion Recognition show that ALAS captures meaningful patterns across tasks and layers.

1. Introduction

Large Language Models (LLMs) (Touvron et al., 2023; Chowdhery et al., 2023; Brown et al., 2020; Du et al., 2021; Achiam et al., 2023) have shown impressive performance on text-based NLP tasks, often achieving human-level results. A major contributor to this success is instruction tuning (Peng et al., 2023; Zhang et al., 2023b; Taori et al.; Li et al., 2023; Zhang et al., 2023a), which improves a model’s ability to follow open-ended prompts. Building on these advances, recent efforts have extended LLMs to multimodal inputs like images, speech, and audio (Tang et al., 2023; Chen et al., 2023; Chu et al., 2024; Wu et al., 2023; Li et al., 2023; Dai et al., 2023; Rubenstein et al., 2023; Zhan et al., 2024; Xie & Wu, 2024; Mousavi et al., 2025b). These models typically pair a pretrained modality-specific encoder with an adapter module to fuse inputs, and rely on alignment to ensure representations from different modalities are projected into a shared semantic space. Training often combines cross-modal pretraining with instruction tuning to enhance multimodal understanding.

Alignment is particularly crucial in speech-language understanding (SLU). Tan et al. (Tan et al., 2024) demonstrated that optimizing alignment in the adapter improves perfor-

mance, as it enables audio and text to convey consistent semantic information. Traditional alignment methods include Montreal Forced Aligner (MFA) (McAuliffe et al., 2017), based on Kaldi (Povey et al., 2011), and CTC-based approaches (Graves et al., 2006; Sainath et al., 2020; Huang et al., 2024), which allow label-free alignment. More recent unit-based methods, such as UnitY2 (Barrault et al., 2023) and ZMM-TTS (Gong et al., 2024), use pretrained encoders to improve multilingual alignment performance.

Many multimodal LLMs adopt a multi-stage training setup (Chu et al., 2024; Tang et al., 2023; Hu et al., 2024; Gong et al., 2023; Mousavi et al., 2025a), where an initial stage focuses on learning robust audio-text alignment from large ASR or audio captioning datasets, followed by task-specific fine-tuning. Despite the importance of alignment, no standard metric exists to evaluate how well a model learns these cross-modal correspondences. Such a metric is critical for understanding whether an LLM truly captures semantic relationships across modalities. This work addresses that gap with the following contributions:

- We propose ALAS (Automatic Latent Alignment Score), a new metric for assessing alignment quality in speech-text multimodal LLMs. Our method is model- and task-agnostic, requires no manual transcription or forced alignment, and can be applied to any dataset.
- We qualitatively and quantitatively analyze how alignment patterns evolve across different layers of an LLM, identifying at which stage alignment begins and how it develops throughout the network.

2. Methodology

The ALAS pipeline, illustrated in Figure 1, consists of four steps: 1) Speech Input Processing, 2) Text Input Processing, 3) Obtaining Reference Alignment, and 4) Measuring the Alignment Score. Our pipeline is fully automatic and does not require any training or manual alignment. It extracts a reference alignment and compares the Speech LLM’s alignment against it. Additionally, it is easily extendable to any Speech LLM model.

2.1. Automatic Pipeline for Latent Alignment Score

In order to measure the alignment score, we need an aligned test dataset, meaning that for each audio sample, we must

¹Concordia University ²Mila-Quebec AI Institute ³Centrale Supélec ⁴Laval University. Correspondence to: Pooneh Mousavi <pooneh.mousavi@mail.concordia.ca>.

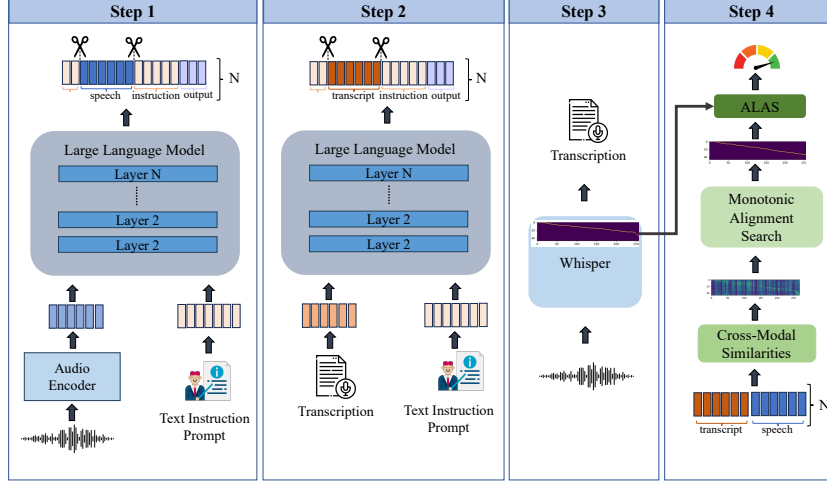


Figure 1. The Automatic Latent Alignment Score (ALAS) pipeline: **(Step 1)** Obtaining latent representations of the audio input, **(Step 2)** Obtaining latent representations of the transcription input, **(Step 3)** Extracting reference alignment from Whisper, and **(Step 4)** Calculating the ALAS score using cross-modal similarities and the alignment path between the two modalities.

have the corresponding transcription. We begin by selecting an appropriate dataset and defining the assigned task. We use speech question answering (LibriSQA dataset (Zhao et al., 2023)), and emotion recognition (IEMOCAP dataset (Busso et al., 2008)) in this paper.

Step 1: Speech Input Processing. The speech input is passed through the Speech LLM along with an instruction, such as asking the model to answer a question based on the given audio. We extract layer-wise representations for the input sequence. Since alignment focuses on modality-specific input representations, we trim the input sequence to exclude any appended instructions at the beginning or end. This results in a tensor of shape $(num_layers, audio_seq_len, latent_dimension)$.

Step 2: Text Input Processing. The corresponding transcription is passed through the same model to obtain layer-wise representations for the text input. In this step, we do not input any audio to the model. Instead, we instruct the model to perform the task only based on the provided transcription. Since alignment focuses on modality-specific input, we apply the same trimming process to remove any appended instructions at the beginning or end of the transcription. To ensure that both audio and text inputs contain similar task-relevant information, we filter out input pairs where the similarity between their generated responses is below a predefined threshold.

Step 3: Obtaining Reference Alignment. After completing the first two steps, which entails obtaining the audio latent representations, text latent representations, we now obtain reference alignment from Whisper. We use Whisper for getting a reference alignment since Whisper-v3 is able to give time stamps for each word given an audio file that

contains speech. To be able to compare the text-audio alignment of the LLM with the Whisper’s reference time stamps, we convert the tokens into word-level tokens if needed. Note that if the LLM’s tokenizer is already word-based (e.g. this is the case for QWEN), no additional processing is needed. However, if the tokenizer operates at the BPE (Byte-Pair Encoding) or character level, we must align and reconstruct the word boundaries to match the reference alignment. This ensures that both the text and audio sequences have the same length for accurate alignment. Note that we map the time stamps (in seconds) that are given by Whisper to the token index to compare the Whisper alignments with the alignments obtained through the ALAS pipeline.

Step 4: Measuring the Alignment Score. Given three inputs—text latent representations, audio latent representations, and the reference alignment from Whisper—we compute the final alignment score using our scoring module. Our scoring module consists of two sub-modules. As we discuss next in more detail, we first measure the cross-modal cosine similarities, and then apply monotonic-alignment-search algorithm (Kim et al., 2020) on the cross-modal cosine similarity matrices.

2.2. Measuring the Cross-Modal Similarities

To measure the cross-modal-alignment between the text and audio, we calculate the cosine similarities between the latent representations of text and audio. For the l ’th layer of the LLM, this similarity is calculated as follows,

$$S_{i,j}^l = \frac{\langle a_i^l, t_j^l \rangle}{\|a_i^l\| \cdot \|t_j^l\|}, \quad (1)$$

where $S_{i,j}^l \in [-1, 1]$ denotes the cosine similarity between

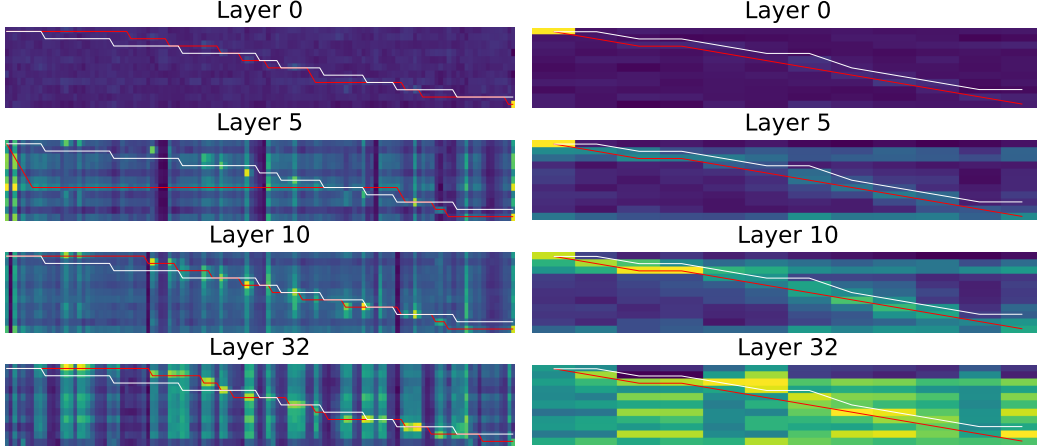


Figure 2. Qualitative comparison of the alignments obtained for Qwen2-Audio-Instruct-7B (left) and Salmonn-7B (right). In each sub-figure, the horizontal axis represents the audio time series, with each frame corresponding to 20 ms for Qwen2-Audio-Instruct-7B and 330 ms for Salmonn-7B. The vertical axis represents the sequence of text tokens, where Qwen2-Audio-Instruct-7B utilizes word-level tokens while Salmonn-7B employs BPE tokens. In every sub-figure, the white trajectory denotes the reference alignment derived from Whisper, whereas the red trajectory indicates the current alignment generated by applying the MAS algorithm on top of the similarity pattern shown with the heatmaps.

the audio representation at time-step i , and text representation at time-step j , for layer l . Note that a_i^l, t_j^l are $K = 4096$ dimensional vectors that are respectively the latent states of the transformer at layer l .

2.3. Automatic Latent Alignment Score (ALAS)

After obtaining the similarity score matrix, $S^l \in [0, 1]^{T \times A}$, we obtain the alignment path between the two modalities using the monotonic-alignment-search algorithm (Kim et al., 2020), where T and A respectively denote the total number of time steps respectively in the text and audio modalities. In order then to assess the quality of the alignments that we estimate through similarities and monotonic-alignment-search, we obtain word-level alignments from Whisper (Radford et al., 2022). The final score is defined such that,

$$\text{ALAS} := \frac{1}{A} \sum_{i=1}^A |\tilde{S}_i - G_i|, \quad (2)$$

where \tilde{S}_i denotes the i 'th step of the path such that $\tilde{S} = \{\tilde{S}_1, \tilde{S}_2, \dots, \tilde{S}_A\}$, and G_i denotes the i 'th step of the ground truth path such that $G = \{G_1, G_2, \dots, G_A\}$.

3. Experiments

We evaluate ALAS with two popular multimodal LLMs: SALMONN-7B (Tang et al., 2023) and Qwen2-Audio-Instruct-7B (Chu et al., 2024) (We refer to these models as SALMONN and QWEN for brevity). These models have achieved state-of-the-art (SOTA) results on various audio question-answering tasks. Both models leverage multitask learning and multistage training to improve alignment between modalities. We experiment with two speech datasets

that contain paired audio and text. The first dataset is LibriSQA (Zhao et al., 2023), which is designed for free-form and open-ended Speech Question Answering (SQA). Given an audio clip or its corresponding transcription, we prompt the model with a question in text format and evaluate its response. The second dataset is IEMOCAP (Busso et al., 2008), which is used for emotion recognition. The task involves classifying the input into one of four emotion categories: happy, sad, angry, and neutral. The choice of these datasets allows us to analyze the alignment patterns of multimodal speech LLMs in two different types of tasks. LibriSQA requires the model to extract semantic meaning from speech, making it a useful benchmark for evaluating how well the model aligns spoken and textual representations in tasks that rely on linguistic understanding. In contrast, emotion recognition focuses more on acoustic features rather than linguistic content, providing insight into how these models process non-semantic auditory cues. By evaluating the alignment score on both datasets, we can examine how well the alignment mechanism generalizes across tasks that pertain to different aspects of speech. In Figure 4 in the Appendix, we illustrate the prompts used for both QWEN and SALMONN models. For the Spoken Question-Answering Task, to measure response similarity, we use Sentence-BERT (Reimers & Gurevych, 2019), where we pass each generated response through the sentence transformer to compute a similarity score. We discard the pairs with a similarity score lower than 0.7 to ensure that both text and audio contain comparable task-relevant information. We observe that QWEN and SALMONN respectively obtain scores of 0.71 and 0.76, respectively on the SQA task.

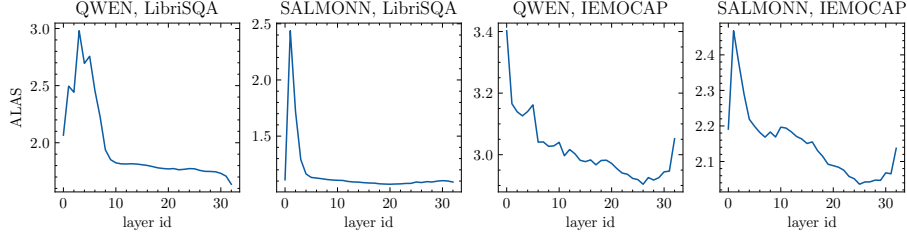


Figure 3. Quantitative comparison of the alignments through *Automatic Latent Alignment Score (ALAS)* for QWEN and SALMONN for LibriSQA and IEMOCAP datasets. The horizontal axes represent the layer-id, and the vertical axes represent the corresponding ALAS score.

For the Emotion Recognition task, the models respectively obtain scores of 21.56%, and 49.30% (Wang et al., 2024) on the IEMOCAP dataset.

3.1. Qualitative Analysis

In Figure 2, we qualitatively compare the cross-modal similarity patterns obtained with Qwen2-Audio-Instruct-7B (left) and Salmonn-7B (right), for the LibriSQA dataset (SQA task). We showcase the similarity S^l for layers 0, 5, 10, 32, where layer 0 represents the output after applying a linear transformation, just before the transformer layers of the LLMs. We observe that at layer 0, the similarity patterns exhibit much more vague diagonal-maximal-paths compared to the crisp diagonal-similarity patterns obtained for later layers, which suggests that alignment between modalities become more distinguishable on the later transformer layers. That is to say, we observe a much clear diagonal-like path for later layers (e.g. layer 32), compared to the earlier layers (e.g. layer 0, layer 5). Note that layer 0 denotes the representations right after the feature extractor, and layer 1 is the output of the first transformer layer of the LLM. In Figure 2, we also showcase the monotonic alignment search algorithm applied on the similarity patterns. We show the Whisper alignment path with a white trace (estimated by using the word boundaries estimated by Whisper), and we use a red trace for the alignment path found after applying the monotonic search algorithm on the similarity matrix S^l for layer l (this is the path that is used to compute ALAS, which we call *the ALAS-path*). We observe that for QWEN, earlier layers indicate more significant deviation from the ground truth path (approximated by Whisper). Especially on layer 5, we observe that the deviation is very visible. However with later layers, we observe that the ALAS-paths get distinctly more similar the Whisper-path. We quantitatively verify these observations in the next section.

3.2. Quantitative Analysis

In Figure 3, we show the average-ALAS score with respect to different layers, for QWEN and SALMONN on LibriSQA and IEMOCAP. We observe that for the LibriSQA task, the later layers generally tend to exhibit better ALAS score, as noted for the qualitative comparisons as well, in

Section 3.1. We note that at layer 0 (before the transformer layers) the ALAS score is a bit better compared to the immediately subsequent transformer layers of the LLM. This is not very surprising since Qwen2-Audio-Instruct-7B, and SALMONN-7B both uses Whisper-v3 (Radford et al., 2022) as the feature encoder, which outputs semantically informed representations. The application of subsequent transformer layers initially projects these representations that decreases the similarity as shown by the plots, however, the semantic alignment quickly catches up with more layers, and later even decreases further, for instance for QWEN on the LibriSQA dataset. For SALMONN on the LibriSQA dataset, we observe that the alignments closely follow the reference Whisper alignments in absolute sense. This is reasonable since the temporal resolution of SALMONN on the audio domain is lower compared to QWEN. Another interesting observation that arises from this quantitative analysis is that, unlike the question-answering task on the LibriSQA dataset, for the Emotion Recognition task the level of alignment actually decreases for the last few layers. This is in fact reasonable since Emotion Recognition is not necessarily a semantic task. For certain recordings the speakers express their emotions through speech patterns and prosody, and not necessarily through the semantic content of the audio. This observation therefore suggests that ALAS is able to capture the reduction in semantic alignment between the audio and text modalities for different tasks.

4. Conclusions

Semantic alignment between different modalities is an important property for a multimodal LLM, which indicates that the LLM is able to learn semantic relationships between text and the audio modality. Measuring the semantic alignment is therefore an important problem to assess multi-modal LLMs. We propose a new metric (ALAS) for measuring the semantic alignment between the audio and text modalities of multimodal speech LLMs. We have analyzed the ALAS scores qualitatively and quantitatively for two popular multimodal LLMs, for different layers. ALAS captures meaningful patterns across transformer layers: alignment increases in semantic tasks like question answering and decreases in less semantic tasks like emotion recognition.

References

- Achiam, J., Adler, S., Agarwal, S., Ahmad, L., Akkaya, I., Aleman, F. L., Almeida, D., Altenschmidt, J., Altman, S., Anadkat, S., et al. Gpt-4 technical report. *arXiv preprint arXiv:2303.08774*, 2023.
- Barraut, L., Chung, Y.-A., Meglioli, M. C., Dale, D., Dong, N., Duppenhaler, M., Duquenne, P.-A., Ellis, B., Elshahar, H., Haaheim, J., et al. Seamless: Multilingual expressive and streaming speech translation. *arXiv preprint arXiv:2312.05187*, 2023.
- Brown, T., Mann, B., Ryder, N., Subbiah, M., Kaplan, J. D., Dhariwal, P., Neelakantan, A., Shyam, P., Sastry, G., Askell, A., et al. Language models are few-shot learners. *Advances in neural information processing systems*, 33: 1877–1901, 2020.
- Busso, C., Bulut, M., Lee, C.-C., Kazemzadeh, A., Mower, E., Kim, S., Chang, J. N., Lee, S., and Narayanan, S. S. IEMOCAP: Interactive emotional dyadic motion capture database. *Language resources and evaluation*, 42:335–359, 2008.
- Chen, F., Han, M., Zhao, H., Zhang, Q., Shi, J., Xu, S., and Xu, B. X-llm: Bootstrapping advanced large language models by treating multi-modalities as foreign languages. *arXiv preprint arXiv:2305.04160*, 2023.
- Chowdhery, A., Narang, S., Devlin, J., Bosma, M., Mishra, G., Roberts, A., Barham, P., Chung, H. W., Sutton, C., Gehrmann, S., et al. Palm: Scaling language modeling with pathways. *Journal of Machine Learning Research*, 24(240):1–113, 2023.
- Chu, Y., Xu, J., Yang, Q., Wei, H., Wei, X., Guo, Z., Leng, Y., Lv, Y., He, J., Lin, J., et al. Qwen2-audio technical report. *arXiv preprint arXiv:2407.10759*, 2024.
- Dai, W., Li, J., Li, D., Tiong, A. M. H., Zhao, J., Wang, W., Li, B., Fung, P., and Hoi, S. Instructblip: Towards general-purpose vision-language models with instruction tuning. *arXiv preprint arXiv:2305.06500*, 2023.
- Du, Z., Qian, Y., Liu, X., Ding, M., Qiu, J., Yang, Z., and Tang, J. Glm: General language model pretraining with autoregressive blank infilling. *arXiv preprint arXiv:2103.10360*, 2021.
- Gong, C., Wang, X., Cooper, E., Wells, D., Wang, L., Dang, J., Richmond, K., and Yamagishi, J. Zmm-tts: Zero-shot multilingual and multispeaker speech synthesis conditioned on self-supervised discrete speech representations. *IEEE/ACM Transactions on Audio, Speech, and Language Processing*, 2024.
- Gong, Y., Luo, H., Liu, A. H., Karlinsky, L., and Glass, J. Listen, think, and understand. *arXiv preprint arXiv:2305.10790*, 2023.
- Graves, A., Fernández, S., Gomez, F., and Schmidhuber, J. Connectionist temporal classification: labelling unsegmented sequence data with recurrent neural networks. In *Proceedings of the 23rd international conference on Machine learning*, pp. 369–376, 2006.
- Hu, S., Zhou, L., Liu, S., Chen, S., Meng, L., Hao, H., Pan, J., Liu, X., Li, J., Sivasankaran, S., et al. Wavllm: Towards robust and adaptive speech large language model. *arXiv preprint arXiv:2404.00656*, 2024.
- Huang, R., Zhang, X., Ni, Z., Sun, L., Hira, M., Hwang, J., Manohar, V., Pratap, V., Wiesner, M., Watanabe, S., et al. Less peaky and more accurate ctc forced alignment by label priors. In *ICASSP 2024-2024 IEEE International Conference on Acoustics, Speech and Signal Processing (ICASSP)*, pp. 11831–11835. IEEE, 2024.
- Kim, J., Kim, S., Kong, J., and Yoon, S. Glow-tts: A generative flow for text-to-speech via monotonic alignment search, 2020. URL <https://arxiv.org/abs/2005.11129>.
- Li, B., Zhang, Y., Chen, L., Wang, J., Pu, F., Yang, J., Li, C., and Liu, Z. MIMIC-IT: Multi-Modal In-Context Instruction Tuning. *arXiv e-prints*, art. arXiv:2306.05425, June 2023. doi: 10.48550/arXiv.2306.05425.
- Li, J., Li, D., Savarese, S., and Hoi, S. Blip-2: Bootstrapping language-image pre-training with frozen image encoders and large language models. In *International conference on machine learning*, pp. 19730–19742. PMLR, 2023.
- McAuliffe, M., Socolof, M., Mihuc, S., Wagner, M., and Sonderegger, M. Montreal forced aligner: Trainable text-speech alignment using kald. In *Interspeech*, volume 2017, pp. 498–502, 2017.
- Mousavi, P., Gupta, S., Subakan, C., and Ravanelli, M. Listen: Learning soft token embeddings for neural audio llms. In *Interspeech*, arXiv:2505.18517, 2025a.
- Mousavi, P., Maimon, G., Moumen, A., Petermann, D., Shi, J., Wu, H., Yang, H., Kuznetsova, A., Ploujnikov, A., Marxer, R., et al. Discrete audio tokens: More than a survey! *arXiv preprint arXiv:2506.10274*, 2025b.
- Peng, B., Li, C., He, P., Galley, M., and Gao, J. Instruction tuning with gpt-4. *arXiv preprint arXiv:2304.03277*, 2023.
- Povey, D., Ghoshal, A., Boulianne, G., Burget, L., Glembek, O., Goel, N., Hannemann, M., Motlicek, P., Qian, Y., Schwarz, P., Silovsky, J., Stemmer, G., and Vesely, K. The

- kaldi speech recognition toolkit. In *IEEE 2011 Workshop on Automatic Speech Recognition and Understanding*. IEEE Signal Processing Society, December 2011. ISBN 978-1-4673-0366-8. IEEE Catalog No.: CFP11SRW-USB.
- Radford, A., Kim, J. W., Xu, T., Brockman, G., McLeavey, C., and Sutskever, I. Robust speech recognition via large-scale weak supervision, 2022. URL <https://arxiv.org/abs/2212.04356>.
- Reimers, N. and Gurevych, I. Sentence-bert: Sentence embeddings using siamese bert-networks. In *Proceedings of the 2019 Conference on Empirical Methods in Natural Language Processing*. Association for Computational Linguistics, 11 2019. URL <https://arxiv.org/abs/1908.10084>.
- Rubenstein, P. K. et al. Audiopalm: A large language model that can speak and listen. *arXiv preprint arXiv:2306.12925*, 2023.
- Sainath, T. N., Pang, R., Rybach, D., García, B., and Strohman, T. Emitting word timings with end-to-end models. In *INTERSPEECH*, pp. 3615–3619, 2020.
- Tan, W., Inaguma, H., Dong, N., Tomasello, P., and Ma, X. Ssr: Alignment-aware modality connector for speech language models. *arXiv preprint arXiv:2410.00168*, 2024.
- Tang, C., Yu, W., Sun, G., Chen, X., Tan, T., Li, W., Lu, L., Ma, Z., and Zhang, C. Salmonn: Towards generic hearing abilities for large language models. *arXiv preprint arXiv:2310.13289*, 2023.
- Taori, R., Gulrajani, I., Zhang, T., Dubois, Y., Li, X., Guestrin, C., Liang, P., and Hashimoto, T. B. Alpaca: a strong, replicable instruction-following model; 2023. URL <https://crfm.stanford.edu/2023/03/13/alpaca.html>.
- Touvron, H., Lavril, T., Izacard, G., Martinet, X., Lachaux, M.-A., Lacroix, T., Rozière, B., Goyal, N., Hambro, E., Azhar, F., et al. Llama: Open and efficient foundation language models. *arXiv preprint arXiv:2302.13971*, 2023.
- Wang, B., Zou, X., Lin, G., Sun, S., Liu, Z., Zhang, W., Liu, Z., Aw, A., and Chen, N. F. Audiobench: A universal benchmark for audio large language models, 2024. URL <https://arxiv.org/abs/2406.16020>.
- Wu, J., Gaur, Y., Chen, Z., Zhou, L., Zhu, Y., Wang, T., Li, J., Liu, S., Ren, B., Liu, L., et al. On decoder-only architecture for speech-to-text and large language model integration. In *2023 IEEE Automatic Speech Recognition and Understanding Workshop (ASRU)*, pp. 1–8. IEEE, 2023.
- Xie, Z. and Wu, C. Mini-omni2: Towards open-source gpt-4o with vision, speech and duplex capabilities. *arXiv preprint arXiv:2410.11190*, 2024.
- Zhan, J., Dai, J., Ye, J., Zhou, Y., Zhang, D., Liu, Z., Zhang, X., Yuan, R., Zhang, G., Li, L., et al. Anygpt: Unified multimodal llm with discrete sequence modeling. *arXiv preprint arXiv:2402.12226*, 2024.
- Zhang, H., Li, X., and Bing, L. Video-LLaMA: An instruction-tuned audio-visual language model for video understanding. In Feng, Y. and Lefever, E. (eds.), *Proceedings of the 2023 Conference on Empirical Methods in Natural Language Processing: System Demonstrations*, pp. 543–553, Singapore, December 2023a. Association for Computational Linguistics. doi: 10.18653/v1/2023.emnlp-demo.49. URL <https://aclanthology.org/2023.emnlp-demo.49/>.
- Zhang, S., Dong, L., Li, X., Zhang, S., Sun, X., Wang, S., Li, J., Hu, R., Zhang, T., Wu, F., et al. Instruction tuning for large language models: A survey. *arXiv preprint arXiv:2308.10792*, 2023b.
- Zhao, Z., Jiang, Y., Liu, H., Wang, Y., and Wang, Y. Librisqa: Pioneering free-form and open-ended spoken question answering with a novel dataset and framework. *arXiv preprint arXiv:2308.10390*, 2023.

A. Prompt Structure

We describe the prompt structure for our models in Figure 4.









SALMONN SQA	
	USER: <Speech><SpeechHere></Speech> TASK: <Question>? Answer in 10-15 words.
	USER: <Text><Transcription></Text> TASK: <Question>? Answer in 10-15 words.
SALMONN ER	
	USER: <Speech><SpeechHere></Speech> TASK: Describe the emotion in one word (anger, happiness, sadness, neutrality).
	USER: <Text><Transcription></Text> TASK: Describe the emotion in one word (anger, happiness, sadness, neutrality).
QWEN SQA	
	SYSTEM : You are a helpful assistant. USER: Audio: <audio_bos><SpeechHere><audio_eos> Audio Transcription: TASK: <Question>? Answer in 10-15 words.
	SYSTEM : You are a helpful assistant. USER: Audio: <audio_bos>audio_eos> Audio Transcription: <Transcription> TASK: <Question>? Answer in 10-15 words.
QWEN ER	
	SYSTEM : You are a helpful assistant. USER: Audio: <audio_bos><SpeechHere><audio_eos> Audio Transcription: TASK: Classify the speaker's emotion in one word (anger, happiness, sadness, neutrality).
	SYSTEM : You are a helpful assistant. USER: Audio: <audio_bos><audio_eos> Audio Transcription: <Transcription> TASK: Classify the speaker's emotion in one word (anger, happiness, sadness, neutrality).

Figure 4. The prompt structure different models (SALMONN and QWEN) for the Spoken-Question-Answering (SQA), and Emotion Recognition tasks. The tags <Question>, <Transcription>, <Task>, <SpeechHere> are replaced with the associated entries for each prompt instance.