

---

# PROGRM: Build Better GUI Agents with Progress Rewards

---

Danyang Zhang<sup>1,2†</sup> Situo Zhang<sup>1,2†</sup> Ziyue Yang<sup>1,2</sup> Zichen Zhu<sup>1,2</sup>  
Zihan Zhao<sup>1,2</sup> Ruisheng Cao<sup>1,2</sup> Lu Chen<sup>1,2,3‡</sup> Kai Yu<sup>1,2,3‡</sup>

<sup>1</sup>X-LANCE Lab, School of Computer Science  
MoE Key Lab of Artificial Intelligence, SJTU AI Institute  
Shanghai Jiao Tong University, Shanghai, China

<sup>2</sup>Jiangsu Key Lab of Language Computing, Suzhou, China

<sup>3</sup>Suzhou Laboratory, Suzhou, China

{zhang-dy20, situozhang}@sjtu.edu.cn

## Abstract

LLM-based (Large Language Model) GUI (Graphical User Interface) agents can potentially reshape our daily lives significantly. However, current LLM-based GUI agents suffer from the scarcity of high-quality training data owing to the difficulties of trajectory collection and reward annotation. Existing works have been exploring LLMs to collect trajectories for imitation learning or to offer reward signals for online RL training. However, the Outcome Reward Model (ORM) used in existing works cannot provide finegrained feedback and can over-penalize the valuable steps in finally failed trajectories. To this end, we propose **Progress Reward Model (PROGRM)** to provide dense informative intermediate rewards by predicting a task completion progress for each step in online training. To handle the challenge of progress reward label annotation, we further design an efficient LCS-based (Longest Common Subsequence) self-annotation algorithm to discover the key steps in trajectories and assign progress labels accordingly. PROGRM is evaluated with extensive experiments and analyses. Actors trained with PROGRM outperform leading proprietary LLMs and ORM-trained actors, illustrating the effectiveness of PROGRM. The codes for experiments will be made publicly available upon acceptance.

## 1 Introduction

Automatic Graphical User Interface (GUI) agents have great potential to reshape our daily lives by automating routine operations on GUI systems like computers and smartphones. Recently, surprised by the exceptional achievements of Large Language Models (LLM) in common-sense and reasoning domains, LLMs have been explored to improve the performance of GUI agents [37, 36, 24, 35, 40, 20, 43, 2, 16, 30, 17, 31, 13, 8, 11, 28].

Using off-the-shelf LLMs to perform GUI tasks through prompt-based methods often yields unsatisfactory results, as these models lack the ability to ground instructions to low-level actions or to make long-term decisions required for GUI tasks. While there has been a growing body of work on training LLMs to build GUI agents, such training typically relies on human-labeled tasks or trajectories. However, annotating GUI tasks is labor-intensive, demands domain-specific expertise, and is extremely

---

<sup>†</sup>Equal contribution.

<sup>‡</sup>Corresponding authors.

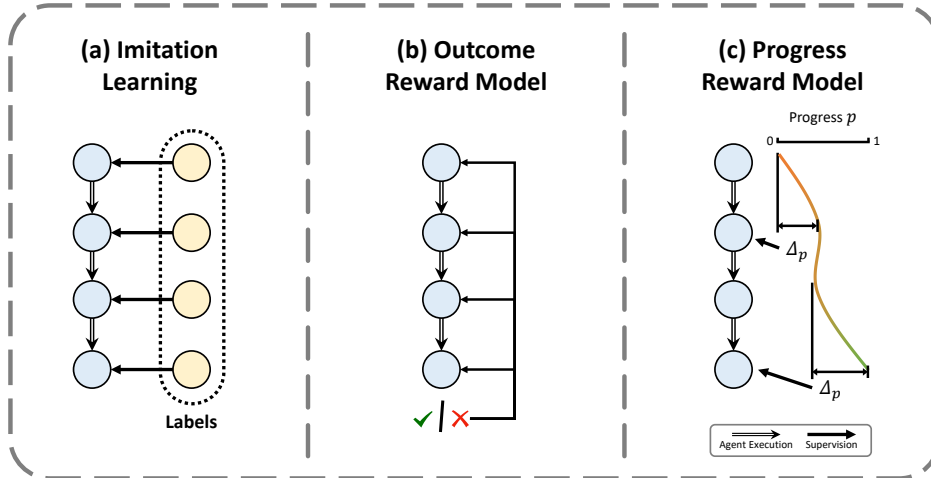


Figure 1: Comparison of policy optimization methods. (a) Imitation Learning optimizes the agent’s policy using per-step expert labels. (b) ORM provides sparse rewards by updating the policy only based on the trajectory’s final success or failure. (c) PROGRM predicts progress value at each step, using the progress gain ( $\Delta_p$ ) as dense reward signal.

difficult to scale. The scarcity of high-quality training data presents a major challenge in developing high-performance GUI agents.

To address this challenge, many studies have explored ways to automatically synthesize GUI training data [42, 22, 14]. These approaches primarily leverage LLMs to generate new task instructions and collect trajectories produced by actor LLMs. NNetnav [12] and OS-Genesis [23] conclude task instructions after collecting trajectories, while Explorer [14] further iterates on this process. However, these methods rely on imitation learning (see Figure 1(a)) and are not well-suited for online environments, where content changes dynamically and agents may encounter unseen scenarios. They lack the ability to learn from mistakes or benefit from online exploration to improve performance.

Efficient online Reinforcement Learning (RL) requires reliable reward signals to accurately evaluate arbitrary GUI-based tasks. DistRL [26] employs an additional Vision-Language Model (VLM) as an autonomous evaluator to determine task success, while WebRL [16] trains a lightweight Outcome Reward Model (ORM). However, these methods rely solely on the final success status, unnecessarily penalizing all steps within trajectories that fail to achieve the goal but potentially include valuable intermediate actions [8], as shown in Figure 1(b). Additionally, the sparse reward signals from ORM significantly reduce exploration efficiency in RL training, particularly for long-horizon tasks typical in GUI interactions.

To this end, we introduce the **Progress Reward Model (PROGRM)**, an effective and efficient approach for generating reward signals at intermediate steps within RL training trajectories for GUI agents. Intuitively, a complex task is not accomplished in a single leap; instead, it is completed through a sequence of subtasks that progressively advance toward the final goal. As shown in Figure 1(c), at each stage, we can quantify how much of the overall task has been completed — this is the essence of *progress*. For example, when booking a flight, the process typically involves searching for available flights, selecting a suitable option, entering passenger details, and completing the payment. Each of these steps brings the agent closer to the goal, and PROGRM provides informative reward signals by estimating the progress achieved at each step, rather than waiting until the entire task is finished. This dense, intermediate reward signal enables more efficient and stable RL training, especially for long-horizon tasks commonly encountered in GUI environments.

However, obtaining accurate progress reward labels poses a significant challenge for training reliable PROGRM models, as gold labels are commonly not directly available in raw trajectories. This problem is conceptually similar to the difficulties of process reward annotation faced in Process Reward Model (PRM) training in reasoning tasks. Human experts or Monte-Carlo search are commonly employed in the reasoning area to label rewards for intermediate reasoning steps [10, 25, 39]. However, such methods are prohibitively expensive and time-consuming for GUI agent tasks, where heavy simulators are involved and rapid rollback or efficient state restoration is often unsupported. Therefore,

to address the progress reward labeling challenge, we propose an efficient self-annotation algorithm that automatically identifies *key steps* within trajectories and assigns progress labels accordingly. Specifically, for a given task, we first discover the common patterns from the successful trajectories by computing their Longest Common Subsequences (LCS) and extract them as execution *recipes*. The recipes are then used to identify the key steps in unseen trajectories, and the progress labels can be efficiently assigned based on the identified key steps. The proposed progress labeling algorithm prevents expensive human-expert annotation and Monte-Carlo search, while it can easily and sufficiently exploit the self-explored trajectories of agents.

We evaluate the effectiveness of PROGRM on WikiHow task set [38], a real-world Android device navigation benchmark. Experimental results demonstrate that PROGRM-trained actors outperform leading proprietary LLMs for GUI tasks, including Claude-3.7-Sonnet, achieving significant superiority in success rate. It also surpasses existing imitation learning and ORM-based online RL approaches. Furthermore, we show that PROGRM accurately captures the progresses agents make during navigation, highlighting its capability of providing meaningful intermediate feedback in complex environments.

The key contributions of our work are as follows:

- We propose PROGRM, a novel method that provides dense reward signals based on predicted progresses toward a goal, enabling effective online RL training for GUI agents.
- We introduce an efficient LCS-based self-annotation algorithm to automatically generate progress labels for training PROGRM.
- Experimental results on real-world GUI benchmark demonstrate the superiority of PROGRM-trained actors to state-of-the-art proprietary models as well as imitation-learning and ORM-training agents.

## 2 PROGRM: Progress reward model for GUI RL

### 2.1 Progress reward

*Progress* is defined as the percentage of a task that has been completed. We introduce the *progress function*  $\text{Prog} \in [0, 1]$ , which estimates the progress  $p_t$  given a state  $s_t$  during the execution of a task  $g$ :

$$p_t = \text{Prog}(s_t; g). \quad (1)$$

Based on the progress function  $\text{Prog}$ , we define the progress reward  $r_t^{(p)}$  for state  $s_t$  as:

$$r_t^{(p)} = \text{Prog}(s_t; g) - \text{Prog}(s_{t-k}; g), \quad (2)$$

where  $k$  is a hyperparameter that determines the length of the progress history. The progress reward awards the agent with the cumulative progress gain over the past  $k$  steps.

### 2.2 Progress labeling

Since the true progress values are not directly observable from raw interaction trajectories, an appropriate estimation method is required. A naive approach is to assign linear progress label to each step in a successful trajectory, for example, given a trajectory of length  $T$ , the progress at the  $t$ -th step is labeled as  $p_t^* = t/T$ . However, this approach assumes uniform progress gain throughout the trajectory, which is often not the case. The actor may take some exploration or useless actions that do not result in actual new progress towards task completion. To enable reliable progress estimation, such “hollow” steps need to be distinguished from the steps that actually make progress gains towards the final goal, which we call *key steps*. Besides, actors do not always fail at the exact episode beginning and can make partial progress even in a finally failed trajectory. In such cases, the naive linear progress labeling cannot provide meaningful labels and may cause underestimation of the task progress.

To address these limitations, we propose an algorithm that automatically identifies key steps from successful trajectories and generates more refined progress labels accordingly. As shown in Figure 2, the proposed progress labeling algorithm consists of three stages: (1) Longest Common Subsequence (LCS) recipe library construction, (2) key step discovery, (3) and progress label assignment.

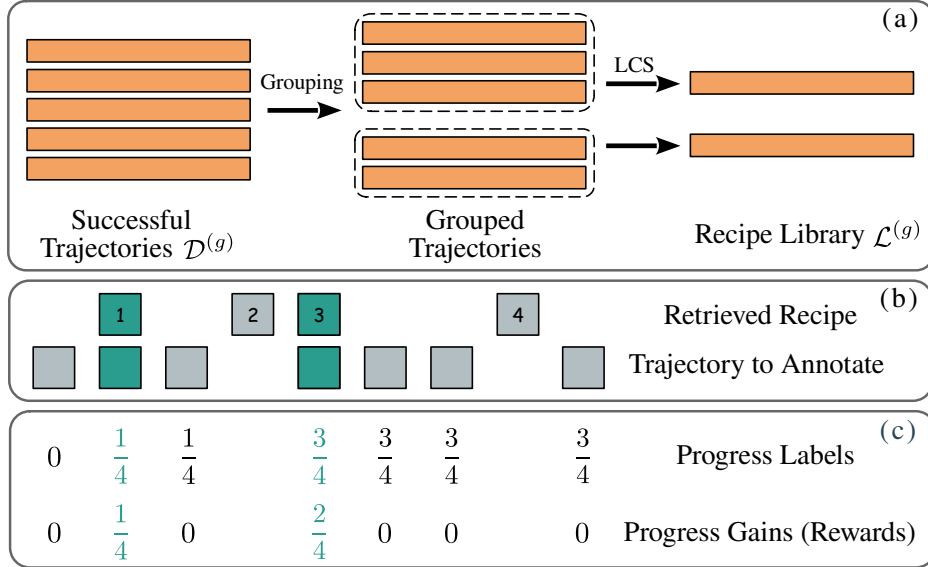


Figure 2: Progress labeling algorithm. The proposed labeling algorithm consists of three stages: (a) LCS recipe library construction, where trajectories sharing similar core policies are grouped and the common pattern called *recipe* within each group is extracted by computing the group LCS; (b) Key Step Discovery, in which key steps (matched steps, highlighted in green; best viewed in color) are identified by matching each trajectory to the recipe with the highest completion ratio (see Eq. (4)); and (c) Progress Label Assignment, where progress labels for key steps are determined by their position within the recipe, and labels for non-key steps are inherited from their nearest preceding key step. Once progress values are assigned, per-step progress gains are used as rewards.

**LCS recipe library construction** A natural assumption for key step discovery is that the successful trajectories for the same task goal share some common behavior patterns. Therefore, the common parts of successful trajectories are more likely to be the key steps. From such a perspective, we propose to extract the common parts of the successful trajectories and store them as *recipes* and use the stored recipes to discover the key steps in unseen trajectories.

Specifically, we start by collecting all successful trajectories for task goal  $g$ , denoted as  $\mathcal{D}^{(g)} = \{T_1, T_2, \dots, T_n\}$ . Since there is often more than one optimal policy for completing a given task, we group the trajectories and assume that those within the same group share a common core policy. We then extract one recipe from each group. Grouping is performed according to LCS-based similarity, ensuring that the similarity between any two trajectories within a group exceeds a predefined threshold  $\theta_L$ . The similarity between two trajectories is defined as:

$$\text{Sim}(T_i, T_j) = \frac{\text{SoftLCS}(T_i, T_j)}{\min\{|T_i|, |T_j|\}}, \quad (3)$$

where  $\text{SoftLCS}$  denotes the customized soft LCS length between trajectories  $T_i$  and  $T_j$ . The proposed soft LCS algorithm replaces the exact matching in the traditional LCS algorithm with a soft match function, allowing different types of actions to be matched with varying weights. This enables the algorithm to more effectively handle actions that include natural language arguments, such as text typing. The detailed definition of the soft LCS function is provided in § A.

After grouping, we extract recipe for each group by computing the trajectories' LCS and attain a recipe library  $\mathcal{L}^{(g)} = \{L_1, L_2, \dots, L_m\}$ .

**Key step discovery** The second stage involves identifying the key steps within a given trajectory  $T_i$  for task  $g$ , using the constructed LCS recipe library  $\mathcal{L}^{(g)}$ . For each trajectory, we first select the recipe  $L_j \in \mathcal{L}^{(g)}$  that maximizes the completion ratio, *i.e.*, the proportion of the recipe matched with the trajectory to annotate. Denoting the LCS between  $T_i$  and  $L_j$  as  $l_{ij}$ , the completion ratio (CR) is

formulated as

$$\text{CR}(T_i; L_j) = \frac{|l_{ij}|}{|L_j|}. \quad (4)$$

Here,  $|l_{ij}|$  denotes the length of the LCS, and  $|L_j|$  is the length of the recipe. The steps in  $T_i$  that also appear in  $L_j$  are regarded as key steps, representing critical progress milestones within the trajectory.

**Progress label assignment** Progress labels are then assigned separately for key steps and non-key steps. For each key step, its progress label is determined by its position within the matched recipe  $L_j$ , under the assumption that progress increases uniformly along the recipe. Specifically, if the  $\lambda$ -th key step in  $T_i$  corresponds to the  $\kappa$ -th position in  $L_j$ , its progress label is given by  $p_{k_\lambda}^* = \kappa/|L_j|$ . For non-key steps (*i.e.*, steps between two key steps), we assign the progress label of their nearest preceding key step, *i.e.*, for a non-key step  $k_\lambda < t < k_{\lambda+1}$ , its progress label is  $p_t^* = p_{k_\lambda}^*$ .

For environments that provide milestone-style intermediate rewards, these rewards can be used directly to identify key steps. In this case, key steps correspond to those receiving milestone rewards, and progress labels can be assigned using the same approach as above.

### 2.3 Progress model training

To develop a practical progress model, we combine a pretrained LLM with a multilayer perceptron (MLP) and apply a sigmoid activation to ensure the output is constrained between 0 and 1. The model is trained using the binary cross-entropy (BCE) loss, which is well-suited for optimizing normalized progress value predictions. Given a training dataset of interaction steps and their corresponding progress labels,  $\mathcal{D}^{(p)} = \{(g_i, s_i, p_i^*)\}$ , the progress model parameterized by  $\theta$  is optimized as follows:

$$\begin{aligned} \hat{p}_i &= \text{Prog}([g_i, \hat{s}_i]; \theta), \\ \mathcal{L}(\theta) &= \mathbb{E}_{i \sim \mathcal{D}^{(p)}} [-p_i^* \log \hat{p}_i - (1 - p_i^*) \log(1 - \hat{p}_i)]. \end{aligned} \quad (5)$$

Since GUI representations are often lengthy, we represent the state at step  $t$  using the complete action history up to  $t - 1$  combined with the most recent screen observation:

$$\hat{s}_t = [a_1, a_2, \dots, a_{t-1}, o_t]. \quad (6)$$

This form enables the progress model to effectively capture both task goal and sequential context necessary for accurate progress estimation.

### 2.4 Online RL training

We adapt the REINFORCE++ algorithm [7] to multi-turn reinforcement learning. REINFORCE++ eliminates the need for a critic network and has demonstrated both efficiency and stability in training single-turn reasoning LLMs [29, 21], making it well-suited for online RL training of LLM-based agents. To adapt to multi-turn training of GUI agents, We follow the token-level credit assignment approach for multi-turn language agents proposed by Wen et al. [27] to assign different reward discounts for inter-turn and intra-turn transitions.

## 3 Experiments

### 3.1 Experimental settings

**Environment** We select the WikiHow benchmark [38] to evaluate the effectiveness of PROGRM. WikiHow is one of the few GUI interaction benchmarks that provide intermediate milestone rewards, which enables us to validate our proposed LCS-based key step discovery algorithm by comparing it against environment-reward-based key step discovery. The benchmark offers a canonical set of 577 annotated tasks for real-world GUI interactions within the WikiHow app. Of these, 150 tasks are used as the test set, while the remaining 427 tasks constitute the training set. Furthermore, according to Zhang et al. [38], the test set tasks are divided into three categories: (1) Cross-Page tasks, where the agent needs to follow instructions to complete a series of navigations among different pages, (2) In-Page tasks, where the agent needs to find a specific article and perform some in-page operations like bookmarking, sharing, rating, *etc.* according to the instructions, (3) and QA tasks, where the agent needs to find a specific article and answer some questions according to it. We follow this categorization and report results separately for the three types of tasks as well.

Table 1: Actor results on WikiHow task set.  $\text{PROGRM}_{\text{Env}}$  denotes PROGRM trained with environment-reward-based progress labels and  $\text{PROGRM}_{\text{LCS}}$  denotes PROGRM trained LCS-based progress labels. The Average Cumulative Rewards (Rwd) and Success Rates (SR, %) are displayed. Both global average results and per-category results are listed.

Actor	Rwd	SR	Cross-Page		In-Page		QA	
			Rwd	SR	Rwd	SR	Rwd	SR
GPT-4o-mini	1.60	38.00	1.58	52.54	1.63	29.41	1.59	27.50
GPT-4.1-mini	2.16	52.00	2.13	71.19	2.47	47.06	1.81	<b>30.00</b>
Claude-3.7-Sonnet	2.38	56.00	2.27	<b>77.97</b>	2.78	58.82	2.03	20.00
Qwen2.5-7B	1.89	31.33	1.71	54.23	2.08	15.69	1.91	17.50
SFT	2.32	56.00	1.95	62.71	3.02	84.31	1.98	10.00
GUI-R1	2.33	58.00	1.93	62.71	3.04	86.27	2.02	15.00
w/ ORM	2.35	58.67	2.05	72.88	2.96	78.43	2.00	12.50
w/ $\text{PROGRM}_{\text{LCS}}$	2.37	59.33	2.14	69.49	2.94	82.35	1.99	15.00
w/ $\text{PROGRM}_{\text{Env}}$	2.39	<b>62.00</b>	2.12	72.88	3.04	<b>88.24</b>	1.95	12.50

**Reward model training data** We used Qwen2.5-7B [32] and GPT-4o-mini<sup>1</sup> to perform rollouts and collected 7,725 trajectories. To further augment the dataset and achieve a balanced distribution of steps between successful and failed trajectories, we applied data synthesis techniques, as detailed in § B. This resulted in a final dataset of 10,438 trajectories, comprising 5,729 successful and 4,709 failed cases. For ORM training, we use the overall success or failure label of each trajectory. For PROGRM, progress label for each step is generated using the pipeline described in § 2.2. Additional details regarding the reward model (RM) training data are provided in § C.

**Implementations** We use Qwen2.5-7B as the base model for both reward models (RMs) and actors. Experiments are conducted with two variants of PROGRMs, trained using either environment-reward-based progress labels or LCS-based progress labels, denoted as  $\text{PROGRM}_{\text{Env}}$  and  $\text{PROGRM}_{\text{LCS}}$ , respectively. Prior to reinforcement learning, the actor is initialized via supervised fine-tuning (SFT) for 10,000 steps using samples from the collected successful trajectories to acquire basic interaction abilities. We adapt the REINFORCE++ algorithm [7] to multi-turn reinforcement learning of LLM-based agents following Wen et al. [27] to add token-level credit assignment. We employ a remote environment server to enable parallel deployment of WikiHow alongside the RL trainer. The progress reward history length  $k$  is set to 1 in the main experiments.

**Baselines** We use the trivial Outcome Reward Model (ORM) as the main baseline for comparison. PROGRM is evaluated against ORM by assessing the performance of RL-finetuned actors (see § 3.2) as well as several direct metrics (see § 3.3). We also include GUI-R1 [28], a step-level RL method that uses action-level matching with the ground truth as its reward signal, eliminating the need for reward models or hand-crafted GUI evaluation functions. For GUI-R1 training, 10,000 steps are sampled from the collected successful trajectories. In addition, we compare PROGRM-trained agents with a series of recent state-of-the-art proprietary models, including Claude-3.7-Sonnet<sup>2</sup>, GPT-4.1-mini<sup>3</sup>, and GPT-4o-mini<sup>4</sup>.

### 3.2 Results

The main results are presented in Table 1. Actors trained with PROGRM achieves the highest average cumulative rewards and success rates, with  $\text{PROGRM}_{\text{Env}}$  reaching 62.00%. This performance surpasses all the state-of-the-art proprietary models using prompting (e.g., Claude-3.7-Sonnet at 56.00%) as well as SFT actor trained with demonstrations (56.00%). These baseline models often

<sup>1</sup><https://platform.openai.com/docs/models/gpt-4o-mini>

<sup>2</sup><https://www.anthropic.com/claude/sonnet>

<sup>3</sup><https://platform.openai.com/docs/models/gpt-4.1-mini>

<sup>4</sup><https://platform.openai.com/docs/models/gpt-4o-mini>

Table 2: Accuracy of RM evaluations. The numbers are percentages (%). Naive ORM holds an evidently higher false positive rate.

RM	#TP $\uparrow$	#FN $\downarrow$	#TN $\uparrow$	#FP $\downarrow$	Prec $\uparrow$	Rec $\uparrow$	Acc $\uparrow$
ORM	54.00	4.67	19.33	22.00	71.05	92.04	73.33
PROGRM <sub>LCS</sub>	57.33	2.00	33.33	7.33	88.66	<b>96.63</b>	90.67
PROGRM <sub>Env</sub>	57.33	4.67	36.67	1.33	<b>97.73</b>	92.47	<b>94.00</b>

Table 3: Comparison of reward models (ORM, ORM<sub>Claude</sub> and PROGRM) in terms of key step progress prediction error, average predicted final step score, and model inference latency.

RM	Key Step Prog. Err. $\downarrow$	Avg. Fin. Score	Latency (s) $\downarrow$
ORM <sub>Claude</sub>	0.638	0.000	5.725
ORM <sub>Claude</sub> -CoT	0.177	0.593	8.531
ORM	0.171	0.595	0.050
PROGRM <sub>LCS</sub>	0.126	0.846	0.050
PROGRM <sub>Env</sub>	0.036	0.842	0.050

struggle to generalize to unseen environments and tend to become stuck, repeatedly outputting useless actions such as scrolling down.

PROGRM also outperforms ORM, especially on In-Page tasks. To further understand the advantages of PROGRM over ORM, we compare the direct performance of the Reward Models (RM) in Table 2 by matching their predictions of success with the ground truth judgements from the environment. The results show that PROGRM consistently achieves stronger correlation with groundtruth across all the metrics. In contrast, ORM exhibits a significantly higher false positive rate, which undermines its reliability in distinguishing between successful and unsuccessful trajectories.

### 3.3 Analysis and ablation study

**Analysis of per-category performances** We observe that, except for the model trained with PROGRM<sub>Env</sub>, RL-finetuned models do not achieve higher scores on In-Page tasks compared to the SFT baseline. By looking through the actors’ trajectories, it is found that the new failures of In-Page tasks after being finetuned with ORM and PROGRM<sub>LCS</sub> lie in misactions, *e.g.*, the instruction requires giving a thumb-up to an article, but the actor gives a thumb-down. Such misactions can be attributed to the misleading of RMs to some extent, as it is further noticed that ORM and PROGRM<sub>LCS</sub> may assign such results a high score in some cases. This is consistent with the higher false positive rates of PROGRM<sub>LCS</sub> and ORM in Table 2.

For QA tasks, closed-source proprietary models achieve the best performances. Interestingly, the performance of finetuned models on QA tasks is lower than that of the base model prior to SFT. Completing a QA task requires the agent to generate an appropriate answer based on a reference article; thus, proprietary models with superior natural language capabilities excel in this category. In contrast, SFT focused on GUI-specific tasks somewhat diminishes the actor’s general language ability, resulting in a lower baseline for QA performance. Subsequent RL finetuning partially improves this, but does not fully restore the original performance level. We anticipate that additional RL fine-tuning steps may further enhance the actor’s capabilities on QA tasks.

We additionally compare PROGRM with ORM and a general-purpose evaluator [15] based on Claude-3.7-Sonnet, referred to as ORM<sub>Claude</sub>, for progress estimation. The comparison includes progress estimation error for key steps, the average predicted score for final steps, and invocation latency. Results are presented in Table 3. We evaluate both ORM<sub>Claude</sub>-s with and without Chain-of-Thought (CoT) reasoning; the used prompts are provided in § G.

**Key step progress estimation** We collect actor trajectories on WikiHow and consider the steps receiving environment milestone rewards to be ground-truth key steps. The progress labels are then assigned to the key steps by assuming the progress gains are even among them. Then we leverage various types of RMs to estimate the progress of these key steps, and calculate the mean absolute error.

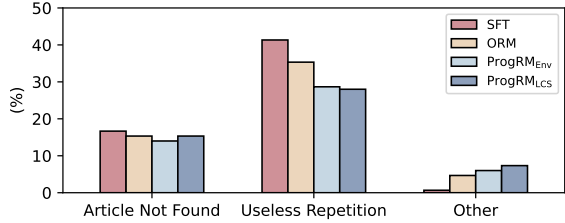


Figure 3: Actor failure mode analysis

Table 4: Ablation study about history length  $k$  of progress reward and training steps.

$k$	Train. Step.	Rwd	SR (%)
$k = 1$	~20K	2.39	62.00
$k = 3$	~20K	2.30	54.00
$k = 1$	~30K	2.43	67.33

The results are presented in the second column of Table 3. PROGRM achieves the lowest estimation errors among all the reward models evaluated, indicating its ability to produce more accurate progress estimations and provide finer-grained guidance during actor training. Notably, the estimation error of PROGRM<sub>LCS</sub> is significantly higher than that of PROGRM<sub>Env</sub>, suggesting that there are still gaps between LCS-based and environment-reward-based key step discovery. Further optimization of automatic key step discovery algorithms remains an important direction for future work. Naively trained ORM acquires a comparable estimation error with an out-of-box general-purpose evaluator with CoT, not showing an evident advantage. This phenomenon proves that trivial ORM training cannot endow the RM with the capability of GUI task progress estimation.

**Final step score prediction** Different types of reward models are used to predict scores for the final steps of trajectories, as shown in Table 3. PROGRM<sub>Env</sub> and PROGRM<sub>LCS</sub> yield similar average final scores. Likewise, the average final score predictions for ORM and ORM<sub>Claude</sub>-CoT are also comparable. The average score predicted by ORM is noticeably lower than that of PROGRM. This is because ORM tends to assign scores close to either 0 or 1, effectively functioning as a binary indicator of trajectory success or failure. In contrast, PROGRM estimates the agent’s cumulative task progress, so the scores for failed trajectories are not necessarily close to zero. It is important to note that even within a failed trajectory, there may be positive steps that contribute toward the task goal. In such cases, the coarse 0–1 scoring provided by ORM fails to appropriately reward these intermediate achievements, inadequately penalizing or ignoring the agent’s partial progress. In contrast, PROGRM can assign moderate credit to these steps, encouraging more effective and efficient exploration during RL training. Additionally, we observe that ORM<sub>Claude</sub> is unable to generate meaningful scores and is therefore unsuitable for agent evaluation or training.

**Invocation Latency** The invocation latencies for different types of reward models are shown in Table 3. The lightweight, self-hosted RMs are efficient and well-suited for online training, with response times suitable for practical use. In contrast, invoking ORM<sub>Claude</sub> incurs significantly higher latency. Even without Chain-of-Thought (CoT) reasoning, ORM<sub>Claude</sub> requires several seconds to return a response, and the latency increases further with CoT enabled. This makes accessing general-purpose evaluators such as ORM<sub>Claude</sub> entirely impractical for online training.

**Actor failure mode analysis** We summarize two typical modes of failure of the actors, *i.e.*, “article not found” and “useless repetition”. “Article not found” is referred to as the error where the agent fails to figure out the proper search keywords to reach a target article page in WikiHow app. “Useless repetition” indicates that the agent repeats some useless actions without achieving any actual progress to complete the task. Statistics are performed on these error modes and depicted in Figure 3. Compared to SFT and ORM-trained actors, the “useless repetition” failures of PROGRM-trained actors decrease most remarkably. By training with PROGRM, the actor learns to perform actions that can result in most progress gains and prevent useless repetitive actions that bring no new progress.

**Ablation study about history length  $k$  and training steps** We conduct ablation study about the history length  $k$  of progress reward (see § 2.1) used in RL training. As shown in Table 4, increasing history length degrades the actor’s performance significantly, revealing that increasing history length is not suitable for the specific GUI interaction tasks. Progress reward with history length  $k > 1$  gives a step the credit for the cumulative progress gain of  $k$  contiguous actions. This may be useful for some cases where per-step progress gain is little while a group of contiguous actions can result in a relatively meaningful progress gain. Such cases usually mean particularly long episodes or



overly atomic action space, which is not case for common GUI interaction environments. We further conduct a supplementary experiment by training the GUI agent with  $\text{PROGRM}_{\text{Env}}$  for more steps and demonstrate the result in Table 4. A longer training process further boosts the actor’s performance, increasing the success rate from 62.00% to **67.33%**. This demonstrates the potential of PROGRM for continuously enhancing actor performance.

## 4 Related works

**Auto-evaluation for GUI agents** Strong capability of LLMs reveals the feasibility of enabling auto-evaluation of GUI interaction instead of hand-crafted evaluation functions. Pan et al. [15] systematically summarizes the framework of LLM/VLM-based auto-evaluators for GUI agents. This framework is popularly used in a series of instruction-first [42, 22, 14] and trajectory-first [12] data augmentation works. However, the reliance on expensive and high-latency super models makes it stressful to be afforded and leveraged in online training. In contrast, Qi et al. [16] adopts a more lightweight ORM in RL (Reinforcement Learning) training. Nevertheless, ORM training fails to exploit the intermediate steps in training trajectories and cannot predict accurate progress during interaction. Therefore, we present PROGRM to sufficiently exploit all the training steps and provide the actor with meticulous guidance by predicting episode progress.

**RL for LLM-based GUI agents** GUI interaction is a typical decision-making problem and RL methods have been explored by the community. Bai et al. [2, 1] mainly exploit static trajectory datasets to conduct offline learning. Zheng et al. [41] leverages a general-purpose evaluator to provide reward and train a Value Environment Model to avoid direct accessing an online GUI environment. WebRL [16] and DistRL [26] explore online training for GUI interaction tasks. Outcome reward models are used to produce rewards during online training. Except for normal trajectory-level RL, recent works Lu et al. [11], Xia and Luo [28] also explore step-level RL for GUI tasks, inspired by the success of DeepSeek-R1 DeepSeek-AI et al. [5] on reasoning tasks. In this paper, we propose a new process reward model for GUI interaction tasks, PROGRM, to provide exquisite progress reward in RL training. Ideally, PROGRM can be combined with any trajectory-level RL methods.

**ORMs and PRMs in reasoning tasks** Outcome Reward Model (ORM) and Process Reward Model (PRM) has been widely used in reasoning tasks like mathematical problems, coding tasks, *etc.* for verification-guided generation [4, 9, 33, 10], reinforcement learning [25, 18], and preference learning [34]. ORM is generally trained according to the final answers of reasoning problems, which are commonly easy to obtain. Lightman et al. [10] trains PRM using human-annotated process labels, which are overly costly. Wang et al. [25] proposes to use Monte-Carlo search to estimate the likelihood of reaching the correct answer starting from an intermediate state. However, PRMs trained with such labels are more like a cumulative expected reward function (value function) rather than a reward function grading the instant state. Yuan et al. [34] proposes to derive a PRM from an ORM for preference learning. Similarly, the probability gain of reaching the correct answer during transition between two states is measured by an ORM and used as process reward in [18]. Unlike single-turn answer generation for reasoning tasks, GUI interaction is always in multiple turns. As a PRM for GUI agents, PROGRM measures the value of a complete interaction step rather than an incomplete state during a single generation. A new algorithm is also developed to discover *key steps* in trajectories and assign progress labels accordingly for PROGRM.

**Progress reward** Bruce et al. [3] proposes *progress reward* to measure the effectiveness of agents’ actions and guide agents’ exploration during RL training. The progress reward function is trained using hundreds of millions of human-playing steps on NetHack [6]. In contrast, PROGRM is dedicated to GUI interaction and trained with agent-explored trajectories, reducing the workload of human annotation. Qu et al. [18] derives progress reward from the perspective of minimizing cumulative regret and uses it to improve the efficiency of math problem solving. It leverages an ORM to measure the probability of reaching the correct answer from a partial solution. In comparison, PROGRM is designed to apply to a complete GUI interaction step and is trained with meticulous progress labels to attain more accurate progress estimation rather than directly borrowing an ORM.

## 5 Conclusion

In this work, we introduce PROGRM, a novel reward model for GUI agents that provides fine-grained reward signals during online RL training by accurately estimating progress at each step. We also propose an efficient self-annotation algorithm to generate appropriate progress labels for PROGRM training. Agents trained with PROGRM outperform both proprietary LLM-based agents and those trained with conventional ORMs, demonstrating the strong effectiveness and potential of our approach.

## References

- [1] Hao Bai, Yifei Zhou, Li Erran Li, Sergey Levine, and Aviral Kumar. Digi-q: Learning vlm q-value functions for training device-control agents. In *The Thirteenth International Conference on Learning Representations*.
- [2] Hao Bai, Yifei Zhou, Jiayi Pan, Mert Cemri, Alane Suhr, Sergey Levine, and Aviral Kumar. Digirl: Training in-the-wild device-control agents with autonomous reinforcement learning. In Amir Globersons, Lester Mackey, Danielle Belgrave, Angela Fan, Ulrich Paquet, Jakub M. Tomczak, and Cheng Zhang, editors, *Advances in Neural Information Processing Systems 38: Annual Conference on Neural Information Processing Systems 2024, NeurIPS 2024, Vancouver, BC, Canada, December 10 - 15, 2024*, 2024. URL [http://papers.nips.cc/paper\\_files/paper/2024/hash/1704ddd0bb89f159dfe609b32c889995-Abstract-Conference.html](http://papers.nips.cc/paper_files/paper/2024/hash/1704ddd0bb89f159dfe609b32c889995-Abstract-Conference.html).
- [3] Jake Bruce, Ankit Anand, Bogdan Mazoure, and Rob Fergus. Learning about progress from experts. In *The Eleventh International Conference on Learning Representations, ICLR 2023, Kigali, Rwanda, May 1-5, 2023*. OpenReview.net, 2023. URL <https://openreview.net/forum?id=sKc6fgce1zs>.
- [4] Karl Cobbe, Vineet Kosaraju, Mohammad Bavarian, Mark Chen, Heewoo Jun, Lukasz Kaiser, Matthias Plappert, Jerry Tworek, Jacob Hilton, Reiichiro Nakano, Christopher Hesse, and John Schulman. Training verifiers to solve math word problems. *CoRR*, abs/2110.14168, 2021. URL <https://arxiv.org/abs/2110.14168>.
- [5] DeepSeek-AI, Daya Guo, Dejian Yang, Haowei Zhang, Junxiao Song, Ruoyu Zhang, Runxin Xu, Qihao Zhu, Shirong Ma, Peiyi Wang, Xiao Bi, Xiaokang Zhang, Xingkai Yu, Yu Wu, Z. F. Wu, Zhibin Gou, Zhihong Shao, Zhuoshu Li, Ziyi Gao, Aixin Liu, Bing Xue, Bingxuan Wang, Bochao Wu, Bei Feng, Chengda Lu, Chenggang Zhao, Chengqi Deng, Chenyu Zhang, Chong Ruan, Damai Dai, Deli Chen, Dongjie Ji, Erhang Li, Fangyun Lin, Fucong Dai, Fuli Luo, Guangbo Hao, Guanting Chen, Guowei Li, H. Zhang, Han Bao, Hanwei Xu, Haocheng Wang, Honghui Ding, Huajian Xin, Huazuo Gao, Hui Qu, Hui Li, Jianzhong Guo, Jiashi Li, Jiawei Wang, Jingchang Chen, Jingyang Yuan, Junjie Qiu, Junlong Li, J. L. Cai, Jiaqi Ni, Jian Liang, Jin Chen, Kai Dong, Kai Hu, Kaige Gao, Kang Guan, Kexin Huang, Kuai Yu, Lean Wang, Lecong Zhang, Liang Zhao, Litong Wang, Liyue Zhang, Lei Xu, Leyi Xia, Mingchuan Zhang, Minghua Zhang, Minghui Tang, Meng Li, Miaojun Wang, Mingming Li, Ning Tian, Panpan Huang, Peng Zhang, Qiancheng Wang, Qinyu Chen, Qiushi Du, Ruiqi Ge, Ruisong Zhang, Ruizhe Pan, Runji Wang, R. J. Chen, R. L. Jin, Ruyi Chen, Shanghao Lu, Shangyan Zhou, Shanhuang Chen, Shengfeng Ye, Shiyu Wang, Shuiping Yu, Shunfeng Zhou, Shuting Pan, and S. S. Li. Deepseek-r1: Incentivizing reasoning capability in llms via reinforcement learning. *CoRR*, abs/2501.12948, 2025. doi: 10.48550/ARXIV.2501.12948. URL <https://doi.org/10.48550/arXiv.2501.12948>.
- [6] Eric Hambro, Roberta Raileanu, Danielle Rothermel, Vegard Mella, Tim Rocktäschel, Heinrich Küttler, and Naila Murray. Dungeons and data: A large-scale nethack dataset. In Sanmi Koyejo, S. Mohamed, A. Agarwal, Danielle Belgrave, K. Cho, and A. Oh, editors, *Advances in Neural Information Processing Systems 35: Annual Conference on Neural Information Processing Systems 2022, NeurIPS 2022, New Orleans, LA, USA, November 28 - December 9, 2022*. URL [http://papers.nips.cc/paper\\_files/paper/2022/hash/9d9258fd703057246cb341e615426e2d-Abstract-Datasets\\_and\\_Benchmarks.html](http://papers.nips.cc/paper_files/paper/2022/hash/9d9258fd703057246cb341e615426e2d-Abstract-Datasets_and_Benchmarks.html).

- [7] Jian Hu. Reinforce++: A simple and efficient approach for aligning large language models. *arXiv preprint arXiv:2501.03262*, 2025.
- [8] Li-Cheng Lan, Andrew Bai, Minhao Cheng, Ruochen Wang, Cho-Jui Hsieh, and Tianyi Zhou. Exploring expert failures improves llm agent tuning. *arXiv preprint arXiv:2504.13145*, 2025.
- [9] Yifei Li, Zeqi Lin, Shizhuo Zhang, Qiang Fu, Bei Chen, Jian-Guang Lou, and Weizhu Chen. Making language models better reasoners with step-aware verifier. In Anna Rogers, Jordan L. Boyd-Graber, and Naoaki Okazaki, editors, *Proceedings of the 61st Annual Meeting of the Association for Computational Linguistics (Volume 1: Long Papers), ACL 2023, Toronto, Canada, July 9-14, 2023*, pages 5315–5333. Association for Computational Linguistics, 2023. doi: 10.18653/V1/2023.ACL-LONG.291. URL <https://doi.org/10.18653/v1/2023.acl-long.291>.
- [10] Hunter Lightman, Vineet Kosaraju, Yuri Burda, Harrison Edwards, Bowen Baker, Teddy Lee, Jan Leike, John Schulman, Ilya Sutskever, and Karl Cobbe. Let’s verify step by step. In *The Twelfth International Conference on Learning Representations, ICLR 2024, Vienna, Austria, May 7-11, 2024*. OpenReview.net, 2024. URL <https://openreview.net/forum?id=v8L0pN6E0i>.
- [11] Zhengxi Lu, Yuxiang Chai, Yaxuan Guo, Xi Yin, Liang Liu, Hao Wang, Guanqing Xiong, and Hongsheng Li. UI-R1: enhancing action prediction of GUI agents by reinforcement learning. *CoRR*, abs/2503.21620, 2025. doi: 10.48550/ARXIV.2503.21620. URL <https://doi.org/10.48550/arXiv.2503.21620>.
- [12] Shikhar Murty, Dzmitry Bahdanau, and Christopher D. Manning. Nnetscape navigator: Complex demonstrations for web agents without a demonstrator. *CoRR*, abs/2410.02907, 2024. doi: 10.48550/ARXIV.2410.02907. URL <https://doi.org/10.48550/arXiv.2410.02907>.
- [13] Tianyue Ou, Frank F. Xu, Aman Madaan, Jiarui Liu, Robert Lo, Abishek Sridhar, Sudipta Sengupta, Dan Roth, Graham Neubig, and Shuyan Zhou. Synatra: Turning indirect knowledge into direct demonstrations for digital agents at scale. In Amir Globersons, Lester Mackey, Danielle Belgrave, Angela Fan, Ulrich Paquet, Jakub M. Tomczak, and Cheng Zhang, editors, *Advances in Neural Information Processing Systems 38: Annual Conference on Neural Information Processing Systems 2024, NeurIPS 2024, Vancouver, BC, Canada, December 10 - 15, 2024*, 2024. URL [http://papers.nips.cc/paper\\_files/paper/2024/hash/a6a6891cf1dfc64d664f086cf5976e93-Abstract-Conference.html](http://papers.nips.cc/paper_files/paper/2024/hash/a6a6891cf1dfc64d664f086cf5976e93-Abstract-Conference.html).
- [14] Vardaan Pahuja, Yadong Lu, Corby Rosset, Boyu Gou, Arindam Mitra, Spencer Whitehead, Yu Su, and Ahmed Awadallah. Explorer: Scaling exploration-driven web trajectory synthesis for multimodal web agents. *CoRR*, abs/2502.11357, 2025. doi: 10.48550/ARXIV.2502.11357. URL <https://doi.org/10.48550/arXiv.2502.11357>.
- [15] Jiayi Pan, Yichi Zhang, Nicholas Tomlin, Yifei Zhou, Sergey Levine, and Alane Suhr. Autonomous evaluation and refinement of digital agents. *CoRR*, abs/2404.06474, 2024. doi: 10.48550/ARXIV.2404.06474. URL <https://doi.org/10.48550/arXiv.2404.06474>.
- [16] Zehan Qi, Xiao Liu, Iat Long Iong, Hanyu Lai, Xueqiao Sun, Wenyi Zhao, Yu Yang, Xinyue Yang, Jiadai Sun, Shuntian Yao, Tianjie Zhang, Wei Xu, Jie Tang, and Yuxiao Dong. Webrl: Training LLM web agents via self-evolving online curriculum reinforcement learning. *CoRR*, abs/2411.02337, 2024. doi: 10.48550/ARXIV.2411.02337. URL <https://doi.org/10.48550/arXiv.2411.02337>.
- [17] Yujia Qin, Yining Ye, Junjie Fang, Haoming Wang, Shihao Liang, Shizuo Tian, Junda Zhang, Jiahao Li, Yunxin Li, Shijue Huang, Wanjun Zhong, Kuanye Li, Jiale Yang, Yu Miao, Woyu Lin, Longxiang Liu, Xu Jiang, Qianli Ma, Jingyu Li, Xiaojun Xiao, Kai Cai, Chuang Li, Yaowei Zheng, Chaolin Jin, Chen Li, Xiao Zhou, Minchao Wang, Haoli Chen, Zhaojian Li, Haihua Yang, Haifeng Liu, Feng Lin, Tao Peng, Xin Liu, and Guang Shi. UI-TARS: pioneering automated GUI interaction with native agents. *CoRR*, abs/2501.12326, 2025. doi: 10.48550/ARXIV.2501.12326. URL <https://doi.org/10.48550/arXiv.2501.12326>.

- [18] Yuxiao Qu, Matthew Y. R. Yang, Amrith Setlur, Lewis Tunstall, Edward Emanuel Beeching, Ruslan Salakhutdinov, and Aviral Kumar. Optimizing test-time compute via meta reinforcement fine-tuning. *CoRR*, abs/2503.07572, 2025. doi: 10.48550/ARXIV.2503.07572. URL <https://doi.org/10.48550/arXiv.2503.07572>.
- [19] Nils Reimers and Iryna Gurevych. Sentence-bert: Sentence embeddings using siamese bert-networks. In Kentaro Inui, Jing Jiang, Vincent Ng, and Xiaojun Wan, editors, *Proceedings of the 2019 Conference on Empirical Methods in Natural Language Processing and the 9th International Joint Conference on Natural Language Processing, EMNLP-IJCNLP 2019, Hong Kong, China, November 3-7, 2019*, pages 3980–3990. Association for Computational Linguistics, 2019. doi: 10.18653/V1/D19-1410. URL <https://doi.org/10.18653/v1/D19-1410>.
- [20] Paloma Sodhi, SRK Branavan, Yoav Artzi, and Ryan McDonald. Step: Stacked llm policies for web actions. In *First Conference on Language Modeling*.
- [21] Huatong Song, Jinhao Jiang, Yingqian Min, Jie Chen, Zhipeng Chen, Wayne Xin Zhao, Lei Fang, and Ji-Rong Wen. R1-searcher: Incentivizing the search capability in llms via reinforcement learning. *arXiv preprint arXiv:2503.05592*, 2025.
- [22] Hongjin Su, Ruoxi Sun, Jinsung Yoon, Pengcheng Yin, Tao Yu, and Sercan Ö. Arik. Learn-by-interact: A data-centric framework for self-adaptive agents in realistic environments. *CoRR*, abs/2501.10893, 2025. doi: 10.48550/ARXIV.2501.10893. URL <https://doi.org/10.48550/arXiv.2501.10893>.
- [23] Qiushi Sun, Kanzhi Cheng, Zichen Ding, Chuanyang Jin, Yian Wang, Fangzhi Xu, Zhenyu Wu, Chengyou Jia, Liheng Chen, Zhoumianze Liu, Ben Kao, Guohao Li, Junxian He, Yu Qiao, and Zhiyong Wu. Os-genesis: Automating GUI agent trajectory construction via reverse task synthesis. *CoRR*, abs/2412.19723, 2024. doi: 10.48550/ARXIV.2412.19723. URL <https://doi.org/10.48550/arXiv.2412.19723>.
- [24] Junyang Wang, Haiyang Xu, Jiabo Ye, Ming Yan, Weizhou Shen, Ji Zhang, Fei Huang, and Jitao Sang. Mobile-agent: Autonomous multi-modal mobile device agent with visual perception. *CoRR*, abs/2401.16158, 2024. doi: 10.48550/ARXIV.2401.16158. URL <https://doi.org/10.48550/arXiv.2401.16158>.
- [25] Peiyi Wang, Lei Li, Zhihong Shao, Runxin Xu, Damai Dai, Yifei Li, Deli Chen, Yu Wu, and Zhifang Sui. Math-shepherd: Verify and reinforce llms step-by-step without human annotations. In Lun-Wei Ku, Andre Martins, and Vivek Srikumar, editors, *Proceedings of the 62nd Annual Meeting of the Association for Computational Linguistics (Volume 1: Long Papers), ACL 2024, Bangkok, Thailand, August 11-16, 2024*, pages 9426–9439. Association for Computational Linguistics, 2024. doi: 10.18653/V1/2024.ACL-LONG.510. URL <https://doi.org/10.18653/v1/2024.acl-long.510>.
- [26] Taiyi Wang, Zhihao Wu, Jianheng Liu, Jianye Hao, Jun Wang, and Kun Shao. Distrl: An asynchronous distributed reinforcement learning framework for on-device control agents. *CoRR*, abs/2410.14803, 2024. doi: 10.48550/ARXIV.2410.14803. URL <https://doi.org/10.48550/arXiv.2410.14803>.
- [27] Muning Wen, Ziyu Wan, Weinan Zhang, Jun Wang, and Ying Wen. Reinforcing language agents via policy optimization with action decomposition. *arXiv preprint arXiv:2405.15821*, 2024.
- [28] Xiaobo Xia and Run Luo. Gui-rl: A generalist rl-style vision-language action model for gui agents. *arXiv preprint arXiv:2504.10458*, 2025.
- [29] Tian Xie, Zitian Gao, Qingnan Ren, Haoming Luo, Yuqian Hong, Bryan Dai, Joey Zhou, Kai Qiu, Zhirong Wu, and Chong Luo. Logic-rl: Unleashing llm reasoning with rule-based reinforcement learning. *arXiv preprint arXiv:2502.14768*, 2025.
- [30] Yiheng Xu, Zekun Wang, Junli Wang, Dunjie Lu, Tianbao Xie, Amrita Saha, Doyen Sahoo, Tao Yu, and Caiming Xiong. Aguis: Unified pure vision agents for autonomous GUI interaction. *CoRR*, abs/2412.04454, 2024. doi: 10.48550/ARXIV.2412.04454. URL <https://doi.org/10.48550/arXiv.2412.04454>.

- [31] Yiheng Xu, Dunjie Lu, Zhennan Shen, Junli Wang, Zekun Wang, Yuchen Mao, Caiming Xiong, and Tao Yu. Agenttrek: Agent trajectory synthesis via guiding replay with web tutorials. In *The Thirteenth International Conference on Learning Representations, ICLR 2025, Singapore, April 24-28, 2025*. OpenReview.net, 2025. URL <https://openreview.net/forum?id=EEgYUccwsV>.
- [32] An Yang, Baosong Yang, Beichen Zhang, Binyuan Hui, Bo Zheng, Bowen Yu, Chengyuan Li, Dayiheng Liu, Fei Huang, Haoran Wei, Huan Lin, Jian Yang, Jianhong Tu, Jianwei Zhang, Jianxin Yang, Jiayi Yang, Jingren Zhou, Junyang Lin, Kai Dang, Keming Lu, Keqin Bao, Kexin Yang, Le Yu, Mei Li, Mingfeng Xue, Pei Zhang, Qin Zhu, Rui Men, Runji Lin, Tianhao Li, Tingyu Xia, Xingzhang Ren, Xuancheng Ren, Yang Fan, Yang Su, Yichang Zhang, Yu Wan, Yuqiong Liu, Zeyu Cui, Zhenru Zhang, and Zihan Qiu. Qwen2.5 technical report. *CoRR*, abs/2412.15115, 2024. doi: 10.48550/ARXIV.2412.15115. URL <https://doi.org/10.48550/arXiv.2412.15115>.
- [33] Fei Yu, Anningzhe Gao, and Benyou Wang. Outcome-supervised verifiers for planning in mathematical reasoning. *CoRR*, abs/2311.09724, 2023. doi: 10.48550/ARXIV.2311.09724. URL <https://doi.org/10.48550/arXiv.2311.09724>.
- [34] Lifan Yuan, Wendi Li, Huayu Chen, Ganqu Cui, Ning Ding, Kai Zhang, Bowen Zhou, Zhiyuan Liu, and Hao Peng. Free process rewards without process labels. *CoRR*, abs/2412.01981, 2024. doi: 10.48550/ARXIV.2412.01981. URL <https://doi.org/10.48550/arXiv.2412.01981>.
- [35] Chaoyun Zhang, Liqun Li, Shilin He, Xu Zhang, Bo Qiao, Si Qin, Minghua Ma, Yu Kang, Qingwei Lin, Saravan Rajmohan, Dongmei Zhang, and Qi Zhang. UFO: A ui-focused agent for windows OS interaction. *CoRR*, abs/2402.07939, 2024. doi: 10.48550/ARXIV.2402.07939. URL <https://doi.org/10.48550/arXiv.2402.07939>.
- [36] Chi Zhang, Zhao Yang, Jiakuan Liu, Yanda Li, Yucheng Han, Xin Chen, Zebiao Huang, Bin Fu, and Gang Yu. Appagent: Multimodal agents as smartphone users. In Naomi Yamashita, Vanessa Evers, Koji Yatani, Sharon Xianghua Ding, Bongshin Lee, Marshini Chetty, and Phoebe O. Toups Dugas, editors, *Proceedings of the 2025 CHI Conference on Human Factors in Computing Systems, CHI 2025, Yokohama Japan, 26 April 2025- 1 May 2025*, pages 70:1–70:20. ACM, 2025. doi: 10.1145/3706598.3713600. URL <https://doi.org/10.1145/3706598.3713600>.
- [37] Danyang Zhang, Lu Chen, Situo Zhang, Hongshen Xu, Zihan Zhao, and Kai Yu. Large language models are semi-parametric reinforcement learning agents. In Alice Oh, Tris-tan Naumann, Amir Globerson, Kate Saenko, Moritz Hardt, and Sergey Levine, editors, *Advances in Neural Information Processing Systems 36: Annual Conference on Neural Information Processing Systems 2023, NeurIPS 2023, New Orleans, LA, USA, December 10 - 16, 2023*, 2023. URL [http://papers.nips.cc/paper\\_files/paper/2023/hash/f6b22ac37beb5da61efd4882082c9ecd-Abstract-Conference.html](http://papers.nips.cc/paper_files/paper/2023/hash/f6b22ac37beb5da61efd4882082c9ecd-Abstract-Conference.html).
- [38] Danyang Zhang, Zhennan Shen, Rui Xie, Situo Zhang, Tianbao Xie, Zihan Zhao, Siyuan Chen, Lu Chen, Hongshen Xu, Ruisheng Cao, et al. Mobile-env: Building qualified evaluation benchmarks for llm-gui interaction. *arXiv preprint arXiv:2305.08144*, 2023.
- [39] Zhenru Zhang, Chuji Zheng, Yangzhen Wu, Beichen Zhang, Runji Lin, Bowen Yu, Dayiheng Liu, Jingren Zhou, and Junyang Lin. The lessons of developing process reward models in mathematical reasoning. *arXiv preprint arXiv:2501.07301*, 2025.
- [40] Boyuan Zheng, Boyu Gou, Jihyung Kil, Huan Sun, and Yu Su. Gpt-4v(ision) is a generalist web agent, if grounded. In *Forty-first International Conference on Machine Learning, ICML 2024, Vienna, Austria, July 21-27, 2024*. OpenReview.net, 2024. URL <https://openreview.net/forum?id=piecKJ2D1B>.
- [41] Jiani Zheng, Lu Wang, Fangkai Yang, Chaoyun Zhang, Lingrui Mei, Wenjie Yin, Qingwei Lin, Dongmei Zhang, Saravan Rajmohan, and Qi Zhang. VEM: environment-free exploration for training GUI agent with value environment model. *CoRR*, abs/2502.18906, 2025. doi: 10.48550/ARXIV.2502.18906. URL <https://doi.org/10.48550/arXiv.2502.18906>.

- [42] Yifei Zhou, Qianlan Yang, Kaixiang Lin, Min Bai, Xiong Zhou, Yu-Xiong Wang, Sergey Levine, and Li Erran Li. Proposer-agent-evaluator(pae): Autonomous skill discovery for foundation model internet agents. *CoRR*, abs/2412.13194, 2024. doi: 10.48550/ARXIV.2412.13194. URL <https://doi.org/10.48550/arXiv.2412.13194>.
- [43] Zichen Zhu, Hao Tang, Yansi Li, Dingye Liu, Hongshen Xu, Kunyao Lan, Danyang Zhang, Yixuan Jiang, Hao Zhou, Chenrun Wang, et al. Moba: Multifaceted memory-enhanced adaptive planning for efficient mobile task automation. In *Proceedings of the 2025 Conference of the Nations of the Americas Chapter of the Association for Computational Linguistics: Human Language Technologies (System Demonstrations)*, pages 535–549, 2025.

## A Details of soft & hard LCS algorithms

The soft Longest Common Subsequence (LCS) algorithm is proposed to better handle actions with natural language arguments, which are unsuitable for direct exact match. It is derived from the standard “hard” LCS algorithm by replacing the exact equation with a soft match function. To be specific, given two sequences  $\mathbf{a} = \{a_i\}_{i=1}^m$  and  $\mathbf{b} = \{b_j\}_{j=1}^n$ , the LCS of  $\mathbf{a}$  and  $\mathbf{b}$ ,  $\text{LCS}(\mathbf{a}, \mathbf{b})$ , and its length can be solved by dynamic programming. The Bellman equation is as follows.

$$|\text{LCS}(\mathbf{a}_{1:i}, \mathbf{b}_{1:j})| = \begin{cases} |\text{LCS}(\mathbf{a}_{1:i-1}, \mathbf{b}_{1:j-1})| + 1 & a_i = b_j \\ \max\{|\text{LCS}(\mathbf{a}_{1:i-1}, \mathbf{b}_{1:j})|, |\text{LCS}(\mathbf{a}_{1:i}, \mathbf{b}_{1:j-1})|\} & a_i \neq b_j. \end{cases} \quad (7)$$

By replacing the hard match (*i.e.*, exact equation) with a soft match function  $f$ , we obtain the Bellman equation for soft LCS algorithm:

$$\text{SoftLCS}(\mathbf{a}_{1:i}, \mathbf{b}_{1:j}) = \max\{\text{SoftLCS}(\mathbf{a}_{1:i-1}, \mathbf{b}_{1:j-1}) + f(a_i, b_j), \text{SoftLCS}(\mathbf{a}_{1:i-1}, \mathbf{b}_{1:j}), \text{SoftLCS}(\mathbf{a}_{1:i}, \mathbf{b}_{1:j-1})\}. \quad (8)$$

The soft match function  $f$  is defined according to the particular action space. Given two WikiHow actions,  $a = (\text{type}_a, \text{element}_a, \text{text}_a)$ ,  $b = (\text{type}_b, \text{element}_b, \text{text}_b)$ ,  $f$  is defined as

$$f(a, b) = \begin{cases} 0 & \text{type}_a \neq \text{type}_b \\ \text{SBERT}(\text{text}_a, \text{text}_b) & \text{type}_a = \text{type}_b \in \{\text{INPUT}, \text{ANSWER}\} \\ \varepsilon & \text{type}_a = \text{type}_b = \text{NOTHING} \\ 1[a = b] & \text{otherwise,} \end{cases} \quad (9)$$

where SBERT denotes computing text similarity with Sentence Transformer [19] and 0.4 is used for  $\varepsilon$ . This soft match function gives a soft weight for actions with free-form natural language arguments can lead to more finegrained similarity. Besides, the function penalizes the match of empty actions NOTHING so that more weights are assigned to the other actual actions and a more meaningful match can be obtained. Note that the match of NOTHING is not completely disabled as some of them may be necessary waiting that should be preserved.

Another problem is how to compute LCS for multiple sequences with a group. As a direct application of dynamic programming to LCS computation of more than two sequences is too complex, we adopt the two-sequence LCS algorithm to achieve approximation, *i.e.*,

$$\widetilde{\text{LCS}}(\mathbf{a}_1, \mathbf{a}_2, \dots, \mathbf{a}_n) = \mathbf{a}_1 \odot \mathbf{a}_2 \odot \dots \odot \mathbf{a}_n. \quad (10)$$


Here we adopt the left-associative binary operator  $\odot$  to denote two-sequence LCS function for the convenience of expression.

The similarity threshold for trajectory grouping  $\theta_L$  is 0.6 in our experiments.

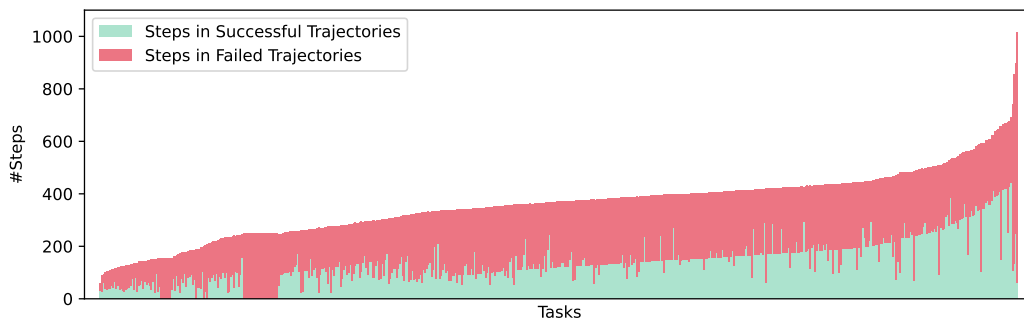
## B RM training data synthesis

To supplement the collected trajectories and achieve a better data balance, we perform data synthesis based on collected agent trajectories.

**Failed trajectory synthesis** Failed trajectories are synthesized in two ways, 1) combining mismatched instruction and action trajectory, *e.g.*, combining instruction for task  $a$  with execution trajectory of task  $b$  2) and leveraging a random walk trajectory.



(a) Trajectory number statistics of collected RM training data on WikiHow



(b) Step number statistics of collected RM training data on WikiHow

Figure 4: Statistics of the collected reward model (RM) training data for WikiHow. Figure 4(a) displays the number of successful and failed trajectories, with a success-to-failure ratio of approximately 1.22. Figure 4(b) presents the number of steps in successful versus failed trajectories, with a step ratio of about 0.63.

**Successful trajectory synthesis** Successful trajectories are synthesized based on “prototype” trajectories, *i.e.*, given an existing successful trajectory for a particular task, a new successful trajectory can be generated by removing or adding empty or effectless action tuples. For example, in the WikiHow environment, an empty action corresponds to the action NOTHING, while effectless action tuples might include actions such as scrolling down followed by scrolling up, or going back and immediately repeating the last action. If the agent’s prior exploration fails to produce any successful trajectories for a given task, a successful trajectory is manually annotated by the authors.

Using this synthesis approach, the final dataset consists of 5,729 successful trajectories and 4,709 failed trajectories. The dataset statistics are presented in Figure 4.

## C Details of training data for reward models

We leveraged Qwen2.5-7B and GPT-4o-mini to auto-collect a total of 10,438 trajectories, consisting of 5,729 successful and 4,709 failed trajectories. These trajectories comprise 207,102 steps in total, with 79,718 steps originating from successful trajectories and 127,384 from failed ones. The trajectories are partitioned into subsets based on their task goals, resulting in a training set of 7,175 trajectories, a validation set of 1,751 trajectories, and a test set of 1,512 trajectories. This trajectory data can be used directly for naive ORM training. For PROGRM training, we further split the trajectories into individual steps. All steps from successful trajectories are retained, while 62.58% of steps from failed trajectories are sampled to balance the success-to-failure step ratio at approximately 1:1. This results in a PROGRM training set of 113,270 steps, a validation set of 15,935 steps, and a test set of 30,220 steps.

## D Experiment details

All experiments are conducted on a single machine equipped with 8 NVIDIA A800 GPUs of 80 GB memory. We use the Adam optimizer with  $(\beta_1, \beta_2) = (0.9, 0.95)$  for both reward model training and online RL training of agent models. DeepSpeed ZeRO is employed to optimize GPU memory usage during training. The hyperparameters for training the reward models, including ORM,  $\text{PROGRM}_{\text{Env}}$ , and  $\text{PROGRM}_{\text{LCS}}$ , are listed in Table 5. Hyperparameters for online RL agent training are provided in Table 6. Training a reward model takes roughly 3 hours, while agent RL training requires around 20 hours.

Table 5: Hyperparameters for reward model training

Hyperparameter	Value
Learning rate	$5 \times 10^{-5}$
Batch size	128
Epoch	3
LR scheduler type	Cosine
Warmup ratio	0.03
ZeRO stage	2

Table 6: Hyperparameters for agent RL training

Hyperparameter	Value
Learning rate	$7 \times 10^{-5}$
Batch size	64
Epoch	1
LR scheduler type	Cosine
Warmup ratio	0.03
KL coefficient	0.01
Gamma	0.9
PPO clip	0.2
Rollout temperature	1.0
ZeRO stage	3

## E Details of WikiHow deployment

We implement a RESTful remote environment server to enable parallel deployment of WikiHow along with the RL trainer. For convenience, we use two Docker images to host the Android Emulator™ and the replay server for WikiHow environment [38]. Flask<sup>5</sup> is used to build the main server of a remote environment. To reduce the communication latency, only the prompts are transferred on an HTTP (Hyper Text Transport Protocol) flow. To control consumed computing resources and achieve as efficient a simulation as possible, a daemon management thread is implemented to create emulator instances, monitor their running state, and clean stale instances in time. The remote environment server is deployed on a CentOS machine with KVM (Kernel-Based Virtual Machine) enabled, CPU of 64 virtual threads, 1.97 TiB of memory, and an A800 GPU equipped.

## F Case study

In this section, we give some cases to show the potential of PROGRM for predicting moderate progress scores and assigning adequate credits for interaction steps.

<sup>5</sup><https://flask.palletsprojects.com/en/stable/>



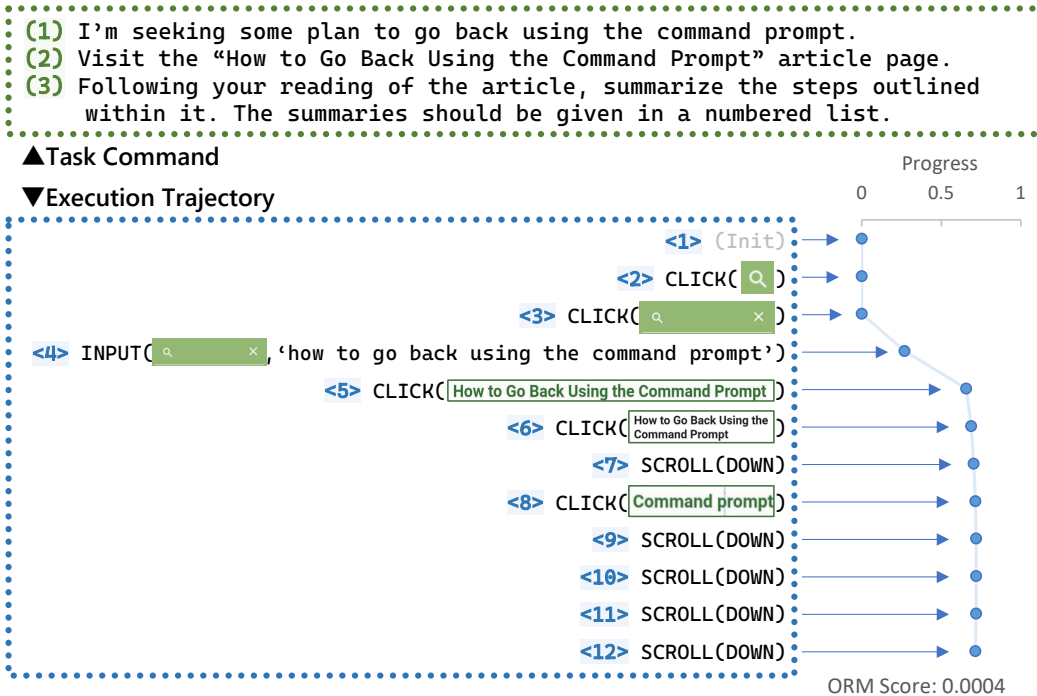
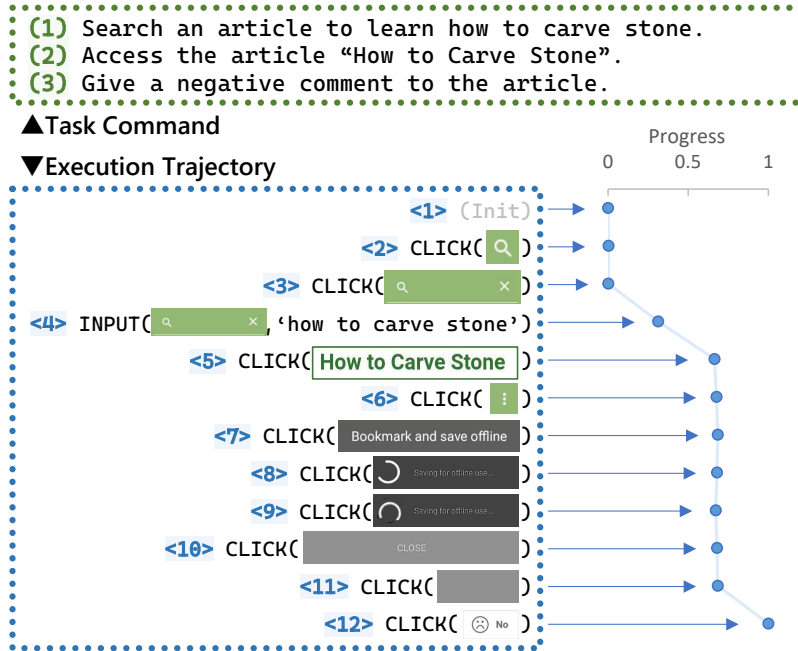


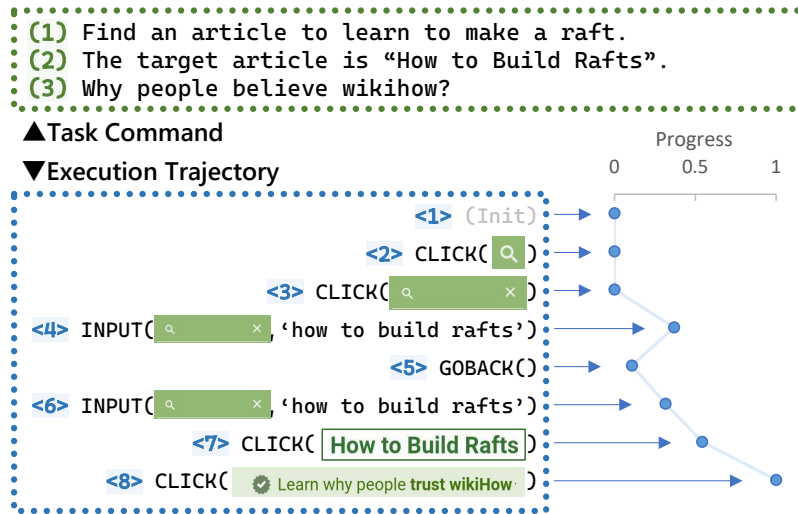
Figure 5: A failed trajectory with partial progress showing with the progress scores predicted by PROGRM and the final score predicted by ORM. Each line in the bottom-left section is an action taken by the agent in episode. The progress values predicted by PROGRM after each action executed are illustrated in the bottom-right section. The agent achieves partial progress in the episode, while doesn't reach the final goal and stops at a progress score lower than 1 (100%). Init in the figure is not an actual action, but a placeholder.

**Over-penalization of ORM** As stated in *Final step score prediction* of § 3.3, ORM predicting a single less informative score at the episode end indicating mere success or failure can potentially over-penalize the effective steps in a failed trajectory and leads to insufficient exploitation of failed trajectories. As a comparison, PROGRM measures an adequate progress score for each step and can assign proper credits for steps even in failed trajectories. As illustrated in Figure 5, the agent completed partial task without achieving the final goal. The score predicted by the trivial ORM marks the whole trajectory as failed inadequately penalizes all the steps in the trajectory, although some steps do cause meaningful progress gains (actions <4> and <5> in Figure 5). In contrast, the progress curve predicted by PROGRM accurately reflects the effect of the actions. Thus, PROGRM can assign moderate credits to these valuable actions even in a failed trajectory.

**Temporal variation of progress measurement over successful episodes** We further show the capacity of PROGRM for task progress estimation with two successful trajectories. Figure 6(a) demonstrates a successful trajectory with its progress-step curve. The agent completes the task progressively, accompanied by that the progress score increases progressively to 1 (100%). The key steps achieving sub-goals (steps <4>, <5>, and <12> in Figure 6(a)) and non-key steps are clearly distinguished through the corresponding progress gains, with higher gains corresponding to key steps and lower gains corresponding to non-key steps, revealing the capacity of PROGRM for identifying the valuable actions. Figure 6(b) illustrates a successful trajectory where the agent hesitates with a GOBACK action (action <5> in Figure 6(b)) after search but recovers later. PROGRM accurately catches the progress fluctuation and reflects it in the curve by a progress decline and the following rebound. In such way, PROGRM manages to assign a proper credit for each steps in the trajectory and thus provide more exquisite guidance during actor training.



(a) A successful trajectory and the temporal variation of PROGRM-measured progress.



(b) A successful trajectory with agent's hesitation (GOBACK at step <5>) and the temporal variation of PROGRM-measured progress.

Figure 6: Temporal variation of progress measurement over successful episodes. Each line in the bottom-left sections is an action taken by the agent in episode. The progress scores predicted by PROGRM after each action executed are illustrated in the bottom-right sections.

## G Prompts used in experiments

The used prompts for RMs and actors are listed in Table 7, Table 8, Table 9, Table 10, and Table 11.

Table 7: Prompt for PROGRM

---

<b>System:</b>	<p>You are an expert of mobile use, especially the app of WikiHow. This is a public and popular wiki platform you surf everyday. You know well how people can search for specific articles, check author information, find more related articles, make bookmarks, etc. on WikiHow app. So you can accurately assess how efficient the people are finishing a particular task on this app.</p> <p>Now you will be given a trajectory of other’s operation, including</p> <ul style="list-style-type: none"> <li>* instructions describing the task goal</li> <li>* history actions leading to current state</li> <li>* screen representation reflecting the current state</li> </ul>
<b>User:</b>	<p>You should give a percentage which is an estimation of his progress on this task.</p> <p>Instructions:  <code>#{instructions}</code></p> <p>History Actions:  <code>#{actions}</code></p> <p>Current screen:  <code>#{screen}</code></p>

---

Table 8: Prompt for ORM

---

<b>System:</b>	<p>You are an expert of mobile use, especially the app of WikiHow. This is a public and popular wiki platform you surf everyday. You know well how people can search for specific articles, check author information, find more related articles, make bookmarks, etc. on WikiHow app. So you can accurately assess how efficient the people are finishing a particular task on this app.</p> <p>Now you will be given a trajectory of other’s operation, including</p> <ul style="list-style-type: none"> <li>* instructions describing the task goal</li> <li>* history actions leading to current state</li> <li>* screen representation reflecting the current state</li> </ul>
<b>User:</b>	<p>You should give a judgment about the success or failure of this task.</p> <p>Instructions:  <code>#{instructions}</code></p> <p>History Actions:  <code>#{actions}</code></p> <p>Current screen:  <code>#{screen}</code></p>

---

Table 9: Prompt for ORM<sub>Claude</sub>

---

<b>System:</b>	<p>You are an expert of mobile use, especially the app of WikiHow. This is a public and popular wiki platform you surf everyday. You know well how people can search for specific articles, check author information, find more related articles, make bookmarks, etc. on WikiHow app. So you can accurately assess how efficient the people are finishing a particular task on this app.</p>
----------------	---

---

Table 9: Prompt for ORM<sub>Claude</sub>

---

User:	<p>Now you will be given a trajectory of other’s operation, including</p> <ul style="list-style-type: none"> <li>* instructions describing the task goal</li> <li>* history actions leading to current state</li> <li>* screen representation reflecting the current state</li> </ul> <p>You should give a percentage which is an estimation of his progress on this task. You should directly give your answer. Do not output any needless thoughts or explanations.</p> <p>Instructions:  <code>\${instructions}</code></p> <p>History Actions:  <code>\${actions}</code></p> <p>Current screen:  <code>\${screen}</code></p>
-------	---

---

Table 10: Prompt for ORM<sub>Claude</sub>-CoT

---

System:	<p>You are an expert of mobile use, especially the app of WikiHow. This is a public and popular wiki platform you surf everyday. You know well how people can search for specific articles, check author information, find more related articles, make bookmarks, etc. on WikiHow app. So you can accurately assess how efficient the people are finishing a particular task on this app.</p> <p>Now you will be given a trajectory of other’s operation, including</p> <ul style="list-style-type: none"> <li>* instructions describing the task goal</li> <li>* history actions leading to current state</li> <li>* screen representation reflecting the current state</li> </ul> <p>You should give a percentage which is an estimation of his progress on this task. You should first generate an explicit thought and then give your answer. You should output in the following format:</p> <pre>&lt;think&gt; some thoughts &lt;/think&gt; &lt;answer&gt; 0.42 &lt;/answer&gt;</pre> <p>Follow the format above strictly. And note that the example above are just an example demonstrating the output format and takes NO ANY RELATION with the following inputs.</p>
User:	<p>Instructions:  <code>\${instructions}</code></p> <p>History Actions:  <code>\${actions}</code></p> <p>Current screen:  <code>\${screen}</code></p>

---

Table 11: Prompt for actors

---

**System:** You are a clever mobile assistant. You are very familiar with WikiHow and can navigate its app expertly. Now you will be given several information about the task and the screen at the current step, and you need to take an appropriate action according to the given information to finish the task in STEP steps. The action should in format of Python function call. Available actions are:

```
* INPUT(element_id: int, text: str) # You can input
something into text box through this action
* CLICK(element_id: int) # You can click on some clickable
element through this action
* LONG_CLICK(element_id: int) # You can long lick on some
clickable element through this action
* SCROLL(direction: Enum) # You can scroll UP/DOWN/LEFT/RIGHT
to browse long/wide pages through this action
* ANSWER(text: str) # You can generate an answer to me
through this action
* GOBACK() # You can go back to the previous screen by
pressing GOBACK button of mobile
* DO_NOTHING() # You can do nothing and just wait for a step
```

Here are some examples of actions:

```
'''
INPUT(3, "scooter")
CLICK(4)
SCROLL(DOWN)
GOBACK()
'''
```

You need to first think about the reasoning process as an internal monologue and then provide the user with an action. Respond in the following format: <think>

```
...
</think>
<action>
...
</action>. For example:
```

```
<think>
I need to have a thinking before I take my action.
</think>
<action>
ANSWER("I can take any available action, e.g., give an
answer.")
</action>
```

Note that all the examples above are just examples demonstrating action usage and output format and takes NO ANY RELATION with the following inputs. Now, take your task.

**User:** Completed instructions:  
\${history\_instructions}

Current instruction:  
\${instruction}

Current Screen:  
\${screen}

---

Table 11: Prompt for actors

---

Action History:  
 $\${action\_history}$

---

## H Limitations

Although the proposed PROGRM achieves the best results in our experiments, we find that the effectiveness of the LCS-based progress label still holds a remarkable gap with that of the environment-reward-based progress label, both in the performance of the resulting actor and the progress estimation error. There are still many aspects to polish in the current LCS-based progress labeling algorithm, such as soft match function  $f$  design (see § A), garbage action (*e.g.*, meaningless empty or scrolling actions) cleaning, *etc.*

Current experiment results have demonstrated the promising effectiveness of PROGRM in GUI agent training. The selected environment also gives the opportunity to obtain a deeper insight into the proposed LCS-based progress labeling algorithm by comparing it with environment-reward-based progress labeling, which is not supported in other environments. However, it can still be doubted if PROGRM can still work well in other GUI environments. Besides, PROGRM will be most valuable to be applied to the environment without well-annotated RL training tasks, as it is expected to efficiently and accurately evaluate the LLM-generated task goals and alleviate the scarcity of well-annotated RL training tasks.

## I Broader Societal Impacts

The proposed PROGRM can be used to train more capable GUI agents, which may bring significant convenience to human users by automating a wide range of tasks in GUI systems. However, alongside these benefits, there are potential risks. More powerful GUI agents could be misused to bypass CAPTCHAs, gain unauthorized access to public internet systems, or perform other malicious activities. Additionally, as GUI agents are not yet perfectly reliable, there is a risk that unexpected or dangerous actions could be taken, potentially causing irreparable damage to data or systems.

Overall, the broader societal impacts of PROGRM are primarily realized through the downstream use of the trained GUI agents, rather than from PROGRM itself. Responsible deployment and careful consideration of security and safety are therefore essential.