
SpikeGen: Generative Framework for Visual Spike Stream Processing

Gaole Dai

School of Computer Science
Peking University

Menghang Dong

School of Computer Science
Peking University

Rongyu Zhang

School of Electronic Science and Engineering
Nanjing University

Ruichuan An

School of Computer Science
Peking University

Shanghang Zhang

School of Computer Science
Peking University

Tiejun Huang*

School of Computer Science
Peking University

Abstract

Neuromorphic Visual Systems, such as spike cameras, have attracted considerable attention due to their ability to capture clear textures under dynamic conditions. This capability effectively mitigates issues related to motion and aperture blur. However, in contrast to conventional RGB modalities that provide dense spatial information, these systems generate binary, spatially sparse frames as a trade-off for temporally rich visual streams. In this context, generative models emerge as a promising solution to address the inherent limitations of sparse data. These models not only facilitate the conditional fusion of existing information from both spike and RGB modalities but also enable the conditional generation based on latent priors. In this study, we introduce a robust generative processing framework named *SpikeGen*, designed for visual spike streams captured by spike cameras. We evaluate this framework across multiple tasks involving mixed spike-RGB modalities, including conditional image/video deblurring, dense frame reconstruction from spike streams, and high-speed scene novel-view synthesis. Supported by comprehensive experimental results, we demonstrate that leveraging the latent space operation abilities of generative models allows us to effectively address the sparsity of spatial information while fully exploiting the temporal richness of spike streams, thereby promoting a synergistic enhancement of different visual modalities.

1 Introduction

Conventional RGB cameras, which utilize shutter timing for exposure control, have demonstrated widespread utility in everyday applications [1]. However, their inherent design imposes limitations on performance when capturing dynamic scenes. Signature defects such as motion blur [2, 3, 4] and aperture blur [5, 6] are frequently observed, particularly in low- to mid-end devices. To address these challenges, three primary development directions have emerged. First, advancements in RGB sensor technology—such as transitioning to advanced CMOS stacks [7], backside illumination [8], global shutters [9], and massively parallel readouts [10]—enable sub-millisecond exposures while maintaining a high signal-to-noise ratio, albeit at a high cost of materials. Second, research into

*Corresponding Author

biologically inspired, shutter-free imagers that continuously convert light and encode information has gained traction. Depending on whether they compute temporal differences or integrals, these devices are referred to as event cameras [11, 12, 13, 14] or spike cameras [15, 16, 17, 18], respectively, and collectively constitute the family of Neuromorphic Vision Systems (NVS) [19]. While their hardware is relatively inexpensive, the trade-offs between frame rate, spatial resolution, and dynamic range result in sparse outputs with low bit-depth (1–2 bits/pixel) [20]. Third, algorithmic compensation techniques are employed, including deblurring [21] and multi-exposure fusion [22] methods to enhance images captured by RGB sensors, as well as reconstruction and cross-modal fusion approaches to densify the high-sparsity streams generated by event [11] or spike [16, 17, 15] cameras.

This study focuses on the third pathway. Specifically, when relying solely on a single RGB modality, despite prevalent studies demonstrating relative improvements over low-quality inputs, inherent information loss often introduces ambiguities in the outputs [16, 23, 24]. For instance, with conventional cameras, deblurring results frequently fall into a "sharpness trap", where only overall contrast is enhanced without meaningful geometric recovery (e.g., crafted features) [25]. Consequently, incorporating priors from other modalities, such as visual spike streams, is beneficial. Prior work, such as Self-supervised Spike-guided Deblurring Model (S-SDM) [16], has shown that with texture guidance captured by spike cameras, the model can prioritize structural correctness over sharpness style. Besides, although integrating colour guidance is rarely discovered for tasks dominated by the spike modality (e.g., dense frame reconstruction) [18]. We posit that leveraging the RGB modality could still be advantageous, even when the RGB input is blurry. First, colour carries significant information critical for the downstream usage of reconstructed frames (e.g., autonomous driving) [26]. Additionally, since each frame in the raw spike stream is spatially sparse, insufficient spike data may lead to spatial ambiguities [27, 28, 29]. Although blurred, the RGB frame retains the overall spatial relationships among contents, serving as a coarse constraint to reduce uncertainty. In conclusion, cross-modality processing exhibits greater potential, with recent successes extending to 3D vision tasks (e.g., SpikeGS [15], and SpikeNVS [17]) further validating this trend.

Nevertheless, the question of how to construct this advanced cross-modality framework remains open. In this context, we propose *SpikeGen*, with a latent generative backbone, for the following reasons: (1) Since the advent of Latent Diffusion Models (LDM) [30], latent space operations have emerged as an efficient approach for training. In SpikeGen, we pre-trained the spike encoder to align with the Variational Autoencoder (VAE) [31] latent space, achieving a 512-fold ($8 \times 8 \times 8$) spatial-temporal downsample. This significantly reduced the computational cost of training, particularly in terms of loss computation within the pixel space. Consequently, this enables us to efficiently pre-train the model on large-scale synthetic datasets [32]. (2) Pre-training in the latent space also enhances SpikeGen’s adaptability to downstream tasks. While pixel-level self-supervised learning (SSL), such as Masked Autoencoders (MAE) [33] and DINO [34, 35], has demonstrated its effectiveness, recent studies on Joint-Embedding Prediction Architectures (JEPA) [36, 37] have shown superior generalization capabilities. The key innovation of JEPA lies in degrading and reconstructing content within the embedding (i.e., latent) space. This encourages the model to focus more on latent-level similarities rather than pixel-by-pixel losses, thereby alleviating issues such as the "sharpness trap". (3) Previous works predominantly belong to deterministic models [16, 24, 23, 18]. In contrast, SpikeGen is probabilistic since we diffuse on the VAE latent space. This choice is motivated by that the scenarios we address inevitably involve information loss, whether due to blurring in RGB modalities or spatial sparsity in spike modalities. Generative models exhibit superior performance in similar cases, such as super-resolution [38, 39] and denoising [40, 41], attributed to their enhanced recovery accuracy, particularly for detailed content like textures and artificial structures.

In summary, our key innovations are as follows:

1. We systematically reviewed the inherent blurring challenges associated with conventional cameras featuring discrete shutters in dynamic scenes, and the key technical strategies employed to mitigate these limitations. Drawing inspiration from recent advancements in shutter-free Neuromorphic Visual Systems and multi-modal deblurring algorithms, we proposed a robust foundational model for image processing that is compatible with RGB-spike dual modality. Named *SpikeGen*.
2. To the best of our knowledge, our work represents a pioneering effort in leveraging a latent-based generative model for such tasks. The rationale stems from both **efficiency and effectiveness** considerations: latent-space operations enable an exceptional compression

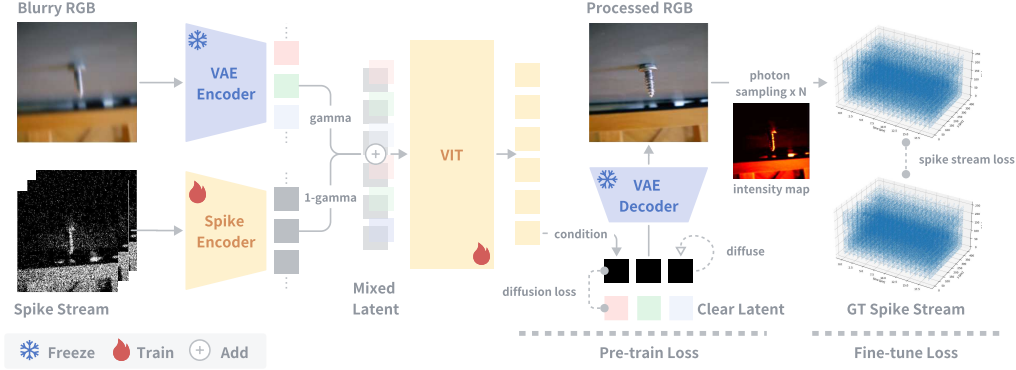


Figure 1: **The Overall Pipeline of SpikeGen.** SpikeGen adopts a standard pre-training (self-supervised) and fine-tuning (task-dependent) pipeline. Specifically, visual information from two modalities is encoded, followed by the addition of the two latent representations. In this process, γ serves as a parameter to control the effective weight and is randomly sampled from the interval $[0, 1]$. Notice that during the pre-training phase, the diffusion loss is computed using the pre-extracted latent representation of the clear RGB image obtained via a Variational Autoencoder (VAE) [31]. The spike stream loss during the fine-tuning phase is calculated based on the given ground truth and the synthetic spike stream generated from the predicted RGB output.

ratio (512-fold) during training while circumventing common issues with pixel-space loss, such as the "sharpness trap," which undermines the model's generalization capability.

3. We validate SpikeGen across multiple downstream tasks, including conditional image/video deblurring, dense frame reconstruction from spike streams, and high-speed scene novel-view synthesis. This comprehensive evaluation encompasses **all major tasks** in visual spike stream processing, thereby strongly supporting our hypothesis regarding the challenges inherent to these tasks and the corresponding methodological designs.

2 Related Works

Visual Spike Stream Processing Spike cameras are bio-inspired vision sensors that capture local intensity changes asynchronously, emitting spike streams. Compared to traditional frame-based cameras, they offer advantages such as high dynamic range (HDR), low power consumption, high temporal resolution, and inherent data compression, making them ideal for high-speed dynamics and challenging lighting conditions. Early research focused on texture recovery methods, like retina-inspired sampling by Zhu et al [27]. More recently, deep learning has dominated the transformation of spike data into dense images. Zhao et al. introduced Spk2ImgNet [42] for reconstructing dynamic scenes from spike streams. Spiking Neural Networks (SNNs) [43] have also been applied for biologically plausible processing, with Zhao et al. developing SSIR [44] architectures. Fan et al. proposed STIR [18] for spatio-temporal interactive learning to improve reconstruction efficiency. In image deblurring, Chen et al. developed SpkDeblurNet [45] and S-SDM [16] to enhance motion deblurring using spike information. Spike cameras are also advancing 3D vision and scene perception, as shown by Dai et al [17] (SpikeNVS) and Guo et al. [15] (SpikeGS).

Latent Generation Models Generative modelling has made significant progress, enabling high-fidelity image synthesis and other complex data modalities. Diffusion models, pioneered by Denoising Diffusion Probabilistic Models (DDPMs) [40], achieve state-of-the-art results by progressively denoising signals from Gaussian noise. To address slow sampling speeds, Song et al. [46] introduced Denoising Diffusion Implicit Models (DDIMs), which offer faster generation with comparable quality. Latent Diffusion Models (LDMs) [30] operate in a learned latent space, reducing computational demands. SDXL [47] further improved LDMs for high-resolution image generation. Auto-regressive models also benefit from latent representations; MaskGIT [48] uses transformers for masked gen-

erative image modelling with discrete latent codes. Recent research [49] explores autoregressive generation directly from continuous features, eliminating the need for quantization.

3 Methods

3.1 Preliminary

Visual Spike Stream The imaging principle of spike cameras diverges from both the exposure-based mechanism of conventional RGB cameras and the differential approach of event cameras. A spike camera operates by integrating incoming light intensity until an accumulator reaches a predefined activation threshold, denoted as V_{th} . Upon reaching this threshold, a spike is emitted, and any surplus intensity I beyond the threshold is retained for the next integration cycle. If I_t represents the light intensity input at time step t , the value stored in the accumulator, A_t evolves according to:

$$A_t = (A_{t-1} + I_t) \bmod V_{th} \quad (1)$$

A spike for a pixel p at coordinates (i, j) occurs when the accumulated value plus the current input signal meets or exceeds the threshold V_{th} . This determines the binary spike value, indicating whether the brightness level was sufficient during the sampling interval. The formal definition is:

$$p_{i,j,t} = \begin{cases} 1, & \text{if } A_{t-1} + I_t \geq V_{th} \\ 0, & \text{otherwise} \end{cases} \quad (2)$$

Reconstructing dense frames from these spike streams traditionally employs methods like Texture From Interval (TFI) or Texture From Playback (TFP) [27]. TFI excels at capturing texture contours. In contrast, TFP reconstructs textures across varied dynamic ranges by adaptively modifying the time window size based on contrast levels. Let $d_{i,j,t}$ be the temporal latency, i.e., the time elapsed since the last spike at pixel (i, j) before time t . Let w denote the size of the time window and $N_{i,j,w}$ be the total number of spikes accumulated for pixel (i, j) within that window. The expressions for TFI and TFP reconstructed texture P^t at time t are:

$$\mathbf{TFI}: P_{TFI}^t = \frac{V_{th}}{d_{i,j,t}}, \quad \mathbf{TFP}: P_{TFP}^t = \frac{N_{i,j,w}}{w} * C \quad (3)$$

where C is a constant scaling factor for TFP.

Latent Space Operation Latent Diffusion Models (LDMs) [30] are a type of latent space generative model designed for high-resolution image synthesis while being computationally efficient. Instead of operating directly in the high-dimensional pixel space like traditional Diffusion Models, LDMs apply the diffusion process within the lower-dimensional latent space learned by a powerful pre-trained autoencoder (e.g., VAE [31]). This autoencoder consists of an encoder $\mathcal{E}(\cdot)$ that compresses the image x into a latent representation $z = \mathcal{E}(x)$ and a decoder $\mathcal{D}(\cdot)$ that reconstructs the image from the latent space $\hat{x} = \mathcal{D}(z)$ [30]. The diffusion model ϵ_θ is then trained solely within this latent space to denoise representations z_t at various noise levels t . This separation allows the computationally expensive training and sampling of the diffusion process to occur in a much more manageable space, focusing on semantic information rather than imperceptible pixel details.

The training objective for the Latent Diffusion Model is given by:

$$L_{LDM} := \mathbb{E}_{\mathcal{E}(x), \epsilon \sim \mathcal{N}(0,1), t} [\|\epsilon - \epsilon_\theta(z_t, t)\|_2^2]$$

Here, ϵ is the noise sampled from a normal distribution, z_t is the noisy latent representation at timestep t , and $\epsilon_\theta(z_t, t)$ is the neural network predicting the noise added to z_t .

3.2 SpikeGen: Configurable Dual Modality Pre-train

SpikeGen is developed by leveraging recent advancements in latent generation models. Specifically, we constructed a modified version of the Masked Auto-Regressive Model (MAR) [49] to better suit our tasks. Similar to MAR, we encode RGB visual information via a Variational Autoencoder (VAE) [31] and generate the conditioning input using a standard Vision Transformer (ViT) [50] backbone. Subsequently, the conditioning input is processed through a compact Multi-Layer Perceptron (MLP), conducting a per-token diffusion process [46] for decoding the latent representation (see Figure 1).

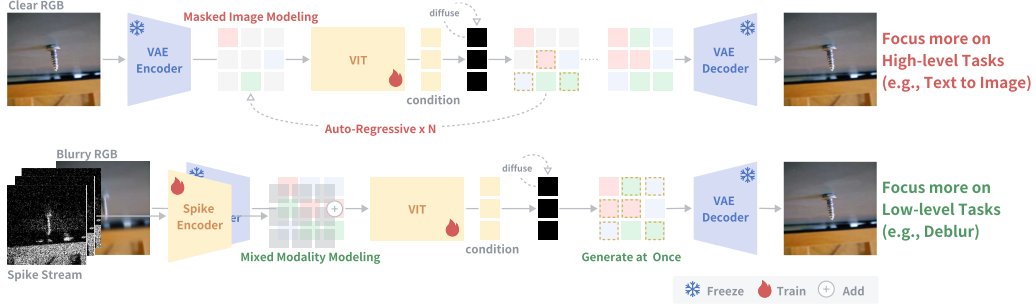


Figure 2: Modified SpikeGen Pipeline for Low-level Tasks

Table 1: Ablation Study: Auto-Regressive Step Number V.S. Pre-Training Performance

Dataset: <i>ImageNet</i> (Synthetic) [32]					
Methods	PSNR \uparrow	SSIM \uparrow	LPIPS \downarrow	Training Loss \downarrow	Testing Loss \downarrow
<i>SpikeGen</i> (64 steps)	18.79	0.65	0.21	0.018	0.030
<i>SpikeGen</i> (1 step)	19.08	0.62	0.19	0.016	0.027

Diffusion with Decomposed Latent Condition From a broader view, unlike the Masked Image Modelling (MIM) [33] strategies employed in MAR, we consider that both blurry RGB inputs (temporally insufficient) and limited spike inputs (spatially insufficient) represent forms of degradation. Consequently, the ViT backbone in SpikeGen receives complete tokens from two encoders and generates conditions for the per-token diffusion. Given our focus on low-level image-to-image tasks, we have further streamlined the auto-regressive process of MAR into generating all tokens simultaneously. This enhances the efficiency during both training and inference (see Figure 2). We also found that this design did not affect the overall performance (see Table 1)

Spatial-Temporal Separable Spike latent Besides the Variational Autoencoder (VAE) utilized for encoding blurry RGB information, we developed a Spatial-Temporal Separable Spike (S3) Encoder. The S3 Encoder first applies a series of 3D convolutional blocks to transform the input spike stream from dimensions $[B, 1, T, H, W]$ to $[B, C_{out}, T/8, H/8, W/8]$ ($C_{out} = 512$). These blocks progressively reduce the spatio-temporal resolution while increasing the channel depth, akin to the hierarchical structure employed in the UNet encoder. Following the temporal fusion stage, where the $[B, C_{out}, T/8, H/8, W/8]$ features are processed to fuse information along the temporal dimension explicitly, we generate temporal attention weights for the features using two consecutive $1 \times 1 \times 1$ 3D convolutions. These attention weights are then multiplied element-wise with the features. The resulting weighted features are subsequently summed along the temporal dimension, collapsing it and producing a feature map of shape $[B, C_{out}, H/8, W/8]$. To further refine these spatially-resolved but temporally-fused features, a 2D convolution is applied, followed by a LayerNorm operation and a final LeakyReLU activation. When temporal fusion is active, the ultimate output of the S3 Encoder is a feature map of shape $[B, C_{out}, H/8, W/8]$.

Random Modality Dropout To enable a configurable modality control after pre-training, we randomly assign the addition ratio of RGB latent (extracted by VAE encoder) and the spike latent (extracted by S3 encoder). The random ratio is denoted as γ , which is sampled from a Gaussian distribution with a mean of $\mu = 0.5$ and a variance of $\sigma^2 = 1$, subsequently truncated to the interval $[0, 1]$. This can be formally expressed as $\gamma \sim \mathcal{N}_{[0,1]}(\mu = 0.5, \sigma^2 = 1)$. The mixed latent, z_{mixed} , can then be calculated by the formula $z_{mixed} = (1 - \gamma)z_{RGB} + \gamma z_{spike}$. We intend to simplify the mixing strategy to enable better downstream usage. However, this indicates we cannot always directly use the latent extracted from the clear RGB images as learning objectives. Instead, we colour fade the clear RGB images based on the γ value (higher fade intensity with increasing γ). Let I_{clear} represent the original clear RGB image and I_{gray} be its corresponding grayscale version. The fade formula to obtain the faded image I_{faded} is as $I_{faded} = (1 - \gamma) \cdot I_{clear} + \gamma \cdot I_{gray}$. This ensures that when $\gamma \rightarrow 1$ (spike latent becomes dominant), I_{faded} tends towards I_{gray} , and when $\gamma \rightarrow 0$ (RGB latent is




Figure 3: **Conditional Image Deblurring on Synthetic RGB-Spike Data.** For all our experiments, the input visual spike streams for SpikeGen are in binary format (0/1) without colour information. Here, for better visualization, row 2 (from top) of the left panel demonstrates the cut-out result of the RGB channels using 3 spike frames (results in row 4 used 8 frames as input). We also magnified a few results with highlighted detail for better comparison of the structural correctness (right panel).

dominant), I_{faded} remains close to I_{clear} . This enables, when spike latent becomes the main content (γ is high), the model to focus more on texture reconstruction over precise colour prediction, as the learning objective I_{faded} will have reduced colour information.

3.3 SpikeGen: Task Adaptation

During pre-training, our loss is computed solely as the Mean Squared Error (MSE) between the clear RGB latent and the latent predicted by SpikeGen. This significantly reduces computational costs when training on large-scale datasets. However, this latent alignment can underperform during fine-tuning, particularly with limited data, as it may not sufficiently guide the model to capture fine-grained details. For instance, the outdoor dataset [51] for 3D scene reconstruction contains merely 34 images per scene. A common strategy to mitigate this is to introduce pixel-space similarity measures during the fine-tuning phase; for example, models like SDXL [47] incorporate both MSE and perceptual losses calculated in the RGB pixel space. However, as downstream tasks for SpikeGen could lack clear RGB ground truth, we propose a spike-alignment strategy instead. Specifically, the latent generated by SpikeGen is decoded back into the pixel space, yielding a predicted image I_{pred} . Based on the grayscale pixel values of I_{pred} , we then generate a corresponding probability map P_{pred} . This process starts with min-max normalization and the I_{norm} image is convolved with a Gaussian kernel K_G (parameterized by σ_s) to produce a smoothed version I_{smooth} . Finally, I_{smooth} undergoes gamma correction, $P_{pred} = (I_{smooth})^{\gamma_c}$, with a small amount of uniform random noise is added. Predicted spike stream can then be generated by sampling P_{pred} . The spike-alignment loss is computed by comparing the ground truth spike stream with the predicted spike stream.

4 Experiments

We conducted comprehensive comparisons with more than 20 state-of-the-art baselines across 3 major visual spike processing tasks (conditional image/video deblurring, dense frame reconstruction from spike streams, and high-speed scene novel-view synthesis to demonstrate the effectiveness and versatility of SpikeGen. We color-coded the performance in Table 2, 3, 4 with **Red (1st)**, **Blue (2nd)**. All the experiments strictly follow the data usage and evaluation strategies used in S-SDM [16], STIR [18], and SpikeGS [15]. See Appendix A for more details.

Table 2: **Quantitative Results of Conditional Video Deblur Task.** The column colour reflects different thresholds when generating spike frames (code and value from S-SDM [16]). Higher thresholds produce spike frames with higher sparsity.

Dataset: <i>GOPRO</i> [52]							
Methods	Dual Modality	$V_{th} = 1$		$V_{th} = 2$		$V_{th} = 4$	
		PSNR \uparrow	SSIM \uparrow	PSNR \uparrow	SSIM \uparrow	PSNR \uparrow	SSIM \uparrow
<i>LEVS</i> (CVPR18) [53]	✗	21.16	0.60	21.16	0.60	21.16	0.60
<i>Motion-ETR</i> (TPAMI21) [54]	✗	21.96	0.61	21.96	0.61	21.96	0.61
<i>BiT</i> (CVPR23) [55]	✗	23.64	0.70	23.64	0.70	23.64	0.70
<i>TRMD</i> (TMM24) [56]	✓	27.32	0.78	21.20	0.60	18.57	0.52
<i>RED</i> (ICCV21) [57]	✓	24.46	0.74	23.18	0.67	21.94	0.61
<i>REFID</i> (CVPR23) [58]	✓	28.12	0.82	15.29	0.34	13.62	0.27
<i>SpkDeblurNet</i> (NIPS23) [45]	✓	28.31	0.83	14.41	0.30	11.62	0.20
<i>S-SDM</i> (NIPS24) [16]	✓	26.89	0.76	26.37	0.74	25.43	0.70
<i>SpikeGen</i> (RGB&Spike)	✓	29.30	0.84	28.78	0.82	28.07	0.81

4.1 Pre-training Generalization

We performed pre-training on the complete training set of ImageNet [32] utilizing 8 A800 GPUs. We carefully tuned the hyperparameters to optimize the generation of synthetic data. Given the substantial volume of available data, we adopted a more aggressive blurring configuration and a sparser spike stream to enhance the learning challenge for the model. Specifically, for images sized 256×256 , we applied a 40×40 blurring kernel and generated 8 spike frames per image. Through extensive pre-training, we anticipate that SpikeGen will exhibit robust generalization capabilities and successfully achieve the configurable modality conditioning discussed in Section 3.2. In Figure 3, we illustrate the generalization performance of SpikeGen on the ImageNet test set. Overall, even when RGB images are significantly blurred and spike information is relatively sparse, SpikeGen can effectively reconstruct artificial geometric shapes of objects (column 1, right) and natural fine structures (column 2, right). Furthermore, by controlling the injection of modalities, we showcased single-modal generalization capability (rows 3 and 4, left). When dual modalities collaborate, the model leverages their complementary strengths to achieve optimal results (row 5, left). We provided more visualization in Appendix C.1.

4.2 Fine-tuning Generalization

Given the extensive range of downstream experiments we have conducted, this section presents only the most concise and comparative results. For additional details, please refer to Appendix C.

Conditional Image/Video Deblurring We adhered to the same experimental setups as described in S-SDM [16] for this task. S-SDM generated paired blurry RGB-spike stream data based on the GOPRO dataset [52]. Each blurry RGB input was converted by the SpikingSim simulator [59] into an average of 98 spike frames (we use 8) with a spike threshold $V_{th} = 1$ during training and $V_{th} = 1/2/4$ during validation. As shown in the quantitative results presented in Table 2, SpikeGen significantly outperformed all baselines across all V_{th} configurations. Specifically, the relative improvement in PSNR increased from approximately 1 to approximately 3 as the spike guidance became sparser (higher V_{th}). We attribute this phenomenon to two primary factors. First, the pre-training to fine-tuning strategy we adopted enabled us to leverage the diversity of data encountered during self-supervised learning. Second, the random modality dropout applied during pre-training enhanced robustness when dealing with limited spike guidance. Additionally, the use of fewer spike frames at this stage further strengthened this capability (see Appendix C.2 for ablation studies using pure RGB inputs). This observation is also corroborated by the qualitative results depicted in Figure 4.

Dense Frame Reconstruction As elaborated in Section 1, we posit that the spatial relationships embedded within dense RGB data, even when blurred, can address the sparsity inherent in spike streams. Consequently, validating this hypothesis on the dense frame reconstruction task holds merit. Following the experimental setups outlined in STIR [18], we utilized data from REDS [57] to synthesize a spike-based dataset (SREDS). Specifically, SREDS converts each RGB frame in REDS

Table 3: **Quantitative Results of Dense Frame Reconstruction Task.** The row color indicates the method type, with red denoting training-free methods, yellow representing event-based methods, and blue corresponding to spike-based methods.

Methods	Dataset: <i>SREDS</i> (Synthetic) [44]				Dataset: <i>momVidar2021</i> (Real) [28]		
	PSNR \uparrow	SSIM \uparrow	LPIPS \downarrow	NIQE \downarrow	BRISQUE \downarrow	NIQE \downarrow	BRISQUE \downarrow
<i>TFP</i> (ICME19) [27]	25.35	0.69	0.26	5.97	43.07	9.34	45.20
<i>TFI</i> (ICME19) [27]	18.50	0.64	0.26	4.52	44.93	10.10	58.31
<i>TFSTP</i> (CVPR21) [60]	20.68	0.62	0.28	5.35	51.70	10.92	64.57
<i>ET-Net</i> (ICCV21) [61]	34.57	0.94	0.05	3.40	17.16	6.51	17.39
<i>HyperE2VID</i> (TIP24) [62]	36.37	0.95	0.05	3.13	16.77	6.306	17.02
<i>SSIR</i> (TCSVT23) [44]	32.61	0.92	0.05	3.47	15.66	5.75	25.34
<i>Spk2ImgNet</i> (CVPR21) [42]	36.13	0.95	0.03	3.08	15.35	5.66	16.52
<i>WGSE</i> (AAAI23) [63]	37.44	0.96	0.02	3.03	15.56	5.62	16.15
<i>STIR</i> (NIPS24) [18]	38.79	0.97	0.02	2.92	14.84	5.39	15.85
<i>SpikeGen</i> (TFP&Spike)	39.25	0.98	0.01	2.83	14.99	5.33	15.97

Table 4: **Quantitative Results of Novel View Synthesis Task.** The column colour varies according to the types of datasets. Notice the scores of 3DGS with clear are collected from NeRFBaseline website <https://nerfbaselines.github.io/>, serve as the upper-bound reference.

Methods	Dual Modality	Dataset: <i>Blender</i>								
		Objects [67]			Out-Door [51]			Average		
		PSNR \uparrow	SSIM \uparrow	LPIPS \downarrow	PSNR \uparrow	SSIM \uparrow	LPIPS \downarrow	PSNR \uparrow	SSIM \uparrow	LPIPS \downarrow
<i>3DGS</i> (Clear) [68]	×	33.31	0.96	0.05	30.27	0.91	0.10	31.79	0.94	0.07
<i>3DGS</i> (Blur) [68]	×	26.95	0.88	0.12	23.38	0.69	0.45	25.16	0.78	0.28
<i>DeblurNeRF</i> (CVPR22) [51]	×	23.71	0.84	0.19	28.77	0.86	0.14	26.24	0.85	0.17
<i>DeblurGS</i> (PACMCGIT24) [69]	×	28.47	0.91	0.09	23.55	0.70	0.41	26.01	0.81	0.25
<i>SpikeNeRF</i> (ICME24) [70]	✓	28.24	0.92	0.08	18.14	0.62	0.41	23.19	0.77	0.25
<i>SpikeGS</i> (AAAI25) [15]	✓	30.18	0.93	0.08	28.06	0.83	0.17	29.12	0.88	0.13
<i>SpikeGen</i> (3DGS)	✓	31.81	0.94	0.07	28.26	0.89	0.13	30.04	0.92	0.10

into 64 corresponding spike frames (we use 16) and further crops them into patches of size 96×96 , resulting in a total of 21,840 patches. Additionally, the model was evaluated on the real-world dataset *momVidarReal2021* [28]. As demonstrated in Table 3 and Figure 4, *SpikeGen* exhibits superior performance, both in referenced metrics (PSNR, SSIM, and LPIPS [64]) and no-reference metrics (NIQE [65] and BRISQUE [66]). A pivotal factor contributing to these results is the integration of Texture from Playback (TFP) [27] as a pseudo grayscale image. TFP aggregates all spike frames within a fixed temporal window, akin to simulating shutter timing in conventional RGB cameras for spike streams. This approach enhances spatial richness at the expense of temporal resolution, thereby introducing blur. *SpikeGen* mitigates this limitation by reprocessing the raw spike streams to achieve high-quality reconstructions (see Appendix C.3 for ablation studies without TFP priors).

High-speed Scene Novel-View Synthesis Finally, we evaluated *SpikeGen*’s performance on the recently emerging task of high-speed scene novel-view synthesis. Our experimental setups were based on *SpikeGS* [15], which transformed the synthetic *Blender* datasets introduced in NeRF [67] (for object-centric scenes) and *DeblurNeRF* [51] (for outdoor scenarios) into dual-modality pairs. As illustrated in Figure 5, while *DeblurGS* [69] demonstrates overall sharpness, it exhibits blurry details due to its reliance solely on the RGB modality. *SpikeGS* successfully recovers finer details; however, its end-to-end optimization prioritizes texture repair using the binary spike stream at the expense of accurate brightness matching to the ground truth RGB. In contrast, *SpikeGen* achieves an excellent qualitative balance and further validates its adaptability through quantitative results (see Table 4). Notably, despite being a two-stage method, *SpikeGen* outperforms other approaches, as evidenced by extra experiments comparing various two-stage methods (see Appendix C.4).




Figure 4: **Mutual Guidance with Dual Modality Inputs.** The top panel presents the results obtained from both RGB-based deblurring methods and spike-RGB-based approaches. SpikeGen demonstrated superior performance compared to all competitors in terms of visual fidelity. The bottom panel illustrates the outcomes of various methods when only a limited number of spike frames (here, 16 frames) are available. SpikeGen addresses spatial ambiguity caused by spike sparsity by leveraging the merged result of spike frames (i.e., TFP) as a pseudo-dense modality.

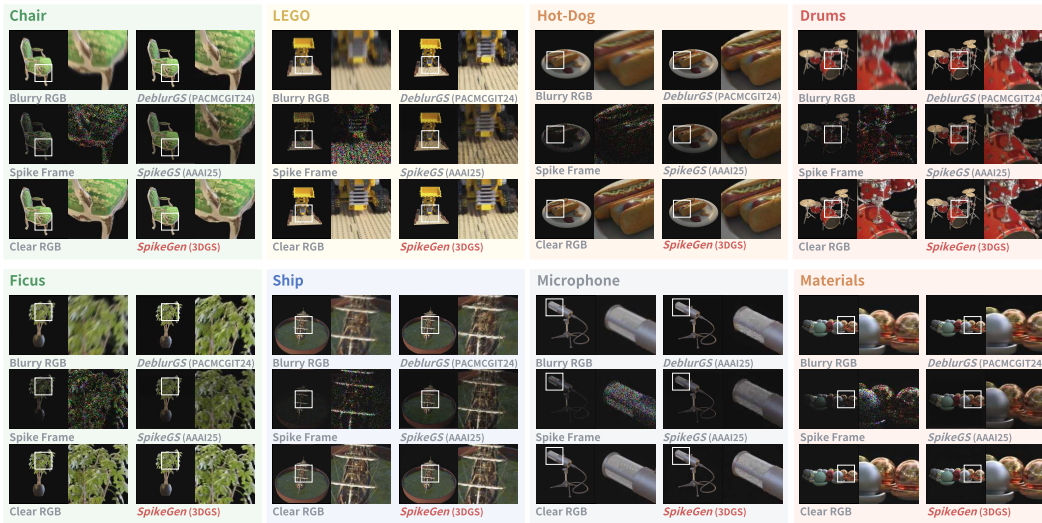


Figure 5: **Qualitative Results of Novel View Synthesis Task.**

4.3 Conclusion

Due to the inherent design of shutters, conventional RGB cameras inevitably encounter blur in dynamic scenes. In response to this limitation, shutter-free Neuromorphic Visual Systems, such as spike cameras, have emerged as a promising next-generation imaging paradigm, characterized by high dynamic range and high temporal resolution. However, these systems still exhibit limitations due to spatial sparsity. To address this issue, we propose a novel pipeline that effectively integrates the advancements of both spike and RGB modalities for mutual enhancement, leveraging a latent generative backbone. Motivated by our analysis of the potential advantages of a latent generative backbone, including improved pre-training efficiency and enhanced generalization capability. We named our method **SpikeGen**. We successfully pre-trained this model on over one million images and further validated our hypothesis by demonstrating its versatility across various tasks, including conditional image/video deblurring, dense frame reconstruction from spike streams, and high-speed scene novel-view synthesis, encompassing all major visual spike stream processing tasks. We hope that our method could serve as a foundational framework for exploring the potential of generative models in neuromorphic visual information processing, paralleling how humans process continuous visual information with a combination of perception and imagination in dynamic environments.

References

- [1] Bryan Peterson. *Understanding exposure: how to shoot great photographs with any camera*. AmPhoto books, 2016.
- [2] Youjian Zhang, Chaoyue Wang, Stephen J Maybank, and Dacheng Tao. Exposure trajectory recovery from motion blur. *IEEE Transactions on Pattern Analysis and Machine Intelligence*, 44(11):7490–7504, 2021.
- [3] Meiguang Jin, Givi Meishvili, and Paolo Favaro. Learning to extract a video sequence from a single motion-blurred image. In *Proceedings of the IEEE Conference on Computer Vision and Pattern Recognition*, pages 6334–6342, 2018.
- [4] Zhihang Zhong, Mingdeng Cao, Xiang Ji, Yinqiang Zheng, and Imari Sato. Blur interpolation transformer for real-world motion from blur. In *Proceedings of the IEEE/CVF Conference on Computer Vision and Pattern Recognition*, pages 5713–5723, 2023.
- [5] Paul Green, Wenyang Sun, Wojciech Matusik, and Fredo Durand. Multi-aperture photography. In *Acm Siggraph 2007 Papers*, pages 68–es. 2007.
- [6] Changyin Zhou and Shree Nayar. What are good apertures for defocus deblurring? In *2009 IEEE international conference on computational photography (ICCP)*, pages 1–8. IEEE, 2009.
- [7] Wei Liu, Xuefeng Yao, Yinji Ma, and Yanan Yuan. Design and application of a digital array high-speed camera system. *Optics and Lasers in Engineering*, 78:148–154, 2016.
- [8] Gemma Taverni, Diederik Paul Moeys, Chenghan Li, Celso Cavaco, Vasyl Motsnyi, David San Segundo Bello, and Tobi Delbruck. Front and back illuminated dynamic and active pixel vision sensors comparison. *IEEE Transactions on Circuits and Systems II: Express Briefs*, 65(5):677–681, 2018.
- [9] Cenek Albl, Zuzana Kukelova, Viktor Larsson, Michal Polic, Tomas Pajdla, and Konrad Schindler. From two rolling shutters to one global shutter. In *Proceedings of the IEEE/CVF Conference on Computer Vision and Pattern Recognition*, pages 2505–2513, 2020.
- [10] Jang-Su Hyeon, Sang-Hyeon Kim, and Hyeon-June Kim. A low-power cmos image sensor with multiple-column-parallel readout structure. *IEEE Journal of the Electron Devices Society*, 10:180–187, 2022.
- [11] Lei Sun, Christos Sakaridis, Jingyun Liang, Qi Jiang, Kailun Yang, Peng Sun, Yaozu Ye, Kaiwei Wang, and Luc Van Gool. Event-based fusion for motion deblurring with cross-modal attention. In *European conference on computer vision*, pages 412–428. Springer, 2022.
- [12] Chen Song, Qixing Huang, and Chandrajit Bajaj. E-cir: Event-enhanced continuous intensity recovery. In *Proceedings of the IEEE/CVF Conference on Computer Vision and Pattern Recognition*, pages 7803–7812, 2022.
- [13] Xiang Zhang and Lei Yu. Unifying motion deblurring and frame interpolation with events. In *Proceedings of the IEEE/CVF Conference on Computer Vision and Pattern Recognition*, pages 17765–17774, 2022.
- [14] Yunshan Qi, Lin Zhu, Yu Zhang, and Jia Li. E2nerf: Event enhanced neural radiance fields from blurry images. In *Proceedings of the IEEE/CVF International Conference on Computer Vision*, pages 13254–13264, 2023.
- [15] Yijia Guo, Liwen Hu, Yuanxi Bai, Jiawei Yao, Lei Ma, and Tiejun Huang. Spikegs: Reconstruct 3d scene captured by a fast-moving bio-inspired camera. In *Proceedings of the AAAI Conference on Artificial Intelligence*, volume 39, pages 3293–3301, 2025.

- [16] Kang Chen, Shiyang Chen, Jiyuan Zhang, Baoyue Zhang, Yajing Zheng, Tiejun Huang, and Zhaofei Yu. Spikereveal: Unlocking temporal sequences from real blurry inputs with spike streams. *Advances in Neural Information Processing Systems*, 37:62673–62696, 2024.
- [17] Gaole Dai, Zhenyu Wang, Qinwen Xu, Ming Lu, Wen Chen, Boxin Shi, Shanghang Zhang, and Tiejun Huang. Spikenvs: Enhancing novel view synthesis from blurry images via spike camera. *arXiv preprint arXiv:2404.06710*, 2024.
- [18] Bin Fan, Jiaoyang Yin, Yuchao Dai, Chao Xu, Tiejun Huang, and Boxin Shi. Spatio-temporal interactive learning for efficient image reconstruction of spiking cameras. *Advances in Neural Information Processing Systems*, 37:21401–21427, 2024.
- [19] Jin Han, Chu Zhou, Peiqi Duan, Yehui Tang, Chang Xu, Chao Xu, Tiejun Huang, and Boxin Shi. Neuromorphic camera guided high dynamic range imaging. In *Proceedings of the IEEE/CVF Conference on Computer Vision and Pattern Recognition*, pages 1730–1739, 2020.
- [20] Danijela Marković, Alice Mizrahi, Damien Querlioz, and Julie Grolier. Physics for neuromorphic computing. *Nature Reviews Physics*, 2(9):499–510, 2020.
- [21] Kaihao Zhang, Wenqi Ren, Wenhan Luo, Wei-Sheng Lai, Björn Stenger, Ming-Hsuan Yang, and Hongdong Li. Deep image deblurring: A survey. *International Journal of Computer Vision*, 130(9):2103–2130, 2022.
- [22] Fang Xu, Jinghong Liu, Yueming Song, Hui Sun, and Xuan Wang. Multi-exposure image fusion techniques: A comprehensive review. *Remote Sensing*, 14(3):771, 2022.
- [23] Yakun Chang, Chu Zhou, Yuchen Hong, Liwen Hu, Chao Xu, Tiejun Huang, and Boxin Shi. 1000 fps hdr video with a spike-rgb hybrid camera. In *Proceedings of the IEEE/CVF Conference on Computer Vision and Pattern Recognition*, pages 22180–22190, 2023.
- [24] Shiyang Chen, Jiyuan Zhang, Yajing Zheng, Tiejun Huang, and Zhaofei Yu. Enhancing motion deblurring in high-speed scenes with spike streams. *Advances in Neural Information Processing Systems*, 36:70279–70292, 2023.
- [25] Junjun Jiang, Chenyang Wang, Xianming Liu, and Jiayi Ma. Deep learning-based face super-resolution: A survey. *ACM Computing Surveys (CSUR)*, 55(1):1–36, 2021.
- [26] Xue Yuan, Xiaoli Hao, Houjin Chen, and Xueye Wei. Robust traffic sign recognition based on color global and local oriented edge magnitude patterns. *IEEE transactions on intelligent transportation systems*, 15(4):1466–1477, 2014.
- [27] Lin Zhu, Siwei Dong, Tiejun Huang, and Yonghong Tian. A retina-inspired sampling method for visual texture reconstruction. In *2019 IEEE International Conference on Multimedia and Expo (ICME)*, pages 1432–1437. IEEE, 2019.
- [28] Lin Zhu, Siwei Dong, Jianing Li, Tiejun Huang, and Yonghong Tian. Retina-like visual image reconstruction via spiking neural model. In *Proceedings of the IEEE/CVF Conference on Computer Vision and Pattern Recognition*, pages 1438–1446, 2020.
- [29] Yajing Zheng, Lingxiao Zheng, Zhaofei Yu, Tiejun Huang, and Song Wang. Capture the moment: High-speed imaging with spiking cameras through short-term plasticity. *IEEE Transactions on Pattern Analysis and Machine Intelligence*, 45(7):8127–8142, 2023.
- [30] Robin Rombach, Andreas Blattmann, Dominik Lorenz, Patrick Esser, and Björn Ommer. High-resolution image synthesis with latent diffusion models. In *Proceedings of the IEEE/CVF conference on computer vision and pattern recognition*, pages 10684–10695, 2022.
- [31] Diederik P Kingma, Max Welling, et al. Auto-encoding variational bayes, 2013.
- [32] Jia Deng, Wei Dong, Richard Socher, Li-Jia Li, Kai Li, and Li Fei-Fei. Imagenet: A large-scale hierarchical image database. In *2009 IEEE conference on computer vision and pattern recognition*, pages 248–255. Ieee, 2009.
- [33] Kaiming He, Xinlei Chen, Saining Xie, Yanghao Li, Piotr Dollár, and Ross Girshick. Masked autoencoders are scalable vision learners. In *Proceedings of the IEEE/CVF conference on computer vision and pattern recognition*, pages 16000–16009, 2022.
- [34] Mathilde Caron, Hugo Touvron, Ishan Misra, Hervé Jégou, Julien Mairal, Piotr Bojanowski, and Armand Joulin. Emerging properties in self-supervised vision transformers. In *Proceedings of the IEEE/CVF international conference on computer vision*, pages 9650–9660, 2021.
- [35] Maxime Oquab, Timothée Darcet, Théo Moutakanni, Huy Vo, Marc Szafraniec, Vasil Khalidov, Pierre Fernandez, Daniel Haziza, Francisco Massa, Alaaeldin El-Nouby, et al. Dinov2: Learning robust visual features without supervision. *arXiv preprint arXiv:2304.07193*, 2023.
- [36] Mahmoud Assran, Quentin Duval, Ishan Misra, Piotr Bojanowski, Pascal Vincent, Michael Rabbat, Yann LeCun, and Nicolas Ballas. Self-supervised learning from images with a joint-embedding predictive architecture. In *Proceedings of the IEEE/CVF Conference on Computer Vision and Pattern Recognition*, pages 15619–15629, 2023.

- [37] Katrina Drozdov, Ravid Shwartz-Ziv, and Yann LeCun. Video representation learning with joint-embedding predictive architectures. *arXiv preprint arXiv:2412.10925*, 2024.
- [38] Brian B Moser, Arundhati S Shanbhag, Federico Raue, Stanislav Frolov, Sebastian Palacio, and Andreas Dengel. Diffusion models, image super-resolution, and everything: A survey. *IEEE Transactions on Neural Networks and Learning Systems*, 2024.
- [39] Sicheng Gao, Xuhui Liu, Bohan Zeng, Sheng Xu, Yanjing Li, Xiaoyan Luo, Jianzhuang Liu, Xiantong Zhen, and Baochang Zhang. Implicit diffusion models for continuous super-resolution. In *Proceedings of the IEEE/CVF conference on computer vision and pattern recognition*, pages 10021–10030, 2023.
- [40] Jonathan Ho, Ajay Jain, and Pieter Abbeel. Denoising diffusion probabilistic models. *Advances in neural information processing systems*, 33:6840–6851, 2020.
- [41] Bahjat Kawar, Michael Elad, Stefano Ermon, and Jiaming Song. Denoising diffusion restoration models. *Advances in Neural Information Processing Systems*, 35:23593–23606, 2022.
- [42] Jing Zhao, Ruiqin Xiong, Hangfan Liu, Jian Zhang, and Tiejun Huang. Spk2imgnet: Learning to reconstruct dynamic scene from continuous spike stream. In *Proceedings of the IEEE/CVF Conference on Computer Vision and Pattern Recognition*, pages 11996–12005, 2021.
- [43] Yuan Zhang, Jian Cao, Jue Chen, Wenyu Sun, and Yuan Wang. Razor snn: efficient spiking neural network with temporal embeddings. In *International Conference on Artificial Neural Networks*, pages 411–422. Springer, 2023.
- [44] Rui Zhao, Ruiqin Xiong, Jian Zhang, Zhaoifei Yu, Shuyuan Zhu, Lei Ma, and Tiejun Huang. Spike camera image reconstruction using deep spiking neural networks. *IEEE Transactions on Circuits and Systems for Video Technology*, 34(6):5207–5212, 2023.
- [45] Shiyang Chen, Jiyuan Zhang, Yajing Zheng, Tiejun Huang, and Zhaoifei Yu. Enhancing motion deblurring in high-speed scenes with spike streams. *Advances in Neural Information Processing Systems*, 36:70279–70292, 2023.
- [46] Jiaming Song, Chenlin Meng, and Stefano Ermon. Denoising diffusion implicit models. *arXiv preprint arXiv:2010.02502*, 2020.
- [47] Dustin Podell, Zion English, Kyle Lacey, Andreas Blattmann, Tim Dockhorn, Jonas Müller, Joe Penna, and Robin Rombach. Sdxl: Improving latent diffusion models for high-resolution image synthesis. *arXiv preprint arXiv:2307.01952*, 2023.
- [48] Huiwen Chang, Han Zhang, Lu Jiang, Ce Liu, and William T Freeman. Maskgit: Masked generative image transformer. In *Proceedings of the IEEE/CVF conference on computer vision and pattern recognition*, pages 11315–11325, 2022.
- [49] Tianhong Li, Yonglong Tian, He Li, Mingyang Deng, and Kaiming He. Autoregressive image generation without vector quantization. *Advances in Neural Information Processing Systems*, 37:56424–56445, 2024.
- [50] Alexey Dosovitskiy, Lucas Beyer, Alexander Kolesnikov, Dirk Weissenborn, Xiaohua Zhai, Thomas Unterthiner, Mostafa Dehghani, Matthias Minderer, Georg Heigold, Sylvain Gelly, et al. An image is worth 16x16 words: Transformers for image recognition at scale. *arXiv preprint arXiv:2010.11929*, 2020.
- [51] Li Ma, Xiaoyu Li, Jing Liao, Qi Zhang, Xuan Wang, Jue Wang, and Pedro V Sander. Deblur-nerf: Neural radiance fields from blurry images. In *Proceedings of the IEEE/CVF conference on computer vision and pattern recognition*, pages 12861–12870, 2022.
- [52] Seungjun Nah, Tae Hyun Kim, and Kyoung Mu Lee. Deep multi-scale convolutional neural network for dynamic scene deblurring. In *Proceedings of the IEEE conference on computer vision and pattern recognition*, pages 3883–3891, 2017.
- [53] Meiguang Jin, Givi Meishvili, and Paolo Favaro. Learning to extract a video sequence from a single motion-blurred image. In *Proceedings of the IEEE Conference on Computer Vision and Pattern Recognition*, pages 6334–6342, 2018.
- [54] Youjian Zhang, Chaoyue Wang, Stephen J Maybank, and Dacheng Tao. Exposure trajectory recovery from motion blur. *IEEE Transactions on Pattern Analysis and Machine Intelligence*, 44(11):7490–7504, 2021.
- [55] Zhihang Zhong, Mingdeng Cao, Xiang Ji, Yinqiang Zheng, and Imari Sato. Blur interpolation transformer for real-world motion from blur. In *Proceedings of the IEEE/CVF Conference on Computer Vision and Pattern Recognition*, pages 5713–5723, 2023.
- [56] Kang Chen and Lei Yu. Motion deblur by learning residual from events. *IEEE Transactions on Multimedia*, 26:6632–6647, 2024.
- [57] Fang Xu, Lei Yu, Bishan Wang, Wen Yang, Gui-Song Xia, Xu Jia, Zhendong Qiao, and Jianzhuang Liu. Motion deblurring with real events. In *Proceedings of the IEEE/CVF International Conference on Computer Vision*, pages 2583–2592, 2021.

- [58] Lei Sun, Christos Sakaridis, Jingyun Liang, Peng Sun, Jiezhong Cao, Kai Zhang, Qi Jiang, Kaiwei Wang, and Luc Van Gool. Event-based frame interpolation with ad-hoc deblurring. In *Proceedings of the IEEE/CVF Conference on Computer Vision and Pattern Recognition*, pages 18043–18052, 2023.
- [59] Junwei Zhao, Shiliang Zhang, Lei Ma, Zhaofei Yu, and Tiejun Huang. Spikingsim: A bio-inspired spiking simulator. In *2022 IEEE International Symposium on Circuits and Systems (ISCAS)*, pages 3003–3007. IEEE, 2022.
- [60] Yajing Zheng, Lingxiao Zheng, Zhaofei Yu, Boxin Shi, Yonghong Tian, and Tiejun Huang. High-speed image reconstruction through short-term plasticity for spiking cameras. In *Proceedings of the IEEE/CVF Conference on Computer Vision and Pattern Recognition*, pages 6358–6367, 2021.
- [61] Wenming Weng, Yueyi Zhang, and Zhiwei Xiong. Event-based video reconstruction using transformer. In *Proceedings of the IEEE/CVF International Conference on Computer Vision*, pages 2563–2572, 2021.
- [62] Burak Ercan, Onur Eker, Canberk Saglam, Aykut Erdem, and Erkut Erdem. Hypere2vid: Improving event-based video reconstruction via hypernetworks. *IEEE Transactions on Image Processing*, 2024.
- [63] Jiyuan Zhang, Shanshan Jia, Zhaofei Yu, and Tiejun Huang. Learning temporal-ordered representation for spike streams based on discrete wavelet transforms. In *Proceedings of the AAAI Conference on Artificial Intelligence*, volume 37, pages 137–147, 2023.
- [64] Richard Zhang, Phillip Isola, Alexei A Efros, Eli Shechtman, and Oliver Wang. The unreasonable effectiveness of deep features as a perceptual metric. In *CVPR*, 2018.
- [65] Anish Mittal, Rajiv Soundararajan, and Alan C Bovik. Making a “completely blind” image quality analyzer. *IEEE Signal processing letters*, 20(3):209–212, 2012.
- [66] Anish Mittal, Anush Krishna Moorthy, and Alan Conrad Bovik. No-reference image quality assessment in the spatial domain. *IEEE Transactions on image processing*, 21(12):4695–4708, 2012.
- [67] Ben Mildenhall, Pratul P Srinivasan, Matthew Tancik, Jonathan T Barron, Ravi Ramamoorthi, and Ren Ng. Nerf: Representing scenes as neural radiance fields for view synthesis. *Communications of the ACM*, 65(1):99–106, 2021.
- [68] Bernhard Kerbl, Georgios Kopanas, Thomas Leimkühler, and George Drettakis. 3d gaussian splatting for real-time radiance field rendering. *ACM Trans. Graph.*, 42(4):139–1, 2023.
- [69] Wenbo Chen and Ligang Liu. Deblur-gs: 3d gaussian splatting from camera motion blurred images. *Proceedings of the ACM on Computer Graphics and Interactive Techniques*, 7(1):1–15, 2024.
- [70] Yijia Guo, Yuanxi Bai, Liwen Hu, Mianzhi Liu, Ziyi Guo, Lei Ma, and Tiejun Huang. Spike-nerf: Neural radiance field based on spike camera. In *2024 IEEE International Conference on Multimedia and Expo (ICME)*, pages 1–6. IEEE, 2024.
- [71] Hyeonjun Sim, Jihyong Oh, and Munchurl Kim. Xvfi: extreme video frame interpolation. In *Proceedings of the IEEE/CVF international conference on computer vision*, pages 14489–14498, 2021.

A Experiment Setups

A.1 Baselines

Conditional Video Deblurring

- Jin et al. [53] proposed LEVS, which tackled the extraction of a video sequence from a single motion-blurred image by proposing a deep learning scheme that sequentially reconstructs pairs of frames using loss functions invariant to their temporal order.
- Zhang et al. [54] proposed MotionETR, focusing on recovering dense, potentially non-linear exposure trajectories from a motion-blurred image by proposing a novel motion offset estimation framework to model pixel-wise displacements over time.
- Zhong et al. [55] addressed real-world motion recovery from blur (joint deblurring and interpolation) by introducing a Blur Interpolation Transformer (BiT) that utilizes multi-scale residual Swin Transformer blocks and temporal supervision strategies.
- Sun et al. [58] worked on event-based video frame interpolation with the capability of ad-hoc deblurring for both sharp and blurry input frames, using a bidirectional recurrent network (REFID) that adaptively fuses image and event information.
- Xu et al. [57] tackled motion deblurring using real-world event data through a self-supervised learning framework (RED-Net) that leverages event-predicted optical flow for blur and photometric consistency constraints.

- Chen and Yu [56] addressed event-based motion deblurring by proposing a Two-stage Residual-based Motion Deblurring (TRMD) framework, which first estimates an intensity residual sequence from events and then uses it to reconstruct sharp frames from the blurry image.
- Chen et al. [45] aimed at enhancing motion deblurring in high-speed scenes by proposing SpkDeblurNet, a model that leverages spike streams as auxiliary cues and employs content-aware motion magnitude attention and transposed cross-attention fusion for RGB-spike data integration.
- Chen et al. [16] (SpikeReveal) focused on unlocking temporal sequences of sharp images from real blurry inputs assisted by spike streams, using a self-supervised spike-guided deblurring model (S-SDM) that explores theoretical relationships between the modalities.

Dense Frame Reconstruction

- Zhu et al. [27] addressed visual texture reconstruction from spike streams by proposing a retina-inspired sampling method (TFP and TFI) and associated spike stream decoding techniques.
- Zheng et al. [60] tackled high-speed image reconstruction from spiking cameras by introducing novel models (TFSTP and TFMDSTP) based on the short-term plasticity (STP) mechanism of the brain.
- Zhang et al. [63] focused on learning effective temporal-ordered representations for spike streams by proposing a Wavelet-Guided Spike Enhancing (WGSE) paradigm that utilizes discrete wavelet transforms.
- Zhao et al. [42] developed Spk2ImgNet, a spike-to-image neural network, to learn the reconstruction of dynamic scenes from continuous spike streams generated by spiking cameras.
- Zhao et al. [44] proposed SSIR to address spike camera image reconstruction by employing deep Spiking Neural Networks (SNNs), aiming for comparable performance to state-of-the-art methods but with lower computational costs.
- Fan et al. [18] tackled efficient image reconstruction for spiking cameras by proposing a spatio-temporal interactive reconstruction network (STIR) that jointly performs inter-frame feature alignment and intra-frame feature filtering in a coarse-to-fine manner.
- Ercan et al. [62] aimed to improve event-based video reconstruction by proposing HyperE2VID, a dynamic neural network architecture that uses hypernetworks to generate per-pixel adaptive filters guided by a context fusion module.
- Weng et al. [61] addressed event-based video reconstruction by proposing ET-Net, a hybrid CNN-Transformer framework designed to leverage both fine local information from CNNs and global context from Transformers.

Novel-View Synthesis

- Kerbl et al. [68] introduced 3D Gaussian Splatting for real-time, high-quality radiance field rendering by representing scenes as a collection of 3D Gaussians optimized from sparse points and rasterized efficiently.
- Ma et al. [51] addressed the reconstruction of Neural Radiance Fields (NeRFs) from blurry images by proposing Deblur-NeRF, which simulates the blurring process using a deformable sparse kernel module within an analysis-by-synthesis framework.
- Chen and Liu [69] tackled 3D scene reconstruction using Gaussian Splatting from camera motion-blurred images (Deblur-GS) by jointly optimizing 3D Gaussian parameters and the camera’s motion trajectory during exposure time.
- Guo et al. [70] proposed Spike-NeRF, the first Neural Radiance Field based method for 3D reconstruction and novel view synthesis of high-speed scenes using continuous spike streams from a moving spike camera, incorporating spike masks and a specialized loss function.

- Guo et al. [15] developed SpikeGS to reconstruct 3D scenes from Bayer-pattern spike streams captured by a fast-moving bio-inspired camera by integrating spike data into the 3D Gaussian Splatting pipeline using accumulation rasterization and interval supervision.

A.2 Datasets

Pre-Training We utilize the complete training set from ImageNet [32] to synthesize spike-RGB pairs. ImageNet comprises 1,000 categories, with each category containing approximately 1,000 RGB images, resulting in a total of roughly 1 million images. For each clear RGB image, we transform it into a blurred image and an 8-frame spike stream. The RGB blur kernel is configured as 40×40 , and the coverage rate of the spike stream is set to 0.1. The Dataset and Dataloader code are provided in the supplementary materials.

Conditional Video Deblurring To facilitate a quantitative analysis of our spike-assisted motion deblurring performance, we constructed a synthetic dataset leveraging the commonly adopted GO-PRO [52] dataset. The process commenced with the application of the XVFI [71] interpolation algorithm, which served to augment the video data by generating seven additional intermediate frames between every pair of successive sharp images. For the creation of spike streams that faithfully mimic real-world sensor data, the interpolated video sequences were first spatially downsampled to a 320×180 resolution, followed by simulation using a dedicated spike simulator [59]. To replicate the effects of real-world motion blur, each blurry input frame was then synthesized through the averaging of 97 consecutive frames from these upsampled video sequences.

Dense Frame Reconstruction Following STIR [18], the SREDS dataset, a recently introduced collection that was synthesized from the established REDS [57] dataset. This dataset is organized into 240 distinct scenes for training and 30 separate scenes for testing. Each scene consists of 24 sequential frames, with every frame being accompanied by a corresponding spike stream ($N=20$) that is centrally aligned to it. The spatial resolution for this data is 1280×720 pixels. In preparation for training, we crop each scene into non-overlapping patches of 96×96 pixels, which yields a total of 21,840 patches. To evaluate our model’s effectiveness, we employ real-world captured data. This validation set includes the “momVidarReal2021” [28] publicly accessible dataset, which has a resolution of 400×250 and features significant object and camera motion at high speeds (this dataset has also been previously employed in other studies).

Novel-View Synthesis We use the same dataset used in SpikeGS [15]. It first contains the Blender dataset presented by NeRF [67], this dataset comprises path-traced images of eight objects characterized by intricate geometry and realistic non-Lambertian materials. For six of these objects, viewpoints were sampled across the upper hemisphere, while the other two were rendered from viewpoints covering a full sphere. For every scene in this dataset, 100 views are rendered to serve as input and 200 views for testing purposes, all at an 800×800 pixel resolution. The second one is the Blender dataset presented by DeblurNeRF [51]. This dataset synthesized five distinct scenes, with multi-view cameras manually positioned to simulate realistic data capture conditions. To create images with camera motion blur, it first introduced random perturbations to the camera poses and then performed linear interpolation between the original and perturbed poses for each view; images rendered from these interpolated poses were subsequently blended in linear RGB space to form the final blurry images.

A.3 Metrics

Several metrics are commonly used to evaluate the quality of images, differing in whether they require a reference (Full-Reference, FR) or operate without one (No-Reference, NR).

Peak Signal-to-Noise Ratio (PSNR) is an FR metric that measures image fidelity based on the Mean Squared Error (MSE) between a reference image I and a processed image K , both of size $m \times n$. A higher PSNR generally indicates better reconstruction quality. It is defined as:

$$MSE = \frac{1}{m \cdot n} \sum_{i=0}^{m-1} \sum_{j=0}^{n-1} [I(i, j) - K(i, j)]^2 \quad (4)$$

$$PSNR = 10 \cdot \log_{10} \left(\frac{MAX_I^2}{MSE} \right) \quad (5)$$

where MAX_I is the maximum possible pixel value of the image (e.g., 255 for 8-bit images).

Structural Similarity Index Measure (SSIM) is another FR metric designed to better align with human perception of image quality by considering changes in structural information, luminance, and contrast. For two image windows x and y , SSIM is calculated as:

$$SSIM(x, y) = \frac{(2\mu_x\mu_y + c_1)(2\sigma_{xy} + c_2)}{(\mu_x^2 + \mu_y^2 + c_1)(\sigma_x^2 + \sigma_y^2 + c_2)} \quad (6)$$

where μ_x, μ_y are the local means, σ_x^2, σ_y^2 are the local variances, σ_{xy} is the local covariance, and c_1, c_2 are small constants to stabilize the division. The overall SSIM is typically the average of local SSIM values. Higher SSIM values (closer to 1) indicate greater similarity.

Learned Perceptual Image Patch Similarity (LPIPS), proposed by Zhang et al. [64], is an FR metric that aims to better reflect human perceptual judgments by comparing deep features extracted from images using pre-trained convolutional neural networks. The distance d between a reference image x_0 and a distorted image x is computed by summing the L2 distances of their feature activations \hat{y}_1^l, \hat{y}_0^l (normalized and channel-wise scaled by w_l) across different layers l of a network:

$$d(x, x_0) = \sum_l \frac{1}{H_l W_l} \sum_{h,w} ||w_l \odot (\hat{y}_{hw}^l - \hat{y}_{0hw}^l)||_2^2 \quad (7)$$

Lower LPIPS scores indicate higher perceptual similarity.

Natural Image Quality Evaluator (NIQE), introduced by Mittal et al. [65], is an NR (blind) IQA metric. It operates by constructing a model based on natural scene statistics (NSS) extracted from a corpus of pristine natural images. The quality of a test image is then measured by the distance between the NSS features extracted from it and the pristine model. NIQE does not require training on human opinion scores of distorted images. Lower NIQE scores suggest better perceptual quality, closer to natural image statistics. The core idea involves fitting a multivariate Gaussian model to features derived from patches of natural images and then measuring the deviation of test image patch features from this model.

Blind/Referenceless Image Spatial Quality Evaluator (BRISQUE), developed by Mittal et al. [66], is another NR IQA model that operates in the spatial domain. It quantifies the loss of "naturalness" in an image by analyzing deviations in its locally normalized luminance coefficients (specifically, Mean Subtracted Contrast Normalized - MSCN coefficients) from statistical models of natural images. Features derived from the MSCN coefficient distributions are used to train a Support Vector Regressor (SVR) to predict a subjective quality score. Lower BRISQUE scores generally indicate better quality.

A.4 Code-Bases

Pre-Training Our code is based on the implementation of MAR [49].

Link: <https://github.com/LTH14/mar>

Conditional Video Deblurring Our code is based on the implementation of S-SDM [16].

Link: <https://github.com/chenkang455/S-SDM>

Dense Frame Reconstruction Our code is based on the implementation of STIR [18].

Link: <https://github.com/GitCVfb/STIR>

Novel-View Synthesis Our code is based on the implementation of SpikeGS [15].

Link: <https://github.com/yijiagu02/SpikeGS>

B Training Configurations

All experiments were carried out on eight A800 GPUs, utilizing AdamW as the optimizer with a weight decay rate of 0.05. The training schedule was configured to include a warm-up phase

(spanning 10% of the total epochs), during which the learning rate increased from $1e-8$ to the target value, followed by a cosine decay to a minimum learning rate of $1e-6$.

B.1 Model

All the results are conducted with the same model hyperparameters listed in Table 5

Table 5: Hyperparameters for SpikeGen model

Parameter	Value
encoder_embed_dim	768
encoder_depth	12
encoder_num_heads	12
decoder_embed_dim	768
decoder_depth	12
decoder_num_heads	12
mlp_ratio	4
norm_layer	partial(nn.LayerNorm, eps= 10^{-6})
max_position_embeddings	2048
RoPE base	10000

B.2 Training

We listed the hyperparameters for pre-training and fine-tuning in Table 6, covering the necessary hyperparameters which is not explicitly outlined in our codebases.

Table 6: Training Hyperparameters

Parameter	ImageNet	GOPRO	SREDS	Blender
Learning Rate	1.00×10^{-4}	1.00×10^{-4}	1.00×10^{-4}	1.00×10^{-5}
Epoch	10	100	150	500
Batch Size	64	32	64	32
Blur Kernel Size	40×40	40×40	40×40	40×40
Blur Kernel #	8	8	8	8
Spike Frame #	8	8	24	8




Figure 6: Extra Experiments: In-domain Generalization for Conditional Image Deblurring

C Additional Results

C.1 Generalization on ImageNet

We present extra visualization results as an extended support for the discussion in Section 4.1.

C.2 Conditional Video Deblurring

As the conclusion elaborated in detail in the main text, introducing the spike modality can greatly alleviate the ambiguity of deblurring images, thus avoiding falling into the "sharpness trap" of single RGB modality deblurring. In Figure 7, we demonstrate that this property can be successfully transferred to downstream tasks. We can observe that, regardless of the sparsity of the introduced spikes (controlled by V_{th}), the final deblurring results are superior to those relying on a single RGB modality. Moreover, as V_{th} decreases (indicating denser spike information), this improvement becomes more pronounced. From the visualization results, we can also see that although the overall texture is similar, introducing the spike modality can significantly enhance the restoration details.

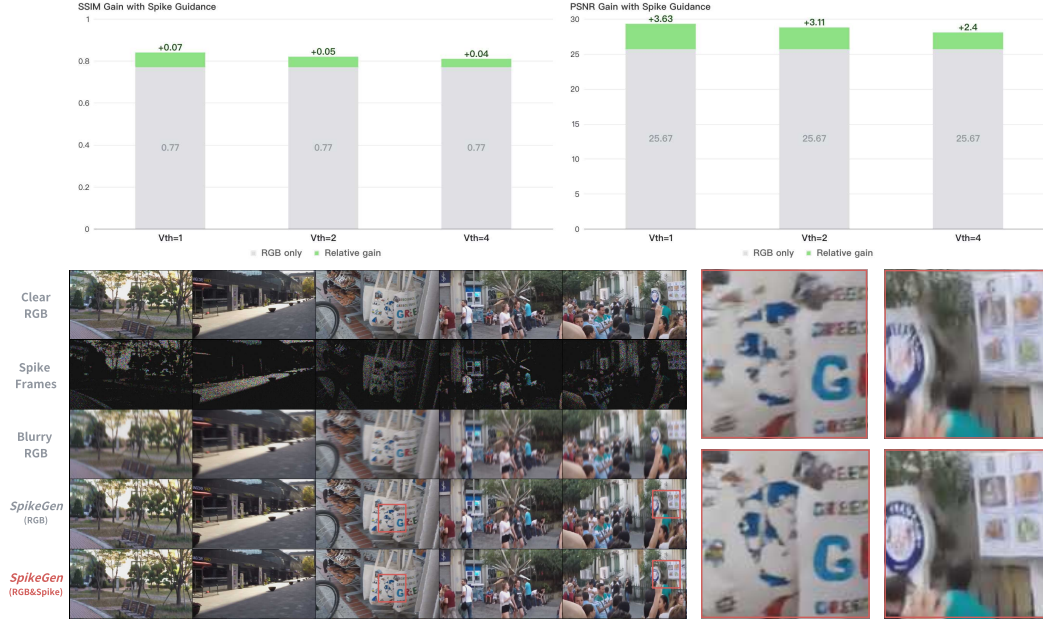


Figure 7: Ablation Study: Modality Control on SpikeGen with GOPRO Dataset

Table 7: Ablation Study: Pseudo Dense Frame Control on SpikeGen

	Dataset: <i>SREDS</i> (Synthetic) [44]					Dataset: <i>momVidar2021</i> (Real) [28]	
Methods	PSNR \uparrow	SSIM \uparrow	LPIPS \downarrow	NIQE \downarrow	BRISQUE \downarrow	NIQE \downarrow	BRISQUE \downarrow
<i>TFP</i> (ICME19) [27]	25.35	0.69	0.26	5.97	43.07	9.34	45.20
<i>TFI</i> (ICME19) [27]	18.50	0.64	0.26	4.52	44.93	10.10	58.31
<i>SpikeGen</i> (Spike)	33.62	0.94	0.05	3.11	15.37	5.70	22.03
<i>SpikeGen</i> (TFI&Spike)	37.19	0.96	0.04	3.24	15.92	5.60	16.76
<i>SpikeGen</i> (TFP&Spike)	39.25	0.98	0.01	2.83	14.99	5.33	15.97

C.3 Dense Frame Reconstruction

We mentioned in the main text that using the results of TFP as pseudo-dense frames can significantly improve the performance of the model, and we further demonstrated this in Table 7. When relying solely on spike streams, the model has difficulty directly fusing spatially sparse binary spike streams. Especially when the number of spike frames is insufficient. However, simply increasing the number of spike frames means that the model needs to multiply the inference consumption. Therefore, using the results of TFP as pseudo-dense frames is a good balancing operation. When using 1/4 of the spike frames (we use 16 frames while STIR [18] uses 64 frames), we have improved the performance of SpikeGen to the state-of-the-art level, even though the focus of our work is not on single-modal tasks. To further verify our conclusion, we conducted a more extreme comparison. In Figure 8, we further reduced the number of spike frames to 8. In this case, STIR is unable to restore the spatial details of the object, while our method can still maintain a certain level of detail restoration, such as the texture of the floor tiles.

C.4 Novel-View Synthesis

We mentioned in the main text that our method is not an end-to-end model similar to SpikeGS [15]. However, we believe that this two-stage method also has potential advantages. For example, it can better leverage pre-trained priors and decouple the complexity of optimizing texture and perceptual fidelity. Therefore, we also compared the effects of using other spike processors for two-stage reconstruction. As shown in Table 8, although this two-stage method is feasible, it is not easy to achieve stable excellence. In the Object data, since the background (pure black) and objects are



Figure 8: Ablation Study: Stress Test under Limited Spike Information.

Table 8: Extra Experiments: Comparison to Other Two-Stage Methods

Dataset: <i>Blender</i>										
Methods	Dual Modality	Objects [67]			Out-Door [51]			Average		
		PSNR \uparrow	SSIM \uparrow	LPIPS \downarrow	PSNR \uparrow	SSIM \uparrow	LPIPS \downarrow	PSNR \uparrow	SSIM \uparrow	LPIPS \downarrow
<i>3DGS</i> (Clear) [68]	✗	33.31	0.96	0.05	30.27	0.91	0.10	31.79	0.94	0.07
<i>3DGS</i> (Blur) [68]	✗	26.95	0.88	0.12	23.38	0.69	0.45	25.16	0.78	0.28
<i>TFI</i> (3DGS) (ICME19) [60]	✓	29.97	0.92	0.11	26.96	0.82	0.25	29.92	0.84	0.14
<i>TFP</i> (3DGS) (ICME19) [27]	✓	30.11	0.92	0.09	27.51	0.76	0.36	29.14	0.80	0.22
<i>SpikeGen</i> (3DGS)	✓	31.81	0.94	0.07	28.26	0.89	0.13	30.04	0.92	0.10



Figure 9: Extra Experiments: Category Evaluation of SpikeGen on Blender Dataset

relatively simple, the other two-stage methods also perform well. However, in outdoor scenes, due to the complex background and tiny components, the performance of the other two-stage methods is greatly affected, while SpikeGen can still maintain a relatively stable performance. We further presented all the test contents on the two datasets and the specific metrics of our method in Figure 9.

D Limitations

Our work is a pioneer in using latent generative models for general visual spike stream processing. However, this also means that there is still much room for optimization in our work. A potential drawback is that the size of our current framework model is larger than that of some previous works. Moreover, with the introduction of the Transformer architecture and diffusion operations, our hardware requirements for inference are higher. Nevertheless, we have mitigated this disadvantage through designs such as removing the auto-regressive process in the original MAR and designing the S3 encoder to achieve a large latent compression ratio. We hope that subsequent work can further optimize and extend our ideas to other tasks.