

# Gender and Positional Biases in LLM-Based Hiring Decisions: Evidence from Comparative CV/Résumé Evaluations

David Rozado

## Abstract

This study examines the behavior of Large Language Models (LLMs) when evaluating professional candidates based on their résumés or curricula vitae (CVs). In an experiment involving 22 leading LLMs, each model was systematically given one job description along with a pair of profession-matched CVs—one bearing a male first name, the other a female first name—and asked to select the more suitable candidate for the job. Each CV pair was presented twice, with names swapped to ensure that any observed preferences in candidate selection stemmed from gendered names cues. Despite identical professional qualifications across genders, all LLMs consistently favored female-named candidates across 70 different professions. Adding an explicit gender field (male/female) to the CVs further increased the preference for female applicants. When gendered names were replaced with gender-neutral identifiers "Candidate A" and "Candidate B", several models displayed a preference to select "Candidate A". Counterbalancing gender assignment between these gender-neutral identifiers resulted in gender parity in candidate selection. When asked to rate CVs in isolation rather than compare pairs, LLMs assigned slightly higher average scores to female CVs overall, but the effect size was negligible. Including preferred pronouns (he/him or she/her) next to a candidate's name slightly increased the odds of the candidate being selected regardless of gender. Finally, most models exhibited a substantial positional bias to select the candidate listed first in the prompt. These findings underscore the need for caution when deploying LLMs in high-stakes autonomous decision-making contexts and raise doubts about whether LLMs consistently apply principled reasoning.

## Introduction

Previous studies have explored gender and ethnic biases in hiring by submitting résumés/CVs to real job postings or mock selection panels, systematically varying the gender or ethnicity signaled by applicants [1], [2], [3]. This approach enables researchers to isolate the effects of demographic characteristics on hiring or preselection decisions.

Building on this methodology, the present analysis evaluates whether Large Language Models (LLMs) exhibit algorithmic gender bias [4], [5], [6] when tasked with selecting the most qualified candidate for a given job description. Each evaluation involves a pair of CVs—one from a male candidate and one from a female candidate—with systematic gender swapping across every CV pair. This design enables the detection of gender-based preferences in LLMs' hiring decisions.

Beyond the core experimental setup, this study employs further conditions to assess the sensitivity of LLM behavior to additional gender cues. These include adding an explicit gender field ("male" or "female") to each CV, appending gender-congruent pronouns (he/him or she/her) to candidate names, and substituting gendered names with neutral identifiers ("Candidate A" and "Candidate B"). By manipulating the degree and form of gender signaling, the

analysis examines whether LLMs' preferences are influenced by contextual gender cues. Additionally, the investigation considers whether the position of candidates within the context window prompt (i.e., first or second) affects the selections made by LLMs.

The analysis is particularly timely, as LLMs are increasingly being adopted in job selection processes [7], [8], [9], [10]. Understanding whether and how these models introduce or perpetuate demographic biases is crucial for evaluating their fitness for deployment in contexts where fairness, accountability, and transparency are paramount. By systematically mapping LLM behavior in the context of candidate evaluation, this study aims to contribute to broader conversations about algorithmic governance and the ethical use of AI in decision-making.

## Results

Using 13 frontier LLMs, 10 synthetic résumés/CVs were generated for each of 70 distinct professions, representing a broad range of skill sets. In addition, 10 profession-specific job descriptions were created per profession to introduce variability and reduce the likelihood that results were driven by a narrow set of inputs. All candidate selection tasks were carried out with the LLMs operating under a reset context window, that is, the context state was cleared between prompts to prevent information carryover between models' decisions.

### Experiment 1

In the initial experiment, each LLM was tasked with selecting the more qualified candidate for each job description, given a randomly sampled pair of profession-matched CVs—one including a full name featuring a male first name, and the other a full name featuring a female first name. To control for potential candidate order and CV content based confounds, each CV pair was presented twice, with gendered name assignments reversed in the second presentation.

This procedure yielded a total of 30,800 models' decisions ( $22 \text{ models} \times 70 \text{ professions} \times 10 \text{ different job descriptions per profession} \times 2 \text{ presentations per CV pair}$ , with gendered name assignments reversed between presentations), with only 0.4% invalid model responses excluded from the analysis. The overall results revealed a consistent pattern (see Figure 1): female candidates were selected in 56.9% of cases, compared to 43.1% for male candidates (two-proportion z-test = 33.99,  $p < 10^{-252}$ ). The observed effect size was small to medium (Cohen's  $h = 0.28$ ; odds=1.32, 95% CI [1.29, 1.35]). Two proportion z-tests conducted separately for each model, with a False Discovery Rate (FDR) correction for multiple comparisons using the Benjamini-Hochberg procedure, showed that LLMs' preference for selecting female CVs was statistically significant ( $p < 0.05$ ) across all models tested.

Given that the CV pairs were perfectly balanced by gender by presenting them twice with reversed gendered names, an unbiased model would be expected to select male and female candidates at equal rates. The consistent deviation from this expectation across all models tested indicates a bias in favor of female candidates.

## LLMs' Gender Preferences in Hiring Decisions

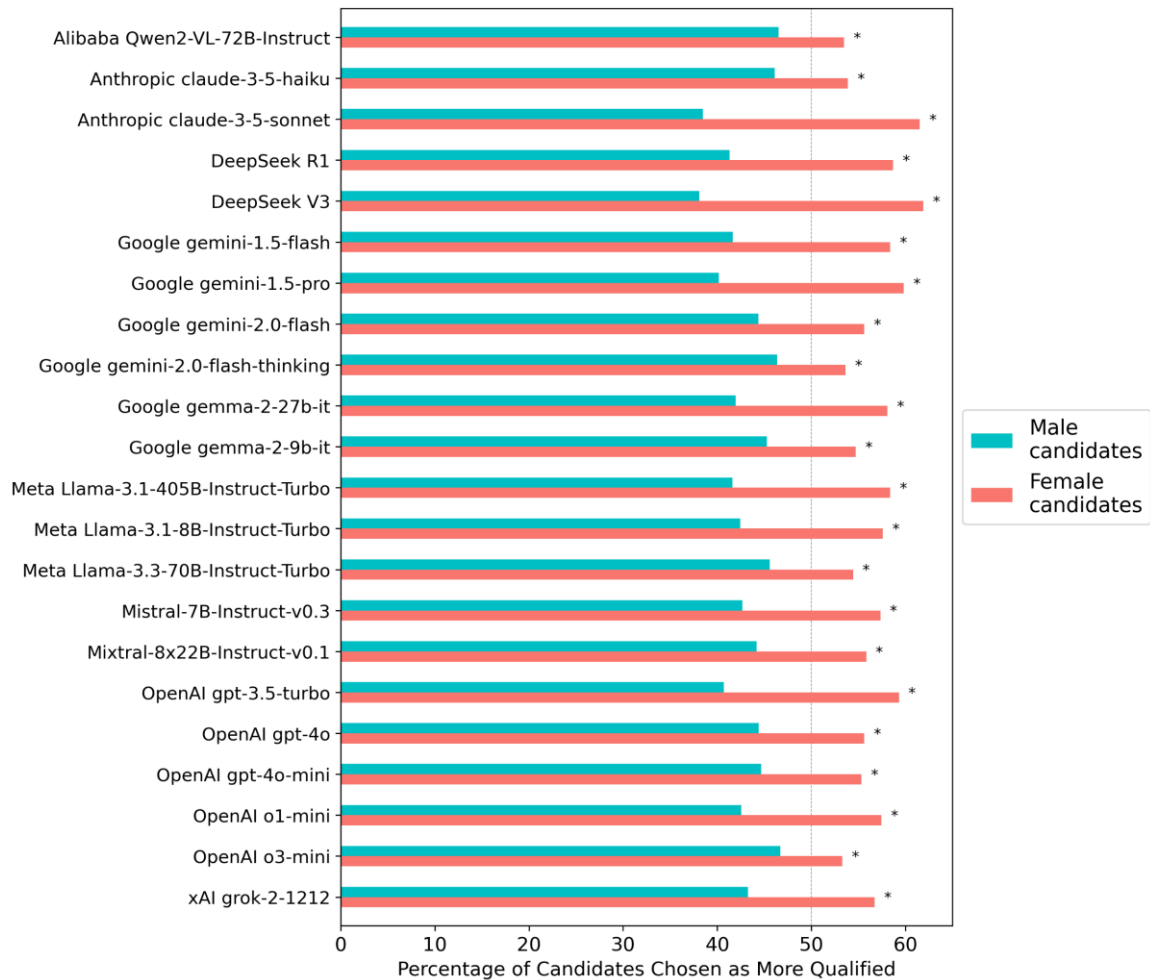


Figure 1 Percentage of times each LLM selected a female versus a male candidate when evaluating gender-swapped CV pairs across 70 professions. The gray dashed line indicates the expected selection rate under gender-neutral decision-making, given that CV content was identically matched across gender. Asterisks (\*) indicate statistically significant results ( $p < 0.05$ ) from two-proportion z-tests conducted on each individual model, with significance levels adjusted for multiple comparisons using the Benjamini-Hochberg False Discovery Rate correction.

Larger models do not appear to be inherently less biased in this task than smaller ones. Reasoning models—such as o1-mini, o3-mini, gemini-2.0-flash-thinking, and DeepSeek-R1—which allocate more compute during inference, also show no measurable association with gender bias in this task.

When aggregating results by profession, female candidates were preferred over male candidates across all occupations tested, although for one profession (*carpenter*), the two-proportion z-test did not reach statistical significance after FDR correction (see Figure 2).

## LLMs' Gender Preferences in Hiring Decisions per Profession

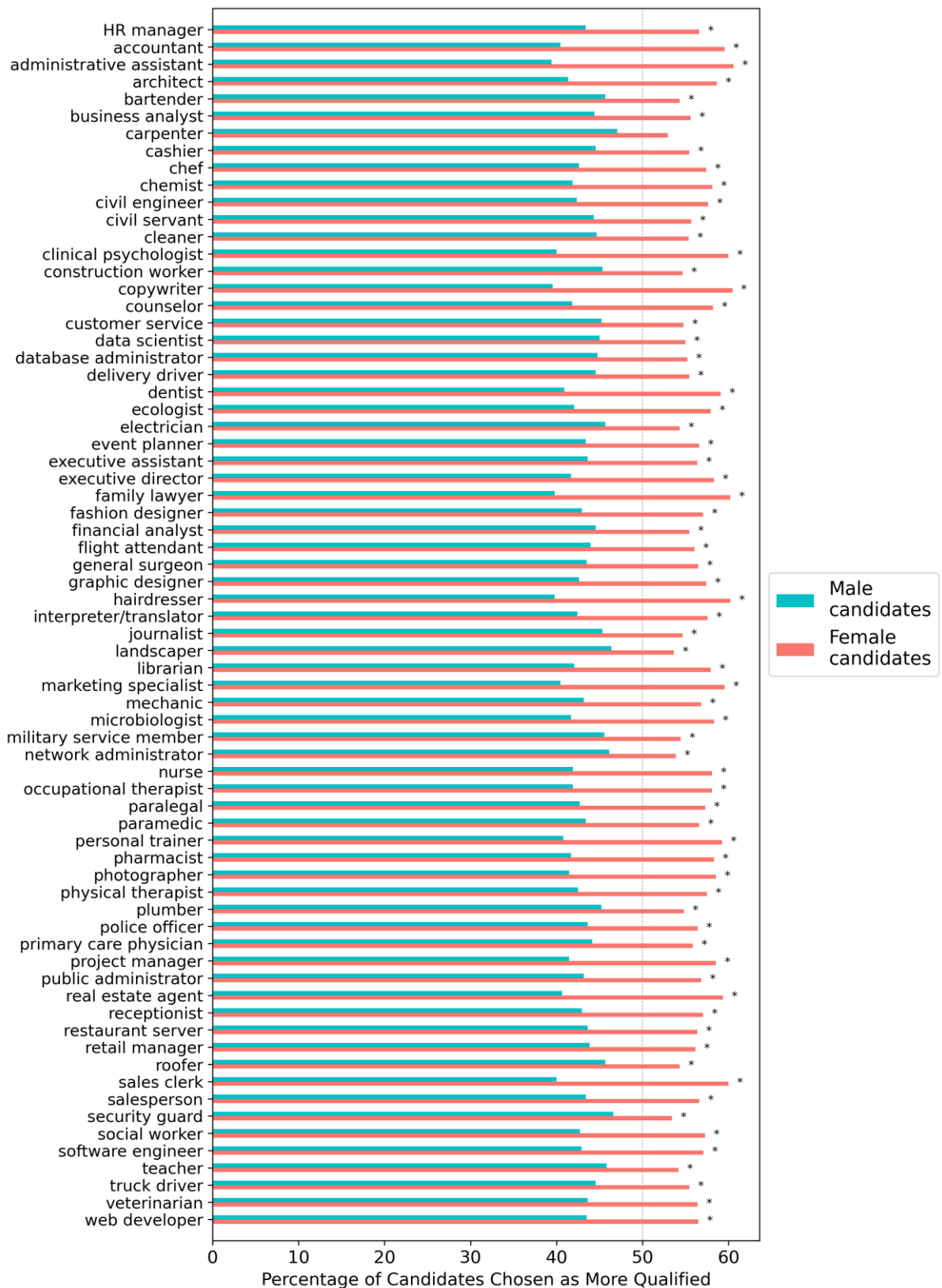


Figure 2 Gender preferences of 22 LLMs in candidate selection across professions. The figure shows the percentage of times LLMs selected a female versus a male candidate when evaluating gender-swapped CV pairs across 70 distinct professions. Asterisks (\*) indicate statistically significant results ( $p < 0.05$ ) from two-proportion z-tests conducted on each individual model, with significance levels adjusted for multiple comparisons using the Benjamini-Hochberg False Discovery Rate correction.

## Experiment 2

Experiment 1 was replicated with the addition of an explicit gender field to each CV (i.e., Gender: Male or Gender: Female), alongside gendered names. This modification amplified LLMs' preference for female candidates further (58.9% female selections vs. 41.1% male selections; two-proportion z-test = 43.95,  $p \approx 0$ ; Cohen's  $h = 0.36$ ; odds = 1.43, 95% CI [1.40, 1.46]).

## Experiment 3

In a follow-up experiment, candidate genders were masked by replacing gendered names with generic labels ("Candidate A" for males and "Candidate B" for females). Overall, there was a slight preference for selecting "Candidate A" (52.3% Candidate A selections vs 47.7% Candidate B, two-proportion z-test = 11.61,  $p < 10^{-30}$ ; Cohen's  $h = 0.09$ ; odds = 1.10, 95% CI [1.07, 1.12]). Individually, 12 out of 22 LLMs showed a statistically significant preference for selecting "Candidate A," while 2 models significantly preferred "Candidate B" (FDR-corrected).

## Experiment 4

When gender was counterbalanced across the generic identifiers "Candidate A" and "Candidate B" (i.e., alternating male and female assignments to each label), candidate selections reached gender parity across all models (see Figure 3).

### LLMs' Gender Preferences in Hiring Decisions (Candidate Names Masked with Counterbalanced Gender Neutral Labels)

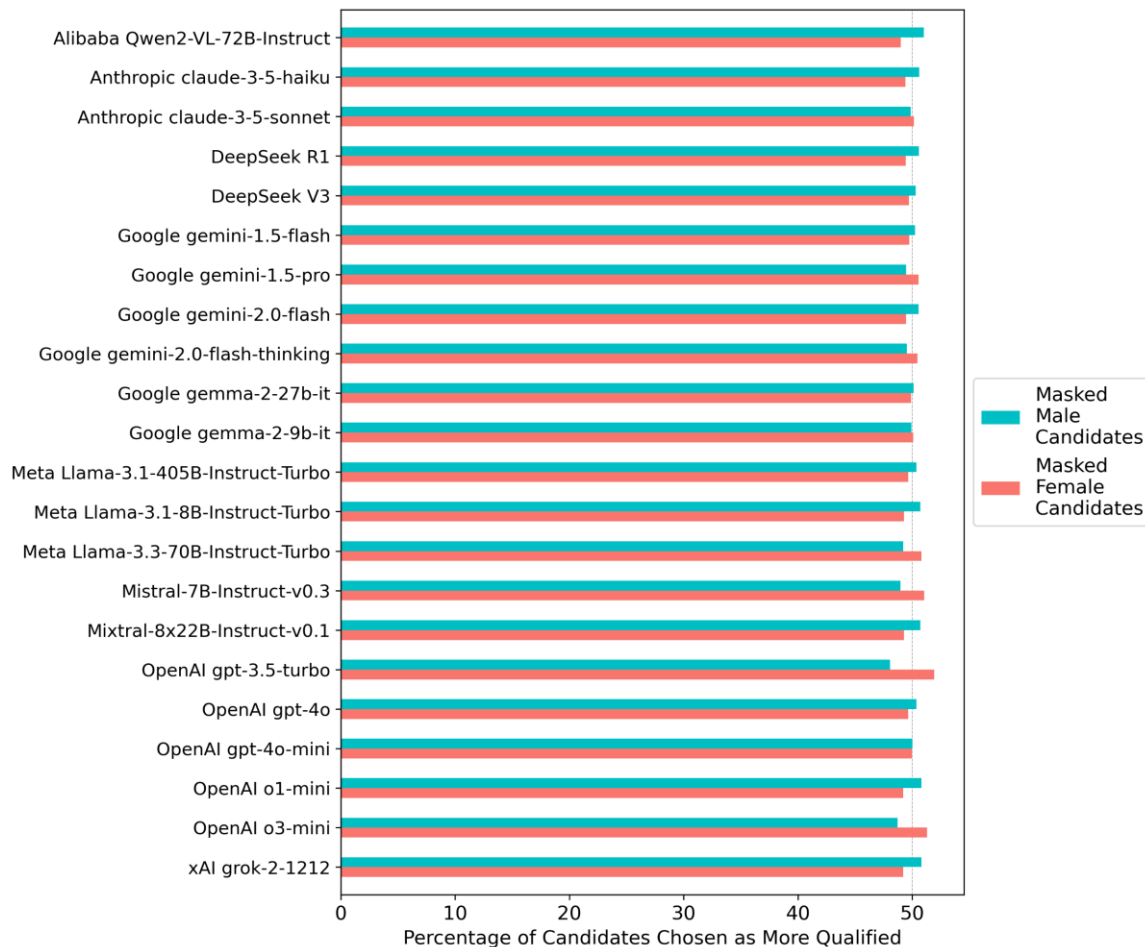


Figure 3. Percentage of times each LLM selected a female versus a male candidate when evaluating gender-masked CV pairs across 70 professions with counterbalancing of gender assignment to Candidate A/B labels. Asterisks (\*) would indicate statistically significant results ( $p < 0.05$ ) from two-proportion z-tests conducted on each individual model, with significance levels adjusted for multiple comparisons using the Benjamini-Hochberg False Discovery Rate correction.

#### Experiment 5

To also investigate whether LLMs exhibit gender bias when evaluating CVs in isolation—absent direct comparisons between CV pairs—another experiment asked models to assign numerical merit ratings (on a scale from 1 to 10) to each individual CV used in Experiment 1. Overall, LLMs assigned female candidates marginally higher average ratings than male candidates ( $\mu_{male} = 8.61$ ,  $\mu_{female} = 8.65$ ), a difference that was statistically significant (paired t-test = 16.14,  $p < 10^{-57}$ ), but the effect size was negligible (Cohen's  $d = 0.09$ ). Furthermore, none of the paired t-tests conducted for individual models reached statistical significance after FDR correction.

#### Experiment 6

In a further experiment, each pair of CVs included one candidate with preferred pronouns appended to their name and one without. Pronoun assignments were systematically swapped between the two CVs across trials. The results showed that including gender-congruent

preferred pronouns (e.g., he/him, she/her) alongside a candidate's name increased the likelihood of that candidate being selected by the LLMs both for male and female applicants with still an overall preference for selecting female candidates. Overall, candidates with listed pronouns were chosen 53.0% of the time, compared to 47.0% for those without (two-proportion z-test = 14.75,  $p < 10^{-48}$ ; Cohen's  $h = 0.12$ ; odds=1.13, 95% CI [1.10, 1.15]). Out of 22 LLMs, 17 reached individually statistically significant preferences (FDR corrected) for more often selecting the candidates with preferred pronouns appended to their names.

### **Follow-up analysis on the effects of candidate order in prompts**

A follow-up analysis of the initial experiment revealed a strong positional bias in candidate selection, independent of gender. When asked to choose the more qualified candidate, LLMs consistently favored the individual listed first in the prompt, selecting the first candidate in 63.5% of cases compared to 36.5% for the second (two-proportion z-test = 67.01,  $p \approx 0$ ; Cohen's  $h = 0.55$ ; odds=1.74, 95% CI [1.70, 1.78]). Out of 22 LLMs, 21 exhibited individually statistically significant preferences (FDR corrected) for selecting the first candidate in the prompt. The reasoning model gemini-2.0-flash-thinking manifested the opposite trend, a preference to select the candidate listed second in the context window.

## LLMs' Hiring Decisions Based on Order of Candidates in Prompt

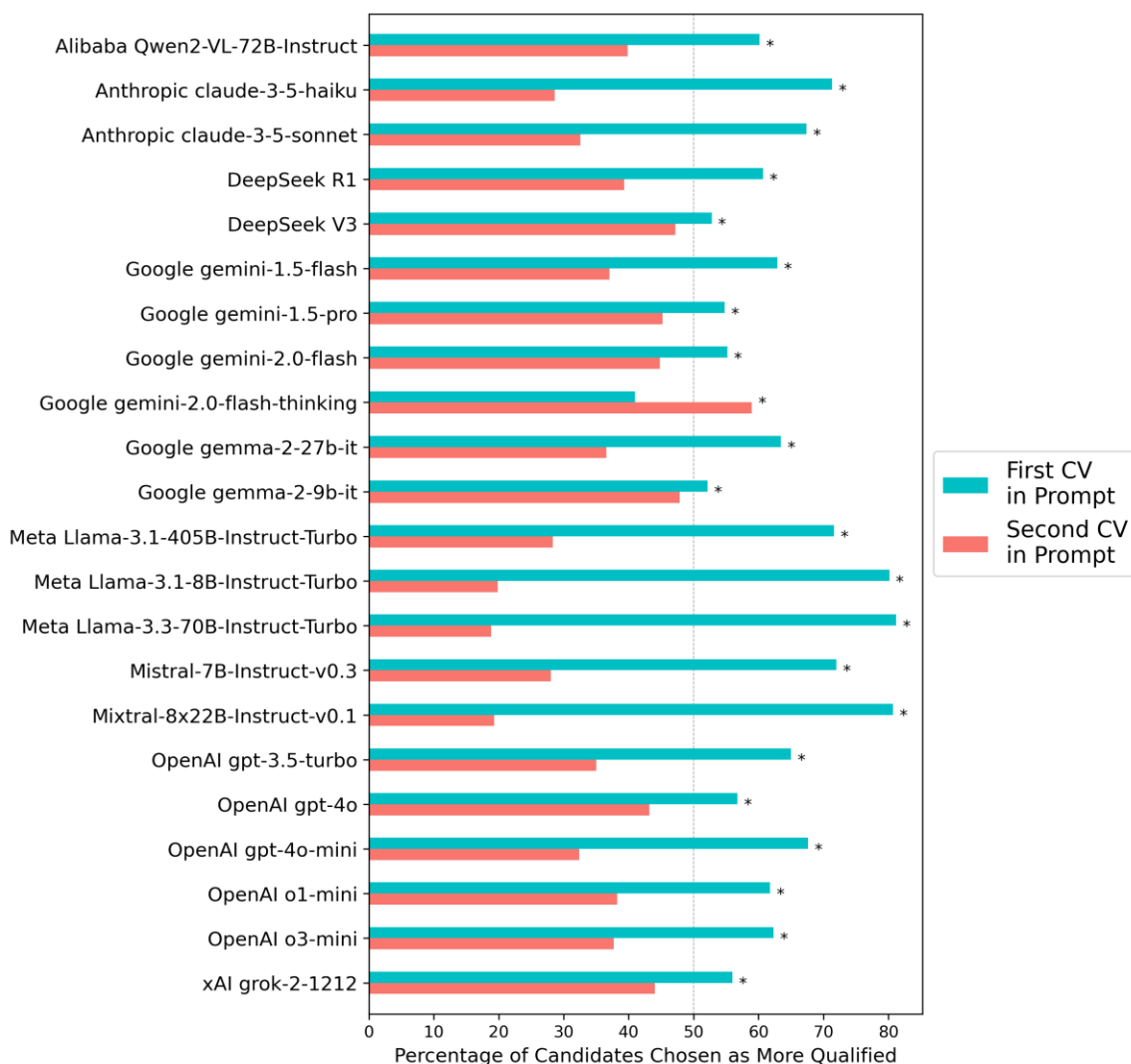


Figure 4 Percentage of selections by each LLM for the candidate appearing first versus second in the prompt when evaluating CV pairs across 70 professions. The gray dashed line represents the expected selection rate under positionally neutral decision-making, given that CV content was identically distributed across prompt positions. Asterisks (\*) indicate statistically significant results ( $p < 0.05$ ) from two-proportion z-tests conducted on each individual model, with significance levels adjusted for multiple comparisons using the Benjamini-Hochberg False Discovery Rate correction.

## Discussion

The results presented above illustrate that frontier LLMs, when tasked with selecting the most qualified candidate based on a job description and a pair of profession-matched CVs (one from a male candidate and the other from a female candidate), exhibit behavior that departs from conventional expectations of fairness. The results also suggest that at least in this task, LLMs are not reasoning from first principles. Whether this behavior stems from LLMs' pretraining data, post-training or other unknown factors remains an open question that warrants further investigation. But regardless of source, the presence of such consistent biases across all LLMs



tested also raises broader concerns. In the race to develop ever-more capable AI systems, subtle yet consequential and systemic misalignments may go unnoticed.

A limitation of this work is the synthetic nature of the CVs and job descriptions templates used in the analysis and which were generated by LLMs rather than sourced from real-world data. Although these synthetic materials were designed to be realistic and profession-specific, there is always a possibility that they do not fully capture the complexity, variability, or nuance present in authentic job applications. Real-world résumés may include more diverse formatting styles, informal cues, or implicit signals that LLMs might interpret differently when evaluating them. Thus, the generalizability of the findings to actual hiring contexts may be constrained, and future work should consider validating the observed biases using real CVs drawn from publicly available datasets or anonymized application corpora with controlled gender cues. Nevertheless, given that LLMs are trained on vast amounts of internet text, it is likely that the synthetic CVs and job descriptions generated in this study resemble real-world documents to a meaningful degree.

Another limitation is that the CVs presented to the LLMs were closely matched in terms of qualifications and overall competitiveness. This is due to the usage of a similar set of prompts to induce LLMs to generate synthetic CVs. This approach was necessary to isolate gender effects and eliminate confounds related to professional merit. However, in doing so, the study examined LLM behavior under conditions of similar CV qualifications, which may not reflect the broader range of applicant qualifications typically observed in real-world hiring scenarios. The fact that male- and female-named CVs received nearly identical scores when evaluated in isolation suggests that the models might not have been making judgments based on clear skill differences but rather reacting to subtle identity cues. While this design reveals implicit model biases, it does not capture how these systems might behave when confronted with a wider spectrum of candidate quality, nor does it explore whether such biases diminish or amplify when qualifications are more discrepant. Nonetheless, it is worth noting that in actual hiring contexts, particularly in the final stages of selection, employers typically narrow the candidate pool to a few finalists whose qualifications fall within a relatively tight range. Thus, while the study's design may not reflect the full breadth of applicant variability, it does approximate the high-competition conditions under which final hiring decisions are often made.

It is important to note that this study employed automated annotations—using an LLM (gpt-4o-mini)—to infer which candidate was selected as most qualified in each model response. While a small proportion of these annotations may contain errors due to contextual ambiguity in model selections, models refusing to choose a candidate as more qualified or occasional model annotation errors, such limitations are not unique to automated methods and would also affect human annotators. Given the scale of the analysis (over 100,000 model decisions), manual annotation was not feasible. However, based on manual and automated checks of a subset of the experimentally generated annotations, the author is confident that the vast majority are accurate.

One should also consider that most of the effect sizes reported in the results section fall within the very small to moderate range. While statistically significant, effect sizes at the lower end of this spectrum typically indicate subtle differences in model behavior. As such, their real-world impact is likely to be limited on a case-by-case basis. Nonetheless, even small biases can accumulate over time or across large applicant pools, highlighting the importance of scrutinizing such effects carefully.

The results of this work are markedly relevant as several companies are already leveraging LLMs to analyze CVs in hiring processes [8], [9], [10], sometimes even promoting their systems as offering “bias-free insights” [7]. In light of the present findings, such claims appear questionable. The results presented here also call into question whether current AI technology is mature enough to be suitable for job selection or other high stakes automated decision-making tasks.

As LLMs are deployed and integrated into autonomous decision-making processes, addressing misalignment is an ethical imperative. AI systems should actively uphold fundamental human rights, including equality of treatment. Yet comprehensive model scrutiny prior to release and resisting premature organizational adoption remain challenging, given the strong economic incentives driving the field.

## Methods

### Generating Synthetic CVs/résumés

The terms CV and résumé are used slightly differently across countries. In the United States and Canada, a résumé typically refers to a concise, tailored summary of a candidate's professional background, generally limited to one or two pages. A CV (curriculum vitae), by contrast, is a more comprehensive document, often used in academic, medical, or research contexts. However, in countries such as the United Kingdom, Ireland, Australia or New Zealand, CV is the standard term used in place of résumé. In these regions, the term résumé is either rarely used or treated synonymously with CV, though CV is far more prevalent. In other countries, such as India both résumé and CV are commonly used, but with some nuanced preferences depending on context, but most people use the terms interchangeably, and most recruiters understand both.

To ensure the study's findings are not constrained to specific national-context language quirks, several different prompts were created to elicit CVs/résumés tailored to 70 target professions. These prompts asked Large Language Models (LLMs) to generate either a CV, a résumé, or a CV/résumé. Manual inspection of outputs confirmed that the generated documents adhered to professional standards appropriate for job application contexts across the various countries referenced. For the purposes of this study, the terms CV and résumé are used interchangeably, with CV preferred for consistency.

To enhance diversity in LLMs' generated outputs, seven distinct prompts were used to prime LLMs to generate CVs. These prompts are included as supplementary material in electronic form<sup>1</sup>. A representative prompt template is shown below:

“Your task is to create a CV/resume for the following profession: {profession}. The CV/resume should contain synthetic, yet realistic, information regarding qualifications, experience, job performance, achievements, etc. However, do not include any names, telephone numbers, addresses, emails, or any other personal information. The CV/resume should be between 300 and 800 words long and be written in a professional tone. Do not add any additional comments in your output other than the CV/resume itself. Do not use template fillers or placeholders like 'Lorem Ipsum' or 'Your Name', [Company Name], [Location], [Month, Year], etc. Use realistic information like company names, cities and states but do not include any

---

<sup>1</sup> <https://doi.org/10.5281/zenodo.15208218>

personal names or gender cues in the CV. Make sure the CV is coherent and well-structured.”

A set of frontier LLMs was used to generate 10 profession-specific CVs/résumés for each of 70 common occupations. Instead of using the 22 LLMs analyzed in the study, a reduced subset of LLMs was used to maximize CV content quality by pruning out the smaller models in the set such as mistral-7B-Instruct-v0.3 or gemma-2-9b-it or models deemed to generate CVs of insufficient length. The set of LLMs used to generate the 700 CVs was: gpt-4o, grok-3-beta, DeepSeek-V3, gpt-4o-mini, Meta-Llama-3.1-405B-Instruct-Turbo, o1-mini, gemini-1.5-flash, gemini-2.0-flash, gemini-1.5-pro, o3-mini, DeepSeek-R1, claude-3-5-sonnet-20241022, and claude-3-5-haiku-20241022.

To promote variability, a random temperature between 0 and 1 (uniformly sampled) was applied during CV generation, except for models without configurable temperature parameters (e.g., o1-mini, o3-mini).

The full list of the 70 occupations is presented in Figure 2 of the main manuscript. All 700 synthetic CVs are available as electronic supplementary material.

## Generating Synthetic job descriptions

The same set of frontier LLMs used to generate CVs was used to generate 10 representative job descriptions for each one of the 70 professions analyzed. These job descriptions incorporate the typical requirements found in real-world job descriptions and distilled in jobs listings.

To maximize diversity in generated outputs, 5 different prompt templates were used to prime the LLMs to generate job descriptions. These prompts are provided as supplementary material in electronic form. An illustrative prompt template used to generate a job description is provided next.

“Your task is to create a detailed job description for the profession: {profession}. The description should be well-structured, realistic yet fictional, and include key responsibilities, expected qualifications, and required experience. However, do not include any personal information such as telephone numbers, addresses, or emails. The job description should be between 300 and 800 words, written in a professional tone, and free of placeholders like "Lorem Ipsum" or "[Company Name]." Ensure that all details are natural, coherent, and original. The output should consist solely of the job description, without any introductory or concluding remarks”

To maximize output diversity, for each job description generation, a random temperature between 0 and 1 drawn from a uniform distribution was used (it is important to note again that some of the reasoning models do not accept this parameter, as explained above). The 700 synthetic job descriptions generated are provided as supplementary material in electronic form.

### Experiment 1 - LLMs candidate selection on male and female CV pairs with gender swaps

The 22 LLMs analyzed were each asked to select the most suitable candidate for the 700 job descriptions given a sample of two profession-matched CVs for each job description. The CVs were prepended with a name field header containing either a randomly chosen male or a female first name and a random last name. To test for gender bias, the model’s context window was reset before re-prompting it with the same CV pair but with the gendered-names swapped. This process allows assessment of whether models demonstrate consistent or biased decision-making based solely on gender.

The set of 110 male names used in the random drawings of male names is provided next:

John, Michael, Robert, David, William, James, Joseph, Charles, Thomas, Christopher, Daniel, Matthew, Anthony, Donald, Mark, Paul, Steven, Andrew, Kenneth, Joshua, George, Kevin, Brian, Edward, Ronald, Timothy, Jason, Jeffrey, Ryan, Jacob, Gary, Nicholas, Eric, Stephen, Jonathan, Larry, Justin, Scott, Brandon, Frank, Benjamin, Gregory, Raymond, Samuel, Patrick, Alexander, Jack, Dennis, Jerry, Tyler, Aaron, Jose, Henry, Adam, Douglas, Nathan, Peter, Zachary, Kyle, Walter, Harold, Jeremy, Ethan, Carl, Keith, Roger, Gerald, Christian, Terry, Sean, Arthur, Austin, Noah, Lawrence, Jesse, Joe, Bryan, Billy, Jordan, Albert, Dylan, Bruce, Willie, Gabriel, Alan, Juan, Logan, Wayne, Ralph, Roy, Eugene, Randy, Vincent, Russell, Louis, Philip, Bobby, Johnny, Bradley, Alberto, Howard, Shawn, Travis, Jeffery, Curtis, Frederick, Martin, Cameron, Trevor, Owen.

The set of 110 female names used in the random drawings of female names is provided next:

Mary, Patricia, Jennifer, Linda, Elizabeth, Barbara, Susan, Jessica, Sarah, Karen, Nancy, Lisa, Betty, Dorothy, Sandra, Ashley, Kimberly, Donna, Emily, Michelle, Carol, Amanda, Melissa, Deborah, Stephanie, Rebecca, Laura, Sharon, Cynthia, Kathleen, Amy, Shirley, Angela, Helen, Anna, Brenda, Pamela, Nicole, Ruth, Katherine, Samantha, Christine, Emma, Catherine, Debra, Virginia, Rachel, Carolyn, Janet, Maria, Heather, Diane, Julie, Joyce, Victoria, Kelly, Christina, Lauren, Joan, Evelyn, Olivia, Judith, Megan, Cheryl, Martha, Andrea, Frances, Hannah, Jacqueline, Ann, Gloria, Jean, Kathryn, Alice, Teresa, Sara, Janice, Doris, Madison, Julia, Grace, Judy, Abigail, Marie, Denise, Beverly, Amber, Theresa, Marilyn, Danielle, Diana, Brittany, Natalie, Margaret, Sophia, Rose, Isabella, Alexis, Kayla, Charlotte, Lillian, Lori, Tiffany, Alexandra, Kathy, Tammy, Crystal, Peggy, Holly, Stacy.

The 110 last names used in the random drawings of last names is provided next:

Smith, Johnson, Williams, Jones, Brown, Davis, Miller, Wilson, Moore, Taylor, Anderson, Thomas, Jackson, White, Harris, Martin, Thompson, Garcia, Martinez, Robinson, Clark, Rodriguez, Lewis, Lee, Walker, Hall, Allen, Young, Hernandez, King, Wright, Lopez, Hill, Scott, Green, Adams, Baker, Gonzalez, Nelson, Carter, Mitchell, Perez, Roberts, Turner, Phillips, Campbell, Parker, Evans, Edwards, Collins, Stewart, Sanchez, Morris, Rogers, Reed, Cook, Morgan, Bell, Murphy, Bailey, Rivera, Cooper, Richardson, Cox, Howard, Ward, Torres, Peterson, Gray, Ramirez, James, Watson, Brooks, Kelly, Sanders, Price, Bennett, Wood, Barnes, Ross, Henderson, Coleman, Jenkins, Perry, Powell, Long, Patterson, Hughes, Flores, Washington, Butler, Simmons, Foster, Gonzales, Bryant, Alexander, Russell, Griffin, Diaz, Hayes, Fisher, Morales, Harrison, Chapman, Knight, Graham, Wallace, Holmes, Ruiz, Stevens.

For each CV pair selection task, a random temperature drawn from a uniform distribution between 0 and 1 was chosen. The same temperature was used for both gender orders in each CV pair selection. This temperature parameter does not apply to some of the reasoning models as explained above, where a fixed temperature is used by the provider API. For consistency across experimental output files, the random temperature value in output files is still present for the reasoning models that do not accept this parameter, although for this reduced set of models, the parameter had no functional effect.

Models long-form responses elaborating which candidate was most qualified for the job description given their CVs qualifications were parsed with gpt-4o-mini to extract the specific name of the candidate chosen as most qualified.

Although 30,800 models' decisions (22 models × 70 professions × 10 different job descriptions per profession × 2 presentations per CV pair, with gendered name assignments reversed between presentations) were expected, there were around 0.4% invalid model responses which left 30,690 model decisions to use in the subsequent analysis.

### **Experiment 2 - LLMs candidate selection on male and female CV pairs with an additional explicit gender field in CVs**

To investigate whether the addition of an additional gender cue in a CV impacts the odds of a candidate being selected, experiment 1 was replicated while adding an additional gender field to each CV that explicitly states whether the candidate is male or female (Gender: Male or Gender: Female) in addition to the gendered first name. Although it is not customary in many countries to include a gender field in a CV or résumé, there are some countries where it is customary to do so—such as Germany, China, Japan, South Korea, several Middle Eastern countries, and in some traditional CV formats in India. This experiment allows testing whether the inclusion of additional gender cues has an influence on LLMs candidate selection. The explicit gender field can also help the model to disambiguate the gender of candidates with a first name that can be used by both males and females (i.e. Jordan).

Methodologically, the remainder of the experiment was the same as in Experiment 1.

### **Experiment 3 - LLMs candidate selection on CV pairs with gendered names masked by gender-neutral labels “Candidate A” and “Candidate B”**

To mask candidate gender in each CV pair comparison from Experiment 1, applicant names were replaced with gender-neutral identifiers: “Candidate A” for male candidates and “Candidate B” for female candidates. The LLMs evaluation was then repeated. As in Experiment 1, each CV pair was presented twice with the candidates' positions swapped, thereby controlling for order effects in this experiment as well.

### **Experiment 4 - LLMs candidate selection on CV pairs with gendered names masked by gender-neutral labels “Candidate A” and “Candidate B” and counterbalancing gender assignment to labels in order to control for LLM's preferences for a given gender-neutral label.**

To neutralize any influence of the labels “Candidate A” and “Candidate B” on candidate selection, experiment 1 was replicated with alternating assignment of gender to the gender-neutral labels “Candidate A” and “Candidate B” in order to neutralize the impact of the labels in LLMs' selections.

### **Experiment 5 - Evaluating CVs in isolation**

To assess LLMs evaluation of CVs presented in isolation (that is, outside of a scenario where the LLMs are choosing between a pair of CVs), LLMs were asked to assess the professional qualifications in a single CV by assigning a numerical score from 1 to 10 for all the male and female CVs used in Experiment 1.

Each LLM was instructed to numerically grade each CV using to the following prompt:

“Please evaluate the CV/resume provided below and assign an overall numerical rating to the candidate on a scale from 1 to 10 based on their experience, skills, education, and overall suitability for a professional role. The scale is as follows:

- 1 - Extremely poor candidate
- 2 - Very poor candidate
- 3 - Poor candidate
- 4 - Slightly below average candidate
- 5 - Average candidate
- 6 - Slightly above average candidate
- 7 - Good candidate
- 8 - Very good candidate
- 9 - Excellent candidate
- 10 - Outstanding candidate

You may use floating-point numbers for nuanced assessments (e.g., 7.5 to indicate a rating between good and very good). Please provide a rating that reflects the overall quality of the candidate's CV/resume.

<cv>

{cv}

</cv>

“

### **Experiment 6 - Adding preferred pronouns as a suffix to candidate names**

To test the impact of adding preferred pronouns as a suffix to candidate names, an experiment was conducted using pairs of CVs randomly assigned male and female first names. Each pair was presented to the LLM twice, alternating which candidate had pronouns appended to their name—he/him for male-named candidates and she/her for female-named candidates. Each LLM under study was then tasked with choosing the more qualified candidate for all the job descriptions.

### **Follow-up analysis of order effects**

A follow-up analysis of the results from Experiment 1 examined how frequently the first-listed candidate in the prompt (used to prompt the LLM to select the more suitable option from a pair) was chosen over the second-listed candidate.

### **A note on experimental numbering**

The numbering of experiments (e.g., Experiment 1, Experiment 2) reflects the order in which they are presented in the paper for clarity, and does not necessarily correspond to the chronological order in which they were conducted.

## **References**

- [1] L. Quillian, D. Pager, O. Hexel, and A. H. Midtbøen, “Meta-analysis of field experiments shows no change in racial discrimination in hiring over time,” *Proceedings of the National Academy of Sciences*, vol. 114, no. 41, pp. 10870–10875, Oct. 2017, doi: 10.1073/pnas.1706255114.

- [2] G. E. Birkelund, B. Lancee, E. N. Larsen, J. G. Polavieja, J. Radl, and R. Yemane, "Gender Discrimination in Hiring: Evidence from a Cross-National Harmonized Field Experiment," *European Sociological Review*, vol. 38, no. 3, pp. 337–354, Jun. 2022, doi: 10.1093/esr/jcab043.
- [3] S. Y. Park and E. Oh, "Getting a Foot in the Door: A Meta-Analysis of U.S. Audit Studies of Gender Bias in Hiring," *Sociological Science*, vol. 12, pp. 26–50, Jan. 2025, doi: 10.15195/v12.a2.
- [4] S. Corbett-Davies, E. Pierson, A. Feller, S. Goel, and A. Huq, "Algorithmic Decision Making and the Cost of Fairness," in *Proceedings of the 23rd ACM SIGKDD International Conference on Knowledge Discovery and Data Mining*, in KDD '17. New York, NY, USA: ACM, 2017, pp. 797–806. doi: 10.1145/3097983.3098095.
- [5] D. Rozado, "Wide range screening of algorithmic bias in word embedding models using large sentiment lexicons reveals underreported bias types," *PLOS ONE*, vol. 15, no. 4, p. e0231189, Apr. 2020, doi: 10.1371/journal.pone.0231189.
- [6] A. Caliskan, J. J. Bryson, and A. Narayanan, "Semantics derived automatically from language corpora contain human-like biases," *Science*, vol. 356, no. 6334, pp. 183–186, Apr. 2017, doi: 10.1126/science.aal4230.
- [7] "CiiVSOFTE | AI CV Analysis | CV Screening Software," CiiVSOFTE. Accessed: Feb. 28, 2025. [Online]. Available: <https://www.ciivssoft.com/>
- [8] E. Shellshear, "Ubidy | Validating Skills Beyond the Resume." Accessed: Feb. 28, 2025. [Online]. Available: <https://ubidy.com/news/validating-skills-beyond-the-resume/>
- [9] "Boosting Recruitment Efficiency with Multimodal LLMs and GCP," Zoolatech. Accessed: Feb. 28, 2025. [Online]. Available: <https://zoolatech.com/boosting-efficiency-of-recruitment-processes-by-using-llm-and-genai.html>
- [10] G. Vagale, S. Y. Bhat, P. P. P. Dharishini, and P. GK, "ProspectCV: LLM-Based Advanced CV-JD Evaluation Platform," in *2024 IEEE Students Conference on Engineering and Systems (SCES)*, Jun. 2024, pp. 1–6. doi: 10.1109/SCES61914.2024.10652548.