

Exploring the Relationship Between Diversity and Quality in Ad Text Generation

Yoichi Aoki^{1,2}, Soichiro Murakami³, Ukyo Honda³, Akihiko Kato³

¹Tohoku University, ²RIKEN, ³CyberAgent

youichi.aoki.p2@dc.tohoku.ac.jp,

{murakami_soichiro,honda_ukyo,kato_akihiro}@cyberagent.co.jp,

Abstract

In natural language generation for advertising, creating diverse and engaging ad texts is crucial for capturing a broad audience and avoiding advertising fatigue. Regardless of the importance of diversity, the impact of the diversity-enhancing methods in ad text generation—mainly tested on tasks such as summarization and machine translation—has not been thoroughly explored. Ad text generation significantly differs from these tasks owing to the text style and requirements. This research explores the relationship between diversity and ad quality in ad text generation by considering multiple factors, such as diversity-enhancing methods, their hyperparameters, input-output formats, and the models.

1 Introduction

Advertising is crucial for companies to promote their products and services to a broad audience. Research on natural language generation for advertising has advanced using language models to meet the demand for automating the ad creation (Hughes et al., 2019; Kamigaito et al., 2021; Golobokov et al., 2022; Murakami et al., 2023).

Diversity is a key metric in ad text generation. Repeatedly displaying the same ad to users can lead to boredom or advertising fatigue (Pechman and Stewart, 1988; Schmidt and Eisend, 2015). Additionally, creating diverse ad texts will likely appeal to a broad range of customers. Therefore, a need exists for technology capable of generating diverse ad texts.

However, the impact of enhancing diversity on ad quality and other metrics is poorly understood when diversity-enhancing methods such as beam search (Lowerre, 1976; Graves, 2012; Rush et al., 2013) or sampling (Ackley et al., 1985; Fan et al., 2018; Holtzman et al., 2020) in ad text generation with language models. Previous studies

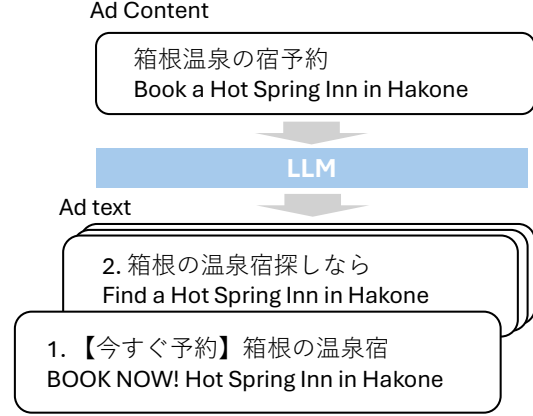


Figure 1: We input ad content into large language models to generate multiple ad texts. We measure the diversity and quality of the generated ads and elucidate the relationship between these aspects.

demonstrated that the relationship between diversity and quality varies significantly depending on the task (Meister et al., 2022). While tasks such as summarization and machine translation (MT) exhibit a trade-off, other such as story generation exhibit interdependencies. Dialog tasks exhibit intermediate trends. In contrast, ad text generation differs from these tasks in the following ways:

1. Measures such as ad performance and text length constraints are emphasized while minor grammatical errors are tolerable (Zhang et al., 2024).
2. Owing to the necessity of conveying messages effectively in limited spaces (including slogans or banner ads), unique expressions involving symbols or keywords are prevalent (Murakami et al., 2025).

The relationship between diversity and ad quality is non-trivial and requires systematic investigation, owing to these evaluation criteria and stylistic differences.

This study reveals that enhancing diversity involves trade-offs across multiple ad quality measures, and that sampling and beam search behave differently depending on the number of few-shot examples and outputs. These findings highlight the need for the careful use of diversity-enhancing methods in ad text generation. Moreover, we also provide promising directions for enhancing diversity while maintaining ad quality by combining the outputs of a set of different models.

2 Problem Setting

2.1 Input and Output

Following Murakami et al. (2025), we input the Japanese ad text dataset CAMERA (Mita et al., 2024) as the ad content to a large language model and generated five diverse ad texts using diversity-enhancing methods (Figure 1). For in-context learning, we supplied three input–output examples to the model.

2.2 Diversity-Enhancing Methods

The primary decoding methods for achieving diversity include sampling and beam search (Zarrieß et al., 2021). In this study, we use nucleus sampling (Holtzman et al., 2020), temperature sampling (Ackley et al., 1985), beam search (Lowe et al., 1976; Graves, 2012; Rush et al., 2013), and diverse beam search (Li et al., 2016) as typical sampling and beam search methods for generating diverse ad texts. We also employ Diverse MBR (DMBR) and k-medoids MBR (KMBR) (Jinnai et al., 2024), which offer better trade-offs in tasks such as translation and captioning.

2.3 Evaluation

We measure the diversity among the five generated ad texts and the quality of each ad text.

2.3.1 Ad Diversity

Common contexts for diversity have two main aspects: **surface diversity** (how to say?), and **semantic diversity** (what to say?) (Murakami et al., 2023). In advertising, product details must be fixed. Therefore, we do not consider semantic diversity and **evaluate only the surface diversity among the outputs** in this study. We use the pairwise-BLEU similarity measure (Papineni et al., 2002), ranging from 0 to 1, based on n-gram matching, to evaluate the output diversity. Specifically, the diversity is calculated as $1 - \text{Pairwise-BLEU}$.

2.3.2 Ad Quality

We evaluate ad quality based on three representative metrics defined by (Zhang et al., 2024): ad performance, consistency, and acceptability. The average quality of the five generated outputs is considered the ad quality for one input.

Ad Performance: Following Mita et al. (2024), this study simulates customer behavior through click-through rates (CTR) from past distribution history to measure ad performance.¹ In the experiments, we report the performance ratio of the generated ads to reference human-written ads (generated/referenced) included in the CAMERA dataset.

Ad Consistency: Generating ad texts with different ad content from the input potentially damages advertisers. For instance, converting the information "paid" to "free" can be false advertising. We evaluate the consistency between the ad content and the generated ad text using BERTScore (Zhang et al., 2020).

Ad Acceptability: Ad platforms often impose length restrictions. We determine acceptability based on text fitting within 15 full-width or 30 half-width characters.²

3 Experiment

In this experiment, we used calm3-22b-chat (calm3; Ishigami, 2024), Llama-3-ELYZA-JP-8B (ELYZA; Hirakawa et al., 2024), Mistral-Small-24B-Instruct-2501 (Mistral; Mistral AI team, 2025), Llama-3.1-Swallow-70B-Instruct-v0.3 (Swallow; Fujii et al., 2024; Okazaki et al., 2024; Ma et al., 2025), GPT-4o (Hurst et al., 2024). Hereinafter, we described only calm3’s results and those of the other models in the Appendix B.

3.1 Diversity vs. Ad Quality Across Diversity-Enhancing Methods

As shown in Figure 2, we found a trade-off between diversity and ad quality, with each value representing the average across the dataset. This suggests that the nature of ad generation differs

¹We utilize 極予測TD (Kiwami Yosoku TD), the CTR prediction model. The prediction aligns with CTR. cf. <https://cyberagent.ai/products/>

²These are general restrictions in Japanese ad text on ad platforms such as Google Ads. cf. <https://support.google.com/google-ads/answer/1704389?hl=ja>

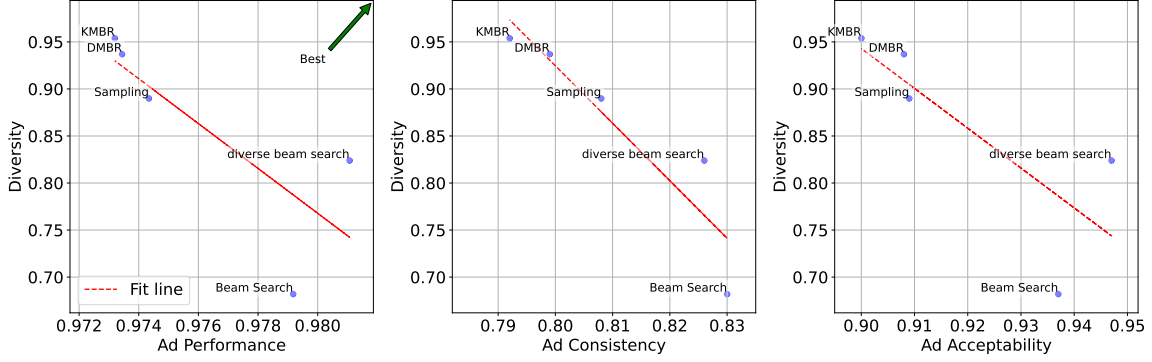


Figure 2: This figure shows the relationship between diversity and ad quality in ad text generation. Ad performance is the ratio of the performance of the generated ad text to the reference human-written ad text (generated/reference). Ad consistency is the BERT Score, whereas Ad acceptability is the percentage that meets the sentence length constraint. The upper right of the figure indicates higher diversity and ad quality.

from that of tasks such as dialogue and story generation (Meister et al., 2022). This difference may be due to a more creative and dynamic dialogue and story generation. Compared with beam search, diverse beam search improved diversity while maintaining advertising performance and acceptability. Similar results were observed when the prompts or models were varied (see Appendices B and C). An exception was GPT-4o, which balanced improvements in diversity and acceptability. The human evaluation results were consistent with these results (see Appendix D).

3.2 Changing Parameters of Diversity-Enhancing Methods and Their Effects on Diversity and Ad Quality

The relationship between diversity and ad quality when varying parameters for typical diversity-enhancing methods, such as sampling and beam search, is summarized in Table 1. The sampling exhibited a trade-off. Beam search improved the performance and consistency up to a certain beam width, unlike previous studies on MT (Koehn and Knowles, 2017). This may be because ad generation produces shorter text than MT. On the other hand, beyond five beam widths, the beam width of the diverse beam search did not enhance the diverse beam search results.

3.3 Effect of Number of Shots on Diversity and Ad Quality

Table 2 lists the effects of changing the number of few-shot examples. As diverse beam search re-

sampling				
param.	Div.	Per.	Con.	Accept.
P=0.5,T=1	0.515	0.981	0.832	0.940
P=1,T=1	0.890	0.974	0.808	0.909
P=1,T=1.5	0.967	0.967	0.773	0.809
P=1,T=2	0.991	0.963	0.740	0.619
beam search				
param.	Div.	Per.	Con.	Accept.
W = 5	0.682	0.979	0.803	0.937
W = 7	0.697	0.980	0.832	0.939
W = 10	0.702	0.980	0.831	0.932
W = 12	0.699	0.980	0.832	0.933
diverse beam search				
param.	Div.	Per.	Con.	Accept.
W,G = 5	0.824	0.981	0.826	0.947
W,G = 7	0.814	0.980	0.825	0.941
W,G = 10	0.762	0.980	0.826	0.927
W,G = 12	0.739	0.980	0.827	0.913

Table 1: The diversity and ad quality when varying the parameter of diversity-enhancing methods. Diversity, Ad Performance, Ad Consistency, and Ad Acceptability are denoted as Div., Per., Con., and Accept., respectively. The same notation is used in the following tables. We varied the p-value (P) and temperature (T) for sampling, the beam width (W) for beam search, and both the beam width (W) and group number (G) for diverse beam search.

sults were akin to a beam search, we described the results in Appendix F. In sampling, diversity did not improve with increasing the number of shots. In contrast, in beam search and diverse beam search, diversity improved as the number of shots increased. This result is likely because seeing diverse examples led to changes such that the

sampling				
shot num	Div.	Per.	Con.	Accept.
3	0.890	0.974	0.808	0.909
9	0.872	0.985	0.822	0.975
15	0.876	0.987	0.825	0.982

beam search				
shot num	Div.	Per.	Con.	Accept.
3	0.682	0.979	0.830	0.937
9	0.738	0.989	0.845	0.982
15	0.747	0.992	0.849	0.987

Table 2: Diversity and ad quality when varying the number of shots

sampling				
output num	Div.	Per.	Con.	Accept.
2	0.890	0.975	0.807	0.900
5	0.890	0.974	0.808	0.909
10	0.890	0.975	0.807	0.902

beam search				
output num	Div.	Per.	Con.	Accept.
2	0.630	0.981	0.836	0.937
5	0.699	0.900	0.832	0.933
10	0.737	0.979	0.829	0.925

Table 3: Diversity and ad quality when varying the output number

vocabulary with high output probability becomes more diverse.

3.4 Effects of Output Number on Diversity and Ad Quality

We investigated the diversity and ad quality when varying the number of outputs from five. The results are listed in Table 3. Contrary to our intuition, consistent diversity and ad quality were maintained in the sampling, irrespective of the output number. In contrast, beam search improved diversity with more output but diminished quality, likely owing to the low quality of low probability candidate texts. Diverse beam search exhibited trends similar to those of the beam search (§ F).

3.5 Effect of Changing Output Strategy

The settings for generating multiple texts are not only not limited to the repeated inference approach illustrated in Figure 1, but multiple sentences can also be generated consecutively within a single inference step. We call the former one-at-once and the latter all-at-once, respectively. Table 8 shows the actual prompt used in this method.

strategy	Div.	Per.	Con.	Accept.
one-at-once	0.876	0.987	0.825	0.982
all-at-once	0.900	0.984	0.821	0.968

Table 4: Diversity and ad quality of sampling in all-at-once and one-at-once settings.

Model	Div.	Per.	Con.	Accept.
calm3	0.890	0.974	0.808	0.909
ELYZA	0.877	0.970	0.781	0.864
Mistral	0.886	0.984	0.833	0.877
Swallow	0.868	0.962	0.795	0.503
GPT-4o	0.777	0.990	0.823	0.992
5 models	0.929	0.975	0.808	0.827

Table 5: Diversity and ad quality with multi-model

Beam search and other methods are strictly different techniques when their output strategies are different. Therefore, only the sampling results for the two output strategies are summarized in Table 4. all-at-once exhibited improved diversity but worsened quality compared with one-at-once, indicating a trade-off. This diversity improvement could be because all-at-once can output ad text by reviewing previous outputs.

3.6 Diverse Outputs via Multiple Models

We compared generating five texts with a single model to generating one text with the five models described above (five models). The results are summarized in Table 5. Although the ad quality of the five models averaged each model’s performance, diversity reached its highest value. This result suggests that generation from multiple models is a strategy for producing more diverse advertising texts.

4 Conclusion

In this study, we revealed that improving diversity often involves compromises across multiple ad quality metrics, and that sampling and beam search behaved differently depending on the number of few-shot examples and outputs. These findings highlight the need for the careful use of diversity-enhancing methods in ad text generation. Moreover, we also provide promising directions for enhancing diversity while maintaining ad quality by combining the outputs of a set of different models. We believe that these insights will support future research in advancing both the diversity and quality of ad text generation.

Limitations

We do not cover all methods for changing output diversity. Nevertheless, widely used sampling, beam search, and state-of-the-art MBR decoding methods have been employed to provide valuable insights on the relationship between diversity and ad quality.

Our analyses are based on Japanese ad texts. Therefore, please note that some features such as character types are unique to the Japanese language, and we do not intend to apply our analysis results to all languages. However, we believe that other languages such as English and Chinese also have unique linguistic features. In this study, we focused on Japanese ad texts; however, we hope that this will pave the way for their development in different languages.

Ethics statement

This study will not raise particular ethical concerns, considering that (i) no human experiments are conducted and (ii) our tasks do not involve ethically sensitive topics.

Acknowledgments

This work was supported by JST SPRING Grant Number JPMJSP2114. This work was written independently, with minor phrasing assistance from a large language model (ChatGPT).

References

- David H. Ackley, Geoffrey E. Hinton, and Terrence J. Sejnowski. 1985. [A learning algorithm for boltzmann machines](#). *Cogn. Sci.*, 9(1):147–169.
- Angela Fan, Mike Lewis, and Yann N. Dauphin. 2018. [Hierarchical neural story generation](#). In *Proceedings of the 56th Annual Meeting of the Association for Computational Linguistics, ACL 2018, Melbourne, Australia, July 15-20, 2018, Volume 1: Long Papers*, pages 889–898. Association for Computational Linguistics.
- Kazuki Fujii, Taishi Nakamura, Mengsay Loem, Hiroki Iida, Masanari Ohi, Kakeru Hattori, Hirai Shota, Sakae Mizuki, Rio Yokota, and Naoaki Okazaki. 2024. Continual pre-training for cross-lingual llm adaptation: Enhancing japanese language capabilities. In *Proceedings of the First Conference on Language Modeling, COLM*, page (to appear), University of Pennsylvania, USA.
- Konstantin Golobokov, Junyi Chai, Victor Ye Dong, Mandy Gu, Bingyu Chi, Jie Cao, Yulan Yan, and Yi Liu. 2022. [Deepgen: Diverse search ad generation and real-time customization](#). In *Proceedings of the The 2022 Conference on Empirical Methods in Natural Language Processing, EMNLP 2022 - System Demonstrations, Abu Dhabi, UAE, December 7-11, 2022*, pages 191–199. Association for Computational Linguistics.
- Alex Graves. 2012. [Sequence transduction with recurrent neural networks](#). *CoRR*, abs/1211.3711.
- Masato Hirakawa, Shintaro Horie, Tomoaki Nakamura, Daisuke Oba, Sam Passaglia, and Akira Sasaki. 2024. [elyza/llama-3-elyza-jp-8b](#).
- Ari Holtzman, Jan Buys, Li Du, Maxwell Forbes, and Yejin Choi. 2020. [The curious case of neural text degeneration](#). In *8th International Conference on Learning Representations, ICLR 2020, Addis Ababa, Ethiopia, April 26-30, 2020*. OpenReview.net.
- J. Weston Hughes, Keng-hao Chang, and Ruofei Zhang. 2019. [Generating better search engine text advertisements with deep reinforcement learning](#). In *Proceedings of the 25th ACM SIGKDD International Conference on Knowledge Discovery & Data Mining, KDD 2019, Anchorage, AK, USA, August 4-8, 2019*, pages 2269–2277. ACM.
- Aaron Hurst, Adam Lerer, Adam P. Goucher, Adam Perelman, Aditya Ramesh, Aidan Clark, AJ Ostrow, Akila Welihinda, Alan Hayes, Alec Radford, Aleksander Madry, Alex Baker-Whitcomb, Alex Beutel, Alex Borzunov, Alex Carney, Alex Chow, Alex Kirillov, Alex Nichol, Alex Paino, and 79 others. 2024. [Gpt-4o system card](#). *CoRR*, abs/2410.21276.
- Ryosuke Ishigami. 2024. [cyberagent/calm3-22b-chat](#).
- Yuu Jinnai, Ukyo Honda, Tetsuro Morimura, and Peinan Zhang. 2024. [Generating diverse and high-quality texts by minimum bayes risk decoding](#). In *Findings of the Association for Computational Linguistics, ACL 2024, Bangkok, Thailand and virtual meeting, August 11-16, 2024*, pages 8494–8525. Association for Computational Linguistics.
- Hidetaka Kamigaito, Peinan Zhang, Hiroya Takamura, and Manabu Okumura. 2021. [An empirical study of generating texts for search engine advertising](#). In *Proceedings of the 2021 Conference of the North American Chapter of the Association for Computational Linguistics: Human Language Technologies: Industry Papers, NAACL-HLT 2021, Online, June 6-11, 2021*, pages 255–262. Association for Computational Linguistics.
- Philipp Koehn and Rebecca Knowles. 2017. [Six challenges for neural machine translation](#). In *Proceedings of the First Workshop on Neural Machine Translation, NMT@ACL 2017, Vancouver, Canada, August 4, 2017*, pages 28–39. Association for Computational Linguistics.

- Jiwei Li, Will Monroe, and Dan Jurafsky. 2016. [A simple, fast diverse decoding algorithm for neural generation](#). *CoRR*, abs/1611.08562.
- Bruce T. Lowerre. 1976. *The harpy speech recognition system*. Ph.D. thesis, Carnegie Mellon University, USA. AAI7619331.
- Youmi Ma, Sakae Mizuki, Kazuki Fujii, Taishi Nakamura, Masanari Ohi, Hinari Shimada, Taihei Shiotani, Koshiro Saito, Koki Maeda, Kakeru Hattori, Takumi Okamoto, Shigeki Ishida, Rio Yokota, Hiroya Takamura, and Naoaki Okazaki. 2025. [Building instruction-tuning datasets from human-written instructions with open-weight large language models](#). *Preprint*, arXiv:2503.23714.
- Clara Meister, Gian Wiher, and Ryan Cotterell. 2022. [On decoding strategies for neural text generators](#). *Trans. Assoc. Comput. Linguistics*, 10:997–1012.
- Mistral AI team. 2025. [Mistral small 3](#). *Mistral AI News*.
- Masato Mita, Soichiro Murakami, Akihiko Kato, and Peinan Zhang. 2024. [Striking gold in advertising: Standardization and exploration of ad text generation](#). In *Proceedings of the 62nd Annual Meeting of the Association for Computational Linguistics (Volume 1: Long Papers)*, ACL 2024, Bangkok, Thailand, August 11-16, 2024, pages 955–972. Association for Computational Linguistics.
- Soichiro Murakami, Sho Hoshino, and Peinan Zhang. 2023. [Natural language generation for advertising: A survey](#). *CoRR*, abs/2306.12719.
- Soichiro Murakami, Peinan Zhang, Hidetaka Kamigaito, Hiroya Takamura, and Manabu Okumura. 2025. [AdParaphrase: Paraphrase dataset for analyzing linguistic features toward generating attractive ad texts](#). In *Findings of the Association for Computational Linguistics: NAACL 2025*, pages 1426–1439, Albuquerque, New Mexico. Association for Computational Linguistics.
- Naoaki Okazaki, Kakeru Hattori, Hirai Shota, Hiroki Iida, Masanari Ohi, Kazuki Fujii, Taishi Nakamura, Mengsay Loem, Rio Yokota, and Sakae Mizuki. 2024. Building a large japanese web corpus for large language models. In *Proceedings of the First Conference on Language Modeling*, COLM, page (to appear), University of Pennsylvania, USA.
- Kishore Papineni, Salim Roukos, Todd Ward, and Wei-Jing Zhu. 2002. [Bleu: a method for automatic evaluation of machine translation](#). In *Proceedings of the 40th Annual Meeting of the Association for Computational Linguistics, July 6-12, 2002, Philadelphia, PA, USA*, pages 311–318. ACL.
- Karl Pearson and Francis Galton. 1895. [Vii. note on regression and inheritance in the case of two parents](#). *Proceedings of the Royal Society of London*, 58(347-352):240–242.
- Corneilia Pechman and David W. Stewart. 1988. Advertising Repetition: A Critical Review of Wearin and Wearout. *Current issues and research in advertising*, 11(1-2):285–329.
- Alexander M. Rush, Yin-Wen Chang, and Michael Collins. 2013. [Optimal beam search for machine translation](#). In *Proceedings of the 2013 Conference on Empirical Methods in Natural Language Processing, EMNLP 2013, 18-21 October 2013, Grand Hyatt Seattle, Seattle, Washington, USA, A meeting of SIGDAT, a Special Interest Group of the ACL*, pages 210–221. ACL.
- Susanne Schmidt and Martin Eisend. 2015. [Advertising Repetition: A Meta-Analysis on Effective Frequency in Advertising](#). *Journal of Advertising*, 44(4):415–428.
- Sina Zarrieß, Henrik Voigt, and Simeon Schüz. 2021. [Decoding methods in neural language generation: A survey](#). *Inf.*, 12(9):355.
- Peinan Zhang, Yusuke Sakai, Masato Mita, Hiroki Ouchi, and Taro Watanabe. 2024. [Adtec: A unified benchmark for evaluating text quality in search engine advertising](#). *CoRR*, abs/2408.05906.
- Tianyi Zhang, Varsha Kishore, Felix Wu, Kilian Q. Weinberger, and Yoav Artzi. 2020. [Bertscore: Evaluating text generation with BERT](#). In *8th International Conference on Learning Representations, ICLR 2020, Addis Ababa, Ethiopia, April 26-30, 2020*. OpenReview.net.

A Detailed Experiment Settings

We used 798 ad texts from the CAMERA dataset, each containing up to 30 half-width characters or 15 full-width characters. We used the dataset under the terms of the Creative Commons Attribution-NonCommercial-ShareAlike 4.0, International License ³. In our experiments, we utilized the open models (calm3, ELYZA, Mistral, and Swallow) from HuggingFace. As for the closed model (GPT-4o), we accessed it via the Python library for the OpenAI API. The model inputs are listed in Table 7. The § 3.5 used the prompt in Table 8.

The sampling methods performed inference five times and output one ad text each time. On the other hand, the beam search approach performed inference once and output the top five candidates obtained. The parameters for each diversity-enhancing method used in the experiment are listed in Table 6. Note that in § 3.4, the beam search and diverse beam search had a fixed beam width of 15. We used NVIDIA A100 (80GB) GPUs for the generation.

method	parameter
sampling	top_p=1.0, temperture=1.0
DMBR	div_pen = 1.0
beam search	num_beams = 5
diverse beam search	num_beams = 5, num_beam_groups = 5, diversity_penalty=1.0

Table 6: Parameter of diversity-enhancing methods

B Results of Other Models

The results for Llama-3-ELYZA-JP-8B (ELYZA), Mistral-Small-24B-Instruct-2501 (Mistral), Llama-3.1-Swallow-70B-Instruct-v0.3 (Swallow), and gpt-4o-2024-08-06 snapshot of OpenAI’s GPT-4o (GPT-4o) are shown in Figures 3, 4, 5, and 6, respectively. Consistently, we observed a trade-off between diversity and ad quality across multiple models. However, only GPT-4o balanced the enhancements in diversity and acceptability.

³<https://creativecommons.org/licenses/by-nc-sa/4.0/>

C Results Upon Changing the Prompt

We examined the relationship between diversity and quality when varying the prompts, including (1) switching the order of few-shot examples and (2) altering explanations. The prompts for (2) are listed in Table 9. The results are shown in Figures 7 and 8. Even when the prompts changed, it consistently demonstrated that a trade-off existed between diversity and ad quality.

D Consistency With Human and Automatic Evaluation

We evaluated the alignment between the automatic metrics and the human judgment used in our experiments. Five annotators performed a human evaluation of 1,000 generated advertising texts. For ad performance, the annotators selected a more attractive text from the reference and generated versions. Although the ad performance and attractiveness were not identical, the agreement rate between attractiveness as evaluated by humans and ad performance measured by automatic metrics was 61%. For consistency, the annotators determined whether the generated text preserved the semantics of the input. Because consistency is not a relative evaluation, we report the Pearson correlation (Pearson and Galton, 1895) between the human and automatic scores, which was 0.55, indicating a moderate correlation.

The human evaluation was performed via Yahoo crowdsourcing, with a total compensation of 5,500 yen. The annotators received the instructions listed in Tables 10 and 11, and provided consent for the results of their evaluations to be used in this study.

E Changing Parameters of DMBR and Their Effects on Diversity and Ad Quality

We showed the relationship between diversity and ad quality when varying parameters of DMBR in Table 12. Similar to sampling, DMBR exhibited a trade-off.

You are a professional ad copywriter. You are responsible for creating search-linked ads. Please rephrase the provided ad copy according to the following conditions.

Conditions

- Write within 15 full-width characters.
- Do not add new information to or remove existing information from the ad copy.
- Below are examples of rephrasing. Please use these examples as a reference to diversify your rephrasing.

Input: Personalized tutoring for strong performance in junior high exams #中学受験に強い個別指導塾

Output: Aim for junior high success with personal tutoring #個別塾で中学合格を目指す

Input: Earn high income with side jobs in Kichijoji #高収入を得る吉祥寺の副業で稼ぐ

Output: Make money with Kichijoji side jobs #吉祥寺の副業でお金儲け

Input: Corporate-focused [Immediate Strength Recruitment] #法人向け【即戦力採用】

Output: Seeking immediate strength! Corporate recruitment #即戦力求む！法人採用

Input: Ad content

Table 7: Model input for ad text generation. For visibility, Japanese prompt is translated into English. On the right side of each input–output example, the actual input–output examples are shown. Subsequent prompts will also be presented in English.

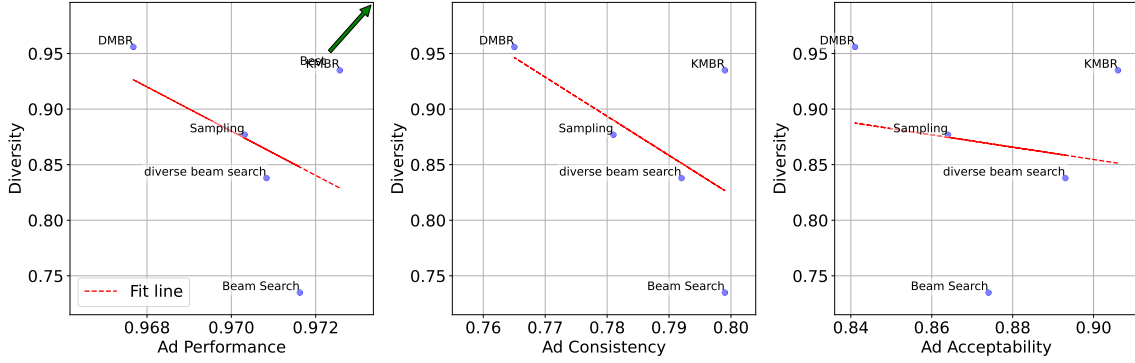


Figure 3: Relationship between diversity and ad quality in ad text generation with ELYZA

param.	Div.	Per.	Con.	Accept.
D = 0.1	0.767	0.978	0.826	0.922
D = 0.5	0.927	0.974	0.802	0.904
D = 1	0.954	0.973	0.792	0.9
D = 2	0.957	0.973	0.79	0.897

Table 12: Diversity and ad quality of sampling when varying the parameter of DMBR. We vary diversity penalty (D) for DMBR.

F Results of Diverse Beam Search

The relationship between diversity and ad quality when varying few-shot numbers and output numbers are summarized in Tables 13 and 14. Overall results mirrored those of beam search. Increasing the number of shots impacted diversity increase. In contrast, increasing the number of outputs improved diversity but reduced quality.

shot num	Div.	Per.	Con.	Attempt.
3	0.824	0.981	0.826	0.947
9	0.832	0.990	0.838	0.987
15	0.830	0.991	0.842	0.991

Table 13: Diversity and ad quality of diverse beam search when varying the few-shot number

output num	Div.	Per.	Con.	Accept.
2	0.781	0.981	0.829	0.932
5	0.736	0.979	0.825	0.905
10	0.801	0.977	0.819	0.878

Table 14: Diversity and ad quality of diverse beam search when varying the output number

G Sampling in All-at-Once Setting

This study also measured the diversity and ad quality of sampling by varying the parameters of

You are a professional copywriter specializing in search-linked advertisements. Paraphrase the provided ad text according to the following conditions.

Conditions

- Write within 15 full-width characters
- Do not add new information or remove existing information from the ad text
- Below are examples of paraphrasing. Use them as a reference to variably paraphrase the ad text.

Input: Personalized tutoring for strong performance in junior high exams #中学受験に強い個別指導塾

Output1: Aim for junior high success with personal tutoring #個別塾で中学合格を目指す

Output2: The road to junior high success, tutoring # 中学合格の道、個別塾

Output3: Tutoring for junior high exam preparation # 個別塾、中学試験対策

Output4: Personal tutoring for junior high success! # 個別で中学合格へ!

Output5: Personalized tutoring for junior high entrance exams # 中学入試対策の個別塾

Input: Earn high income with side jobs in Kichijoji #高収入を得る吉祥寺の副業で稼ぐ

Output1: Make money with Kichijoji side jobs #吉祥寺の副業でお金儲け

Output2: Side income in Kichijoji # 吉祥寺で副業収入

Output3: High-paying side job in Kichijoji # 高収入の吉祥寺副業

Output4: Earn in a side job in Kichijoji # 副業で稼ぐ in 吉祥寺

Output5: High-paying side job @ Kichijoji # 高収入副業@吉祥寺

Input: Corporate-focused [Immediate Strength Recruitment] #法人向け【即戦力採用】

Output1: Seeking immediate strength! Corporate recruitment #即戦力求む! 法人採用

Output2: Immediate impact with corporate hiring # 即戦力で法人採用

Output3: Immediate impact personnel for corporate # 法人向けの人材即戦力

Output4: Corporate immediate impact hiring # 法人用即戦力採用

Output5: Immediate impact hiring for companies # 企業向け即戦力採用

Input: Ad content

Table 8: Model input for ad text generation in an all-at-once setting.

the diversity-enhancing methods in an all-at-once setting. The results are presented in Figure 15. The results when varying the few-shot numbers and parameters were similar in the all-at-once and one-at-once settings.

parameter	Div.	Per.	Con.	Accept.
P=0.5,T=1	0.753	0.99	0.843	0.979
P=1,T=1	0.900	0.984	0.821	0.968
P=1,T=1.5	0.960	0.976	0.787	0.908
P=1,T=2	0.988	0.969	0.746	0.724

Table 15: Diversity and ad quality of sampling in an all-at-once setting when varying the parameter of diversity-enhancing methods.

H Usage of AI assistants

We used AI assistants (e.g., GPT4-o and GitHub Copilot) to write this paper and provide the source code for the experiments. However, its use was limited to code completion, translation, text editing, and table creation, and all the content was based solely on the authors' ideas.

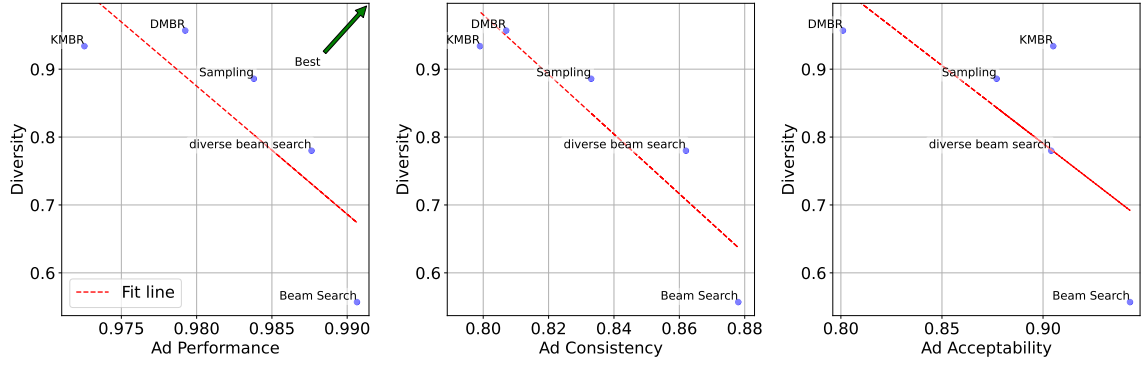


Figure 4: Relationship between diversity and ad quality in ad text generation with Mistral

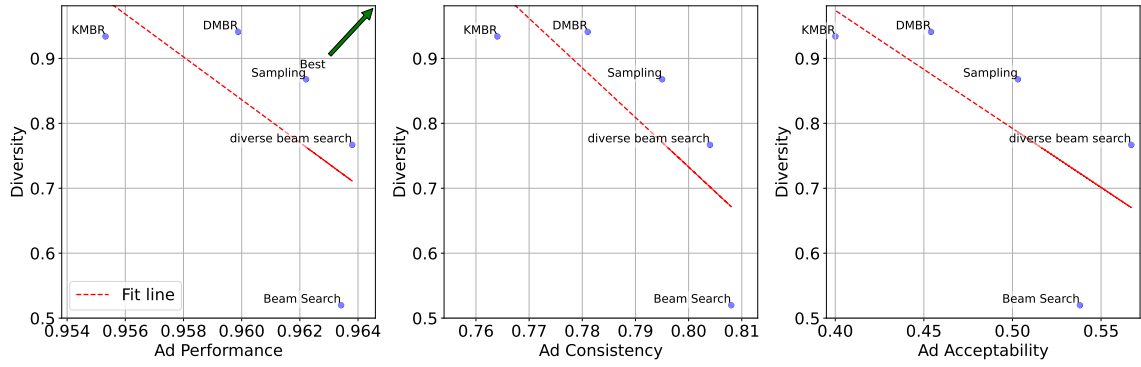


Figure 5: Relationship between diversity and ad quality in ad text generation with Swallow

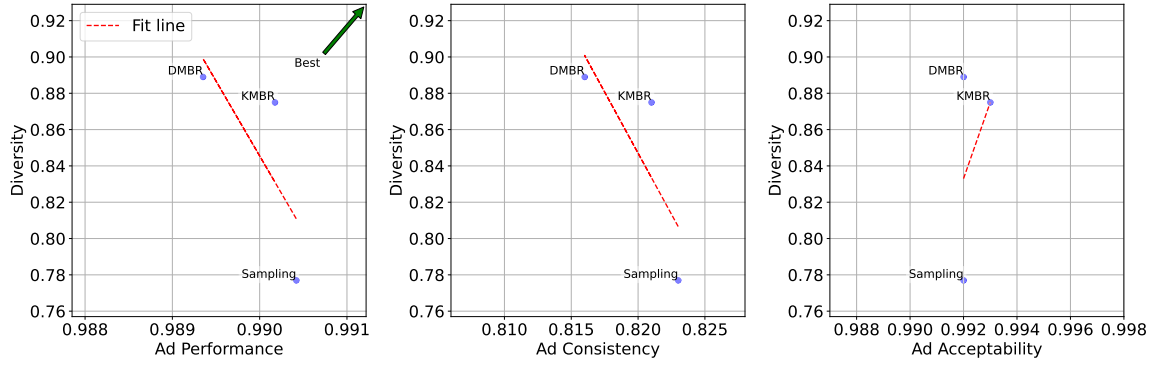


Figure 6: Relationship between diversity and ad quality in ad text generation with GPT-4o

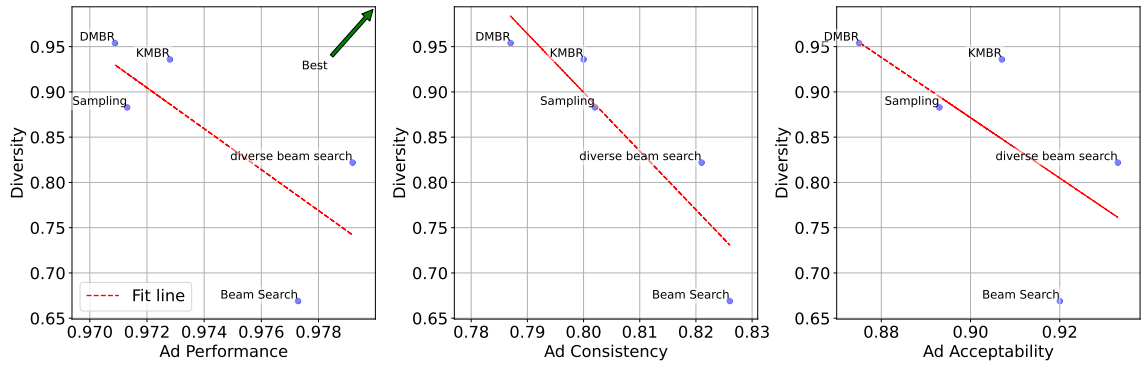


Figure 7: Diversity and ad quality of sampling when varying the order of few-shot examples

You are an advertising expert. You have been tasked with creating listing ads. Based on the conditions below, rephrase the provided advertising text.

Conditions

- Keep it within 15 full-width characters
- Do not add new information or remove included information from the ad text
- Rephrase the ad text diversely using the examples below as references.

Input: Personalized tutoring for strong performance in junior high exams #中学受験に強い個別指導塾

Output: Aim for junior high success with personal tutoring #個別塾で中学合格を目指す

Input: Earn high income with side jobs in Kichijoji #高収入を得る吉祥寺の副業で稼ぐ

Output: Make money with Kichijoji side jobs #吉祥寺の副業でお金儲け

Input: Corporate-focused [Immediate Strength Recruitment] #法人向け【即戦力採用】

Output: Seeking immediate strength! Corporate recruitment #即戦力求む！法人採用

Input: Ad content

Table 9: Model input when varying the prompt.

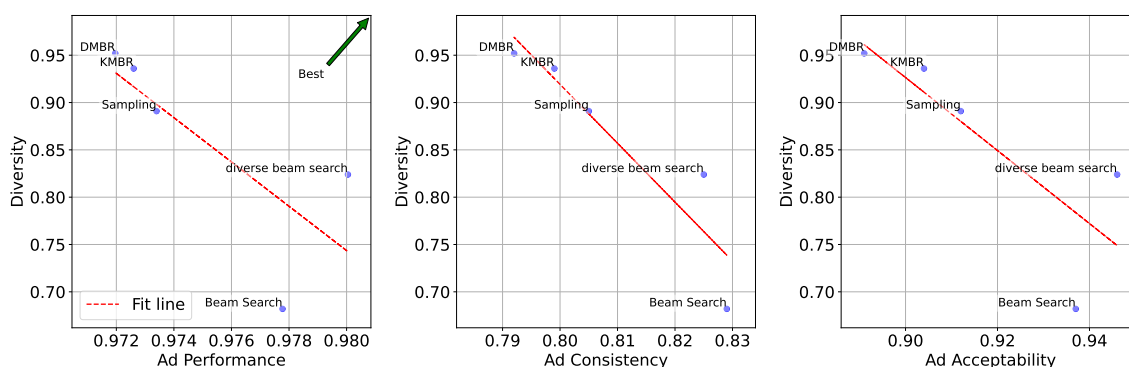


Figure 8: Diversity and ad quality of sampling when varying the instruction

Please select the more ****attractive**** ad text. If there is no difference in impression between the two ad texts, please click "No Difference".

【Evaluation Criteria】

- Do you want to click on it?
- Is it eye-catching?
- Is it easy to read?

【Question】

Please select the more ****attractive**** ad text.

- {Ad Text 1}
 - {Ad Text 2}
 - No Difference
-

Table 10: Instruction for human evaluation of attractiveness. For visibility, Japanese instruction is translated into English.

<p>【Question】</p> <p>Please determine whether the information contained in the following two advertisements is equivalent or not.</p> <ul style="list-style-type: none"> - {Ad Text 1} - {Ad Text 2} <p>【Evaluation Criteria】</p> <ul style="list-style-type: none"> - Focus on differences in the information conveyed, not on variations in vocabulary or word order. - Even if certain information is not explicitly stated, information that can be inferred based on common sense is considered to be included in the ad text. <p>【Options】</p> <ul style="list-style-type: none"> - Equivalent - Not Equivalent
--

Table 11: Instruction for human evaluation of ad consistency. For visibility, Japanese instruction is translated into English.