

Exploring the Innovation Opportunities for Pre-trained Models

Minjung Park
mpark2@andrew.cmu.edu
Carnegie Mellon University
Pittsburgh, PA, USA

Jodi Forlizzi
forlizzi@cs.cmu.edu
Carnegie Mellon University
Pittsburgh, PA, USA

John Zimmerman
johnz@cs.cmu.edu
Carnegie Mellon University
Pittsburgh, PA, USA

ABSTRACT

Innovators transform the world by understanding where services are successfully meeting customers' needs and then using this knowledge to identify failsafe opportunities for innovation. Pre-trained models have changed the AI innovation landscape, making it faster and easier to create new AI products and services. Understanding where pre-trained models are successful is critical for supporting AI innovation. Unfortunately, the hype cycle surrounding pre-trained models makes it hard to know where AI can really be successful. To address this, we investigated pre-trained model applications developed by HCI researchers as a proxy for commercially successful applications. The research applications demonstrate technical capabilities, address real user needs, and avoid ethical challenges. Using an artifact analysis approach, we categorized capabilities, opportunity domains, data types, and emerging interaction design patterns, uncovering some of the opportunity space for innovation with pre-trained models.

CCS CONCEPTS

• **Human-centered computing** → *Interaction design process and methods.*

KEYWORDS

LLM, AI innovation, Generative AI, Pre-trained Models, HCI Innovation, Interaction Design Pattern, Artifact Analysis

1 INTRODUCTION

Innovators benefit from understanding what is working, from knowing about the situations where products and services are currently succeeding [17, 30]. In many cases, this knowledge helps innovators find a lower risk place to begin product development. By *innovator*, we mean the practitioners who work on new products and services they expect to successfully deploy in the world. These include designers, HCI practitioners, consultants, engineers, business people, executives, administrators, and others working in the commercial and public sectors. Innovators rely on knowledge of what is working, from knowing the situations where products and services are currently co-creating value for customers and service providers. For example, makers of mobile phones noticed the success of click-and-go digital cameras—small cameras that were easy to carry and helped people visually document their lives. They innovated by adding cameras to phones. They made users' lives better by reducing what they needed to carry in their pockets, purses, and bags. Later, innovators noticed the emergent behavior of selfie-taking, and they introduced a forward-facing camera on mobile phones.

In support of knowing what is working, design practitioners often create resources that document successful designs. Online repositories of interaction design patterns provide one example [50, 52]. These show conventional ways of overcoming frequent interaction challenges. While researchers most often want to know the gaps—to identify what is not being done so they can make a novel contribution—innovators notice and discuss what is working to mitigate risk of creating things people don't want and won't use.

Over the last several years, a growing body of design research explored AI innovation. This research revealed challenges with integrating data science into the enterprise [40] and challenges HCI/UX practitioners face when trying to envision AI products and services that people want and that can be easily developed [16, 60, 65]. Researchers noted a very high failure rate for AI initiatives within companies [56]. AI systems failed for technical, financial, user acceptance, and/or ethical issues. Design researchers also noted missing, low-hanging fruit—situations where simple AI could create immediate value but was not developed [63, 64]. They described an *AI innovation gap* in which data science teams envision services customers don't want while HCI/UX teams envision services that cannot be built. To address these problems, researchers developed resources documenting AI capabilities found in commercially successful products and services [65], new design processes to help innovators envision better things to build [67], and guidebooks to support prototyping of effective and responsible AI systems [2, 3, 27, 45].

The release of ChatGPT in November 2022 spurred huge interest from innovators and a “gold rush” of investment in creating new AI products and services that make use of pre-trained models. In this paper, we use the term *pre-trained model* to collectively mean Large Language Models, Generative AI, and Foundation Models. We chose this term because the pre-trained aspect of these models offers a major shift for innovators. Instead of collecting data and building a model, innovators can get a faster start by trying models that exist. Pre-trained models offer lots of transfer learning—a model trained to do one thing is also capable of many other tasks. In human terms, transfer learning is like when people learn how to hit a golf ball, they have also developed some of the knowledge and skills needed to hit a baseball, the skill of hitting a thing with a stick. Learning one skill provides learning that works for other things. Pre-trained models initially designed for language translation have unintentionally gained additional skills, such as generating computer code from text descriptions [26]. The large amount of transfer learning in pre-trained models makes it unclear what they can and cannot do, let alone how well they might perform different tasks.

While pre-trained models lower the barriers to creating new AI products and services, they also significantly raise costs and challenge business models. For example, some industry analysts estimate that the use of pre-trained models for web search can



This work is licensed under a Creative Commons Attribution-ShareAlike 4.0 International License.

increase the cost 10 to 100 times [54]. Moreover, Howell et al. point out that running large models can be expensive and scale poorly with increased usage [25]. Question-answering with pre-trained models complicates the web search business model. Traditionally, web search service providers get paid when users click on ad links. When web search questions are asked to pre-trained models, the user sees responses in the form of answers to their question, not a list of ads that will generate revenue for web search providers. For these reasons, it is difficult for innovators to know what pre-trained models can or cannot do, where they might produce more value than costs, where users might willingly accept and use new innovations, and where these innovations do not introduce ethical challenges or unintended harms that significantly diminishes a system's overall value. Innovators lack a resource that tells them where pre-trained models are currently succeeding.

We wanted to help innovators make better choices about what to make using pre-trained models. We wanted to develop a resource documenting situations where pre-trained models are likely to succeed. Unfortunately, commercial applications don't work well for building this resource. While they capture the technical aspects of a capability, current examples don't provide evidence of financial viability, user acceptance, or avoidance of ethical harms. Pre-trained models are caught up in a *hype cycle* [8, 13]. They are largely funded by venture capital, and it is not clear which application areas will prove to be popular and financially viable. Venture capital-supported companies often engage in what might be classified as *predatory pricing* [4]; they make their services available to customers at prices well below actual costs. They are rushing to develop customers and build market share before raising their prices to a level that can cover their costs. Today, even the most popular pre-trained model services, like Microsoft's Co-Pilot for programmers, cost significantly more to operate than they charge customers for the service [15, 39].

As the next best option, we chose to analyze the growing number of pre-trained model applications developed by HCI researchers. These applications demonstrate a technical capability, and they also address real user needs. In addition, with the growing HCI community interest in responsible AI, researchers developing these applications most often consider the possible ethical harms. The one risk of failure that the research applications almost never address is financial viability. The systems developed by HCI researchers rarely discuss or demonstrate that their application can generate more value than costs. While imperfect, we felt a resource documenting what pre-trained models can do, that users want, and that avoids ethical concerns would be better than the current state (better than nothing). We analyzed a corpus of 85 HCI research applications, categorizing their domains, the technical capabilities, the minimum model performance needed to create value for users, and emerging design patterns for human-AI interaction.

This paper makes three contributions. First, it provides the first draft of a resource showing where innovation with pre-trained models might lead to success. This can help innovators make better choices for where to start. Second, it provides a high-level perspective on the kinds of applications HCI researchers are exploring, revealing gaps for new research. Third, it offers some emerging interaction design patterns that can help both innovators and HCI

researchers as they create applications, products, and services that make use of pre-trained models.

2 RELATED WORK

We draw on four areas of HCI research: research on HCI/UX practitioners' struggles with AI, development and assessment of AI guidelines, research to help with ideation and project selection, and emerging work on innovation with pre-trained models.

2.1 HCI Investigations of Practitioners

HCI has investigated AI innovators, particularly the challenges of data scientists trying to collaborate with other stakeholders within the enterprise [16, 32, 33, 40, 61, 62, 66]. Studies documented the struggles data scientists face in effectively communicating what they do and what they mean when talking about a model's likely performance [40]. Research shows AI innovators often choose projects that are too technically challenging [62]. Research suggests that data scientists envision AI services customers do not want while UX/HCI teams envision services that cannot be built [16, 32, 33, 61, 62, 66].

Research noted that UX/HCI practitioners often struggle to understand AI capabilities—what AI can and cannot do [16, 60]. UX/HCI practitioners who have successfully integrated AI into their innovation processes have internalized abstractions AI capabilities [64]. They use examples of specific capabilities to communicate to other design/HCI practitioners and to data science collaborators. Yildirim et al. found that co-locating UX/HCI practitioners and data scientists might improve collaboration and innovation [64]. Close collaboration fosters better communication, enabling more effective and practical AI innovation. Research captures how some UX/HCI practitioners have begun to develop resources and frameworks that document AI capabilities to improve their ability to envision things that can be built [65].

2.2 Resources and Methods for Improving Ideation

HCI research has explored how to improve ideation of AI concepts that are technically feasible and desired by users [31, 36, 65]. This addresses two of the four main reasons AI projects fail. One approach specifically focuses on the use of simple AI and on discovery of situations where moderate, model performance creates customer value [65]. This addresses the observation that innovators are overlooking the “low-hanging fruit.” These researchers assembled a corpus of 40 commercially successful AI features covering 14 industrial domains. Interestingly, 25 of these 40 features required only moderate model performance to generate customer value [65].

To better understand the impact of model performance, HCI researchers developed a task expertise-model performance matrix. They referred to this as the opportunity space for AI innovation [20, 67]. This conceptual model aids interdisciplinary teams in exploring AI concepts that are both valuable and easy to develop, promoting a focus on low-risk, high-value applications. Collectively, this work has improved the ideation of AI concept; however, the work almost entirely focuses on narrow AI.

2.3 Innovation with Pre-trained Models

The 2022 release of ChatGPT [44] triggered a wave of interest and concern around pre-trained models. Unlike narrow AI, which is designed to perform a single specific task, pre-trained models leverage transfer learning to provide many unintended tasks [47, 57]. This raises new challenges for understanding what these models might be able to do. The use of pre-trained models also brings significant benefits by lowering the effort required for development [22]. Since there is no longer a need to collect extensive data and build a model from scratch, innovators can simply use a pre-trained model to test their ideas. However, operating pre-trained models comes with much higher costs [49]. For example, using a pre-trained model for web search can cost 10 to 100 times more than a traditional web search. Additionally, these models are prone to “hallucinations,” where they generate incorrect or nonsensical outputs.

HCI research has begun to explore the challenges of developing systems using pre-trained models. For instance, researchers found that when you fix a model’s error, this can cause an error that was previously fixed to reappear [68]. HCI researchers are also generating many new applications that demonstrate the capabilities of pretrained models and illustrate how they might create value for different kinds of users. HCI researchers also conducted a systematic review to explore how the HCI community perceives the use of LLMs. They performed a systematic literature review of CHI papers and identified domains, roles in HCI projects and key concerns [46].

Our research builds on prior efforts to help innovators envision what they can create with AI. While earlier studies have primarily focused on narrow AI, we shift the focus to pre-trained models, aiming to advance available resources and expand the scope of possibilities for innovation.

3 METHOD

We wanted to help innovators by identifying what pre-trained models can do that can create value in the world. We took a designerly approach, playing with the pre-trained models as a way of understanding what they might or might not be able to do. We thought of this as engaging with pre-trained models as a design material, building on prior HCI work that discusses AI as a design material [16, 18, 19, 35, 41, 64]. We planned to design things to gain a felt understanding of what is possible.

We began by identifying a number of tasks where we assumed pre-trained models would work, and then developed prototypes that demonstrate the capability. We explored many tasks, including providing feedback on posters, analyzing tabular information, classifying messages, scanning resumes, and standardizing formats for references and citations. These efforts all failed due to technical, ethical, and user acceptance issues. For instance, when we asked to filter and analyze specific information from tabular data, it faced technical and ethical limitations, often missing critical information or producing biased results. Moreover, when it provided feedback on posters, we questioned whether users would accept the quality of that feedback. For almost all of the applications we tried, we could not achieve an acceptable level of performance. Our pre-trained model applications just created more work for people, not less. We found this process frustrating. Adding to the frustration was a general level of uncertainty surrounding pre-trained

models. When we could not get systems to do what we wanted, we could not easily tell if the problem was our prompting skills or if we were simply asking too much of the pre-trained models. Our frustration in ideating buildable ideas seemed eerily similar to Yang et al.’s work on Sketching NLP [61], where researchers struggled to envision useful ideas that could be built.

Our frustration drove us to consider a different goal and a different approach. We reframed the problem. Instead of asking what pre-trained models can do, we shifted to asking, “what have people been successful at getting pre-trained models to do?” Instead of playing with and building things using pre-trained models, we shifted to analyzing applications that made effective use of this technology.

3.1 Selecting a Corpus

Inspired by the success of Yildirim et al.’s use of commercially successful AI features to build a taxonomy of AI capabilities, we wanted to follow a similar approach with a focus on pre-trained models. We wanted to help innovators avoid the four main causes of AI project failure [56]: (i) cannot achieve the minimally acceptable model performance, (ii) development and operational costs outweigh the application’s value, (iii) users will not accept and use the application (often because the system does not address a real user need), and (iv) the application has ethical challenges that create unintended harm. However, we struggled to find a corpus of successful applications.

We chose not to document commercial applications due to the current hype cycle. We worried that current commercial applications—funded by venture capital and using “predatory pricing”—could mislead innovators into inferring impossible financial models for inferring user needs that do not exist. We reasoned that research HCI applications could serve as a more valuable proxy for commercial success. We explored applications from four HCI venues: CHI, DIS, CSCW, and UIST. The number of papers presenting applications made with pre-trained models over the past three years from these four venues has grown rapidly (shown in Figure 1).

We chose to exclude UIST and CSCW. UIST primarily focuses on exploring speculative technologies with less attention to user needs, CSCW is more oriented toward theories of human behavior and the impact of AI on human-to-human and human-to-AI collaboration than in demonstrating technology users might find valuable. We chose to exclusively focus on CHI and DIS for their alignment with our research goals of technical feasibility, user acceptance, and avoidance of ethical concerns.

Notably, we were interested in the applications built with pre-trained models, not in the research questions being asked. Our focus was on making a valuable resource that innovators might use as a starting place for envisioning new AI products and services that make use of pre-trained models. To create the collection, we searched in the ACM SIGCHI database and its mirror (dl.acm.org and programs.sigchi.org). We used the terms “Large Language Model”, “LLM”, “Foundation Model”, “Language Model”, “Large Language” and “Generative AI”. Our search returned 1140 publications (Large Language Model: 212; LLM: 240; Large Language: 221; Generative AI: 189, Language Model: 264; Foundation

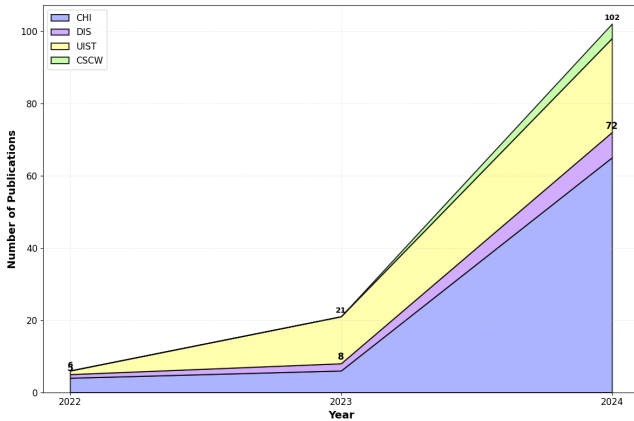


Figure 1: The number of papers presenting applications made with pre-trained models over the past three years from CHI, DIS, UIST and CSCW. We start in 2022 as this is when Open AI released ChatGPT and kicked off the public’s interest in pre-trained models.

Model: 14) in their title or abstract. Initially, we focused on overlapping papers that repeatedly appeared in searches using multiple search terms. For example, a title like “Challenges and Opportunities in Designing with Generative AI and Large Language Models for HCI (hypothetical example)” could be found using both “Generative AI” and “Large Language Model” as search terms. Then, we filtered out papers that mentioned the search terms in the abstract but were unrelated to them in the main content of the paper. Finally, we only considered full papers, narrowing the dataset to 196. From these, we identified 85 full papers that designed applications with pre-trained models (see Appendix 3 for the full list and the detailed flow of inclusion is shown in Figure2).



Figure 2: Illustrating the search, filtering, inclusion, and exclusion process.

3.2 Artifact Analysis

We used artifact analysis [1, 23, 28, 51] to guide our analysis of the 85 AI applications (see AppendixA for the full list). Artifact analysis comes from social anthropology. Researchers analyze the things people use as a way of better understanding people. HCI researchers have used this method to explore highly uncertain tasks like the design of a robot. DiSalvo et al. developed an initial understanding of which features and dimensions of a humanoid robot’s face most significantly influence people’s perception of its humanness [14]. They used artifact analysis to gain insights into which specific

facial features of robots are effective in evoking anthropomorphism. Similarly, Odom et al. applied artifact analysis in the context of slow design cases with the ultimate goal of producing new concepts that could support innovative practices within an expanded, design-oriented theoretical framework [43].

Given our focus on trying to guide innovators toward failsafe opportunities for innovation, we chose four application aspects to investigate. We looked at the domain (e.g., healthcare, hospitality). We extracted pre-trained model capabilities—what pre-trained models can reasonably do. We inferred an application’s task expertise (how hard is the task for a person) and model performance (the minimal performance the AI needs to create value for the user). Finally, we searched for emerging design patterns showing how users might effectively engage with applications that use pre-trained models.

3.2.1 Identify Domains. Yilidirim et al.’s work on AI capabilities covered 14 industrial domains. We used this structure as a starting place. To infer the domain, we looked at how authors described the intended users of their system. For example, a system made for doctors would get placed in healthcare. In cases where the user did not map into one of the 14 industrial domains, we added a new domains to the list.

3.2.2 Extract Capabilities. We extended the process used by prior literature [65], including their focus on capturing AI capabilities (what AI can do) and not mechanism (how it makes an inference). We followed their bottom up, inductive approach. We first detailed specific capabilities for each application. This resulted in 294 specific capabilities. We then collapsed these into relevant clusters, hiding unnecessary detail and keeping the focus on what a pre-trained model could reasonably do.

As part of this bottom up process, we slowly evolved a grammar for describing a capability: [Capability (action verb)] + [Output form or structure] + [Input data]. For example: a system that produced a transcript from audio would appear as [Transcribe] + [into Text] + [from Speech]. This structure allowed us to capture each capability as a sentence and then compare it to the other capabilities. We created consistent language across the examples. For example, an individual capability might use the term Talk, Speak, or Vocalize; however, when looking across the set of capabilities, we would choose the best term to bring these capabilities together, in this case, Vocalize.

To guide this inductive process, we would individually document capabilities and then meet as a group to discuss and reach a consensus on the grammar and on the terms. Throughout this process, we kept a tight focus on making choices that would make this resource of capabilities useful to innovators. Similar to Yilidirim [65], this meant we needed to constantly consider the relevant level of granularity, the generality of the specific words we chose, and the breadth that our capabilities conveyed. We worried that innovators might incorrectly assume that the pre-trained models were more capable than our dataset really indicated. For example, one capability details how pretrained models can answer a question about a product when given the description of a product. We intentionally kept the term “product” for this example to avoid innovators thinking a pre-trained model could answer a question about anything that could be described.

3.2.3 Infer Expertise and Performance. Yildirim et al.’s work showed that when designers were given a set of commercially successful AI capabilities, they still envisioned things that could not be built [65]. To overcome this challenge, they created the task-expertise/model-performance matrix. Taking their initial failure as a lesson, we followed their process and mapped the 85 applications in terms of how hard a task was for a human to perform (three levels: expertise, typical adult, less than a typical adult), and in terms of the minimal level of model performance needed to create user value (moderate, good, and excellent). As an example, in situations where a user wants to find an image of a cat from an image dataset, the system would need only moderate model performance. If the user needed to find all the images within the dataset that showed a cat, then the system would need excellent model performance. Based on the application descriptions from the research papers and by leveraging Yildirim et al.’s process, we made collective, subjective inferences for task-expertise and for model-performance.

3.2.4 Explore Interaction Design Patterns. The developers of pre-trained models often allow people to interact with the model using a prompt-based interface like the one used by ChatGPT. All of the research applications placed an Human-AI interface between users and the pre-trained model’s prompt interface. We analyzed these interfaces to discover emerging design patterns [7, 42]. We looked at the interface images as well as text describing the human-AI interaction. We followed a process similar to Yang et al. [63], in their work to discover design patterns for adaptive UIs used in mobile apps. We first identified the “problem” that the pattern addressed. This could be the user’s problem or the service provider’s problem. In most cases, this was not explicitly stated. Next, we looked for commonalities in the interaction flow and sequencing, and in the layout of the elements and features of the different interfaces. This process revealed seven emerging design patterns. For each pattern, we noted the problem and how the interface addresses the problem. In the findings section, we describe each pattern along with examples from our corpus of research applications.

4 FINDINGS

The findings of our artifact analysis revealed the domains where pre-trained models create value, the capabilities researchers employed in their applications, the types of input and output data used, and some emerging design patterns for interacting with applications that employ pre-trained models.

4.1 Domains Where Pre-trained Models Create Value

Many of the applications in our corpus focused on two domains, leisure (26) and education (21) (see Fig. 3). We discovered that other applications in our corpus focused on office productivity (10), healthcare (5), security (2), energy (1), marketing (1), and science (1). Interestingly, none of the applications were related to finance, government & policy, hospitality, human resources, manufacturing & agriculture, or transportation (domains from [65]). Eighteen applications did not fit Yildirim et al.’s domains. These included creativity tools for professional programmers, and tools to help professional designers or other creatives. We categorized these into

two domains: *Art & Design* and *Software*, indicated in the figure below (Fig. 3) in purples.

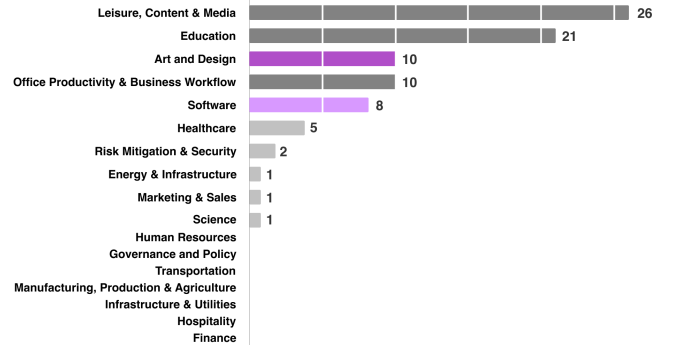


Figure 3: Mapping of pretrained model applications to industrial domains published in Yildirim et al[65] where AI has traditionally created value.

4.2 Pre-trained Model Capabilities

We inferred 294 individual capabilities (see AppendixB for the full list). These included things like *summarize a web page based on title and initial paragraphs*, *transform into a JSON file from a pdf*, and *identify key features based on children’s doodles*

LEGEND:

[Capability] + [Output form or structure] + [Input data]

We clustered these capabilities based on overlaps. This resulted in 33 capabilities (Table 1, column 1). Clustering organized capabilities by their actions and the kinds of data they took as input or produced as output. The 33 capabilities clustered into 13 specific actions (Table 1, column 2).

We further clustered the 13 actions into three high-level categories (Table 1, column 3). This was based on the quantity and form of input and output data. *Generate New Content* represents situations where pre-trained models take in a small amount of data describing what users want and return a large amount of content. *Transform Content* represents situations where pre-trained models take in and return approximately equal amounts of content, and where that content gets returned in a new form. *Understand Content* represents situations where pre-trained models take in lots of content and return small amounts of content that characterizes the content the user provided. More than half of capabilities, 69.4% (204 of 294) fit understand content, 22.4% (66 of 294) fit generate new content, and 8.2% (24 of 294) fit transform content. Among the 13 specific capabilities, 7 fit understand content, more than half of the total. Two capabilities fit generate new content, and four fit transform content. We observed a tendency for the main capability of an application to shift from *generate new content* to *understand content* over the past three years of research applications (papers) we analyzed.

The 13 specific capabilities included in each category are as follows:

Table 1: Pre-trained Model Capabilities: (Left to Right) 33 capability clusters, 13 specific actions, and three high-level capability themes. (LEGEND: [Capability (action verb)] + [Output form or structure] + [Input data])

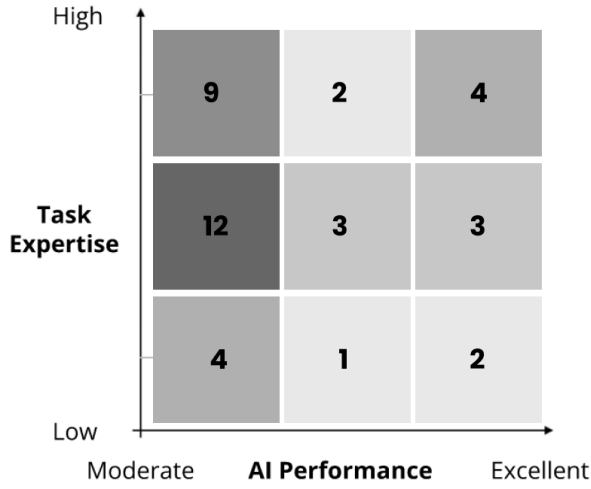
Capability as [Action verb] + [Output Form] + [Input Data]	capability actions and definition	capability themes
Render an image based on a topic, mood, tone, keywords, or description (21)	Render(34) Generate a desired image.	Generate New Content (66)
Render a persona image based on a persona description (2)		
Render an image that communicates a tone or mood based on an image (11)		
Write a description based on image (10)	Write(32) Generate a specific form of text, like a story, dialog, description, or questions.	
Write a story based on a topic or description (7)		
Write a description based on keywords (9)		
Write a character's response based on dialog (6)		
Code into computer code based on a task description (11)	Code (11) Transform a description into a computer program.	Transform Content (24)
Transcribe into text from speech (8)	Transcribe (8) Transform speech into text.	
Translate into a description from computational code (3)	Translate (3) Transform a computer program into a description.	
Vocalize into speech based on a transcript (2)	Vocalize (2) Transform text into speech.	
Answer a question about a product based on a product description (2)	Answer (28) Understand content and questions to provide answers.	Understand Content (204)
Answer a question informed by context based on what was mentioned earlier (17)		
Answer how to do something based on a question about programming or scientific knowledge (9)		
Rank program function based on a point in computer code (2)	Rank (8) Understand and order actions, elements, and qualities.	
Rank personas based on description (1)		
Rank color scheme based on description (1)		
Rank keyword suggestions based on a point in prompt (4)		
Find similar keywords or document based on dialog, documents, or description (24)	Find Similar (28) Find similar content.	
Find similar element in the image based on a group of images (4)		
Identify an inappropriate or offensive response based on dialog (3)	Identify (27) Recognize specific things in content.	
Identify if a person is in an image from a tagged images (2)		
Identify sections or elements (problems, methods) based on research paper or dialog (9)		
Identify the argument from a document, image, or dialog (3)		
Identify the sentiment from a document, image, or dialog (10)		
Interpret explanation based on professional terms (7)	Interpret (21) Understand the subtext, the meaning of the content.	
Interpret a question to ask someone based on dialog or story (12)		
Interpret reason based on a professional knowledge (2)		
Summarize into keywords or bullet list based on a document, dialog, or diary (35)	Summarize (58) Summarize content.	
Summarize into a few sentences based on documents, stories, or dialog (23)		
Refine document's tone of voice based on document and tone request (23)	Refine (34) Improve the quality of the content.	
Refine fix grammar error based on text (2)		
Refine into a more explicit and effective prompt based on a vague prompt (9)		

- **Generate New Content (66):** render (34) and write (32)
- **Transform Content (24):** Code (11), transcribe (8), translate (3), and vocalize (2)
- **Understand Content (204):** summarize (58), refine (34), answer (28), find similar (28), identify (27), interpret (21), and rank (8)

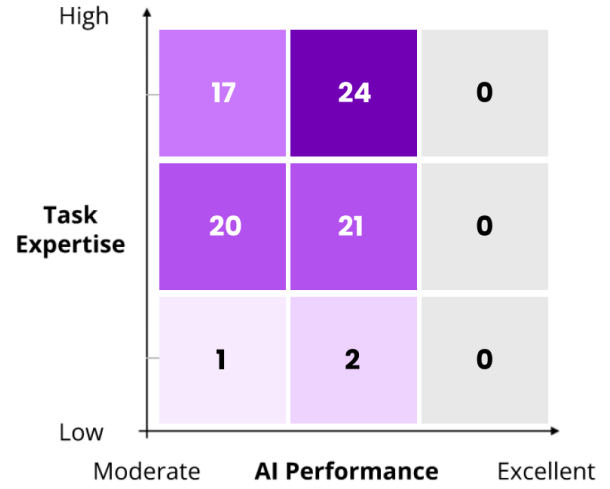
Several of the 13 capabilities were more frequently utilized in the applications. For instance, summarize (58), render (34), and refine (34) were the most used. Summarize and refine fit *Understand Content*, while render fit *Generate New Content*. Within *Generate New Content*, both capabilities write and render had over 30 occurrences. Similarly, in *Understand Content*, six out of the seven specific capabilities had over 20 occurrences: summarize (58), refine (34), answer (28), find similar (28), identify (27), and interpret (21). Interestingly, the highest count in the *Transform Content* category

was code, with 11 occurrences. The four capabilities with the lowest counts - code(11), transcribe(8), translate(3), and vocalize(2) - all fit *Transform Content*.

4.2.1 Input/output Data Types. 89% (261) of the applications used text as input, and 85% (251) produced text as output. This included various forms of text including stories, descriptions, research papers, dialogues, computer code, and lists of keywords. 8% (25) used image data as input, and 13% (39) produced images as output. Input and output images included people, objects, conceptual examples, sketches, interiors, and color palettes. They also included complete images and segments and elements extracted from images. 2.7% (8) used audio for input, and 1% (3) output audio. In all cases, audio was of human speech. Depth maps were used as output by one application (0.34%). None of the applications appeared to use time series data (e.g., web usage logs, medical records), graphs/network data



(a) Yildirim et al.'s matrix
[65]



(b) Our matrix: Applications with Pre-trained models

Figure 4: Task-expertise and Model-performance

(e.g., relationships, clusters), or sensor data (e.g., motion, non-vocal sound, humidity, radar) as input or output, even though these are frequently used for narrow AI systems.

4.3 Task-expertise and Model-performance

We plotted the inferred task expertise and minimum model performance for each of the 85 applications (Figure 4). We were surprised to see that none of the applications required excellent model performance to create value for their users. In addition, we were surprised that only three of the 85 applications had a task expertise less than a typical adult. These three included a system that logs everyday activities, a semantic image searching tool, and a chatbot designed to reduce loneliness [5, 9, 59]. The majority of applications spread evenly from the upper-left corner (expert task/moderate performance) to the center (typical adult task/good performance).

We compared our matrix to the one resulting from an analysis of narrow AI [65](Figure 4a and Figure 4b). The narrow AI matrix had more density in the moderate model performance sector. It also had more density for less than a typical adult task expertise and more density for applications with excellent model performance. Examples of narrow AI applications with excellent model performance included things like medical imaging analysis (expert task/excellent performance) and biometric security (less than adult task/excellent performance). None of the applications we analyzed required excellent model performance. Narrow AI applications that required a level of expertise less than a typical adult included IoT sensing systems like smartwatch workout detection (less than adult expertise/moderate performance) and simple two-class classifiers like the biometric security. The applications we analyzed did not use pre-trained models for processing low-level sensor data, nor did they focus on simple two-class classification tasks.

4.4 Interaction Design Patterns

Our analysis revealed seven emerging interaction design patterns used across these applications: ChatBot Interview, Reveal Dimensions, Something Like This, Dessert Cart, Refine This, Complete This, and Blank Page Paralysis (Table 2). Many applications employed more than one of these patterns in their interaction designs. Below, we detail the seven patterns, discuss the interaction problem they address, and use examples to illustrate how the patterns work.

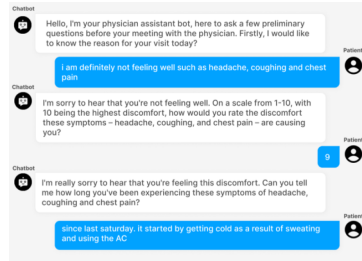
4.4.1 Chatbot Interview. Service providers often need detailed information from their customers in order to provide effective service. Today, they might use a complicated form or an interview at the start of a customer's journey to collect this information. The **ChatBot Interview** pattern collects the needed information by having a ChatBot interview the user.

Examples from Our Corpus The Pre-Consultation application uses a ChatBot to interview patients in the waiting room (Figure 5a)[34]. It collects medical history needed for an effective patient-clinician interaction. It replaces a clinician or the use of a tablet-based form. The CHACHA application interviews children to collect the emotions connected to different personal events (Figure 5b) [48]. It includes features that facilitate emotional expression, including a peer-like persona. It works to avoid single word responses from the child. CHACHA is meant to overcome the current problem of consistent data that comes from the many different clinicians who currently conduct interviews.

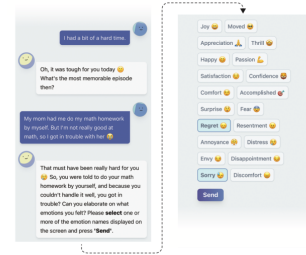
4.4.2 Reveal Dimensions. dUsers often do not know what dimensions matter when they create content or making a decision. The **Reveal Dimensions** pattern surfaces the dimensions others have used when completing the same or similar task. This operationalizes the concept of collective intelligence and leads users to better outcomes. The **Reveal Dimensions** pattern synthesizes data and guides users in structured exploration.

Table 2: Emerging Interaction Design Patterns from the research applications.

Interaction Design Pattern	Problem	Solution	Artifact Number
Chatbot Interview	Need to collect customer information	Collects the needed information by having a chatbot interview	2, 4, 5, 9, 11, 12, 21, 22, 23, 26, 34, 35, 40, 41, 42, 43, 45, 48, 49, 51, 53, 54, 55, 60, 61, 73
Reveal Dimensions	Uncertain about which dimensions are important for content creation and decision-making	Surfaces the dimensions others have used or previous users found useful.	1, 2, 4, 5, 9, 10, 12, 13, 17, 18, 19, 24, 26, 29, 30, 32, 33, 34, 37, 43, 44, 45, 48, 50, 63, 66, 68, 69, 78, 79, 80
Something Like This	Struggle to communicate their desire in words	Express desires through examples	3, 13, 16, 18, 38, 67, 80
Dessert Cart	Lack clarity about their overall desires. Uncertain about what they want	Provide multiple versions of what they are looking for	1, 3, 4, 5, 9, 10, 13, 15, 16, 18, 23, 25, 26, 27, 30, 31, 32, 33, 35, 39, 47, 48, 51, 52, 57, 60, 62, 67, 68, 71, 77, 79, 80, 85
Refine This	Lack specificity regarding the details of their desires. Unsure of how to improve something.	Guides users in refining their ideas in real-time	5, 6, 9, 13, 15, 16, 17, 18, 24, 26, 28, 29, 30, 35, 37, 51, 52, 57, 58, 62, 67, 75, 79, 81, 82, 83
Complete This	Struggle to complete a communication task	Provides updated drafts and guidance to help users complete content creation tasks	6, 10, 14, 15, 16, 17, 19, 24, 30, 34, 35, 52, 56, 59, 62, 63, 65, 66, 76
Blank Page Paralysis	Feel overwhelmed by a blank page and are unsure how to start	Generates an initial draft, intermediate result, or suggested methods and materials	2, 7, 8, 18, 22, 25, 28, 29, 33, 36, 38, 42, 43, 46, 50, 51, 58, 70, 72, 74, 75, 79



(a) Pre-Consultation (Artifact Number: 64, CHI' 24)



(b) CHACHA Chatbot (Artifact Number: 23, CHI' 24)

Figure 5: Examples of Chatbot Interview

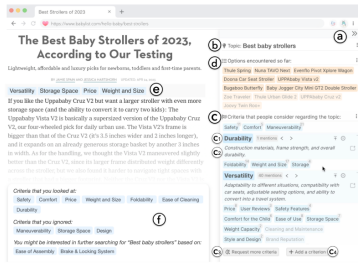
Examples from Our Corpus : The Selenite application helps users make a purchase decision for products that they are new to or unfamiliar with (Figure 6a) [37]. It reveals the criteria commonly used by prior users when completing this task. The CloChat application (Figure 6b) [21] supports users in designing the persona for a conversational agent. It provides users with six different factors, each with a set of options, helping them consider important features. By exploring these dimensions, users can better understand their preferences and more effectively create a conversational partner they want to use.

4.4.3 Something Like This. People sometimes want a new thing that is similar to something they are familiar with. For example, when going to get a haircut, a person might take an image of someone with the haircut they desire to communicate more effectively with a stylist. The **Something Like This** pattern allows users to express what they want through examples, making it easier to convey

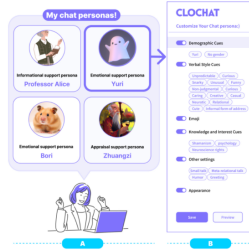
their intentions. This pattern facilitates communication by enabling users to share visual or conceptual examples, such as a moodboard, that represent their desires.

Examples from Our Corpus : The CreativeConnect (Figure ??) [11] application supports designers' ideation by letting them share examples. The interface asks users to upload a reference image. It then generates keywords and retrieves similar images that encourage users to refine their requests. PhotoScout (Figure 7a) [5] is a multi-modal image search tool which allow users can communicate their intention. To find the desired image, users provide a natural language prompt and refine the search by uploading both positive and negative example images.

4.4.4 Dessert Cart. When starting to create new content or to solve a problem, users sometimes only have a vague idea of what they want. They lack clarity on their desire. This makes it challenging to describe what they want. In many cases, users might

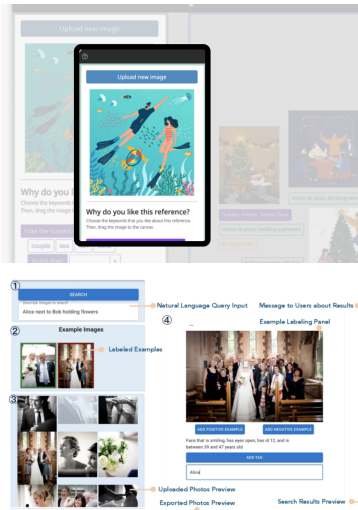


(a) Selenite (Artifact Number: 1, CHI' 24)



(b) CloChat (Artifact Number: 4, CHI' 24)

Figure 6: Examples of Reveal Dimensions



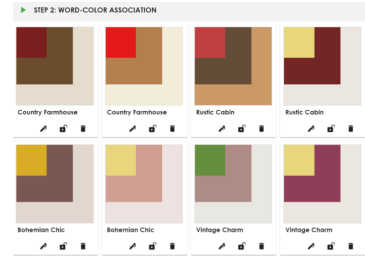
(a) Photoscout (Artifact Number: 38, CHI' 24)

Figure 7: Examples of Something Like This

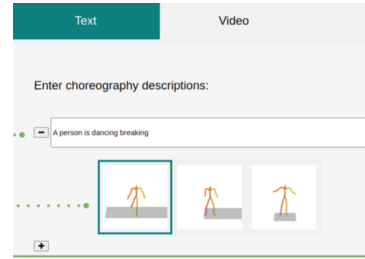
know what they want when they see it. The **Dessert Cart** pattern provides users with several versions (images, color palettes, stories, or documents) that they can choose from. By offering a variety of options, the **Dessert Cart** pattern helps users hone their desire.

Examples from Our Corpus : The C2Ideas application (Figure 8a) [24] helps users mock up a new interior design. Users provide a few keywords to express their desired mood and tone. C2Ideas generates eight color palettes based on the users' input. Users can select one or they can choose new keywords. The DanceGen application (Figure 8b) [38] helps users create unique dance motions.

Users describe what they want with words and DanceGen provides three options. By exploring the variations, users can move closer to their desire.



(a) C2Idea (Artifact Number: 26, CHI' 24)



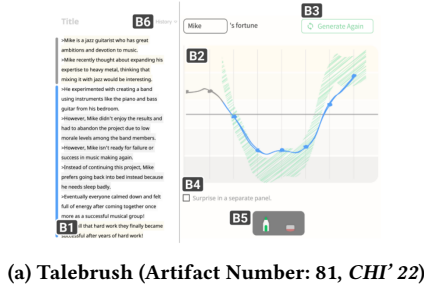
(b) DanceGen (Artifact Number: 68, DIS' 24)

Figure 8: Examples of Dessert Cart

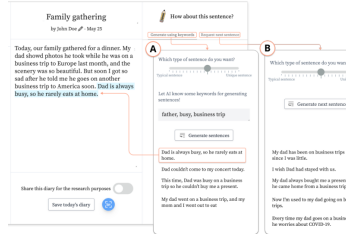
4.4.5 Refine This. Users often start with an idea or a general sense of what they want but lack clarity on the specific details. They may only have a high-level or aggregate understanding of their concept and feel uncertain about how their idea will look or function. The **Refine This** pattern guides users in refining their ideas in real-time. This approach allows users to progressively narrow down their options, helping them identify their specific desires. By visualizing the changes and providing intermediate results, users can move closer to a well-defined outcome and clearly identify their desire.

Examples from Our Corpus : TaleBrush (Figure 9a) [12] is a story-generating tool that works by sketching a protagonist's fortune. While co-generating stories with TaleBrush, users draw a line plot of the character's fortune on the right side and can view the generated story in real time on the left side. After reading the story, users can refine it by re-sketching the fortune plot to make it more extreme or calm. DiaryMate (Figure 9b) [29] is a personal journal writing assistant that suggests the next sentence for a journal. While users receive suggestions, they can view the LLM-generated sentences and adjust the type of sentence in real time. Users can change the tone of a sentence with sliders, and confirm the change in real time.

4.4.6 Complete This. Users sometimes struggle to finish a content generation task because aspects of it feel overwhelming or laborious or they may feel uncertain about how to proceed. The **Complete This** pattern addresses this challenge by providing updated drafts of the communication to guide users toward completion.



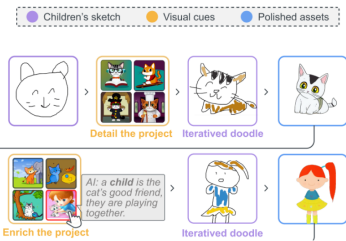
(a) Talebrush (Artifact Number: 81, CHI' 22)




(b) DiaryMate (Artifact Number: 52, CHI' 24)

Figure 9: Examples of Refine This

Examples from Our Corpus : ChatScratch (Figure 10a) [10] is a learning tool which teaches programming through interactive storyboards and digital drawings. Based on an initial sketch created by a child, ChatScratch creates a polished version. PromptCharm (Figure 10b) [55] facilitates text-to-image creation through prompt engineering. Users write an accurate prompt that the computer can understand. Since writing proper prompts can be challenging, PromptCharm assists users by allowing them to refine their draft prompts. It then generates an image from the text prompt.




(a) ChatScratch (Artifact Number: 35, CHI' 24)

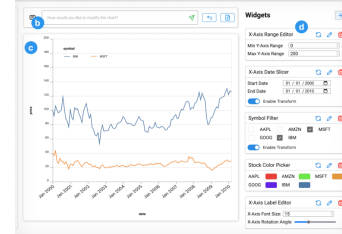


(b) PromptCharm (Artifact Number:15,CHI' 24)

Figure 10: Examples of Complete This



(a) GlassMail (Artifact Number: 70, DIS' 24)



(b) DynaVis (Artifact Number: 29, CHI' 24)

Figure 11: Examples of Blank Page Paralysis

4.4.7 Blank Page Paralysis. When creating content, users often feel overwhelmed by the blank page and are unsure of how to start. The **Blank Page Paralysis** pattern addresses this challenge by generating an initial draft, intermediate result, or suggested methods and materials. It provides users with a starting point to respond to, helping them overcome the lack of inertia from the blank page.

Examples from Our Corpus : The GlassMail application (Figure 11a) [69] is an email creation assistant. GlassMail generates a draft of an email and then asks the user to review and edit. The DynaVis application (Figure 11b) [53] provides both natural language input and UI widgets to help users create a visualization. Users can provide natural language commands to edit a visualization. The system first generates a default visualization along with controls based on the user's imported data.

5 DISCUSSION

Innovators often want to know where products and services are currently co-creating value for customers and service providers to help them select a lower risk starting place for innovating. This is particularly challenging for AI innovators who want to leverage the capabilities of pre-trained models, where commercial examples are caught in a hype cycle from venture capital funding that makes inferring where success is happening quite difficult. To help them, we developed a resource of “successful” applications by analyzing recent HCI research applications. We analyzed 85 applications, identifying the domains, model performance, and task expertise for each. We extracted 294 pre-trained model capabilities, and we documented seven emerging design patterns. We view these resources-including the set of applications with their domains, model performance, and task expertise; the collection of pre-trained model capabilities; and the small set of emerging design patterns-as “better than nothing,” the current state of the world for innovators

who want to create new things with pre-trained models. Below we discuss the implications and limitations of our research.

5.1 Value in Understanding Content

Many people refer to pre-trained models as Generative AI or GenAI. Thus, it is easy to assume innovators should focus on using pre-trained models to automate content generation. Most of the applications we analyzed create value for users by helping them generate or improve new artifacts made up largely of text and images. What surprised us was the much larger number of capabilities that deliver content understanding.

Researchers leveraged content understanding as a step towards generating summaries, answering questions, finding similar things, creating rankings/recommendations, classifying and extracting specific elements and items, refining and improving content, and interpreting content's meaning in order to draw out subtextual insights. In hindsight, it seems obvious that in order to generate content, a system would also need some level of content understanding. We may have overlooked this due to NLP research that has historically separated generation (NLG) and understanding (NLU). We were impressed with researchers' ability to effectively bring these aspects together. We view content understanding as a potential starting place for innovation and as a topic for additional HCI research. An open challenge for both researchers and innovators is addressing the moderate to good level of model performance. How should researchers or innovators discover opportunities where moderate to good levels of content understanding might be valuable and useful? This seems like a ripe target for new research on AI innovation methods.

5.2 Revealing Gaps

In reflecting on the applications, we began to notice important gaps. We identified two areas that seem underinvestigated. They both have great potential for co-creating user and service provider value. First, applications rarely ever focus on producing many similar artifacts for large audiences. Second, applications only touched a small number of domains.

Manufacturing creates value by making it fast and cheap to create the identical things for many people. For example, a fast fashion brand can design a pair of jeans and manufacture thousands of pairs to sell globally. At the other end of a continuum, crafts create value by having a craftsperson make a one-of-a-kind product that is carefully handcrafted. This would be like a high-fashion brand design tailored jeans for a celebrity. Every jeans will be unique and different, but each takes a lot of effort. Pre-trained models have the potential to disrupt the space between the two ends of this continuum. Pre-trained models hold the promise to craft unique artifacts for each person. Using the fashion analogy, a designer could create a standard jean, and pre-trained models could make individual versions for each customer. This might include changing body types or climates, or some other quality the customer cares about. This is something manufacturing cannot do and that is expensive for craft to do.

The applications we analyzed almost exclusively focused on helping a single user make a single thing. They help a homeowner generate an interior design, help a researcher find a good research

question, or help a designer create the perfect ChatBot persona. However, none of the applications investigated how pre-trained models might be used to create many similar versions of the same thing tailored to different individuals or groups. This overlooks the broader applicability of a single application, which could be valuable to numerous homeowners facing diverse design challenges. In reflecting on this, we quickly thought of 100 plus examples where value might be co-created by making many things for many people. A job searcher might use their standard cover letter and resume along with a set of job listings to customize their materials for each job application. An advertising company might write an email marketing copy for a new product and then use descriptions of different customer segments to create many targeted versions of the ad. A font designer might create a few letter forms and then get pre-trained models to generate the other letters, different weights, italics, and ligatures. Pre-trained models should be able to automate much more personalized production, but researchers have not explored this. It could be that researchers did develop these sorts of applications, but they were not accepted for publication, thus they were not a part of our analysis.

The applications in our corpus only touched on a small number of domains. Researchers did not make applications for manufacturing, agriculture, transportation, government, or finance, even though narrow AI applications have created value for these domains. Industry media shows that the banking and the financial services sector have traditionally been one of the fastest adopters of new technology. Journalists note that this domain is playing with new services that utilize pre-trained models, such as intelligent customer support [58]. Interestingly, none of the applications in our corpus touched on this domain. The small number of domains explored might say more about the inchoate state of HCI research on pre-trained models or on the partnerships and collaborations HCI researchers currently have. Given this unexpected gap, we encourage researchers to explore these less investigated domains.

It was less surprising to see that across the capabilities described by Yildirim et al. [65], that optimization and forecasting, which seem to play a large role in narrow AI, did not appear in the applications researchers developed. We saw nothing close to well known and very successful AI capabilities such as predictive maintenance, demand prediction (smart warehousing), or digital twins, which help companies prototype new ways to optimize. We suspect that we did not see these things because they are not central to the more generative capabilities that seem to dominate pre-trained models. We do not claim optimization and forecasting are not possible with pre-trained models, only that HCI researchers do not seem to be trying to get them to take on these traditional AI strengths.

5.3 How Innovators Might Use Capabilities and Interaction Design Patterns

We believe the resources we developed using research applications as a proxy for commercial success can be useful to innovators. Below we share a few ways they might engage with these resources that emerged from our reflection on the research. We make use of the familiar double diamond, user-centered innovation model to help illustrate opportunities for use. We discuss usage in terms of *domain experts* (innovators with expertise in an industrial sector

such as healthcare, finance, hospitality) and *platform innovators* (innovators with expertise in a technology platform such as mobile, social media, web application, robotics, VR) (Figure 12).

Innovators working as domain experts might benefit from thinking about pre-trained model capabilities when they are at the center of the double diamond. This assumes they have a good understanding of their customers' and users' needs. They draw on this knowledge as they search for new things to make that co-create value. Their goal is to find a harmonious intersection of needs and reasonable AI capabilities. They can look over our set of capabilities and ask themselves; When might my customers or users find this useful? What activities are they engaged in where this might be useful? Next, they can explore if fulfilling a need with one of the capabilities would be valuable. Would it create more value than costs. Note, Yang et al., [62] described domain driven AI innovation as starting in the center of the double diamond. They start with the selection of an application or feature they think will help users.

Platform innovators might make use of the capabilities and domains at the start of the double diamond. They have deep knowledge of the platform they typically use when innovating. They could review the list of capabilities to envision matches, where the capability extends what their platform can already do. These innovators can use matchmaking [6], a technology-centered approach to innovation, which starts with capabilities and then searches for the best customer-to-application pair. For example, if someone invented velcro, they would use matchmaking to search for your best customer. Who needs velcro? Who has such a strong need they might pay the most for this capability? HCI researchers have previously had luck using matchmaking or hybrid matchingmaking and user-centered design process to innovate with AI [36, 65].

The design patterns might be useful to any type of innovator when they reach the middle of the second diamond and start to iteratively improve a prototype, turning into a real product or service. Innovators can look at the different interaction design challenges they face and review the patterns to see if one or more might help resolve this challenge.

6 LIMITATIONS

Our work has two limitations. First, our research and of the resources we developed for innovators comes from our choice to exclusively focus on pre-trained model applications from researchers who publish at ACM CHI and DIS. We could have analyzed commercial applications; however, the current hype cycle surround pre-trained models made us view this source as less valuable than research applications. We could have included research using pre-trained models more broadly, from a larger set of HCI and AI researchers. However, we chose to focus on CHI and DIS as it brings with it a concern for user needs and an emerging understanding of the issues and risks around responsible AI. We feel our choice to only analyze research applications makes our resources incomplete, but not incorrect. Second, our research heavily relies on a single prior work—specifically, Yildirim et al.'s study on AI capabilities, particularly in identifying domains and structuring the capability analysis. While this foundational work is highly relevant, such reliance may have shaped or constrained our findings. Therefore, we view these resources as preliminary and hope that future researchers will contribute new capabilities, additional insights on model performance and expertise, and many more interaction design patterns.

Innovators want to know where they are likely to experience success. Our use of the term “commercially successful” is meant to capture products and services that have a long history of value creation and success. Things like *restaurants* have been around for a long time. There is a market, a collection of people who regularly go out and eat. Creating a new restaurant does not require users to adopt some new behavior. The success of restaurants does not mean that every new restaurant will experience success, but it implies that trying to create a new restaurant is less risky than trying to create things that require larger changes in people's behaviors. We do not see any of the current, publicly available applications that leverage pre-trained models as commercially successful because they do not have evidence from many, many years of success. Most of the applications are funded by investors who hope for future commercial success. We recognize that the HCI research corpus has a huge blind spot in terms of financial risks. Financial success

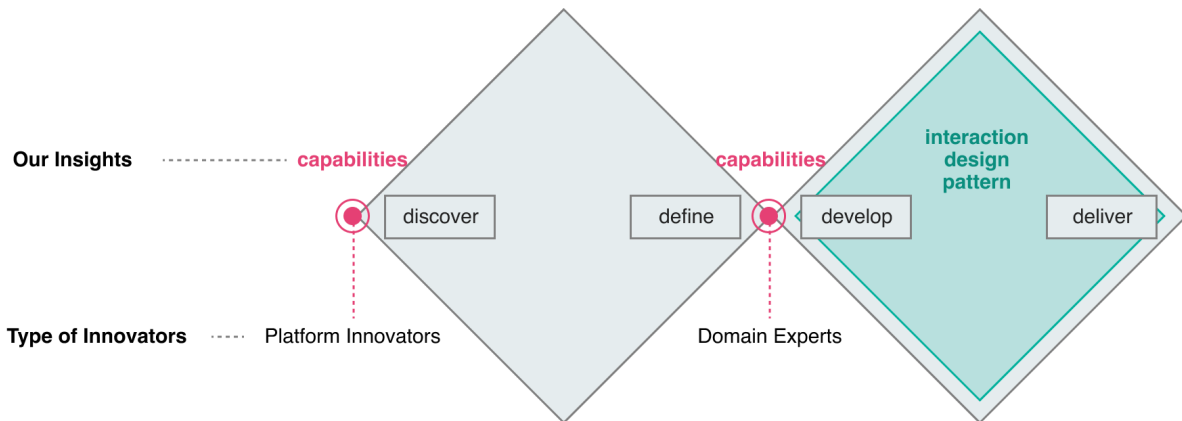


Figure 12: The overview of when our insights can be useful to innovators. Yang et al.,[62] claimed AI innovation starts at the center of double diamond.

is almost never an HCI research focus. However, we worried that a corpus based on things investors have chosen to fund would bring a host of hidden issues with respect to responsible AI and to real user needs.

7 CONCLUSION

Our work provides an overview of what is working with pre-trained models. From previous cases of innovation, we see that understanding what works with specific technology allows innovators to mitigate risk by providing a safe opportunities for innovation. To this end, we examined applications built with pre-trained models, analyzing their domains and data types, exploring their capabilities, and assessing their model performance and task expertise. Our exploration reveals that pre-trained models have significant potential and value in understanding content, and we have identified unexplored opportunity spaces for their use. Throughout our investigation, we identified seven high-level interaction design patterns that could play a crucial role in bridging the gap for innovators. We advocate that our exploration of what is working with pre-trained models can provide valuable insights into finding an appropriate starting point for designing with these models, and envision new ways to innovate with cutting-edge pre-trained models.

ACKNOWLEDGMENTS

We would like to thank Nik Martelaro, Ken Holstein, Kyzyl Monteiro and Faria Huq for their manuscript feedback. Finally, we would like to thank our anonymous reviewers for their feedback. This research was partially funded by the National Science Foundation under Grant 2007501 and by a grant from Bloomberg.

REFERENCES

- [1] Philip Adeoye. 2023. *Artifact Analysis*. Retrieved Jan 30, 2023 from https://philipadeoye.com/100_days_of_ux/artifact_analysis.html#:~:text=Artifact%20Analysis%20is%20the%20study,in%20which%20it%20typically%20exists.
- [2] Saleema Amershi, Dan Weld, Mihaela Vorvoreanu, Adam Fourney, Besmira Nushi, Penny Collisson, Jina Suh, Shamsi Iqbal, Paul N Bennett, Kori Inkpen, et al. 2019. Guidelines for human-AI interaction. In *Proceedings of the 2019 chi conference on human factors in computing systems*. 1–13.
- [3] Apple. 2025. *Human Interface Guidelines: Machine Learning*. Retrieved 2025 from <https://developer.apple.com/design/human-interface-guidelines/technologies/machine-learning/introduction/>
- [4] Phillip Areeda and Donald F Turner. 1975. Predatory pricing and related practices under Section 2 of the Sherman Act. *J. Reprints Antitrust L. & Econ.* 6 (1975), 219.
- [5] Celeste Barnaby, Qiaochu Chen, Chenglong Wang, and Isil Dillig. 2024. PhotoScout: Synthesis-Powered Multi-Modal Image Search. In *Proceedings of the CHI Conference on Human Factors in Computing Systems*. 1–15.
- [6] Sara Bly and Elizabeth F Churchill. 1999. Design through matchmaking: technology in search of users. *interactions* 6, 2 (1999), 23–31.
- [7] Jan O Borchers. 2000. A pattern approach to interaction design. In *Proceedings of the 3rd conference on Designing interactive systems: processes, practices, methods, and techniques*. 369–378.
- [8] Businesswire. 2021. *Gartner Identifies Key Emerging Technologies Spurring Innovation Through Trust, Growth and Change*. Retrieved August, 2021 from <https://www.businesswire.com/news/home/20210823005367/en/Gartner-Identifies-Key-Emerging-Technologies-Spurring-Innovation-Through-Trust-Growth-and-Change>
- [9] Runze Cai, Nuwan Janaka, Yang Chen, Lucia Wang, Shengdong Zhao, and Can Liu. 2024. PANDALens: Towards AI-Assisted In-Context Writing on OHMD During Travels. In *Proceedings of the CHI Conference on Human Factors in Computing Systems*. 1–24.
- [10] Liuqing Chen, Shuhong Xiao, Yunnong Chen, Yaxuan Song, Ruoyu Wu, and Lingyun Sun. 2024. ChatScratch: An AI-Augmented System Toward Autonomous Visual Programming Learning for Children Aged 6–12. In *Proceedings of the CHI Conference on Human Factors in Computing Systems*. 1–19.
- [11] DaEun Choi, Sumin Hong, Jeongeon Park, John Joon Young Chung, and Juho Kim. 2024. CreativeConnect: Supporting Reference Recombination for Graphic Design Ideation with Generative AI. In *Proceedings of the CHI Conference on Human Factors in Computing Systems*. 1–25.
- [12] John Joon Young Chung, Woosok Kim, Kang Min Yoo, Hwaran Lee, Eytan Adar, and Minsuk Chang. 2022. TaleBrush: Sketching stories with generative pretrained language models. In *Proceedings of the 2022 CHI Conference on Human Factors in Computing Systems*. 1–19.
- [13] Ozgur Dedehayir and Martin Steinert. 2016. The hype cycle model: A review and future directions. *Technological Forecasting and Social Change* 108 (2016), 28–41.
- [14] C DiSalvo. 2002. All Robots Are Not Created Equal: The Design and Perception of Humanoid Robot Heads. *Human Computer Interaction Institute and school of Design, Carnegie Mellon University* (2002).
- [15] T Dotan and D Seetharaman. 2023. Big Tech struggles to turn AI hype into profits. *The Wall Street Journal* 1, 1 (2023), 1.
- [16] Graham Dove, Kim Halskov, Jodi Forlizzi, and John Zimmerman. 2017. UX design innovation: Challenges for working with machine learning as a design material. In *Proceedings of the 2017 chi conference on human factors in computing systems*. 278–288.
- [17] Peter F Drucker et al. 2002. The discipline of innovation. *Harvard business review* 80, 8 (2002), 95–102.
- [18] KJ Feng, Q Vera Liao, Ziang Xiao, Jennifer Wortman Vaughan, Amy X Zhang, and David W McDonald. 2024. Canvil: Designerly Adaptation for LLM-Powered User Experiences. *arXiv preprint arXiv:2401.09051* (2024).
- [19] KJ Kevin Feng, Maxwell James Coppock, and David W McDonald. 2023. How Do UX Practitioners Communicate AI as a Design Material? Artifacts, Conceptions, and Propositions. In *Proceedings of the 2023 ACM Designing Interactive Systems Conference*. 2263–2280.
- [20] Frederic Gmeiner and Nur Yildirim. 2023. Dimensions for Designing LLM-based Writing Support. In *In2Writing Workshop at CHI*.
- [21] Juhye Ha, Hyeon Jeon, Daeun Han, Jinwook Seo, and Changhoon Oh. 2024. CloChat: Understanding How People Customize, Interact, and Experience Personas in Large Language Models. In *Proceedings of the CHI Conference on Human Factors in Computing Systems*. 1–24.
- [22] Xu Han, Zhengyan Zhang, Ning Ding, Yuxian Gu, Xiao Liu, Yuqi Huo, Jiezhong Qiu, Yuan Yao, Ao Zhang, Liang Zhang, et al. 2021. Pre-trained models: Past, present and future. *AI Open* 2 (2021), 225–250.
- [23] Bruce Hanington and Bella Martin. 2019. *Universal methods of design expanded and revised: 125 Ways to research complex problems, develop innovative ideas, and design effective solutions*. Rockport publishers.
- [24] Yihan Hou, Manling Yang, Hao Cui, Lei Wang, Jie Xu, and Wei Zeng. 2024. C2Ideas: Supporting Creative Interior Color Design Ideation with a Large Language Model. In *Proceedings of the CHI Conference on Human Factors in Computing Systems*. 1–18.
- [25] Kristen Howell, Gwen Christian, Pavel Fomitchov, Gitit Kehat, Julianne Marzulla, Leanne Rolston, Jadin Tredup, Ilana Zimmerman, Ethan Selfridge, and Joseph Bradley. 2023. The economic trade-offs of large language models: A case study. *arXiv preprint arXiv:2306.07402* (2023).
- [26] HAOMIAO HUANG. 2023. *The generative AI revolution has begun—how did we get here?* Retrieved Jan 30, 2023 from <https://arstechnica.com/gadgets/2023/01/the-generative-ai-revolution-has-begun-how-did-we-get-here/>
- [27] IBM. 2022. *Design for AI*. Retrieved 2022 from <https://www.ibm.com/design/ai/>
- [28] Lars-Erik Janlert and Erik Stolterman. 2017. *Things that keep us busy: The elements of interaction*. MIT Press.
- [29] Taewon Kim, Donghoon Shin, Young-Ho Kim, and Hwajung Hong. 2024. Diary-Mate: Understanding User Perceptions and Experience in Human-AI Collaboration for Personal Journaling. In *Proceedings of the CHI Conference on Human Factors in Computing Systems*. 1–15.
- [30] Stephen J Kline and Nathan Rosenberg. 2010. An overview of innovation. *Studies on science and the innovation process: Selected works of Nathan Rosenberg* (2010), 173–203.
- [31] Rafal Kocielnik, Saleema Amershi, and Paul N Bennett. 2019. Will you accept an imperfect ai? exploring designs for adjusting end-user expectations of ai systems. In *Proceedings of the 2019 CHI Conference on Human Factors in Computing Systems*. 1–14.
- [32] Sean Kross and Philip Guo. 2021. Orienting, framing, bridging, magic, and counseling: How data scientists navigate the outer loop of client collaborations in industry and academia. *Proceedings of the ACM on Human-Computer Interaction* 5, CSCW2 (2021), 1–28.
- [33] Michelle S Lam, Zixian Ma, Anne Li, Izequiel Freitas, Dakuo Wang, James A Landay, and Michael S Bernstein. 2023. Model sketching: centering concepts in early-stage machine learning model design. In *Proceedings of the 2023 CHI Conference on Human Factors in Computing Systems*. 1–24.
- [34] Brenna Li, Ofek Gross, Noah Crampton, Mamta Kapoor, Saba Tauseef, Mohit Jain, Khai N Truong, and Alex Mariakakis. 2024. Beyond the Waiting Room: Patient’s Perspectives on the Conversational Nuances of Pre-Consultation Chatbots. In *Proceedings of the CHI Conference on Human Factors in Computing Systems*. 1–24.
- [35] Q Vera Liao, Hariharan Subramonyam, Jennifer Wang, and Jennifer Wortman Vaughan. 2023. Designerly understanding: Information needs for model

- transparency to support design ideation for AI-powered user experience. In *Proceedings of the 2023 CHI conference on human factors in computing systems*. 1–21.
- [36] Houjiang Liu, Anubrata Das, Alexander Boltz, Didi Zhou, Daisy Pinaroc, Matthew Lease, and Min Kyung Lee. 2024. Human-centered NLP Fact-checking: Co-Designing with Fact-checkers using Matchmaking for AI. *Proceedings of the ACM on Human-Computer Interaction* 8, CSCW2 (2024), 1–44.
- [37] Michael Xieyang Liu, Tongshuang Wu, Tianying Chen, Franklin Mingzhe Li, Aniket Kittur, and Brad A Myers. 2024. Selenite: Scaffolding Online Sensemaking with Comprehensive Overviews Elicited from Large Language Models. In *Proceedings of the CHI Conference on Human Factors in Computing Systems*. 1–26.
- [38] Yimeng Liu and Misha Sra. 2024. DanceGen: Supporting Choreography Ideation and Prototyping with Generative AI. In *Proceedings of the 2024 ACM Designing Interactive Systems Conference*. 920–938.
- [39] Tobias Mann. 2023. *Microsoft reportedly runs GitHub's AI Copilot at a loss*. Retrieved 2023 from https://www.theregister.com/2023/10/11/github_ai_copilot_microsoft/
- [40] Yaoli Mao, Dakuo Wang, Michael Muller, Kush R Varshney, Ioana Baldini, Casey Dugan, and Aleksandra Mojsilović. 2019. How data scientists work together with domain experts in scientific collaborations: To find the right answer or to ask the right question? *Proceedings of the ACM on Human-Computer Interaction* 3, GROUP (2019), 1–23.
- [41] Steven Moore, Q Vera Liao, and Hariharan Subramonyam. 2023. fAllureNotes: Supporting Designers in Understanding the Limits of AI Models for Computer Vision Tasks. In *Proceedings of the 2023 CHI Conference on Human Factors in Computing Systems*. 1–19.
- [42] Donald A Norman. 1986. User-centered System Design: New Perspectives on Human-computer Interaction.
- [43] William Odom, Erik Stolterman, and Amy Yo Sue Chen. 2022. Extending a theory of slow technology for design through artifact analysis. *Human-Computer Interaction* 37, 2 (2022), 150–179.
- [44] OpenAI. 2025. *OpenAI*. Retrieved 2025 from <https://openai.com/chatgpt/>
- [45] Google PAIR. 2019. *People + AI Guidebook*. Retrieved 2019 from pair.withgoogle.com/guidebook
- [46] Rock Yuren Pang, Hope Schroeder, Kynneddy Simone Smith, Solon Barocas, Ziang Xiao, Emily Tseng, and Danielle Bragg. 2025. Understanding the LLM-ification of CHI: Unpacking the Impact of LLMs at CHI through a Systematic Literature Review. *arXiv preprint arXiv:2501.12557* (2025).
- [47] Xipeng Qiu, Tianxiang Sun, Yige Xu, Yunfan Shao, Ning Dai, and Xuanjing Huang. 2020. Pre-trained models for natural language processing: A survey. *Science China technological sciences* 63, 10 (2020), 1872–1897.
- [48] Woosuk Seo, Chanmo Yang, and Young-Ho Kim. 2024. ChaCha: Leveraging Large Language Models to Prompt Children to Share Their Emotions about Personal Events. In *Proceedings of the CHI Conference on Human Factors in Computing Systems*. 1–20.
- [49] Craig S. Smith. 2023. *What Large Models Cost You – There Is No Free AI Lunch*. Retrieved Sep 08, 2023 from <https://www.forbes.com/sites/craigsmith/2023/09/08/what-large-models-cost-you--there-is-no-free-ai-lunch/>
- [50] UI-Patterns. 2007. *UI-Patterns.com*. Retrieved 2007 from <https://ui-patterns.com>
- [51] Usabilityfirst. 2015. *Artifact Analysis*. Retrieved Jan 30, 2015 from <https://www.usabilityfirst.com/glossary/artifact-analysis/>
- [52] UXPin. 2023. *Examples of Interaction Design – Patterns and Best Practices*. Retrieved May 30, 2023 from <https://www.uxpin.com/studio/blog/examples-of-interaction-design/>
- [53] Priyan Vaithilingam, Elena L Glassman, Jeevana Priya Inala, and Chenglong Wang. 2024. DynaVis: Dynamically Synthesized UI Widgets for Visualization Editing. In *Proceedings of the CHI Conference on Human Factors in Computing Systems*. 1–17.
- [54] Brian Wang. 2024. *IF AI LLM Queries Replace Google Internet Search*. Retrieved April 9, 2024 from <https://www.nextbigfuture.com/2024/04/if-ai-llm-queries-replace-google-internet-search.html>
- [55] Zhijie Wang, Yuheng Huang, Da Song, Lei Ma, and Tianyi Zhang. 2024. PromptCharm: Text-to-Image Generation through Multi-modal Prompting and Refinement. In *Proceedings of the CHI Conference on Human Factors in Computing Systems*. 1–21.
- [56] Joyce Weiner. 2022. *Why AI/data science projects fail: how to avoid project pitfalls*. Springer Nature.
- [57] Karl Weiss, Taghi M Khoshgoftaar, and DingDing Wang. 2016. A survey of transfer learning. *Journal of Big data* 3 (2016), 1–40.
- [58] Derek White. 2024. *Future-Proofing Banking: The Transition From Digital To Intelligent*. Retrieved 2024 from <https://www.forbes.com/councils/forbestechcouncil/2024/11/01/future-proofing-banking-the-transition-from-digital-to-intelligent/>
- [59] Anna Xygykou, Chee Siang Ang, Panote Siriraya, Jonasz Piotr Kopecki, Alexandra Covaci, Eiman Kanjo, and Wan-Jou She. 2024. MindTalker: Navigating the Complexities of AI-Enhanced Social Engagement for People with Early-Stage Dementia. In *Proceedings of the CHI Conference on Human Factors in Computing Systems*. 1–15.
- [60] Qian Yang, Nikola Banovic, and John Zimmerman. 2018. Mapping machine learning advances from hci research to reveal starting places for design innovation. In *Proceedings of the 2018 CHI conference on human factors in computing systems*. 1–11.
- [61] Qian Yang, Justin Cranshaw, Saleema Amershi, Shamsi T Iqbal, and Jaime Teevan. 2019. Sketching nlp: A case study of exploring the right things to design with language intelligence. In *Proceedings of the 2019 CHI Conference on Human Factors in Computing Systems*. 1–12.
- [62] Qian Yang, Aaron Steinfeld, Carolyn Rosé, and John Zimmerman. 2020. Re-examining whether, why, and how human-AI interaction is uniquely difficult to design. In *Proceedings of the 2020 chi conference on human factors in computing systems*. 1–13.
- [63] Qian Yang, John Zimmerman, Aaron Steinfeld, and Anthony Tomic. 2016. Planning adaptive mobile experiences when wireframing. In *Proceedings of the 2016 ACM Conference on Designing Interactive Systems*. 565–576.
- [64] Nur Yildirim, Alex Kass, Teresa Tung, Connor Upton, Donnacha Costello, Robert Giusti, Sinem Lacin, Sara Lovic, James M O'Neill, Rudi O'Reilly Meehan, et al. 2022. How experienced designers of enterprise applications engage AI as a design material. In *Proceedings of the 2022 CHI Conference on Human Factors in Computing Systems*. 1–13.
- [65] Nur Yildirim, Changhoon Oh, Deniz Sayar, Kayla Brand, Supriya Challa, Violet Turri, Nina Crosby Walton, Anna Elise Wong, Jodi Forlizzi, James McCann, et al. 2023. Creating design resources to scaffold the ideation of AI concepts. In *Proceedings of the 2023 ACM Designing Interactive Systems Conference*. 2326–2346.
- [66] Nur Yildirim, Mahima Pushkarna, Nitesh Goyal, Martin Wattenberg, and Fernanda Viégas. 2023. Investigating how practitioners use human-ai guidelines: A case study on the people+ ai guidebook. In *Proceedings of the 2023 CHI Conference on Human Factors in Computing Systems*. 1–13.
- [67] Nur Yildirim, Susanna Zlotnikov, Deniz Sayar, Jeremy M Kahn, Leigh A Bukowski, Sher Shah Amin, Kathryn A Riman, Billie S Davis, John S Minturn, Andrew J King, et al. 2024. Sketching AI Concepts with Capabilities and Examples: AI Innovation in the Intensive Care Unit. In *Proceedings of the CHI Conference on Human Factors in Computing Systems*. 1–18.
- [68] JD Zamfirescu-Pereira, Heather Wei, Amy Xiao, Kitty Gu, Grace Jung, Matthew G Lee, Bjoern Hartmann, and Qian Yang. 2023. Herding AI cats: Lessons from designing a chatbot by prompting GPT-3. In *Proceedings of the 2023 ACM Designing Interactive Systems Conference*. 2206–2220.
- [69] Chen Zhou, Zihan Yan, Ashwin Ram, Yue Gu, Yan Xiang, Can Liu, Yun Huang, Wei Tsang Ooi, and Shengdong Zhao. 2024. GlassMail: Towards Personalised Wearable Assistant for On-the-Go Email Creation on Smart Glasses. In *Proceedings of the 2024 ACM Designing Interactive Systems Conference*. 372–390.

A THE FULL LIST OF 85 ARTIFACTS

Table 3: The full list of 85 artifacts

Artifact Number	Venue	Title	Model Performance	Task Expertise
1	CHI'24	Selenite: Scaffolding Online Sensemaking with Comprehensive Overviews Elicited from Large Language Models	1	2
2	CHI'24	ABSScribe: Rapid Exploration of Multiple Writing Variations in Human-AI Co-Writing Tasks using Large Language Models	1	2
3	CHI'24	PaperWeaver: Enriching Topical Paper Alerts by Contextualizing Recommended Papers with User-collected Papers	1	2
4	CHI'24	CloChat: Understanding How People Customize, Interact, and Experience Personas in Large Language Models	1	2
5	CHI'24	Luminate: Structured Generation and Exploration of Design Space with Large Language Models for Human-AI Co-Creation	1	2
6	CHI'24	The HaLLMark Effect: Supporting Provenance and Transparent Use of Large Language Models in Writing with Interactive Visualization	1	2
7	CHI'24	Memoro: Using Large Language Models to Realize a Concise Interface for Real-Time Memory Augmentation	2	3
8	CHI'24	Think Fast, Think Slow, Think Critical: Designing an Automated Propaganda Detection Tool	2	3
9	CHI'24	Beyond Numbers: Creating Analogies to Enhance Data Comprehension and Communication with Generative AI	1	2
10	CHI'24	CodeAid: Evaluating a Classroom Deployment of an LLM-based Programming Assistant that Balances Student and Educator Needs	2	3
11	CHI'24	Care-Based Eco-Feedback Augmented with Generative AI: Fostering Pro-Environmental Behavior through Emotional Attachment	2	3
12	CHI'24	CharacterMeet: Supporting Creative Writers' Entire Story Character Construction Processes Through Conversation with LLM-Powered Chatbot Avatars	2	2
13	CHI'24	CreativeConnect: Supporting Reference Recombination for Graphic Design Ideation with Generative AI	2	3
14	CHI'24	From Paper to Card: Transforming Design Implications with Generative AI	2	2
15	CHI'24	PromptCharm: Text-to-Image Generation through Multi-modal Prompting and Refinement	1	3

Continued on next page

Artifact Number	Venue	Title	Model Performance	Task Expertise
16	CHI'24	RoomDreaming: Generative-AI Approach to Facilitating Iterative, Preliminary Interior Design Exploration	1	3
17	CHI'24	Jigsaw: Supporting Designers to Prototype Multimodal Applications by Chaining AI Foundation Models	2	3
18	CHI'24	TypeDance: Creating Semantic Typographic Logos from Image through Personalized Generation	1	3
19	CHI'24	Metamorpheus: Interactive, Affective, and Creative Dream Narration Through Metaphorical Visual Storytelling	1	3
20	CHI'24	Mathemyths: Leveraging Large Language Models to Teach Mathematical Language through Child-AI Co-Creative Storytelling	2	2
21	CHI'24	Understanding the Impact of Long-Term Memory on Self-Disclosure with Large Language Model-Driven Chatbots for Public Health Intervention	2	2
22	CHI'24	MindfulDiary: Harnessing Large Language Model to Support Psychiatric Patients' Journaling	1	2
23	CHI'24	ChaCha: Leveraging Large Language Models to Prompt Children to Share Their Emotions about Personal Events	2	2
24	CHI'24	EvalLM: Interactive Evaluation of Large Language Model Prompts on User-Defined Criteria	2	3
25	CHI'24	VIVID: Human-AI Collaborative Authoring of Vicarious Dialogues from Lecture Videos	1	2
26	CHI'24	C2Ideas: Supporting Creative Interior Color Design Ideation with a Large Language Model	1	3
27	CHI'24	ChainForge: A Visual Toolkit for Prompt Engineering and LLM Hypothesis Testing	1	2
28	CHI'24	CoPrompt: Supporting Prompt Sharing and Referring in Collaborative Natural Language Programming	1	2
29	CHI'24	DynaVis: Dynamically Synthesized UI Widgets for Visualization Editing	2	3
30	CHI'24	PlantoGraphy: Incorporating Iterative Design Process into Generative Artificial Intelligence for Landscape Rendering	1	3
31	CHI'24	CollabCoder: A Lower-barrier, Rigorous Workflow for Inductive Collaborative Qualitative Analysis with Large Language Models	1	2
32	CHI'24	Farsight: Fostering Responsible AI Awareness During AI Application Prototyping	2	2
33	CHI'24	Generating Automatic Feedback on UI Mockups with Large Language Models	2	3

Continued on next page

Artifact Number	Venue	Title	Model Performance	Task Expertise
34	CHI'24	Teach AI How to Code: Using Large Language Models as Teachable Agents for Programming Education	1	2
35	CHI'24	ChatScratch: An AI-Augmented System Toward Autonomous Visual Programming Learning for Children Aged 6-12	2	3
36	CHI'24	AXNav: Replaying Accessibility Tests from Natural Language	2	3
37	CHI'24	Learning Agent-based Modeling with LLM Companions: Experiences of Novices and Experts Using ChatGPT and NetLogo Chat	1	3
38	CHI'24	PhotoScout: Synthesis-Powered Multi-Modal Image Search	1	1
39	CHI'24	RELIC: Investigating Large Language Model Responses using Self-Consistency	1	3
40	CHI'24	Rehearsal: Simulating Conflict to Teach Conflict Resolution	1	2
41	CHI'24	VAL: Interactive Task Learning with GPT Dialog Parsing	2	2
42	CHI'24	VirtuWander: Enhancing Multi-modal Interaction for Virtual Tour Guidance through Large Language Models	2	2
43	CHI'24	A Piece of Theatre: Investigating How Teachers Design LLM Chatbots to Assist Adolescent Cyberbullying Education	1	3
44	CHI'24	MindShift: Leveraging Large Language Models for Mental-States-Based Problematic Smartphone Use Intervention	1	2
45	CHI'24	MindTalker: Navigating the Complexities of AI-Enhanced Social Engagement for People with Early-Stage Dementia	2	1
46	CHI'24	PANDALens: Towards AI-Assisted In-Context Writing on OHMD During Travels	2	1
47	CHI'24	Intelligent Support Engages Writers Through Relevant Cognitive Processes	1	2
48	CHI'24	BIDTrainer: An LLMs-driven Education Tool for Enhancing the Understanding and Reasoning in Bio-inspired Design	2	3
49	CHI'24	ClassMeta: Designing Interactive Virtual Classmate to Promote VR Classroom Participation	2	2
50	CHI'24	Co-Designing QuickPic: Automated Topic-Specific Communication Boards from Photographs for AAC-Based Language Instruction	2	2
51	CHI'24	ContextCam: Bridging Context Awareness with Creative Human-AI Image Co-Creation	2	3

Continued on next page

Artifact Number	Venue	Title	Model Performance	Task Expertise
52	CHI'24	DiaryMate: Understanding User Perceptions and Experience in Human-AI Collaboration for Personal Journaling	1	2
53	CHI'24	See Widely, Think Wisely: Toward Designing a Generative Multi-agent System to Burst Filter Bubbles	2	2
54	CHI'24	SimUser: Generating Usability Feedback by Simulating Various Users Interacting with Mobile Applications	2	3
55	CHI'24	Open Sesame? Open Salami! Personalizing Vocabulary Assessment-Intervention for Children via Pervasive Profiling and Bespoke Storybook Generation	2	2
56	CHI'24	Unblind Text Inputs: Predicting Hint-text of Text Input in Mobile Apps via LLM	2	2
57	CHI'24	Prompting for Discovery: Flexible Sense-Making for AI Art-Making with Dreamsheets	1	3
58	CHI'24	Rambler: Supporting Writing With Speech via LLM-Assisted Gis tManipulation	2	2
59	CHI'24	Marco: Supporting Business Document Workflows via Collection-Centric Information Foraging with Large Language Models	2	2
60	CHI'24	Scientific and Fantastical: Creating Immersive, Culturally Relevant Learning Experiences with Augmented Reality and Large Language Models	2	3
61	CHI'24	EmoEden: Applying Generative Artificial Intelligence to Emotional Learning for Children with High-Function Autism	2	2
62	CHI'24	How AI Processing Delays Foster Creativity: Exploring Research Question Co-Creation with an LLM-based Agent	2	3
63	CHI'24	Neural Canvas: Supporting Scenic Design Prototyping by Integrating 3D Sketching and Generative AI	1	3
64	CHI'24	Beyond the Waiting Room: Patient's Perspectives on the Conversational Nuances of Pre-Consultation Chatbots	2	2
65	CHI'24	Ivie: Lightweight Anchored Explanations of Just-Generated Code	2	3
66	DIS'24	The CoExplorer Technology Probe: A Generative AI-Powered Adaptive Interface to Support Intentionality in Planning and Running Video Meetings	2	2
67	DIS'24	DesignPrompt: Using Multimodal Interaction for Design Exploration with Generative AI	1	3
68	DIS'24	DanceGen: Supporting Choreography Ideation and Prototyping with Generative AI	2	3
69	DIS'24	PromptInfuser: How Tightly Coupling AI and UI Design Impacts Designers' Workflows	2	3

Continued on next page

Artifact Number	Venue	Title	Model Performance	Task Expertise
70	DIS'24	GlassMail: Towards Personalised Wearable Assistant for On-the-Go Email Creation on Smart Glasses	1	2
71	DIS'24	Not Just Novelty: A Longitudinal Study on Utility and Customization of an AI Workflow	1	2
72	DIS'24	Co-Creating Question-and-Answer Style Articles with Large Language Models for Research Promotion	2	3
73	CHI'23	Understanding the Benefits and Challenges of Deploying Conversational AI Leveraging Large Language Models for Public Health Intervention	2	2
74	CHI'23	Co-Writing Screenplays and Theatre Scripts with Language Models: Evaluation By Industry Professionals	1	3
75	CHI'23	Co-Writing with Opinionated Language Models Affects Users' Views	2	2
76	CHI'23	"What It Wants Me To Say": Bridging the Abstraction Gap Between End-User Programmers and Code-Generating Large Language Models	2	3
77	CHI'23	AngleKindling: Supporting Journalistic Angle Ideation with Large Language Models	2	3
78	CHI'23	PopBlends: Strategies for Conceptual Blending with Large Language Models	2	3
79	DIS'23	Metaphorian: Leveraging Large Language Models to Support Extended Metaphor Creation for Science Writing	2	2
80	DIS'23	3DALL-E: Integrating Text-to-Image AI in 3D Design Workflows	1	3
81	CHI'22	TaleBrush: Sketching Stories with Generative Pretrained Language Models	1	3
82	CHI'22	Discovering the Syntax and Strategies of Natural Language Programming with Generative Language Models	2	3
83	CHI'22	Stylette: Styling the Web with Natural Language	1	3
84	CHI'22	TypeAnywhere: A QWERTY-Based Text Entry Solution for Ubiquitous Computing	1	2
85	DIS'22	Sparks: Inspiration for Science Writing using Language Models	1	3

B 294 INDIVIDUAL CAPABILITIES

Table 4: 294 capability list

294 Capabilities	33 Capability Clusters
summary: output summary of a product description	summarize into a few sentences based on documents, stories, or dialogue
correlate: output similar clusters of a topic similarity	find similar documents based on a conversation, a group of documents, or an item description
Answer: output popular search criteria based on a product	answer a question about a product, based on a product description
criteria: output an explanation of the product based on the criterias	write a description based on keywords
interpret: output the criterias from most relevant to the topic	find similar documents based on a conversation, a group of documents, or an item description
interpret: output the criterias from frequently considered criterias	find similar keywords or document based on dialog, documents, or description (16)
Rank: output most proper criteria among criterias	Rank keyword suggestions based on a point in prompt (2)
Identify: output paper elements (problems, methods, findings) from a scientific paper	Identify sections or elements (problems, methods) based on research paper
summary: output summary of collection of abstracts	summarize into a few sentences based on documents, stories, or dialogue
correlate: output a group of similar papers from a single paper + corpus	find similar documents based on a conversation, a group of documents, or an item description
correlate: output similarities from a group of papers	
paraphrase: output a paragraph description from a list of similarities (overlapping keywords)	write a description based on keywords
find similar documents or keywords based on a conversation, a group of documents, or an item description	Identify sections or elements (problems, methods) based on research paper
Rank: output top 5 papers from similar papers	find similar documents or keywords based on dialogue, documents, or description
interpret: output description from a list of similarities (overlapping information)	find similar documents based on a conversation, a group of documents, or an item description
Synthesize: output keywords to prompt from user's description of image and user-provided image examples	summarize into keywords or bullet list based on a document, dialogue, or diary
correlate: output overlapping featured images from overwhelmed image data	Identify if a person is in an image from a tagged images
identify: output specific images from user's description on expecting photo	Identify if a person is in an image from a tagged images
summarize: output conversation's shorter version (keywords) from conversation data	summarize into keywords or bullet list based on a document, dialogue, or diary
Filter: output some keywords from abstracted conversational data	summarize into keywords or bullet list based on a document, dialogue, or diary

Continued on next page

294 Capabilities	33 Capability Clusters
transcribe: output transcript from speech conversation	transcribe into text from speech
summarize: output shorter/organized conversation from transcripts	summarize into keywords or bullet list based on a document, dialogue, or diary
Identify: output similar information with shorter conversation from stored transcript	find similar documents or keywords based on dialogue, documents, or description
vocalize: output audio from stored transcript	vocalize into speech based on a transcript
program: output JSON format data from text based information	code into computer code based on a task description
Identify: output overlapping contents with target document from relevant documents	find similar documents or keywords based on dialogue, documents, or description
Filter: output relevant information from user's request	find similar documents or keywords based on dialogue, documents, or description
Answer: output the answer from user's questions	answer how to do something based on a question about programming or scientific knowledge
program: output description of persona from JSON	translate into a description from computational code
render: outputs images of personas based on persona description	render a persona image based on a persona description
Write: output dialogue from conversation	interpret a question to ask someone based on dialog or story
context: : output character's construction from the dialogue with user	summarize into keywords or bullet list based on a document, dialogue, or diary
render: output character's background image from character's features(attributes, backstory, context)	render a persona image based on a persona description
Cluster: output categories of dimensions(mood) from user's poem descriptions	summarize into keywords or bullet list based on a document, dialogue, or diary
Answer: output answers from user's poem description	answer a question informed by context, based on what was mentioned earlier
paraphrase: output various tone of answers from one answer	refine document's tone of voice based on document and tone request
Answer: output responses from specific value of dimension	answer a question informed by context, based on what was mentioned earlier
transcribe: output text based transcript from visitor's speech	transcribe into text from speech
transcribe: output text transcript from user's speech requirements	transcribe into text from speech
Answer: output audio from user's speech request	answer a question informed by context, based on what was mentioned earlier
Filter: output text based key points from user's vague requirement transcript	refine into a more explicit and effective prompt based on a vague prompt
Answer: output the answer from visitor's inquiries	answer a question informed by context, based on what was mentioned earlier
context: output keywords from supplementary speech guide	summarize into keywords or bullet list based on a document, dialogue, speech transcript, or diary

Continued on next page

294 Capabilities	33 Capability Clusters
sentiment understand: output user's interest&preference from user's audio reaction and rating	Identify the sentiment from a document, image, or dialog
Detect: output user's interest&preference from user's audio reaction and rating	summarize into keywords or bullet list based on a document, dialogue, or diary
Identify: output specific artwork from user's repeated speech mentions	render an image based on a topic, mood, tone, keywords, or description
describe: output captions from image segments	write a description based on image
criteria: output criteria's captions from the image captions	refine document's tone of voice based on document and tone request
Rank: output top 10 segments from image similarity	find similar element in the image based on a group of images
render: output keywords of image mood from uploaded image	write a description based on image
refine: output relevant keyword options from selected keywords	refine document's tone of voice based on document and tone request
extend: output longer version of image descriptions from selected keywords	write a description based on keywords
criteria: output image explanations from selected keyword	render an image based on a topic, mood, tone, keywords, or description
Identify: output image elements from image explanations	render an image based on a topic, mood, tone, keywords, or description
Render: output image variations from image's layout boxes	render an image that communicates a tone or mood based on an image
transcribe: output transcript from elcturer's audio	transcribe into text from speech
Identify: output transcript keywords from transcript	summarize into keywords or bullet list based on a document, dialogue, or diary
Cluster: output categories(learner's understanding level) from transcript keywords	Identify sections or elements (problems, methods) based on research paper or dialog
Identify: output criterias from learner's understanding level	Identify sections or elements (problems, methods) based on research paper or dialog
Write: output dialogues from criterias for grading	write a character's response, based on dialog
summarize: output title of a paper(all the text cotents)	summarize into a few sentences based on documents, stories, or dialogue
summarize: output one-line description of paper	summarize into a few sentences based on documents, stories, or dialogue
render: output 4 images in different mood from computational prompt	render an image based on a topic, mood, tone, keywords, or description
summarize: output two-sentence description from paper abstract	summarize into keywords or bullet list based on a document, dialogue, or diary
Identify: output image elements from input image	find similar element in the image based on a group of images
context: output relationship of image elements from input image	find similar element in the image based on a group of images
synthesize: output image descriptions from generated image	write a description based on image

Continued on next page

294 Capabilities	33 Capability Clusters
render: output variations of images from user's preference(like or save)	render an image based on a topic, mood, tone, keywords, or description
program: output domain-oriented prompts from text-based human prompt	code into computer code based on a task description
criteria: output color criterias(warm, cool, netural) from user's description on expecting room mood	summarize into keywords or bullet list based on a document, dialogue, or diary
interpret: output color descriptions from 3-color schemes	write a description based on image
identify: selected color schemes from the previous color schemes	Rank color scheme based on description
compare: output most proper visualization data from overwhealmed random data	Identify sections or elements (problems, methods) based on research paper or dialog
Filter: output selected data from overwhealmed data	find similar keywords or document based on dialog, documents, or description (16)
Identify: output UI widgets from user's text prompt	render an image based on a topic, mood, tone, keywords, or description
summarize: output shorter keywords from user's expecting image description	summarize into keywords or bullet list based on a document, dialogue, or diary
Render: output image's plant elements from bounding boxes	render an image that communicates a tone or mood based on an image
render: output scene layout from natural language prompts	render an image based on a topic, mood, tone, keywords, or description
code: output programming code from user's request on generating plots	code into computer code based on a task description
paraphrase: output structured prompt from unstructured user's prompt	refine into a more explicit and effective prompt based on a vague prompt
summarize: output keywords from interview transcript	summarize into keywords or bullet list based on a document, dialogue, or diary
Rank: output most relevant thematic codes from keywords	interpret explanation based on professional terms
filter: output code-themes from multiple suggestions	interpret explanation based on professional terms
context: output context-specific questions from contextual audio and text information	interpret a question to ask someone based on dialog or story
render: output travel blog from images and texts of user's captured moments	write a description based on image
context: output next questions from previous conversation	interpret a question to ask someone based on dialog or story
summarize: output shorter version of document from input travel document	summarize into a few sentences based on documents, stories, or dialogue
correlate: output relevant painting themes from information similarity with user's image description	find similar keywords or document based on dialog, documents, or description (16)
context: output painting themes from user's drawing request with context	summarize into keywords or bullet list based on a document, dialogue, or diary
render: output image with selected painting theme from original image	render an image that communicates a tone or mood based on an image

Continued on next page

294 Capabilities	33 Capability Clusters
program: output image generation model from painting themes	code into computer code based on a task description
cluster: output group of message types from whole dialogue	summarize into keywords or bullet list based on a document, dialogue, or diary
contextual: output counterfactuals for conflict resolution score from conversation with user	interpret reason based on a professional knowledge
identify: output conflicts from conflict confrontation response	Identify the argument from a document, image, or dialog
Write: output simulated responses from conflict resolution score	answer a question informed by context, based on what was mentioned earlier
Detect: output irrelevant dialogues from topic similarity on the dialogue	find similar keywords or document based on dialog, documents, or description (16)
vocalize: output speech from text-response	vocalize into speech based on a transcript
cluster: output relevant topic from the dialogues	find similar keywords or document based on dialog, documents, or description (16)
Write: output dialogues from previous questions and responses	write a character's response, based on dialog
rank: output five AI agents from personas and perspectives	Rank personas based on description
Answer: output response options for agents from previous answers	answer a question informed by context, based on what was mentioned earlier
paraphrase: output persuasive tone prompt from user's general text prompts	refine document's tone of voice based on document and tone request
paraphrase: output tailored questions from user's responses	interpret a question to ask someone based on dialog or story
Write: output analogy from pre-defined text templates	write a description based on keywords
paraphrase: output news report toned analogy from original analogy	refine document's tone of voice based on document and tone request
Render: output analogy image element options from chosen analogy strategies	render an image based on a topic, mood, tone, keywords, or description
paraphrase: output numerical values from analogy objects	refine document's tone of voice based on document and tone request
render: output the related illustration from analogy keywords	render an image based on a topic, mood, tone, keywords, or description
paraphrase: output proper text prompt from user's vague image description	refine into a more explicit and effective prompt based on a vague prompt
render: output image from modified text prompt	render an image based on a topic, mood, tone, keywords, or description
Rank: output top ranked modifiers from text-to-image prompts	Rank keyword suggestions based on a point in prompt
render: output synonym from children's repeated speech	refine document's tone of voice based on document and tone request
paraphrase: output antonym from synonym words	refine document's tone of voice based on document and tone request
context: output definition from a word	interpret explanation based on professional terms

Continued on next page

294 Capabilities	33 Capability Clusters
cluster: output part-of-speech categories from word definitions	summarize into keywords or bullet list based on a document, dialogue, or diary
context: output image explanation from input image	write a description based on image
render: output image from user's text prompt	render an image based on a topic, mood, tone, keywords, or description
Render: output style change of image from original image	render an image that communicates a tone or mood based on an image
Identify: output segments from images	render an image that communicates a tone or mood based on an image
Identify: output image layers from image depth information	render an image that communicates a tone or mood based on an image
filter: output specific code function from programming code	answer how to do something based on a question about programming or scientific knowledge
context: output code explanations from programming code	interpret explanation based on professional terms
context: output code annotation from code explanation	summarize into keywords or bullet list based on a document, dialogue, or diary
context: output story related questions from the story	interpret a question to ask someone based on dialog or story
Write: output creative stories based on children's response	write a story based on a topic or description
context: output math term explanations from the story using math terms	interpret explanation based on professional terms
Answer: output responses from the phase of conversation with patients	answer a question informed by context, based on what was mentioned earlier
summarize: output shorter dialogue from long dialogue	summarize into a few sentences based on documents, stories, or dialogue
Rank: output recommendation on the questions to ask to patients from previous shorter dialogue	interpret a question to ask someone based on dialog or story
paraphrase: output refined sentence from user's sentence tone request	refine document's tone of voice based on document and tone request
summarize: output shorter version of sentence from user's draft	summarize into a few sentences based on documents, stories, or dialogue
summarize: output summarized labels from the instructions	summarize into keywords or bullet list based on a document, dialogue, or diary
paraphrase: output refined sentence from user's pre-determined keywords	write a description based on keywords
context: output next sentence from existing diary sentences and keywords	write a story based on a topic or description
paraphrase: output suggestion of similar sentences from original target sentence	refine document's tone of voice based on document and tone request
summarize: output shorter version of diary from paragraphed diary	summarize into a few sentences based on documents, stories, or dialogue

Continued on next page

294 Capabilities	33 Capability Clusters
paraphrase: output revised version of sentence from original sentence and user's prompt explaining intention	refine document's tone of voice based on document and tone request
paraphrase: output grammar revised version of sentence from original sentence	refine fix grammar error based on text
summarize: output shorter version of sentence from user's draft	summarize into a few sentences based on documents, stories, or dialogue
answer: output response for the patients from history feed related to the patients	answer a question informed by context, based on what was mentioned earlier
Answer: output the proper answers from guided topics	answer how to do something based on a question about programming or scientific knowledge
Write: output dialogues from human-written dialogues with patients	write a character's response, based on dialog
context: output code descriptions in summary from student's code	answer how to do something based on a question about programming or scientific knowledge
Answer: output answer the user's programming questions	answer how to do something based on a question about programming or scientific knowledge
paraphrase: output revised version of code from user's codes	refine into a more explicit and effective prompt based on a vague prompt
Answer: output rapport from conversation with children	answer a question informed by context, based on what was mentioned earlier
Identify: output key event labels from conversation with children	summarize into keywords or bullet list based on a document, dialogue, or diary
summarize: output structured bullet summary from dialogue with children	summarize into keywords or bullet list based on a document, dialogue, or diary
sentiment understanding: output children's emotion from structured summary	Identify the sentiment from a document, image, or dialog
cluster: output negative or positive from conversation with children	Identify the sentiment from a document, image, or dialog
Filter: output inappropriate contents from conversation with children	identify an inappropriate or offensive response based on dialogue
paraphrase: output positive contents from negative contents in conversation	refine document's tone of voice based on document and tone request
context: output feedback from children's answer (rather correct or wrong)	identify an inappropriate or offensive response based on dialogue
Sentiment understanding: output children's emotion from children's previous dialogue	Identify the sentiment from a document, image, or dialog
Answer: output answer for children's previous question	answer a question informed by context, based on what was mentioned earlier
descriptive: output the code explanation from user's code	translate into a description from computational code
Identify: output fragments from similarity of code evaluation	find similar keywords or document based on dialog, documents, or description (16)

Continued on next page

294 Capabilities	33 Capability Clusters
Compare: output the code from user's code and chatbot's code	Rank needed function for a programmer based on computer code
summarize: output summarization of prompt from user's text prompt	summarize into a few sentences based on documents, stories, or dialogue
summarize: output shorter version description from revising and confirming information	summarize into a few sentences based on documents, stories, or dialogue
paraphrase: output structured tree visualization text from random unorganized information	summarize into keywords or bullet list based on a document, dialogue, or diary
cluster: output group of categories from news	Identify sections or elements (problems, methods) based on research paper or dialog
context: output explanation and clarification from the propaganda	interpret explanation based on professional terms
Identify: output conversation pattern from the latest dialogues	Identify the sentiment from a document, image, or dialog
code: output relevant code from conversational context	code into computer code based on a task description
Write: output dialogues from previous dialogue	write a character's response, based on dialog
Identify: output drawing's specific elements from children's drawings	find similar element in the image based on a group of images
Filter: output characters and scenes from children's image descriptions	summarize into keywords or bullet list based on a document, dialogue, or diary
code: output system prompt for image generation model from children's image descriptions	code into computer code based on a task description
transcribe: output text from children's conversation in voice	transcribe into text from speech
program: output block prompting combination from questions	refine into a more explicit and effective prompt based on a vague prompt
context: output specific knowledge from conversation with children	answer how to do something based on a question about programming or scientific knowledge
program: output structured programming code from block prompting	summarize into keywords or bullet list based on a document, dialogue, or diary
Compare: output student's score from students' responses	identify an inappropriate or offensive response based on dialogue
Answer: output student's answer from student's questions	answer how to do something based on a question about programming or scientific knowledge
summarize: output question summarization from user's question	summarize into a few sentences based on documents, stories, or dialogue
paraphrase: output personalized story letter from gamification mission letters	refine document's tone of voice based on document and tone request
Answer: output response from user's question	answer how to do something based on a question about programming or scientific knowledge
write: output follow-up questions from previous conversation	interpret a question to ask someone based on dialog or story
answer: output response from conversation with patients	answer a question informed by context, based on what was mentioned earlier

Continued on next page

294 Capabilities	33 Capability Clusters
Detect: output vague response from conversation with patients	refine into a more explicit and effective prompt based on a vague prompt
Answer: output emotional answers from patient's previous conversation	answer a question informed by context, based on what was mentioned earlier
correlate: output related questions to ask from UI components	interpret a question to ask someone based on dialog or story
Write: output responses from actionable operation scripts	answer a question informed by context, based on what was mentioned earlier
paraphrase: output alternative versions from main story	refine document's tone of voice based on document and tone request
paraphrase: output alternative versions of story from children's target works	refine document's tone of voice based on document and tone request
summarize: output 3-sentence abstracts from existing story for children	summarize into a few sentences based on documents, stories, or dialogue
summarize: output sentence blocks(keywords) from 3-sentences	summarize into keywords or bullet list based on a document, dialogue, or diary
correlate: output the specific relevant argument from the description	Identify the argument from a document, image, or dialog
context: output keywords to explain from a sentence	summarize into keywords or bullet list based on a document, dialogue, or diary
paraphrase: output refined version segments from words	refine document's tone of voice based on document and tone request
program: output action code function from input refined segments	code into computer code based on a task description
Rank: output proper know-action from action code functions	Rank needed function for a programmer based on computer code
Answer: output answers from user's questions	answer a question informed by context, based on what was mentioned earlier
context: output specific claims from sentences	Identify the argument from a document, image, or dialog
context: output questions from specific claims	interpret a question to ask someone based on dialog or story
answer: output questions based on the request	interpret a question to ask someone based on dialog or story
sentiment understanding: output semantic context from pre-assembled database	Identify the sentiment from a document, image, or dialog
identify: output keywords for the search from the prompt	summarize into keywords or bullet list based on a document, dialogue, or diary
identify: output the name of the app	answer a question about a product, based on a product description
decode: output natural language test instructions from actionable steps	translate into a description from computational code
context: output personal questions from conversation with user	interpret a question to ask someone based on dialog or story
context: output practical questions from conversation with user	interpret a question to ask someone based on dialog or story

Continued on next page

294 Capabilities	33 Capability Clusters
identify: output metaphor keywords from users' NL prompt	summarize into keywords or bullet list based on a document, dialogue, or diary
write: output metaphorical text from storyline visualization	write a description based on image
render: output 512*512 resolution images from user's NL prompt	render an image based on a topic, mood, tone, keywords, or description
context: output text depiction from generated images	write a description based on image
program: output codes from intermediary variable	code into computer code based on a task description
program: output code function from user's natural language	code into computer code based on a task description
decode: output textual prompts from code function	translate into a description from computational code
cluster: output type of goal from rhetorical problem or writing goal	interpret reason based on a professional knowledge
Write: output phase from rhetorical problem or writing goal	write a description based on keywords
paraphrase: output revised version from user's draft	refine document's tone of voice based on document and tone request
summarize: output shorter sentence from user's draft	summarize into a few sentences based on documents, stories, or dialogue
interpret: output student's comment options from previous selected options	answer a question informed by context, based on what was mentioned earlier
Write: output sentences from student's comment options	write a character's response, based on dialog
context: output hint-text from GUI prompt	summarize into keywords or bullet list based on a document, dialogue, or diary
summarize: output hint-text(extracted keyword) from suggested input contents	summarize into keywords or bullet list based on a document, dialogue, or diary
context: output hint-text from the feedback	summarize into keywords or bullet list based on a document, dialogue, or diary
paraphrase: output diverse version of research ideation sentences from idea	refine document's tone of voice based on document and tone request
correlate: output relevant sentence from the research sentence	find similar keywords or document based on dialog, documents, or description (16)
summarize: output summary of related work from the relevant research papers	summarize into a few sentences based on documents, stories, or dialogue
summary: output the shorter version of document from research paper	summarize into a few sentences based on documents, stories, or dialogue
summarize: output shorter version of document from research paper	summarize into a few sentences based on documents, stories, or dialogue
Compare: output relevant sentences from existing works	find similar keywords or document based on dialog, documents, or description (16)
paraphrase: output clean transcript from original transcript	refine fix grammar error based on text
summarize: output summarization from transcript	summarize into a few sentences based on documents, stories, or dialogue
Continued on next page	

294 Capabilities	33 Capability Clusters
summarize: output keywords from summary	summarize into keywords or bullet list based on a document, dialogue, or diary
summarize: output sentences from transcription	summarize into a few sentences based on documents, stories, or dialogue
paraphrase: output synonym from the keywords	refine document's tone of voice based on document and tone request
paraphrase: output related antonym words from synonym words	refine document's tone of voice based on document and tone request
render: output dream related image from explanation of user's dream	render an image based on a topic, mood, tone, keywords, or description
Rank: output most proper brainstorming design concepts from keywords	Rank keyword suggestions based on a point in prompt
render: output image from text prompt and edge map	render an image based on a topic, mood, tone, keywords, or description
synthesize: output music description from the uploaded image	write a description based on image
render: output the image from the textual prompts	render an image based on a topic, mood, tone, keywords, or description
answer: output the response from textual prompts	answer a question informed by context, based on what was mentioned earlier
paraphrase: output the constructive feedback from prompts	refine into a more explicit and effective prompt based on a vague prompt
context: output the evaluation result from the violation	refine document's tone of voice based on document and tone request
Answer: output give context related answer from the user's questions and previous answers	answer a question informed by context, based on what was mentioned earlier
context: output scenario based dialogues from selected scenario and persona	write a character's response, based on dialog
Write: output creative edge scenarios from simulation options	write a story based on a topic or description
Interpret: output questions from research	Interpret explanation based on professional terms
Answer: output given context related answer from generated questions	Answer how-to based on question about programming or science
Interpret: output follow-up questions from previous questions and answers	Interpret a question to ask someone based on dialog or story
Transcribe: output text from speech	Transcribe into text from speech
Identify: output sentiment key points from email	Identify sentiment from document, image, or dialog
Summarize: output keywords from user's request	Summarize into keywords/bullets based on document, dialog, or diary

Continued on next page

294 Capabilities	33 Capability Clusters
Write: output email from keywords	Write description based on keywords
Transcribe: output text from speech	Transcribe into text from speech
Render: output 3D dance image from text description	Render image based on topic, mood, tone, keywords, or description
Render: output 2D thumbnail images from 3D dance images	Render image that communicates tone or mood based on image
Render: output 3D dance image from different sequenced images	Render image that communicates tone or mood based on image
Render: output 3D dance images from stopped motion images	Render image that communicates tone or mood based on image
Render: output design inspired images from various modality prompts	Render image based on topic, mood, tone, keywords, or description
Render: output design inspired images from text descriptions	Render image based on topic, mood, tone, keywords, or description
Render: output image from machine-translated prompts	Render image based on topic, mood, tone, keywords, or description
Summarize: output a sentence meeting goal from meeting description	Summarize into few sentences based on documents, stories, or dialog
Summarize: output meeting summaries from meeting calendar information	Summarize into few sentences based on documents, stories, or dialog
Identify: output meeting topics from emails	Identify sections/elements (problems, methods) based on research paper or dialog
Identify: output key-point of feedback from user's answers	Identify sections/elements (problems, methods) based on research paper or dialog
Summarize: output corresponding information from user's UI design	Summarize into few sentences based on documents, stories, or dialog
Rank: output relevant recommendation from previous works	Rank keyword suggestions based on a point in prompt
Refine: output multiple answers in different tone of voice from prompts	Refine document's tone of voice based on document and tone
Refine: output multiple toned versions from original article	Refine into more explicit/effective prompt based on vague prompt
Write: output hook from original article	Write description based on keywords
Write: output anecdotes from original article	Write description based on keywords
Summarize: output main points from the article's sections	Summarize into few sentences based on documents, stories, or dialog
Continued on next page	

294 Capabilities	33 Capability Clusters
Find similar: output multiple controversies from given press	Find similar keywords or document based on dialog, documents, or description
Identify: output key-points from press	Identify sentiment from document, image, or dialog
Find similar: output negative key-points from press	Find similar keywords or document based on dialog, documents, or description
Find similar: output similar posts from discussion	Find similar keywords or document based on dialog, documents, or description
Answer: output reponse from dialog history	Answer question based on earlier mentions
Write: output script from user's input	Write story based on topic or description
Find similar: output similar suggestion from theatre scripts	Find similar keywords or document based on dialog, documents, or description
Write: output code from natural language prompt	Write code based on task description
Render: output product scenes from natural language prompt	Render image based on topic, mood, tone, keywords, or description
Identify: output user's sentiment from selected keywords	Identify sentiment from document, image, or dialog
Write: output text description from generated images	Write description based on image
Find similar: output similar concepts from existing images and design	Find similar: output similar concepts from existing images and design
Identify: output connecting concepts from properties	Identify sentiment from document, image, or dialog
Refine: output synonyms from different themes	Refine document's tone of voice based on document and tone
Find similar: output similar scientific words from user's scientific words	Find similar keywords or document based on dialog, documents, or description
Find similar: output relevant subsscientific words from metaphor word	Find similar keywords or document based on dialog, documents, or description
Find similar: output alternative words from previous words	Find similar keywords or document based on dialog, documents, or description
Summarize: output design keywords from user's natural language prompt	Summarize into keywords/bullets based on document, dialog, or diary
Render: output 3D components from user's 2D image prompt	Render image that communicates tone or mood based on image
Render: output similar 4 images from text prompt	Render image based on topic, mood, tone, keywords, or description
Continued on next page	

294 Capabilities	33 Capability Clusters
Render: output similar 4 images from 2D image prompts	Render image that communicates tone or mood based on image
Refine: output different tone of voice prompt from guide prompts	Refine into more explicit/effective prompt based on vague prompt
Write: output complete sentence from sentence with blank	Write story based on topic or description
Write: output creative story from user generated plots	Write story based on topic or description
Identify: output sentence in similar level of fortune from whole text	Identify sections/elements (problems, methods) based on research paper or dialog
Transcribe: output text from speech	Transcribe into text from speech
Write: output CSS properties from user's natural language prompt	Write code based on task description
Summarize: output key CSS components from generated CSS codes	Summarize into keywords/bullets based on document, dialog, or diary
Code: output HTML code from natural language	Write code based on task description
Code: output JavaScript code from natural language	Write code based on task description
Summarize: output summarized keywords from documents	Summarize into keywords and bullets based on document, dialog, or diary
Write: output text or several characters from probability	Write story based on topic or description