

Reflection phase shifts of bouncing Bogoliubov waves

Carsten Henkel[#]

University of Potsdam, Institute of Physics and Astronomy, Karl-Liebknecht-Str. 24/25,
14476 Potsdam, Germany

Abstract. The Bogoliubov–de Gennes equations are solved for an inhomogeneous condensate in the vicinity of a turning point, addressing the full continuous spectrum. A basis change in the space of the two Bogoliubov “particle” and “hole” amplitudes is introduced that decouples them approximately. We find a spatially extended mode that governs mainly excitations in the condensate phase, while another mode is localised to regions with density gradients. An analytical and numerical discussion of the phase shift is provided that incident matter waves suffer upon reflection at the turning point, forming standing waves. As an application, we compute eigenfrequencies in a gravitational trap, without recourse to the local density approximation. The non-condensate density at finite temperature and its quantum depletion are discussed in a companion paper.

The boundary of a many-body system provides the arena to archetypal interference phenomena familiar from water waves. On the microscopic scale, the surface of a dense system is often realised as a smooth cross-over between distinct phases. Similar to critical fluctuations in a phase transition, fluctuations are locally enhanced, as the stabilising effect of interactions in the high-density region is reduced. In this paper, we provide a detailed analysis of a degenerate bosonic gas and its boundary, as it may be realised in the Bose-Einstein condensed phase of ultracold atomic vapours (Pitaevskii and Stringari, 2016). We consider a quasi-one-dimensional setting where the high-density phase is characterised by a reduction of density fluctuations, while thermal phase fluctuations destroy long-range order (Proukakis et al., 2013). The focus will be on the boundary region where due to a rise in the trapping potential, the condensate density drops so that a transition zone emerges that interfaces a dilute, quasi-ideal Bose gas and a dense degenerate gas. Since there is no prediction for the equation of state that is valid across this transition (Kerr et al., 2024), little theoretical work beyond the local-density approximation has been reported when it comes to spatial density profiles and correlation functions at finite temperature (Öhberg et al., 1997; Fedichev and Shlyapnikov, 1998; Fetter and Feder, 1998; Proukakis et al., 1998; Rusch and Burnett, 1999; Kheruntsyan et al., 2005).

[#] henkel@uni-potsdam.de

The shape of the condensate wave function trapped in a potential has been studied in detail, but with an understandable focus on its central, high-density region. Its tails towards tunnelling regions below the confining potential can be accurately described by a universal mathematical function, the Painlevé II transcendent (DLMF, 2025), provided the trapping potential can be linearised around its crossing with the chemical potential (i.e., the generalised eigenvalue of the nonlinear Gross-Pitaevskii equation). Our aim is to provide a physics-motivated analysis of the elementary excitations around this solution, also known as Bogoliubov modes. In the mathematical literature, matching formulas for the Painlevé II function that provide its asymptotic form to the left and the right of the turning point are well known (Ablowitz and Segur, 1977), and these also cover the case of an oscillatory solution. In physical problems, a particular solution of the Gross-Pitaevskii equation is singled out by requiring that it follows the Thomas-Fermi asymptote on the high-density side, given by Eq. (2) below. This particular case represents in a sense the separatrix between oscillatory and diverging solutions (Hastings and McLeod, 1980), at least for the linear potential. This fact may play a role when it comes to linear perturbations around the condensate, since a naïve integration of the differential equations from low to high densities leads to a divergence, due to exponentially increasing solutions. We emphasise that this happens outside the tunnelling regime and the solutions should behave as oscillatory functions. The divergence does not show up for trapped systems where the oscillations cover only a finite range between two turning points where the potential is below the chemical potential.

This paper builds on and develops further numerically stable techniques of earlier work for the continuous spectrum (Diallo and Henkel, 2015). The focus is on analysing the phase shift of the oscillatory Bogoliubov modes. In scattering theory, such phase shifts provide essential information about the potential that is accessible from the far-field asymptotics of scattering solutions. They determine, for example, cross sections or the lifetime of resonances (Messiah, 1995; Berry and Mount, 1972), and in the case of optics, an effective displacement of a reflected beam similar to the Goos-Hänchen shift (Goos and Hänchen, 1947; Henkel et al., 1994). We find that generic shapes of the potential in the vicinity of the turning point lead to qualitatively different phase shifts when the energy of the reflected Bogoliubov waves is scanned. The linear potential which has been used frequently near a turning point has the peculiar feature that within our numerical accuracy, its phase shift vanishes. In other potentials like a hard wall or an exponential soft barrier, the reflection is dispersive, i.e., the phase shift depends on energy. These results cannot be understood by considering only the potential barrier because of the mean-field potential due to the condensate density. Our analysis reveals in particular certain contributions to the phase shift due to the spatially inhomogeneous condensate density, i.e., contributions beyond the local density approximation.

The basic equations of Bogoliubov theory are recalled in Sec. 1 where also exact reference solutions are given with respect to which the phase shift may be defined. Sec. 2 outlines the main analysis of the problem and recalls an adiabatic scheme that eliminates divergence problems approximately. Nonadiabatic corrections are dealt with in Subsec. 2.4, the particular case of the linear potential in Subsec. 2.5. Applications are discussed in Sec. 3, while more technical material and further plots have been relegated to the Appendices. In a companion paper (Henkel, 2025b), the Bogoliubov modes are used to compute quantum and thermal corrections to the density profile. A brief analysis of the zero-point energy density of the Bose gas has been given in Henkel (2025a). We find enhanced fluctuations in the border region around the turning point, whose dependence on temperature is quite different compared to a homogeneous system. This illustrates the fallacies of the common implicit assumption behind the local density approximation. The issue of quantum fluctuations in the atomic density is of interest to study non-trivial quantum vacuum effects in laboratory settings, see, e.g., Roberts and Pomeau (2005); Edmonds et al. (2023). The turning point problem is also similar to the electron density near the surface of a conductor (Lang, 1969; Kenner et al., 1972) and its excitations, for example in the form of surface plasmons (Feibelman, 1982; Apell et al., 1984; Schaich, 1985; Liebsch, 1997). This problem has recently revived some interest in hydrodynamic models for metallic electrons (Forcella et al., 2014; Toscano et al., 2015; Yan, 2015; Benedicto et al., 2015; Ciraci and Della Sala, 2016; Yang et al., 2019; Mortensen, 2021).

1. Model

We consider a quasi-one-dimensional Bose condensate and focus on its border, i.e., the region where the density smoothly drops to zero. This can be implemented with a hard or a soft barrier: the former case is equivalent to a Dirichlet boundary condition. The collective wave function then rises from zero to a constant density, on the scale of the healing length defined by the nonlinearity of the wave equation, i.e., particle interactions at the mean-field level. A soft barrier, on the other hand, introduces the same length scale as the one-particle Schrödinger equation, where, e.g., the Airy function provides a smooth connection to the tunnelling regime below the barrier. In the physical solution to the nonlinear wave equation for the condensate [Eq. (1) below], the nonlinearity becomes dominant on the dense side of the turning point where it suppresses the oscillatory behaviour of the Airy function.

1.1. Overview

The potential barriers we discuss in this paper are illustrated in Fig. 1. Top left is shown a flat potential with a hard wall at $z = 0$. This case provides an analytic solution given by a “dark

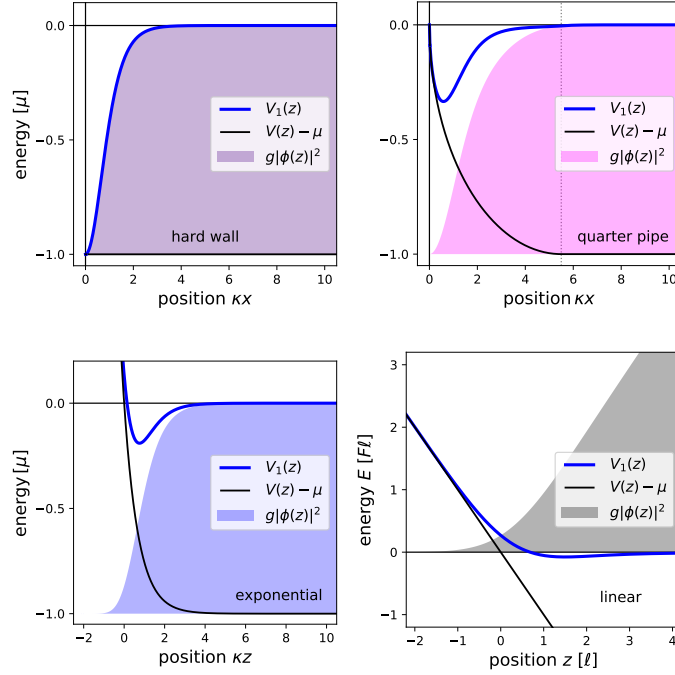


Figure 1. Kaleidoscope of potentials and condensate densities considered in this paper. From top left to bottom right: hard-wall potential $V = 0$, quarter-pipe potential that connects smoothly a hard wall at $z = 0$ to a flat bottom at $z \geq R$ (dotted line), exponential $V(z) = \mu \exp(-az)$ and linear $V(z) = \mu - Fz$ potential. The function $V_1 = V - \mu + g\phi^2$ (thick blue lines) applies to the elementary excitations of the condensate phase, see Eq. (5).

Energies are scaled to the chemical potential μ , except for the linear potential where, since $\mu = 0$ by a suitable choice of coordinates, the natural unit $F\ell$ [see Table 1] is used. The turning point is at $z = 0$ in all cases, although the boundary conditions there depend on the type of potential (Dirichlet $\phi(0) = 0$ for the hard-wall potentials in the top row). Position coordinate scaled by the inverse healing length κ , as defined in Eq. (6) and Table 1.

soliton” (Pitaevskii and Stringari, 2016; Reinhardt and Clark, 1997; Konotop, 2008). On the top right, we show an intermediate case where the hard wall and a flat bottom are smoothly connected by an elliptical arc. We call this potential the “quarter pipe”. Bottom left is a smooth barrier that decays exponentially to a flat bottom. Finally, a linear potential is shown bottom right: here, the Thomas-Fermi condensate density grows linearly with distance from the turning point (shaded area). The linear potential is the starting point for Langer’s analysis of the WKB connection problem in wave mechanics (Messiah, 1995). The nonlinear wave equation then connects to a celebrated mathematical problem with movable singularities, the Painlevé II equation (DLMF, 2025; Dalfovo et al., 1996).

We choose coordinates such that $z = 0$ corresponds either to the position of the Dirichlet

boundary condition (hard wall and quarter pipe) or to the crossing of the trapping potential $V(z)$ and the chemical potential μ (exponential and linear cases). The chemical potential μ provides the “healing length” $1/\kappa$ as a natural length scale, see Table 1. Typical parameters for all cases are listed in Table 1. The linear potential is the local version of a soft wall, but also applies in a homogeneous gravitational field. For a natural length unit in this case, combine the force $F = -dV/dz$ and the particle mass M into $\ell = (\hbar^2/2MF)^{1/3}$. Interactions between particles in ultracold atomic gases can be parametrised by a single parameter g proportional to the s-wave scattering length (Javanainen, 2023). In quasi-one-dimensional trapping geometries, it also depends on the transverse confinement (Olshanii, 1998; Bouchoule et al., 2011); generic values are $g \sim 0.3 \dots 3 \text{ nK } \mu\text{m}$. Typical values for the length scales $1/\kappa$ and ℓ are in the sub-micron range, see also Table 1 in Diallo and Henkel (2015).

	hard wall	quarter pipe	exponential	linear
potential $V(z)$	0	$\mu - \mu \sqrt{(2 - \frac{z}{R}) \frac{z}{R}}$	$\mu \exp(-az)$	$\mu - Fz$
length scale(s)	$\frac{1}{\kappa} = (\frac{\hbar^2}{\mu M})^{1/2}$	range R	decay length $1/a$	$\ell = (\frac{\hbar^2}{2MF})^{1/3}$
value	230 nm	$R = 1 \dots 1.8 \mu\text{m}$	$1/a = 50 \dots 200 \text{ nm}$	$\ell = 300 \text{ nm}$
parameters	$\mu = 100 \text{ nK}$			$F/M = 9.81 \text{ m/s}^2$
numerics	$\mu = 1$	$\kappa R = 2 \dots 10$	$\kappa/a = 0.24 \dots 2.4$	$\mu = 0, F = 1 = \ell$

Table 1. Characteristic units and parameters. The numbers (atom mass M , resonant wavelength) are evaluated for the Rb-87 atom. The quarter-pipe potential continues as $V(z) = 0$ for $z \geq R$. The exponential potential can be implemented with a blue-detuned light field created by total internal reflection (evanescent wave). Its length scale $1/a$ is comparable to the Rb D2 wavelength 780 nm, but depends on optical parameters.

1.2. Basic equations

Adopt suitable units, we set $\hbar^2/2M = 1$, and the nonlinear Schrödinger equation for the condensate ϕ , also known as Gross–Pitaevskii equation (Pitaevskii and Stringari, 2016), takes the form

$$-\frac{d^2\phi}{dz^2} + V(z)\phi + g|\phi|^2\phi = \mu\phi \quad (1)$$

where the constant g scales the mean-field potential $g|\phi|^2 > 0$.

In Fig. 1, numerical results for the condensate density (obtained as outlined in Sec. 1.4 below) are shown. They illustrate a smooth cross-over between vanishingly small values for $z \leq 0$ and the Thomas-Fermi profile

$$z \rightarrow \infty : \quad g|\phi_{\text{TF}}|^2(z) = \mu - V(z) \quad (2)$$

The latter is obtained by neglecting the derivative in Eq. (1). Typical atom numbers within the healing length $1/\kappa$ are of the order of $\mu/(g\kappa) \sim 5 \dots 50$. The mean-field theory behind the Gross-Pitaevskii framework is valid if this number is not small compared to unity (Mora and Castin, 2003; Kerr et al., 2024). A more quantitative comparison in terms of “missing particles” in the region around the turning point $z = 0$ is provided in the companion paper (Henkel, 2025b), Appendix A.1.

The linearization around the mean field, $\phi \mapsto \phi + u e^{-iEt} + v^* e^{iEt}$ leads to the (stationary) Bogoliubov–de Gennes equations that read, in the same units,

$$\begin{aligned} -\frac{d^2 u}{dz^2} + V(z)u + 2g|\phi|^2 u + g\phi^2 v &= (\mu + E)u, \\ -\frac{d^2 v}{dz^2} + V(z)v + 2g|\phi|^2 v + g\phi^{*2} u &= (\mu - E)v. \end{aligned} \quad (3)$$

We fix the phases of ϕ, u, v to be real, choosing positive ϕ . We also restrict the spectrum to $E > 0$, since to a pair (u, v) with energy E corresponds another pair (v, u) with $-E$.

The sum and difference of the Bogoliubov amplitudes physically represent density and phase quadratures of the condensate, as can be seen from $u e^{-iEt} + v^* e^{iEt} = (u + v) \cos Et - i(u - v) \sin Et$. Defining the family of effective one-particle Hamiltonians

$$H_n = -\frac{d^2}{dz^2} + V(z) - \mu + n g \phi^2, \quad (n = 1, 2, 3), \quad (4)$$

we get from Eqs. (3) the equation pair

$$\begin{aligned} H_1 \varphi_- &= E f_+, & \varphi_- &= (u - v)/\sqrt{2}, \\ H_3 f_+ &= E \varphi_-, & f_+ &= (u + v)/\sqrt{2}. \end{aligned} \quad (5)$$

The potential $V_1 = V - \mu + g\phi^2$ is shown in thick blue in Fig. 1. It quantifies the deviation of the condensate density from its Thomas-Fermi approximation and therefore depends on its spatial variation; at large distance from the turning point, deep in the condensate, $V_1(z) \rightarrow 0$, while $V_1(z) \rightarrow V - \mu$ on the dilute side.

1.3. Exact solutions

For a hard-wall potential, $V(z) = 0$ for $z > 0$, and a Dirichlet boundary condition $\phi(0) = 0$ is imposed (also on u and v). In this simple case, exact solutions are known: the so-called “dark soliton” provides a condensate wave function that goes through zero (Pitaevskii and Stringari, 2016). Cutting this solution in half, the Dirichlet boundary condition case is solved by

$$\phi(z) = \sqrt{\mu/g} \tanh(\kappa z), \quad \kappa = \sqrt{\mu/2} = \sqrt{M\mu}/\hbar. \quad (6)$$

The Bogoliubov mode functions can also be found explicitly and read (Kovrizhin, 2001; Dziarmaga, 2004; Negretti et al., 2008; Walczak and Anglin, 2011)

$$\begin{aligned} u_k(z) &= A_k k \sin(kz) \left[\frac{1}{\cosh^2(\kappa z)} + \alpha_k \right] + 2A_k \alpha_k \kappa \cos(kz) \tanh(\kappa z) \\ v_k(z) &= A_k k \sin(kz) \left[\frac{1}{\cosh^2(\kappa z)} - \beta_k \right] - 2A_k \beta_k \kappa \cos(kz) \tanh(\kappa z) \end{aligned} \quad (7)$$

$$\left. \begin{array}{l} \alpha_k \\ \beta_k \end{array} \right\} = \frac{E \pm k^2}{\mu} \quad (8)$$

The energy is given by the Bogoliubov dispersion relation

$$E = |k| \sqrt{2\mu + k^2} \quad (9)$$

We choose the normalisation A_k such that in the region $\kappa z \gg 1$ where the condensate $\phi(z)$ is constant [see Eq. (6)], we have

$$u_k(z) \rightarrow \frac{\cos(\theta_k/2)}{\sqrt{k}} \sin(kz + \delta), \quad v_k(z) \rightarrow -\frac{\sin(\theta_k/2)}{\sqrt{k}} \sin(kz + \delta) \quad (10)$$

The relative amplitudes of u_k and v_k are set by the angle θ_k that we read off from Eqs. (7, 8):

$$\tan \theta_k = \frac{2\alpha_k \beta_k}{\alpha_k^2 - \beta_k^2} = \frac{\mu}{E} \quad (11)$$

With this choice, the wave functions are orthogonal in the continuous spectrum, as has been shown in Diallo and Henkel (2015)

$$\int_0^\infty \frac{dz}{\pi} [u_k(z)u_{k'}(z) - v_k(z)v_{k'}(z)] = \delta(E - E') \quad (12)$$

And finally, the phase shift δ is given by

$$\tan \delta = \frac{2\kappa}{k} \quad (13)$$

This phase shift will be the main focus of this paper. As can be seen in Eq. (10), it describes the position of the nodes of the u and v wave functions, relative to the reference position $z = 0$ set by the hard-wall boundary condition. For an illustration, see Fig. 2 below.

Another exact solution is available in the case of the linear potential. The Gross-Pitaevskii Eq. (1) is solved by the Painlevé II transcendent (Ablowitz and Segur, 1977; Hastings and McLeod, 1980; Dalfovo et al., 1996). It interpolates at low densities to the Airy function familiar from the Schrödinger equation in the linear potential,

$$z \rightarrow -\infty : \quad \phi^2(z) \rightarrow 2 \text{Ai}^2(-z) \quad (14)$$

(Here and in the following, we use the natural units $F = 1 = \ell = g$, see Table 1.) The scale factor 2 is not arbitrary since we are dealing with a nonlinear wave equation; it is characteristic

for that Painlevé II solution that connects on the other side of the turning point to the Thomas-Fermi approximation (2). It has been shown by Hastings and McLeod (1980) that if the prefactor in Eq. (14) is larger than 2, then the solution diverges for some finite value of $z > 0$. If it is smaller, then it has an oscillatory asymptote

$$z \rightarrow \infty : \quad \phi^2(z) \approx \frac{2d^2}{z^{1/2}} \sin^2 \left(\frac{2}{3} z^{3/2} - \frac{3}{4} d^2 \log z - c \right) \quad (15)$$

with some constants d, c . If the prefactor, say a^2 , in Eq. (14) approaches 2, Ablowitz and Segur (1977) show that the constant d scales as

$$d^2 \approx \frac{-1}{\pi} \log(1 - a^2/2) \quad (16)$$

Coming back to the Thomas-Fermi behaviour of Eq. (2), expanding $\phi(z)$ around it and inserting this into the Gross-Pitaevskii equation, finally yields the post-Thomas-Fermi series (Lundh et al., 1997; Margetis, 2000)

$$z \rightarrow \infty : \quad \phi^2(z) = z - \frac{1}{4z^2} - \frac{9}{8z^5} + \mathcal{O}(z^{-8}) \quad (17)$$

With the help of this expansion, we find that the effective potential $U_{\text{ad}}(z)$ introduced in Eq. (31) below approaches the asymptote

$$z \rightarrow \infty : \quad U_{\text{ad}}(z) \rightarrow -\frac{E^2}{2z} - \frac{1}{4z^2}. \quad (18)$$

These slowly decaying terms constitute a reference potential that is familiar from the Coulomb interaction and centrifugal barriers, although the latter features a strange sign. It has exact solutions right at the continuum threshold given by ordinary Bessel functions (DLMF, 2025)

$$j_E(z) = \sqrt{\pi z} J_0(E\sqrt{2z}), \quad y_E(z) = \sqrt{\pi z} Y_0(E\sqrt{2z}) \quad (19)$$

The first solution stays regular when extrapolated to $z \rightarrow 0$, while the second one has a divergent slope there. We have chosen a normalisation such that the Wronskian determinant of the two solutions is $W[j_E, y_E] = 1$. The Wronskian will turn out a useful tool to project a general solution onto a pair of basis functions. It is defined as (DLMF, 2025; Bender and Orszag, 1978)

$$W[u, w] = u \frac{dw}{dz} - \frac{du}{dz} w. \quad (20)$$

The actual solution $\varphi(z)$ in the potential $U_{\text{ad}}(z)$ is, for large z , a linear combination of reference waves. It gives access to the asymptotic behaviour of the Bogoliubov amplitudes $u(z)$, $v(z)$ [see Eq. (26) below] and thus defines the phase shift δ

$$z \rightarrow \infty : \quad \varphi(z) \rightarrow j_E(z) \cos \delta - y_E(z) \sin \delta \quad (21)$$

More explicitly, a Wronskian yields $W[\varphi, j_E] \rightarrow A \sin \delta$. According to the large-argument expansion of the Bessel functions (DLMF, 2025), we get, similar to Eq. (10),

$$E\sqrt{2z} \gg 1 : \quad \varphi(z) \approx \frac{(2z)^{1/4}}{\sqrt{E}} \sin(E\sqrt{2z} + \pi/4 + \delta). \quad (22)$$

The square root in the sine argument makes the wavelength increase at large z , in distinction to the constant wavelength of Eq. (10) that applies to “flat-bottom” potentials.

1.4. Numerics

For numerical solutions of the Gross-Pitaevskii and Bogoliubov equations, see, e.g., Xie et al. (2009); Gao and Cai (2020); Sadaka et al. (2024). These approaches also cover two- and three-dimensional systems and are mostly based on finite-element techniques. In the one-dimensional system considered here, the condensate solution can be found by minimising the Gross-Pitaevskii energy functional (units with $\hbar^2/2m = 1$)

$$\mathcal{F}[\phi] = \int dz \left\{ \frac{1}{2} \left(\frac{d\phi}{dz} \right)^2 + \frac{1}{2} (V - \mu) \phi^2 + \frac{g}{4} \phi^4 \right\} \quad (23)$$

When represented on a discrete grid, the `minimize` routine of `scipy` may be used (Virtanen et al., 2020). To improve the solution, we iterate the following recursive scheme

$$\delta\phi^{(n)} = H_1^{(n)}\phi^{(n)}, \quad H_3^{(n)}\chi^{(n+1)} = -\delta\phi^{(n)}, \quad \phi^{(n+1)} = \phi^{(n)} + \chi^{(n+1)} \quad (24)$$

where the mean-field potentials in $H_1^{(n)}, H_3^{(n)}$ are evaluated based on $|\phi^{(n)}|^2$. Convergence is achieved when the norm of the error $\delta\phi^{(n)}$ in the computational domain drops below a predefined precision.

The Bogoliubov equations (3) and the iterative problem (24) may be solved with sparse linear algebra packages (Virtanen et al., 2020), using a finite-difference scheme and suitable boundary conditions at both ends: a Dirichlet boundary condition at the left end (taken at $z = 0$ or sufficiently deep in the tunnelling domain), and Dirichlet or Neumann conditions on the right. This yields a set of discrete eigenvalues that is getting denser when the computational domain is enlarged. To access the continuous spectrum with a smaller domain and in particular at very low energies, we use a Robin boundary condition, i.e., enforcing the logarithmic derivative $Z = (1/u) du/dz$ at the last grid point $z = L$. This can be done by adjusting the second derivative u_{zz} on the grid. With a grid spacing dz , we take at $z = L$

$$\begin{aligned} u_{zz}(L) &= \frac{1}{dz} \left[\frac{u(L - dz) - u(L)}{dz} + Z u(L) \right] \\ &= \frac{1}{dz^2} [u(L - dz) - (1 - Z dz) u(L)] \end{aligned} \quad (25)$$

When a Dirichlet (or Neumann) boundary condition is applied at $z = L$, the number $-(1 - Z dz)$ is replaced by -2 (or -1). (In the interior of the grid, the three-point stencil

($1, -2, 1$)/ dz^2 is used.) The best accuracy is obtained when Z is calculated with a derivative du/dz evaluated at mid-point, i.e., at $L + dz/2$ just outside the computational grid. The logarithmic derivative can also implement boundary conditions for tunnelling solutions, computed according to the WKB approximation (Messiah, 1995). We have checked that the scheme is compatible with compact fourth-order finite-difference schemes (Lele, 1992; Xie et al., 2009) that improve the accuracy in dz by two orders.

2. Analysis

2.1. Adiabatic basis

The eigenproblem formulation sketched in the previous section is facing the issue that the Bogoliubov equations (3) contain at least one unstable mode that grows exponentially fast. To make analytical and numerical progress, an adiabatic basis has been introduced by Diallo and Henkel (2015). It is given by the eigenvectors of the 2×2 matrix \mathbf{M} underlying the Bogoliubov system [see Eq. (28) below]. For an intuitive understanding of the relevant transformation, we introduce the canonical “position” and “momentum” variables ($u, v, p = du/dz, q = dv/dz$) and consider a joint rotation in the uv - and pq -planes:

$$\begin{pmatrix} \varphi \\ f \end{pmatrix} = \mathbf{R} \begin{pmatrix} u \\ v \end{pmatrix} = \begin{pmatrix} \cos(\theta/2) & -\sin(\theta/2) \\ \sin(\theta/2) & \cos(\theta/2) \end{pmatrix} \begin{pmatrix} u \\ v \end{pmatrix}$$

$$\begin{pmatrix} \tilde{p} \\ \tilde{q} \end{pmatrix} = \mathbf{R} \begin{pmatrix} p \\ q \end{pmatrix} \quad (26)$$

In the special case $\theta = \pi/2$, one recovers the difference and sum modes φ_-, f_+ of Eq. (5). Our notation conveys that φ shares many similarities with the phase mode φ_- , while f is similar to the density mode f_+ . The rotation into the adiabatic basis requires, however, a position-dependent angle $\theta(z)$.

Keeping θ dependent on position, computing the derivatives and using the Bogoliubov equations (3), we find the following set of equations in this representation

$$\frac{d}{dz} \begin{pmatrix} \varphi \\ f \end{pmatrix} = \begin{pmatrix} \tilde{p} \\ \tilde{q} \end{pmatrix} + \begin{pmatrix} 0 & -\theta'/2 \\ \theta'/2 & 0 \end{pmatrix} \begin{pmatrix} \varphi \\ f \end{pmatrix}$$

$$\frac{d}{dz} \begin{pmatrix} \tilde{p} \\ \tilde{q} \end{pmatrix} = \mathbf{R} \mathbf{M} \mathbf{R}^{-1} \begin{pmatrix} \varphi \\ f \end{pmatrix} + \begin{pmatrix} 0 & -\theta'/2 \\ \theta'/2 & 0 \end{pmatrix} \begin{pmatrix} \tilde{p} \\ \tilde{q} \end{pmatrix} \quad (27)$$

The derivatives $\theta' = d\theta/dz$ appear as off-diagonal elements. This cross-coupling between “positions” and “momenta” is reminiscent of the distinction between kinematic and canonical

momenta for a charged particle in two dimensions in a magnetic field $B \propto \theta'$. In the second line of Eq. (27), \mathbf{M} is the Bogoliubov matrix

$$\mathbf{M} = \begin{pmatrix} V_2(z) - E & g\phi^2(z) \\ g\phi^2(z) & V_2(z) + E \end{pmatrix} \quad (28)$$

with $V_2(z) = V(z) - \mu + 2g|\phi(z)|^2$. It becomes diagonal when the angle θ in the rotation matrix \mathbf{R} is chosen as

$$\tan \theta(z) = \frac{g\phi^2(z)}{E} \quad (29)$$

This is the position-dependent generalisation of Eq. (11). The eigenvalues of \mathbf{M} are

$$\left. \begin{matrix} M_\varphi(z) \\ M_f(z) \end{matrix} \right\} = V_2(z) \mp \sqrt{E^2 + g^2\phi^4(z)}. \quad (30)$$

A formulation that is slightly more explicit than Eq. (27) is the following second-order system for the adiabatic phase and density modes (Diallo and Henkel, 2015)

$$-\frac{d^2\varphi}{dz^2} + U_{\text{ad}} \varphi = \hat{L} f, \quad U_{\text{ad}} = M_\varphi + (\theta'/2)^2, \quad (31)$$

$$-\frac{d^2 f}{dz^2} + V_{\text{ad}} f = -\hat{L} \varphi, \quad V_{\text{ad}} = M_f + (\theta'/2)^2. \quad (32)$$

The derivatives of the condensate density appear in the potentials and, via the differential operator

$$\hat{L} = \frac{\theta''}{2} + \theta' \frac{d}{dz}, \quad (33)$$

they also couple the amplitudes φ, f . The decoupling of the two Bogoliubov modes has thus nearly succeeded in the adiabatic basis: if the variation of the condensate density is sufficiently slow or the energy large enough, we expect the “source terms” $\hat{L} f, -\hat{L} \varphi$ on the rhs of Eqs. (31, 32) to be small.

This is even true for the hard-wall potential, as illustrated in Fig. 2 where we plot two adiabatic mode functions φ_k, f_k , computed from the exact solution (7). The function φ_k appears “above the barrier” U_{ad} , oscillates asymptotically with a constant wavenumber k , and merges into the asymptote (10) when the rotation (26) is undone. The opposite is true for f_k which only appears due to the non-adiabatic coupling: it is therefore localised close to the condensate boundary and vanishes deep into the bulk. We have checked that f_k lies *below* the eigenfunctions in the potential well V_{ad} subject to the boundary condition at $z = 0$. Note also that the modes and their source terms scale quite differently: the phase mode φ_k is much larger than $\hat{L} f_k/\mu$, while the density mode f_k is comparable to $-\hat{L} \varphi_k/\mu$.

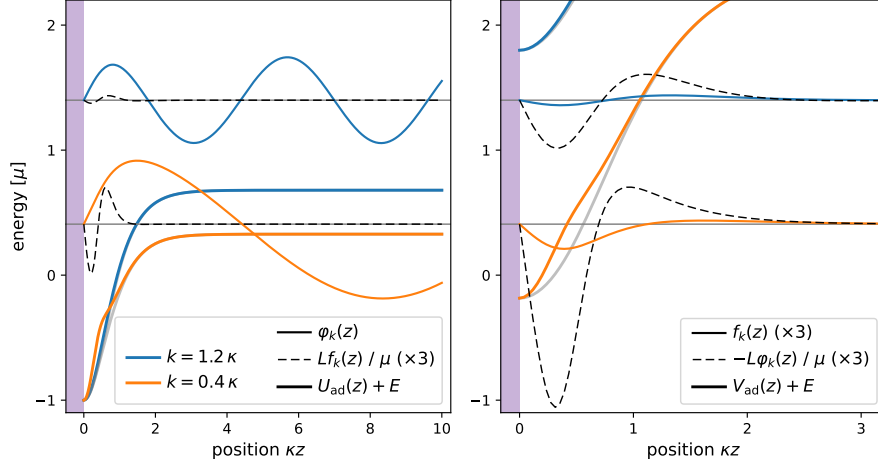


Figure 2. Bogoliubov mode functions φ (left) and f (right) for the hard-wall potential in the adiabatic representation. For clarity, we have shifted the potentials (thick solid lines) of Eqs. (31, 32) by the energy E to $U_{\text{ad}}(z) + E$ (left) and $V_{\text{ad}}(z) + E$ (right); the mode functions are plotted on these “energy levels” $E \approx 1.4 \mu$ (blue), and 0.41μ (orange). The k -vectors (see inset legend) are computed from the dispersion relation (9), and $\kappa = \sqrt{\mu/2}$. The black dashed curves illustrate the “source terms” $\hat{L}f$ (left) and $-\hat{L}\varphi$ (right) in Eqs. (31, 32). To enhance visibility, a few curves are multiplied as indicated in the legends. The thick gray curves correspond to the eigenvalues $M_\varphi(z)$, $M_f(z)$ of Eq. (30), the bumps in the coloured curves are due to the “geometric” potential $(\theta'(z)/2)^2$ in Eqs. (31, 32).

It is instructive to work through this formulation with the local density approximation (LDA). The latter amounts to replacing the chemical potential $\mu \mapsto \mu(z) = \mu - V(z)$ and to use the Bogoliubov spectrum. Inverting Eq. (9), this leads to a local k -vector with

$$\text{LDA: } k^2(z) = V(z) - \mu + [(\mu - V(z))^2 + E^2]^{1/2} \quad (34)$$

If the Thomas-Fermi approximation is accurate, we have $V_2(z) \approx g\phi^2(z) \approx \mu - V(z)$ and $k^2(z) \approx -M_\varphi(z)$ from Eq. (30). The adiabatic scheme goes beyond the LDA by including corrections to the Thomas-Fermi approximation and gradients in the condensate density (derivative θ' and operator \hat{L}).

2.2. Adiabatic approximation

The data of Fig. 2 suggest an approximate solution to the Bogoliubov problem that we call “adiabatic” in the following. In a first step, we neglect the small source term $\hat{L}f$ in Eq. (31) and solve

$$-\frac{d^2\varphi^{(\text{ad})}}{dz^2} + U_{\text{ad}}\varphi^{(\text{ad})} = 0 \quad (35)$$

In the second step, this result is used as an approximation to the source term $\hat{L}\varphi$ in Eq. (32) to yield $f^{(\text{ad})}$.

The potential U_{ad} in the Schrödinger equation (35) typically has a single turning point around $z \approx 0$, as illustrated in Fig. B1. We re-write it in the form

$$U_{\text{ad}}(z) = V_1(z) + D(z) + (\theta'/2)^2 \quad (36)$$

where the first term $V_1(z) = V(z) - \mu + g\phi^2(z)$ was encountered in Eq. (4). The second piece

$$D(z) = g\phi^2(z) - [E^2 + g^2\phi^4(z)]^{1/2} = -\frac{E^2}{g\phi^2(z) + [E^2 + g^2\phi^4(z)]^{1/2}} \quad (37)$$

monotonically increases from $-E$ to zero, as the condensate density grows. It determines the long-range behaviour of U_{ad} : the approach to its asymptote is slower for large E , as can be seen in Fig. B1. Finally, the term $(\theta'/2)^2 = V_{\text{geo}}$ in Eq. (36) has been called the “geometric” potential (Diallo and Henkel, 2015). Similar to the geometric phase, it arises because the adiabatic basis is position-dependent. V_{geo} is peaking in the transition region around $z = 0$ where the gradient in the condensate density is particularly large (compare thick coloured and thick gray curves in Fig. 2, see also Fig. B1 in the Appendix B). Broadly speaking, we find the hard-wall (linear) potential to give the largest (smallest) geometric potential, respectively, but this depends, of course, on the specific values of the parameters (κ and a). We come back in Sec. 2.5 to the linear case where we have to address the slow spatial decay of $U_{\text{ad}}(z; E)$.

Numerical solutions within the adiabatic approximation are easy to find for any energy E because the exponentially growing “contamination” has been eliminated. A simple initial value solver suffices, starting in the tunnelling region left of the turning point. This gives the phase mode $\varphi^{(\text{ad})}$ from which we compute the source term $-\hat{L}\varphi^{(\text{ad})}$ in Eq. (32). To solve the inhomogeneous Schrödinger equation for $f^{(\text{ad})}$, we go back to a finite-difference or finite-element scheme, using a reasonably large interval. Since the sought solution $f^{(\text{ad})}$ is below the spectrum of the potential $V_{\text{ad}} = M_f + V_{\text{geo}}$ and the source term is spatially localised, there is no problem with inverting the Schrödinger operator in Eq. (32) on a finite grid.

The results of this procedure are illustrated for a few energies in Fig. 3. The dotted curves (mostly superimposed) correspond to the adiabatic approximation, while the coloured curves give numerically computed solutions of the Bogoliubov equations with an (artificial) Neumann boundary condition. Note the different character and magnitude of the φ and f amplitudes, as expected from the above discussion. The performance of the adiabatic scheme is fairly good, except at low energies. In this case, one indeed expects from the definition (29) that the rotation angle $\theta(z)$ varies more rapidly with position, invalidating the adiabatic approximation.

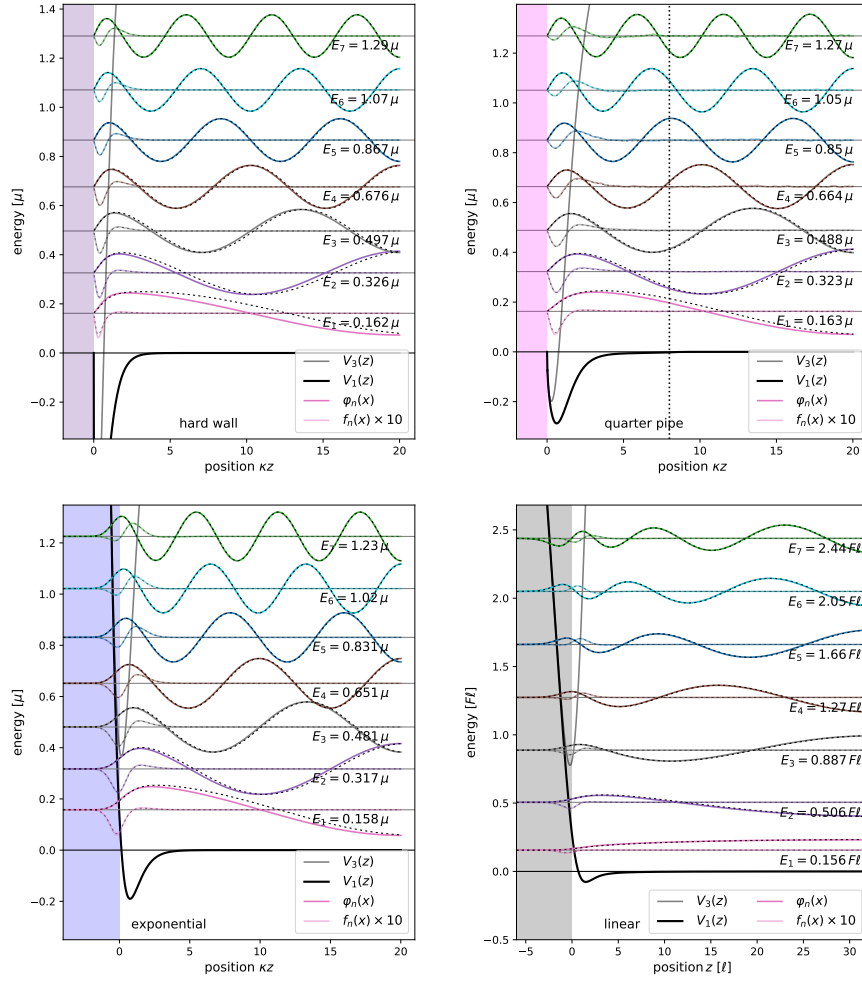


Figure 3. Comparison of exact (numerical) and adiabatic solutions for the Bogoliubov modes in the density/phase (φ, f) representation. Exact results in color, adiabatic solutions black dotted. Numerical parameters as in Table 1, except $\kappa R = 8$ for the quarter-pipe case (vertical dotted line). The plotted energies are somewhat arbitrary, as they are determined by boundary conditions at the right end of the computational grid. Here, a Neumann condition is applied at $z \approx 20/\kappa$ (32ℓ) for flat-bottom (linear) potentials, respectively.

2.3. Reflection phase shift

At this point, we address the main focus of this study, namely the phase shift of the Bogoliubov waves at a generic turning point. We define it, as illustrated in Fig. 3, from the oscillatory φ solution in the adiabatic basis. At large distance from the turning point, the density mode f becomes small, and φ solves a Schrödinger equation with a relatively simple potential. The solutions in this potential, analytically known, have been given in Eqs. (7) and (19); they provide reference waves, and the phase shift δ is measured relative to them.

In the flat-bottom potentials of type “hard wall”, “quarter pipe” and “exponential”, the condensate becomes constant, $\phi^2(z) \rightarrow \mu/g$, when the distance z is large enough compared to the scales $1/\kappa$ or $1/a$. The non-adiabatic terms proportional to θ' vanish, and in the potential U_{ad} [Eq. (36)], only the term $D(z)$ survives. It tends to the constant value

$$U_{\text{ad}}(z) \rightarrow -\frac{E^2}{\mu + (E^2 + \mu^2)^{1/2}} = -k^2 \quad (38)$$

which is the wavenumber k of the Bogoliubov dispersion (9), as expected from the local density approximation. Asymptotically, the solution $\varphi(z)$ is therefore a combination of sine and cosine waves. Similar to Eq. (21), we define the phase shift δ by the limit

$$z \rightarrow \infty : \quad \varphi(z) \rightarrow \frac{A}{\sqrt{k}} \sin(kz + \delta) = A [j_k(z) \cos \delta - y_k(z) \sin \delta] \quad (39)$$

with an amplitude A . This is consistent with Eqs. (10) for the standard Bogoliubov amplitudes u, v because the adiabatic angle becomes constant, $\theta(z) \rightarrow \arctan(\mu/E) = \theta_k$ [Eqs. (11, 29)].

The pair of “reference waves” $\{j_k, y_k\} = k^{-1/2} \{\sin(kz), -\cos(kz)\}$ in Eq. (39) are normalised such that their Wronskian $W[j_k, y_k]$ is unity. The convention ensures that incident or reflected waves given by $j_k \mp iy_k$ have unit flux. This is based on the flux of linear wave mechanics, although for the actual particle current in a Bose gas, the interference with the condensate has to be taken into account (Bouchoule and Mølmer, 2003; Paul et al., 2005). As mentioned around its definition in Eq. (20), the Wronskian is a convenient tool to extract the phase shift $\delta(E)$ of the φ solution. Indeed, from Eq. (39)

$$z \rightarrow \infty : \quad W[\varphi, j_k] \rightarrow A \sin \delta, \quad W[\varphi, y_k] \rightarrow A \cos \delta \quad (40)$$

The derivative of the Wronskian is

$$\begin{aligned} \frac{d}{dz} W[\varphi, j_k] &= \varphi \frac{d^2 j_k}{dz^2} - \frac{d^2 \varphi}{dz^2} j_k \\ &= -\varphi k^2 j_k + (-U_{\text{ad}} \varphi + \hat{L} f) j_k \\ &= -\varphi (U_{\text{ad}} + k^2) j_k + (\hat{L} f) j_k \end{aligned} \quad (41)$$

The last term arises from the rhs of the inhomogeneous Schrödinger equation for φ . Its contribution to δ is evaluated in Sec. 2.4. Otherwise, we find the difference between the actual potential U_{ad} and the constant reference $-k^2$ of Eq. (38), a result known as the Abel identity (Bender and Orszag, 1978). At large z , both terms in Eq. (41) vanish, and W becomes constant, as anticipated in Eq. (40). We use this constant value to normalise the solution φ (and f) such that $A = 1$ in Eq. (39).

The phase shift $\delta = \delta(E)$ quantifies to what extent the inhomogeneous condensate background “drags” or “pushes” the Bogoliubov wave into or out of the region near the turning point. This can be understood in terms of the dip of the effective potential $U_{\text{ad}}(z)$ in Fig. B1:

the local wavelength of the φ wave decreases, and more phase is accumulated relative to a flat potential (positive δ). The four potentials show quite some diversity in their phase shifts, as can be seen in Fig. 4. The exact result in the hard-wall potential (solid line) is reproduced by the numerical solution, while the adiabatic approximation fails at low energies only (dashed lines). The non-adiabatic correction discussed in Sec. 2.4 below is also quite significant at low energies. It is represented by the difference between the dotted and dashed lines. This applies to all types of potentials.

The energy dependence of $\delta(E)$ makes it plausible why the level spacings in Fig. 3 slightly differ between the three flat-bottom potentials. For the exponential potential, the larger phase shift moves the levels down (smaller energy spacing for a fixed right end of the computational grid), compared to the hard-wall potentials whose phase shift decreases with energy. This trend correlates with the ordering of the energy levels, e.g., $E_3 = 0.497 \mu > 0.488 \mu > 0.481 \mu$, when going from top left to bottom left in Fig. 3, even though close to their turning points, the Bogoliubov modes are strikingly similar.

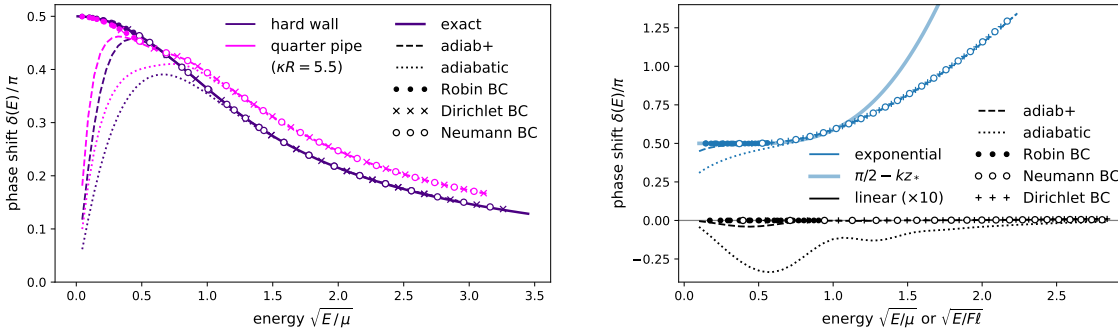


Figure 4. Phase shift $\delta(E)$ of the oscillatory Bogoliubov mode $\varphi(z)$, obtained by matching it to the asymptotic form (39) or (21) (for the linear potential). Symbols: numerical diagonalisation with boundary condition at the open right end as indicated, dashed lines (“adiab+”): adiabatic approximation plus the non-adiabatic correction discussed in Sec. 2.4, dotted lines (“adiabatic”): without this correction. Thick solid line (left panel): exact solution Eq. (13); pale thick solid line (right panel): simple turning-point construction $\delta = \pi/2 - kz_*$ (see main text). In the linear potential (right panel), the phase shift is extrapolated to infinity (Sec. 2.5), starting from the position $z \approx 32 \ell$ (see Table 1 for the units). Parameters: quarter-pipe potential with $\kappa R = 5.5$, exponential potential with $\kappa/a = 1/\sqrt{2}$. We plot against the root of the mode energy to enlarge the low-energy region. Results for the quarter-pipe potential with other parameters are shown in Fig. B3.

The phase shift in the quarter-pipe potential is similar to the hard wall, with a slightly larger value for most energies [Fig. 4(left)]. We attribute this to a somewhat larger region (of the order of the quarter-pipe radius R) where the condensate density deviates from its constant

asymptote so that $U_{\text{ad}}(z)$ develops a deeper dip; compare the top panels in Fig. 1 and Fig. B3 in Appendix B. In the smooth exponential potential, the phase shift starts from the same low-energy value $\delta(0) \approx \pi/2$ as for the hard wall, but then increases monotonously with energy [Fig. 4 (right)]. We attribute this to the “softness” of the potential U_{ad} that provides additional “space” for the wave function in the region $z < 0$. Indeed, the turning point $z_*(E)$, the root of $U_{\text{ad}}(z_*) = 0$, moves to the left as E increases. Crudely speaking, one may imagine the Bogoliubov wave to be simply translated from the reference point $z = 0$ to its actual turning point z_* (Henkel et al., 1994). This picture leads to the simple approximation $\delta = \pi/2 - kz_*$ which captures well the low-energy behaviour [thick solid line in Fig. 4(right)]. We have also computed within the semiclassical (WKB) approximation (Bender and Orszag, 1978) the phase of the $\varphi^{(\text{ad})}$ wave function and found good agreement. It is somewhat remarkable that the WKB phase correction $\pi/4$ at the soft turning point in the exponential potential accounts only for one half of the low-energy limit $\delta(0) = \pi/2$. At low energies, of course, the semiclassical approximation breaks down because of the rapid variation of the local momentum.

In contrast, the linear potential produces a phase shift close to zero (note that the data in Fig. 4, right are magnified for better visibility). These small values are found once the phase shift is extrapolated from the right end point of the numerical grid to infinity: this is discussed in more detail in Sec. 2.5. Before, we address the correction to $\delta(E)$ arising from the term $\hat{L}f$ neglected so far in the adiabatic approximation. Including it moves the dotted curves to the dashed ones and improves the agreement with the exact data in the range $0.25\mu < E < \mu$ (and even for all E in the linear potential).

2.4. Non-adiabatic correction to phase shift

The adiabatic solution $\varphi^{(\text{ad})}$ deviates from the full one φ because it neglects the inhomogeneous term $\hat{L}f$ in Eq. (31) and in Eq. (41). We use again the Abel identity to improve, if not the phase mode, but at least its phase shift. The technique is well known in partial wave expansions of scattering theory (Messiah, 1995). Consider therefore the Wronskian $W[\varphi, \varphi^{(\text{ad})}]$ between phase modes defined as in Eq. (20). Computing its derivative and using the Schrödinger-type equations for $\varphi, \varphi^{(\text{ad})}$ at the same energy, we find [similar to Eq. (41)]

$$\frac{d}{dz} W[\varphi, \varphi^{(\text{ad})}] = (\hat{L}f)(z) \varphi^{(\text{ad})}(z) \quad (42)$$

Recall from Fig. 2 that the term $\hat{L}f$ is relatively small and well localised. As we move infinitely far away from the condensate border, the expansion of φ and $\varphi^{(\text{ad})}$ in reference solutions yields for their Wronskian (assuming for both the normalisation $A = 1$)

$$z \rightarrow \infty : \quad W[\varphi, \varphi^{(\text{ad})}] = \sin(\delta - \delta^{(\text{ad})}) \quad (43)$$

At the other end of the z -axis, W drops to zero, since φ and $\varphi^{(\text{ad})}$ vanish as physical tunnelling solutions. By integrating Eq. (42), we thus get the exact expression

$$\sin(\delta - \delta^{(\text{ad})}) = \int dz (\hat{L} f)(z) \varphi^{(\text{ad})}(z) = - \int dz f(z) (\hat{L} \varphi^{(\text{ad})})(z) \quad (44)$$

The second form arises from a partial integration, using the definition (33) of the differential operator \hat{L} . The integrated terms vanish because the integrand is localised around the turning point region of the condensate. This expression can be re-arranged into (incidentally another Wronskian)

$$\sin(\delta - \delta^{(\text{ad})}) = \frac{1}{2} \int dz \theta'(z) [f'(z) \varphi^{(\text{ad})}(z) - f(z) \varphi^{(\text{ad})'}(z)] \quad (45)$$

where the prime denotes spatial derivatives. We found this form to be numerically convenient because the integrand shows less oscillations.

At this point, it is instructive to invert the Schrödinger operator $-d^2/dz^2 + V_{\text{ad}}(z)$ with the help of the resolvent operator \hat{G} . As illustrated in Fig. 2, the potential $V_{\text{ad}}(z)$ is a confining well: on the left side of the turning point, it is closed by the bare trapping potential $V(z)$, on the right side, by the repulsive mean-field potential $V_3(z)$. The resolvent \hat{G} provides the solution f of the inhomogeneous equation (32), which may be expanded as follows

$$f = -\hat{G} \hat{L} \varphi = - \sum_{n=0}^{\infty} \eta_n \frac{(\eta_n | \hat{L} \varphi)}{\epsilon_n} \quad (46)$$

Here, the ϵ_n and η_n ($n = 0, 1, \dots$) provide the discrete spectrum in the potential V_{ad} , with eigenfunctions normalised according to the standard scalar product

$$(\eta_n | \eta_m) = \int dz \eta_n(z) \eta_m(z) = \delta_{nm}, \quad n, m = 0, 1, \dots \quad (47)$$

Since V_{ad} is a potential well, its eigenfunctions η_n are localised. In particular for small quantum numbers n , the matrix elements $(\eta_n | \hat{L} \varphi)$ are convergent overlap integrals.

We insert the expansion (46) into the formula (44) for the non-adiabatic correction to the phase shift and find

$$\sin(\delta - \delta^{(\text{ad})}) = \sum_n \frac{(\eta_n | \hat{L} \varphi^{(\text{ad})}) (\eta_n | \hat{L} \varphi)}{\epsilon_n} \approx \sum_n \frac{|(\eta_n | \hat{L} \varphi^{(\text{ad})})|^2}{\epsilon_n} \quad (48)$$

While the first expression is still exact, the second one is a useful approximation. It is based on the assumption that the “back-action” of f on the Bogoliubov mode φ is weak, as can be expected from Fig. 2. It also provides a way to correct the phase shift of the adiabatic approximation scheme where the density mode is $f \approx f^{(\text{ad})} = -\hat{G} \hat{L} \varphi^{(\text{ad})}$. The results of this procedure are displayed as “adiab+” in Figs. 4, B3.

The structure of Eq. (48) is reminiscent of second-order perturbation theory where the eigenstates η_n trapped in the potential V_{ad} are coupled to the wave function $\varphi^{(\text{ad})}$ via the operator

\hat{L} . A common feature of Eq. (48) and ground-state energy shifts is the definite sign: all terms in the sum are positive, and in distinction to a Feshbach resonance, the energy denominator never crosses zero. Still, there are oscillations in the “matrix element” that provide relatively broad peaks. Indeed, as the energy E is scanned, the nodes and anti-nodes of $\varphi^{(\text{ad})}$ shift across the bottom of the potential $V_{\text{ad}}(z)$ where the low-lying eigenfunctions η_n are localised. These oscillations are particularly marked for the linear potential which is the “softest” of the four, compare dotted and dashed lines in Fig. 4(right). The turning point of φ is hence relatively free to move to the left.

2.5. Phase shift in the linear potential

The large- z asymptotics in the linear potential has to be treated in a slightly different way, because the approach of the potential U_{ad} to its asymptotic form given in Eq. (18) is slow. As a consequence, when the parameters A, δ are computed at a finite position z from the asymptotic form given in Eq. (21), they are still changing as z moves to infinity. More explicitly, we compute $A \sin \delta$ from the Wronskian $W[\varphi, j_E]$ with the regular reference solution j_E [Eq. (19)]. Exactly as in Eq. (41), we find that this Wronskian evolves according to

$$\frac{d}{dz} W[\varphi, j_E] = -\varphi \left(U_{\text{ad}} + \frac{E^2}{2z} + \frac{1}{4z^2} \right) j_E + (\hat{L}f) j_E \quad (49)$$

using the natural units in the linear potential. The last term involving $\hat{L}f$ has been dealt with in the previous section and because it is localised to small z , it will be neglected in the large-distance range considered here. The three pieces of $U_{\text{ad}} = V_1 + D + V_{\text{geo}}$ introduced in Eq. (36) can be expanded for large z . Using the post-Thomas-Fermi expansion (17), we get

$$V_1(z) = -\frac{1}{4z^2} - \frac{9}{8z^5} + \mathcal{O}(z^{-8}) \quad (50)$$

$$D(z) = -\frac{E^2}{2z} + \frac{E^4}{8z^3} - \frac{E^2}{8z^4} + \mathcal{O}(E^6 z^{-5}) \quad (51)$$

$$V_{\text{geo}}(z) = \frac{E^2}{4z^4} + \mathcal{O}(E^4 z^{-6}) \quad (52)$$

The corrections relative to the long-range reference potential of Eq. (18) are thus

$$U_{\text{ad}}(z) + \frac{E^2}{2z} + \frac{1}{4z^2} = \frac{E^4}{8z^3} + \frac{E^2}{8z^4} + \mathcal{O}(z^{-5}, E^6 z^{-5}) \quad (53)$$

Equation (49) also provides an equation for the phase shift δ alone. Consider amplitude A and phase shift δ as the polar coordinates of the tuple $(W[\varphi, y_E], W[\varphi, j_E]) = (A \cos \delta, A \sin \delta)$. For the derivative of $\delta = \arctan(W[\varphi, j_E]/W[\varphi, y_E])$, a short calculation yields

$$\frac{d\delta}{dz} \approx -\left(\frac{E^4}{8z^3} + \frac{E^2}{8z^4} \right) (j_E \cos \delta - y_E \sin \delta)^2 \quad (z \gg \ell) \quad (54)$$

At large distances, the last parenthesis can be simplified using the asymptotic form (22) of the Bessel functions. Eq. (54) therefore yields an oscillatory decrease of the phase shift, as the position z moves towards infinity. If δ is already small, we have $d\delta/dz = 0$ at the nodes of the Bessel function $j_E(z) \propto J_0(E\sqrt{2z})$, as illustrated in Fig. 5. This behaviour produces numerical artefacts when the phase shift is computed at a finite position z . They show up as a slowly increasing, oscillatory energy dependence.

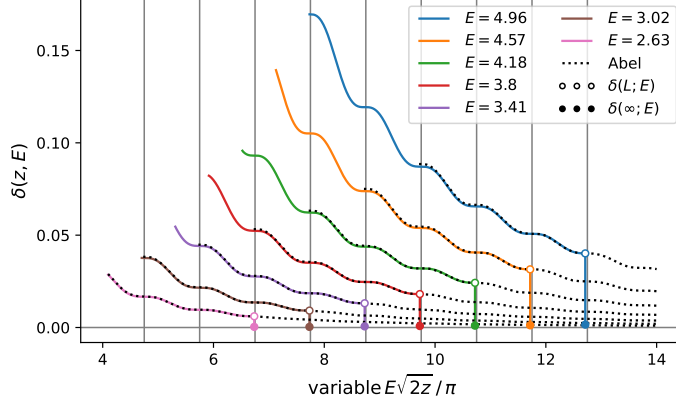


Figure 5. Extrapolation of phase shift $\delta(z, E)$ to $z = \infty$. The coloured curves give the numerically computed phase shift based on solutions with Dirichlet boundary conditions at $L \approx 32\ell$ (terminating at the open dots). The vertical grid lines mark the zeroes of the reference solution $j_E(z)$. The dotted black curves are obtained as explained after Eq. (54), starting from the open dots (phase shift at $z = L$) to both sides. The phase shift resulting from continuing the dotted curves to infinity is represented by the full dots with $\delta(E) \approx 0$.

Figure 5 also illustrates the extrapolation of the phase shift to infinity. To find this value (filled dots), we integrate Eq. (54) from the right end $z = L$ of the computational grid to convergence near $z = \infty$. The dotted curves permit to check the accuracy of the approximation (the expansion of $U_{\text{ad}}(z)$): the extrapolation towards the left, $z < L$, works well. We thus estimate phase shifts of the order $\delta \sim 10^{-4}\pi$, probably consistent with zero within the accuracy of the numerical scheme.

While our numerical results are subject to some finite error margin, there are also analytical indications that the linear potential (Painlevé II problem) is a somewhat special case. For example, the condensate density $|\phi(z)|^2$ is balanced exactly when one integrates its “tunnelling tail” ($z < 0$) and compares for $z \geq 0$ to the difference $|\phi(z)|^2 - z/g$ with the Thomas-Fermi density. This is recapped in Appendix A.2 of Henkel (2025b). The other example is an approximate calculation of the phase shift with the WKB-approximation for φ (expected to be valid at high energies), using the Thomas-Fermi approximation to the potential U_{ad} . As shown in Appendix A, a cancellation of two large terms leads to $\delta^{(\text{WKB})}(E) = 0$. A final

example is provided by the analysis of Fetter and Feder (1998) for the polynomial solutions in a harmonic trap. The boundary layers near the turning points (constructed by linearising the potential there) shift the eigenvalues only in the order $(\ell/R)^3$ where R is the distance between the two turning points. This points to a “zero phase shift” in the linear potential, while the parabolic confinement in the bulk of the system provides the main contribution to the energy eigenvalues. We show in the following section 3.1 how this can be phrased in the spirit of the Bohr-Sommerfeld formula.

3. Applications

3.1. Discrete spectrum

As a first application of the reflection phase shifts, consider a potential well closed by two reflecting barriers. The Bogoliubov spectrum is then discrete, and we may expect the phase shifts at two turning points to contribute to the total round trip phase (or action) in the Bohr-Sommerfeld quantisation rule

$$S_{12}(E) = \int_{z_1}^{z_2} dz p(z, E) = n\pi - \delta_1 - \delta_2 \quad (55)$$

where p is the momentum in the relevant potential. Consider as a simple, but nontrivial example the “gravitational” trap with a shallow linear turning point at the “top” and an exponential barrier on the “bottom” (Wallis et al., 1992; Henkel et al., 1994; Spreeuw et al., 1995):

$$V(z) = \mu \exp(-az) + Fz \quad (56)$$

For definiteness, we take $1/a \approx 130$ nm, gravity for F , and $\mu \approx 166$ nK, with other parameters as in Table 1. The ratios of decay length, healing length, and characteristic length of the linear potential are then $1/a : \xi : \ell = 1 : 1.4 : 2.32$. The resulting condensate solution is the solid black curve in the bottom of Fig. 6(left).

It is a challenge to identify the contribution of the phase shifts because the length scales are not well separated, and one has to split the total phase between the two turning points in a meaningful way [see Eq. (55)]. In the adiabatic approximation with the potential U_{ad} , we would use the momentum $p = \sqrt{-U_{\text{ad}}}$ in Eq. (55). We have checked that this actually reproduces (i.e., includes) the phase shift computed in the previous sections. The potential V_1 shown in Fig. 6(left) has a narrow minimum at the left (steep) turning point and is nearly flat when approaching the right (soft) turning point.

We also plot the phase and density modes φ_n, f_n as defined by Eqs. (26, 29). The density modes are essentially localised in the condensate region (gray shaded area). For

comparison, the energy-independent potential V_3 is shown in solid gray. The density modes qualitatively behave as expected from this double-well if the tunnelling coupling is relatively strong. The phase modes are dominant in determining the quantised energy levels, as shown by the comparison to the semiclassical action computed in the adiabatic potential $U_{\text{ad}}(z, E)$ (Fig. 6, right column).

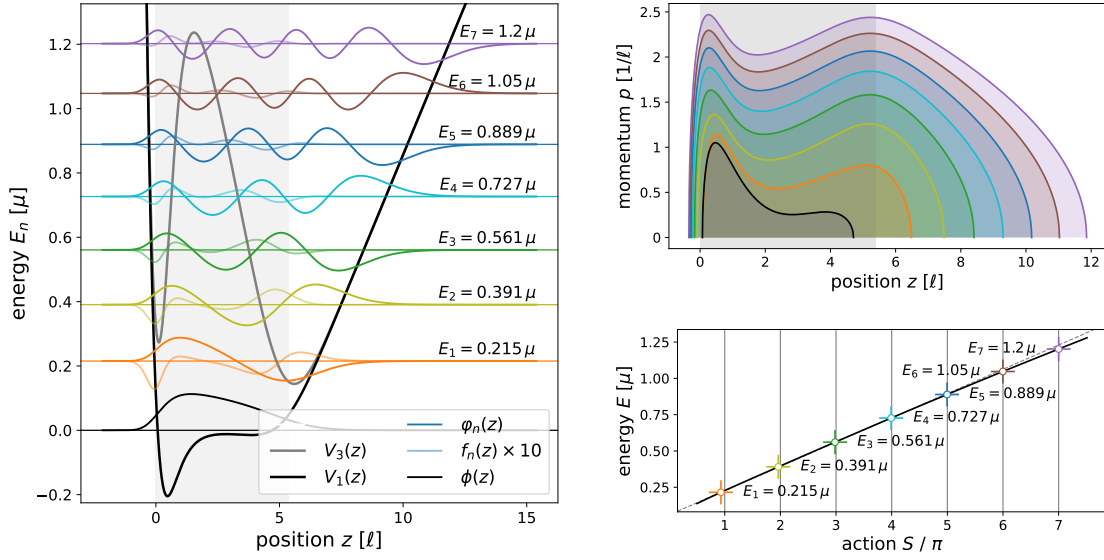


Figure 6. (left) Bogoliubov modes in a gravitational (linear) trap closed at the “bottom” by an exponential barrier. The phase φ_n and density f_n modes in the adiabatic basis are plotted (solid and faded curves). The condensate is the bottom black curve (not to scale). Positions are scaled to the characteristic length ℓ in the linear potential. The gray shaded area marks the two turning points in the potential $V(z)$. (top right) Phase space portrait (only one half is shown) corresponding to the adiabatic potentials $U_{\text{ad}}(z, E_n)$ for the phase modes, evaluated at the quantised levels E_n . (bottom right) Comparison to the Bohr-Sommerfeld quantisation rule $S = S_{12} - \pi/2 = n\pi$ where the action $S_{12}(E)$ is computed between the turning points in the potential $U_{\text{ad}}(z, E)$. The dashed line is a linear interpolation through the low-lying levels. Parameters are given after Eq. (56).

The Bogoliubov levels in the gravitational trap are nearly equidistant (see the left panel in Fig. 6, and the dashed diagonal in the bottom right). This would be expected for a flat-bottom potential in the low-energy limit where the Bogoliubov dispersion is linear, similar to the approximation applied by Öhberg et al. (1997). Actually, the WKB calculation reproduces most of the features of the spectrum, except at very low energies where small deviations from the Bohr-Sommerfeld rule (see caption) are visible. In particular, the lowest points in Fig. 6(bottom right) deviate somewhat from integer multiples of π .

3.2. Boundary correction to bulk density of states

A more direct way to explore the relevance of the phase shift is to consider a flat-bottom potential so that for $z \rightarrow \infty$, we expect the system to behave like a homogeneous one. The following recipe to count states owes a lot to Barton (1979). We apply the same device as in the numerics shown in Fig. 3 and enclose the system in a large, finite box. Consider the case of a Dirichlet boundary condition at $z = L$, larger than any other scale. (We emphasise that this boundary condition is imposed only on the Bogoliubov modes, not on the condensate.) From the asymptotes (10) of the u and v modes, we get for the allowed energies E_k or k -vectors in a flat-bottom potential the quantisation rule

$$kL + \delta(k) = n\pi, \quad n = 1, 2, \dots \quad (57)$$

Consider now some quantity Q to be evaluated by summing over all modes, like the mean energy in thermal equilibrium $E_k \langle b_k^\dagger b_k \rangle$ or the ground state energy. As L is large, the modes become dense and the sum turns into an integral

$$Q = \sum_k Q_k \approx \int_0^\infty dk \rho(k) Q(k) \quad (58)$$

where $\rho(k)$ is the density of modes in k -space. For the simple reference case of a box potential between $z = 0$ and $z = L$, the spacing of the discrete k -vectors is $\Delta k = \pi/L$ so that $\rho(k) = L/\pi$. This makes $Q/L \rightarrow q$ an intensive quantity in the thermodynamic limit.

The phase shift $\delta(k)$ from the left boundary changes the mode spacing according to [subtract Eq. (57) evaluated for $n + 1$ and n]

$$(k_{n+1} - k_n)L + \delta(k_{n+1}) - \delta(k_n) = \pi \quad (59)$$

The mode density $1/(k_{n+1} - k_n) = 1/\Delta k$ becomes for large L , after expanding the phase shift

$$\rho(k) = \frac{1}{\Delta k} = \frac{L}{\pi} \left(1 - \frac{1}{L} \frac{d\delta}{dk} \right)^{-1} \approx \frac{L}{\pi} + \frac{1}{\pi} \frac{d\delta}{dk} \quad (60)$$

Inserting into the mode sum (58) and subtracting the extensive part $\sim L$, we get the boundary shift ΔQ_B of the quantity Q relative to its extensive limit

$$\Delta Q_B = \lim_{L \rightarrow \infty} (Q(L) - Lq) = \int \frac{dk}{\pi} \frac{d\delta}{dk} Q(k) \quad (61)$$

Note that the derivative of the phase shift plays the role of a change in mode density. This technique can be used to compute, e.g., shifts in zero-point energies related to the boundary conditions (Barton, 1979). We do not pursue this issue further here because in the companion paper (Henkel, 2025b), the quantities of interest (like the ground-state energy density) depend on the spatial profile of the modes, a feature that is not captured by Eq. (61).

The same derivative as in Eq. (61) appears, however, when a wave packet of Bogoliubov excitations with a well-defined mean position approaches the turning point and gets reflected back into the bulk. When the trajectories of the incident and reflected wave packet are extrapolated, they cross at $z_B = -d\delta/dk$, as if the wave packet had bounced off at this position (Henkel et al., 1994), see Fig. 7(left). The phase shifts found in this paper for flat-bottom potentials yield effective bounce positions shown in the right panel. Consider a particle in two or three dimensions that bounces at the plane $z = 0$ where the turning point for the condensate wave function is located. For an oblique incidence, the reflected trajectory is also laterally shifted, as can be inferred from Fig. 7(left). This is the key idea behind the optical ray shift of Goos and Hänchen (1947).

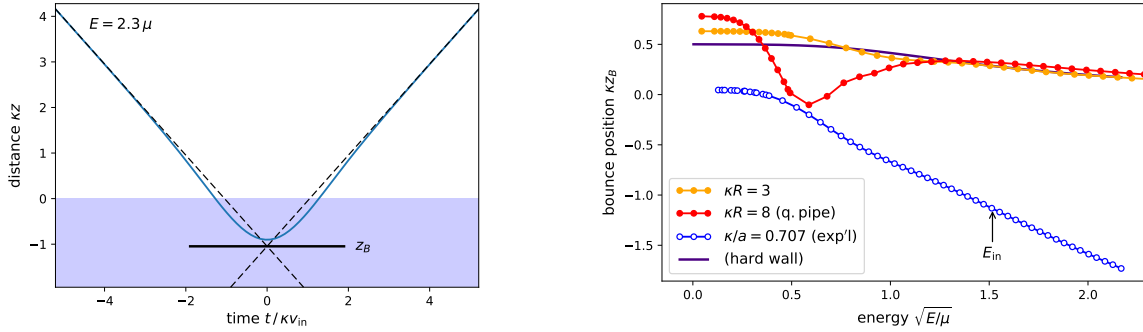


Figure 7. (left) Illustration of bouncing trajectory in the exponential potential, $\kappa/a = 1/\sqrt{2}$. The two asymptotes of the trajectory (computed numerically by solving Newton's equation of motion in the potential $U_{\text{ad}}(z; E)$) cross at the thick horizontal line $z = z_B$. (right) Position of bounce, $z_B = -d\delta/dk$ for Bogoliubov wave packets reflected off the condensate edge. Here, $k = k(E)$ is the asymptotic momentum far from the turning point, given by the Bogoliubov dispersion relation. (Only flat-bottom potentials are considered here.)

4. Conclusion

The reflection of waves from a potential is an archetypal problem of scattering theory with many implications for cross sections, tunnelling delay times, or mode counting, to mention a few. We have here analysed this case for elementary excitations of a Bose-Einstein quasi-condensate confined by a half-open potential, covering both hard and soft barriers and the entire continuous spectrum. Wave reflection is dispersive (with an energy-dependent phase shift) even for a hard wall which is mostly due to the condensate background being inhomogeneous. The results are obtained with a combined numerical and analytical scheme that removes divergent solutions from the Bogoliubov equations. As applications, we have studied the energy spectrum of a trapped system and the mirror position for a bouncing wave

packet. The case of a linear potential is special in that its phase shift is numerically relatively small at all energies, provided the slow variations of the phase shift in the reflected Bogoliubov wave are tracked over a sufficiently large region into the bulk of the trapped gas.

Acknowledgments. For calculations and discussions at various stages of this work, I thank Uwe Bandelow, Abdoulaye Diallo, Enrico Reuß, Anja Seegebrecht, and the late Gabriel Barton.

Appendix A. WKB phase shift for the linear potential

We discuss here an approximate calculation of the phase shift in the linear potential and argue that the small values we find arise from the cancellation between two large contributions. The idea is to solve the Schrödinger equation (35) with the WKB approximation (Messiah, 1995)

$$z > z_* : \quad \varphi^{(\text{WKB})}(z) = \frac{A'}{[-U_{\text{ad}}(z)]^{1/4}} \sin \left(\frac{\pi}{4} + \int_{z_*}^z dz' [-U_{\text{ad}}(z')]^{1/2} \right) \quad (\text{A.1})$$

where $p(z) = [-U_{\text{ad}}(z)]^{1/2}$ is the semiclassical momentum and z_* the left turning point: $p(z_*) = 0$. We are only interested in the asymptotic regime $z \rightarrow \infty$ and evaluate the action (or phase) integral approximately. This can be done analytically when the Thomas-Fermi approximation is used (adopting natural units for the linear potential):

$$-U_{\text{ad}}(z) \approx \begin{cases} E + \mu - V(z) \approx E + z, & \text{for } z \leq 0, \\ \sqrt{E^2 + g^2|\phi(z)|^4} - g|\phi(z)|^2 \approx \sqrt{E^2 + z^2} - z, & \text{for } z \geq 0. \end{cases} \quad (\text{A.2})$$

We thus have $z_* = -E$, and the interval $z' = -E \dots 0$ contributes the phase

$$\int_{-E}^0 dz' \sqrt{E + z'} = \frac{2}{3} E^{3/2} \quad (\text{A.3})$$

Between $z' = 0 \dots z$, the integration yields

$$\begin{aligned} \int_0^z dz' (\sqrt{E^2 + z'^2} - z')^{1/2} &= \frac{2E}{3} \frac{\sqrt{E^2 + z^2} + 2z}{(\sqrt{E^2 + z^2} + z)^{1/2}} - \frac{2}{3} E^{3/2} \\ &= E\sqrt{2z} - \frac{2}{3} E^{3/2} + \mathcal{O}(z^{-3/2}) \end{aligned} \quad (\text{A.4})$$

In the last line, we expanded for $z \gg E$ to recover the square root scaling of the phase.

Note the cancellation of the constant term $-E^{3/2}$ when the two contributions are summed. Coming back to the wave function (A.1) and comparing to the asymptotic form (22), the phase offset $\pi/4$ is matched by the WKB phase originating from the turning point z_* (Bender and Orszag, 1978; Messiah, 1995). This combination of WKB and Thomas-Fermi approximations

therefore suggests a phase shift $\delta(E) = 0$, in agreement with the trend observed in Fig. 4(right) for large E . We note that it is only in this regime that we expect the WKB and the adiabatic approximations to be accurate because the local wavelength is small and varies slowly enough over the entire classically allowed region.

Appendix B. Additional plots

Appendix B.1. Illustration of adiabatic potential

The potential $U_{\text{ad}}(z; E)$ for the phase mode φ is illustrated in Fig. B1, where also the three pieces V_1 , D , and V_{geo} introduced in Eq. (36) are displayed separately.

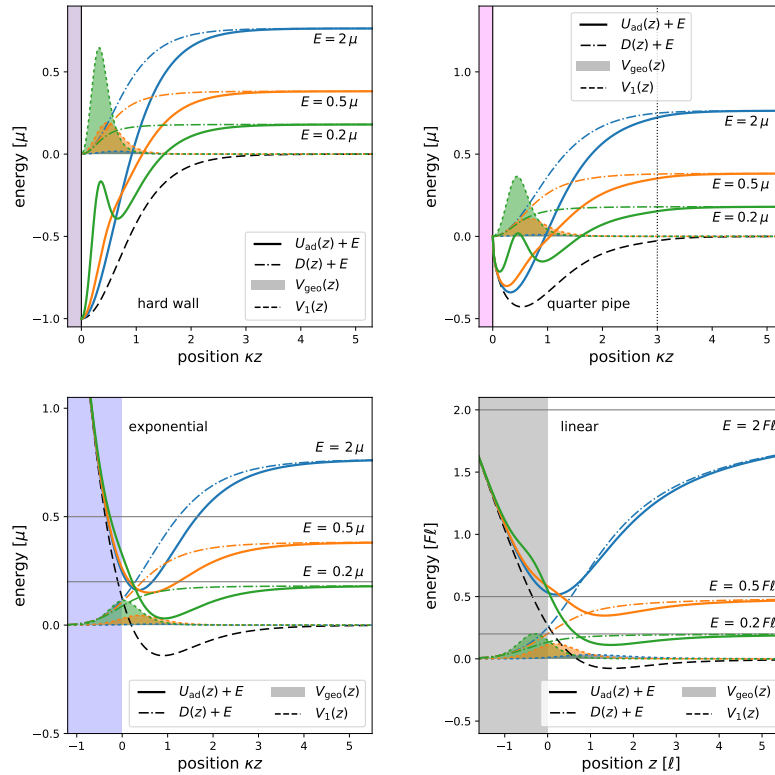


Figure B1. Decomposition of the adiabatic potential U_{ad} in three terms according to Eq. (36). The color shaded areas give the geometric potential V_{geo} , it nearly vanishes for the largest chosen energy. Numerical parameters as in Table 1, $\kappa R = 3$ for the quarter-pipe case, $\kappa = a$ for the exponential one.

Appendix B.2. Trapped density mode

An overview of the relative size of the φ and f mode functions is provided in Fig. B2 where the squared norm

$$\|f\|^2 = \int dx |f(z; E)|^2 \quad (\text{B.1})$$

of the density mode trapped “below” the potential V_{ad} is shown. The overall normalisation is such that the function $\varphi(z; E)$ behaves asymptotically according to Eqs. (22, 39) with $A = 1$. Recall that f is localised in those non-adiabatic regions where the condensate density changes rapidly (differential operator \hat{L} in Eqs. (31, 32, 33)). The values for $\|f\|^2$ are relatively small and smoothly vanish as the energy becomes large. For all potentials, a maximum is observed at low energies whose value is largest for the exponential potential. (The low energies shown as full dots are reached numerically using a Robin boundary condition intermediate between Dirichlet and Neumann, as explained in Sec. 1.4.) For all four types of potentials, a good performance of the adiabatic approximation is found, unless the energy is much below μ . Since in this regime the non-adiabatic coupling θ' is largest in amplitude, the density mode f is most significant there.

The broad oscillatory features that appear for the linear potential have been discussed by Diallo and Henkel (2015). They arise from the anti-nodes of the source term $\hat{L}\varphi$ that are moving across the minimum of the potential V_{ad} as a function of energy.

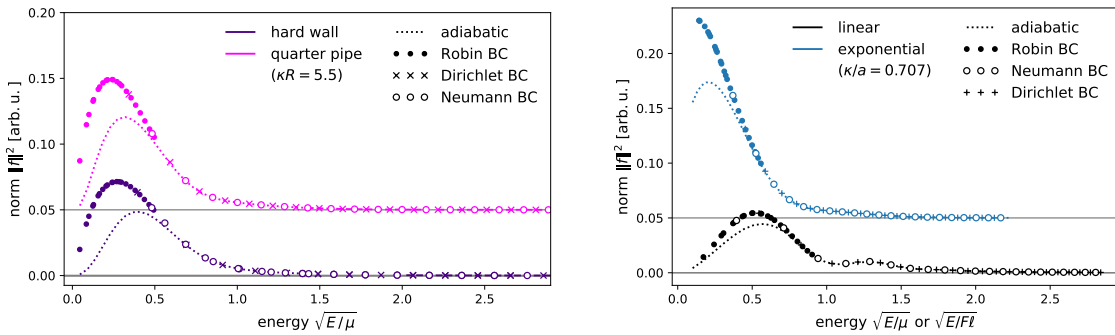


Figure B2. Squared norm of the “density mode” $f(z)$ localised near the condensate boundary layer. It is plotted vs. the root of the mode energy E for better visibility, and some curves have been shifted vertically. Symbols: numerical diagonalisation of the Bogoliubov equations with boundary condition at the open right end as indicated, dotted lines: adiabatic approximation. The latter solves first for $\varphi^{(\text{ad})}(z)$ in Eq. (35), evaluates the source term $-\hat{L}\varphi^{(\text{ad})}(z)$ and then computes $f^{(\text{ad})}(z)$ by inverting the inhomogeneous Eq. (32) on a discrete spatial grid. Parameters as in Table 1, $\kappa R = 5.5$ for the quarter-pipe case and $\mu = 1$, $\kappa/a = 1/\sqrt{2}$ for the exponential case.

Appendix B.3. Phase shift for quarter-pipe potential

In Fig. B3, the impact of the length parameter R of the quarter-pipe potential (see Table 1) is illustrated. On the left, the potential and its condensate density, on the right, the phase shift as a function of energy. The case of a wide pipe, where the deviation from the asymptotic density covers the widest spatial range, correlates with the largest phase shifts. An exception are very low energies where apparently the detailed shape of the potential becomes irrelevant, and the phase shift behaves the same as for the hard wall potential (where formally, $R = 0$).

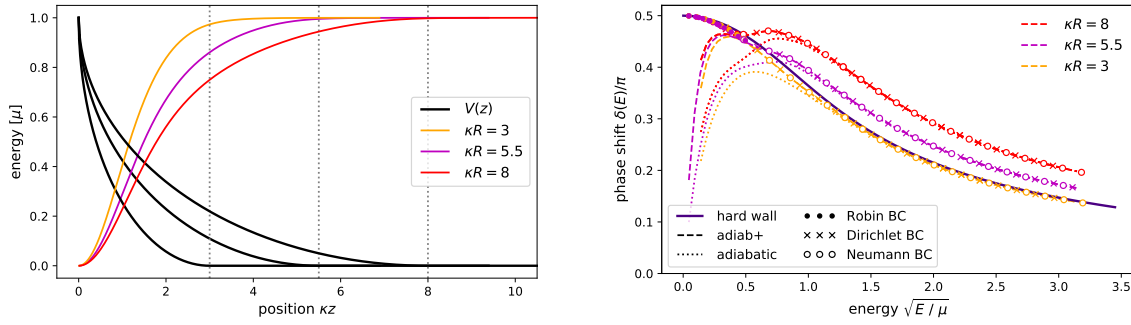


Figure B3. (left) Quarter-pipe potential (black) and condensate density $g|\phi(z)|^2$ (coloured) for different values of the “pipe radius” R (lengths scaled to the healing length $1/\kappa$). (right) Corresponding phase shift. Symbols: numerical solution of the Bogoliubov equations; dashed: adiabatic approximation including the correction due to the density mode [Sec. 2.4, Eq. (48)]; dotted: without this correction. Other parameters as in Fig. 4.

References

- Apell, P., Ljungbert, Å., Lundqvist, S.: Non-local optical effects at metal surfaces. *Phys. Scr.* **30**(5), 367–83 (1984) DOI: [10.1088/0031-8949/30/5/014](https://doi.org/10.1088/0031-8949/30/5/014)
- Ablowitz, M.J., Segur, H.: Exact linearization of a Painlevé transcendent. *Phys. Rev. Lett.* **38**(20), 1103–06 (1977) DOI: [10.1103/PhysRevLett.38.1103](https://doi.org/10.1103/PhysRevLett.38.1103)
- Barton, G.: Some surface effects in the hydrodynamic model of metals. *Rep. Prog. Phys.* **42**(6), 963–1016 (1979) DOI: [10.1088/0034-4885/42/6/001](https://doi.org/10.1088/0034-4885/42/6/001)
- Berry, M.V., Mount, K.E.: Semiclassical approximations in wave mechanics. *Rep. Prog. Phys.* **35**(1), 315–97 (1972) DOI: [10.1088/0034-4885/35/1/306](https://doi.org/10.1088/0034-4885/35/1/306)
- Bouchoule, I., Mølmer, K.: Interaction-induced phase fluctuations in a guided atom laser. *Phys. Rev. A* **67**(1), 011603 (2003) DOI: [10.1103/PhysRevA.67.011603](https://doi.org/10.1103/PhysRevA.67.011603)
- Bender, C.M., Orszag, S.A.: *Advanced Mathematical Methods for Scientists and Engineers*. McGraw-Hill Inc., New York (1978)
- Benedicto, J., Pollès, R., Ciraci, C., Centeno, E., Smith, D.R., Moreau, A.: Numerical tool to take nonlocal effects into account in metallo-dielectric multilayers. *J. Opt. Soc. Am. A* **32**(8), 1581–88 (2015) DOI: [10.1364/josaa.32.001581](https://doi.org/10.1364/josaa.32.001581)
- Bouchoule, I., Druten, N.J., Westbrook, C.I.: Atom chips and one-dimensional Bose gases. In: Reichel, J., Vuletić, V. (eds.) *Atom chips*, pp. 331–63. Wiley-VCH, Weinheim (2011). Chap. 11. DOI: [10.1002/9783527633357.ch11](https://doi.org/10.1002/9783527633357.ch11)
- Ciraci, C., Della Sala, F.: Quantum hydrodynamic theory for plasmonics: Impact of the electron density tail. *Phys. Rev. B* **93**(20), 205405 (2016) DOI: [10.1103/physrevb.93.205405](https://doi.org/10.1103/physrevb.93.205405)
- Diallo, A., Henkel, C.: Excitations at the border of a condensate. *J. Phys. B* **48**(16), 165302 (2015) DOI: [10.1088/0953-4075/48/16/165302](https://doi.org/10.1088/0953-4075/48/16/165302)
- DLMF: NIST Digital Library of Mathematical Functions. Release 1.2.4 of 2025 March 15. F. W. J. Olver, A. B. Olde Daalhuis, D. W. Lozier, B. I. Schneider, R. F. Boisvert, C. W. Clark, B. R. Miller, B. V. Saunders, H. S. Cohl, and M. A. McClain, eds. (2025). <http://dlmf.nist.gov/>
- Dalfovo, F., Pitaevskii, L., Stringari, S.: Order parameter at the boundary of a trapped Bose gas. *Phys. Rev. A* **54**(5), 4213–17 (1996) DOI: [10.1103/PhysRevA.54.4213](https://doi.org/10.1103/PhysRevA.54.4213)
- Dziarmaga, J.: Quantum dark soliton: Nonperturbative diffusion of phase and position. *Phys. Rev. A* **70**(6), 063616 (2004) DOI: [10.1103/PhysRevA.70.063616](https://doi.org/10.1103/PhysRevA.70.063616)
- Edmonds, M., Flachi, A., Pasini, M.: Quantum vacuum effects in nonrelativistic quantum field theory. *Phys. Rev. D* **108**(12), 121702 (2023) DOI: [10.1103/physrevd.108.121702](https://doi.org/10.1103/physrevd.108.121702)

- Feibelman, P.J.: Surface electromagnetic fields. *Progr. Surf. Sci.* **12**(4), 287–408 (1982) DOI: [10.1016/0079-6816\(82\)90001-6](https://doi.org/10.1016/0079-6816(82)90001-6)
- Fetter, A.L., Feder, D.L.: Beyond the Thomas-Fermi approximation for a trapped condensed Bose-Einstein gas. *Phys. Rev. A* **58**(4), 3185–94 (1998) DOI: [10.1103/PhysRevA.58.3185](https://doi.org/10.1103/PhysRevA.58.3185)
- Fedichev, P.O., Shlyapnikov, G.V.: Finite-temperature perturbation theory for a spatially inhomogeneous Bose-condensed gas. *Phys. Rev. A* **58**(4), 3146–58 (1998) DOI: [10.1103/PhysRevA.58.3146](https://doi.org/10.1103/PhysRevA.58.3146)
- Forcella, D., Zaanen, J., Valentini, D., Marel, D.: Electromagnetic properties of viscous charged fluids. *Phys. Rev. B* **90**(3), 035143 (2014) DOI: [10.1103/PhysRevB.90.035143](https://doi.org/10.1103/PhysRevB.90.035143)
- Gao, Y., Cai, Y.: Numerical methods for Bogoliubov-de Gennes excitations of Bose-Einstein condensates. *J. Comput. Phys.* **403**, 109058 (2020) DOI: [10.1016/j.jcp.2019.109058](https://doi.org/10.1016/j.jcp.2019.109058)
- Goos, F., Hänchen, H.: Ein neuer und fundamentaler Versuch zur Totalreflexion. *Ann. Phys. (Leipzig)* **436**(7–8), 333–46 (1947) DOI: [10.1002/andp.19474360704](https://doi.org/10.1002/andp.19474360704)
- Henkel, C., Courtois, J.-Y., Kaiser, R., Westbrook, C.I., Aspect, A.: Phase shifts of atomic de Broglie waves at an evanescent wave mirror. *Laser Physics* **4**(5), 1042–49 (1994) [quant-ph/0301080](https://doi.org/10.1007/BF001080)
- Henkel, C.: Quantum borderlines: Fluctuation energies in ultracold Bose gases. *Europhys. Lett.* **150**(5), 56001 (2025) DOI: [10.1209/0295-5075/add760](https://doi.org/10.1209/0295-5075/add760), supplementary material at [arXiv:2503.21908](https://arxiv.org/abs/2503.21908)
- Henkel, C.: Finite-temperature Bogoliubov excitations near the border of a one-dimensional Bose gas. In preparation. (2025)
- Hastings, S.P., McLeod, J.B.: A boundary value problem associated with the second Painlevé transcendent and the Korteweg-de Vries equation. *Arch. Rational Mech. Anal.* **73**(1), 31–51 (1980) DOI: [10.1007/BF00283254](https://doi.org/10.1007/BF00283254)
- Javanainen, J.: Quantum Degenerate Gases. In: Drake, G. (ed.) *Springer Handbook of Atomic, Molecular, and Optical Physics*, 2nd edn. Springer, Cham (2023). Chap. 80. DOI: [10.1007/978-3-030-73893-8_80](https://doi.org/10.1007/978-3-030-73893-8_80)
- Kenner, V.E., Allen, R.E., Saslow, W.M.: Screening of external fields and distribution of excess charge near a metal surface. *Phys. Lett. A* **38**(4), 255–56 (1972) DOI: [10.1016/0375-9601\(72\)90068-0](https://doi.org/10.1016/0375-9601(72)90068-0)
- Kerr, M.L., De Rosi, G., Kheruntsyan, K.: Analytic thermodynamic properties of the Lieb–Liniger gas. *SciPost Phys. Core* **7**(3), 047 (2024) DOI: [10.21468/scipostphyscore.7.3.047](https://doi.org/10.21468/scipostphyscore.7.3.047)

- Kheruntsyan, K.V., Gangardt, D.M., Drummond, P.D., Shlyapnikov, G.V.: Finite-temperature correlations and density profiles of an inhomogeneous interacting one-dimensional Bose gas. *Phys. Rev. A* **71**(5), 053615 (2005) DOI: [10.1103/PhysRevA.71.053615](https://doi.org/10.1103/PhysRevA.71.053615)
- Konotop, V.V.: Dark solitons in Bose-Einstein condensates: Theory. In: Kevrekidis, P.G., Frantzeskakis, D.J., Carretero-González, R. (eds.) *Emergent Nonlinear Phenomena in Bose-Einstein Condensates*, pp. 65–83. Springer, Berlin Heidelberg (2008). Chap. 4. DOI: [10.1007/978-3-540-73591-5_4](https://doi.org/10.1007/978-3-540-73591-5_4)
- Kovrizhin, D.L.: Exact form of the Bogoliubov excitations in the one-dimensional nonlinear Schrödinger equation. *Phys. Lett. A* **287**(5–6), 273–77 (2001) DOI: [10.1016/S0375-9601\(01\)00503-5](https://doi.org/10.1016/S0375-9601(01)00503-5)
- Lang, N.D.: Self-consistent properties of the electron distribution at a metal surface. *Solid St. Commun.* **7**(15), 1047–50 (1969) DOI: [10.1016/0038-1098\(69\)90467-0](https://doi.org/10.1016/0038-1098(69)90467-0)
- Lele, S.K.: Compact finite difference schemes with spectral-like resolution. *J. Comput. Phys.* **103**(1), 16–42 (1992) DOI: [10.1016/0021-9991\(92\)90324-r](https://doi.org/10.1016/0021-9991(92)90324-r)
- Liebsch, A.: *Electronic Excitations at Metal Surfaces*. Springer, New York (1997). DOI: [10.1007/978-1-4757-5107-9](https://doi.org/10.1007/978-1-4757-5107-9)
- Lundh, E., Pethick, C.J., Smith, H.: Zero-temperature properties of a trapped Bose-condensed gas: Beyond the Thomas-Fermi approximation. *Phys. Rev. A* **55**(3), 2126–31 (1997) DOI: [10.1103/PhysRevA.55.2126](https://doi.org/10.1103/PhysRevA.55.2126)
- Margetis, D.: Asymptotic formula for the condensate wave function of a trapped Bose gas. *Phys. Rev. A* **61**(5), 055601 (2000) DOI: [10.1103/PhysRevA.61.055601](https://doi.org/10.1103/PhysRevA.61.055601)
- Mora, C., Castin, Y.: Extension of Bogoliubov theory to quasicondensates. *Phys. Rev. A* **67**(5), 053615 (2003) DOI: [10.1103/PhysRevA.67.053615](https://doi.org/10.1103/PhysRevA.67.053615)
- Messiah, A.: *Mécanique Quantique* vol. I, 2nde edn. Dunod, Paris (1995)
- Mortensen, N.A.: Mesoscopic electrodynamics at metal surfaces — from quantum-corrected hydrodynamics to microscopic surface-response formalism. *Nanophotonics* **10**(10), 2563–16 (2021) DOI: [10.1515/nanoph-2021-0156](https://doi.org/10.1515/nanoph-2021-0156)
- Negretti, A., Henkel, C., Mølmer, K.: Quantum-limited position measurements of a dark matter-wave soliton. *Phys. Rev. A* **77**(4), 043606 (2008) DOI: [10.1103/PhysRevA.77.043606](https://doi.org/10.1103/PhysRevA.77.043606)
- Olshanii, M.: Atomic scattering in the presence of an external confinement and a gas of impenetrable bosons. *Phys. Rev. Lett.* **81**(5), 938–41 (1998) DOI: [10.1103/PhysRevLett.81.938](https://doi.org/10.1103/PhysRevLett.81.938)

- Öhberg, P., Surkov, E.L., Tottonen, I., Stenholm, S., Wilkens, M., Shlyapnikov, G.V.: Low-energy elementary excitations of a trapped Bose-condensed gas. *Phys. Rev. A* **56**(5), 3346–49 (1997) DOI: [10.1103/PhysRevA.56.R3346](https://doi.org/10.1103/PhysRevA.56.R3346)
- Proukakis, N., Gardiner, S., Davis, M., Szymańska, M.: *Quantum Gases: Finite Temperature and Non-Equilibrium Dynamics. Cold Atoms*, vol. 1. Imperial College Press, London (2013)
- Proukakis, N.P., Morgan, S.A., Choi, S., Burnett, K.: Comparison of gapless mean-field theories for trapped Bose–Einstein condensates. *Phys. Rev. A* **58**(3), 2435–45 (1998) DOI: [10.1103/PhysRevA.58.2435](https://doi.org/10.1103/PhysRevA.58.2435)
- Paul, T., Richter, K., Schlagheck, P.: Nonlinear resonant transport of Bose–Einstein condensates. *Phys. Rev. Lett.* **94**(2), 020404 (2005) DOI: [10.1103/PhysRevLett.94.020404](https://doi.org/10.1103/PhysRevLett.94.020404)
- Pitaevskii, L.P., Stringari, S.: *Bose-Einstein Condensation and Superfluidity*. Oxford Academic, Oxford (2016). DOI: [10.1093/acprof:oso/9780198758884.001.0001](https://doi.org/10.1093/acprof:oso/9780198758884.001.0001)
- Rusch, M., Burnett, K.: Mean-field theory for excitations of trapped Bose condensates at finite temperatures. *Phys. Rev. A* **59**(5), 3851–61 (1999) DOI: [10.1103/PhysRevA.59.3851](https://doi.org/10.1103/PhysRevA.59.3851)
- Reinhardt, W.P., Clark, C.W.: Soliton dynamics in the collisions of Bose–Einstein condensates: an analogue of the Josephson effect. *J. Phys. B* **30**(22), 785–89 (1997) DOI: [10.1088/0953-4075/30/22/001](https://doi.org/10.1088/0953-4075/30/22/001)
- Roberts, D.C., Pomeau, Y.: Casimir-like force arising from quantum fluctuations in a slowly moving dilute Bose–Einstein condensate. *Phys. Rev. Lett.* **95**(14), 145303 (2005) DOI: [10.1103/PhysRevLett.95.145303](https://doi.org/10.1103/PhysRevLett.95.145303)
- Schaich, W.L.: Hydrodynamic theory of density-response functions at a metal surface. *Phys. Rev. B* **31**(6), 3409–19 (1985) DOI: [10.1103/PhysRevB.31.3409](https://doi.org/10.1103/PhysRevB.31.3409)
- Sadaka, G., Kalt, V., Danaila, I., Hecht, F.: A finite element toolbox for the Bogoliubov-de Gennes stability analysis of Bose-Einstein condensates. *Comput. Phys. Commun.* **294**, 108948 (2024) DOI: [10.1016/j.cpc.2023.108948](https://doi.org/10.1016/j.cpc.2023.108948) 2303.05350
- Spreeuw, R.J.C., Pfau, T., Janicke, U., Wilkens, M.: Laser-like scheme for atomic-matter waves. *Europhys. Lett.* **32**(6), 469–74 (1995) DOI: [10.1209/0295-5075/32/6/002](https://doi.org/10.1209/0295-5075/32/6/002)
- Toscano, G., Straubel, J., Kwiatkowski, A., Rockstuhl, C., Evers, F., Xu, H., Asger Mortensen, N., Wubs, M.: Resonance shifts and spill-out effects in self-consistent hydrodynamic nanoplasmonics. *Nature Commun.* **6**, 7132 (2015) DOI: [10.1038/ncomms8132](https://doi.org/10.1038/ncomms8132)
- Virtanen, P., Gommers, R., Oliphant, T.E., Haberland, M., Reddy, T., Cournapeau, D., Burovski, E., Peterson, P., Weckesser, W., Bright, J., van der Walt, S.J., Brett, M., Wilson, J., Millman, K.J., Mayorov, N., Nelson, A.R.J., Jones, E., Kern, R., Larson,

- E., Carey, C.J., Polat, .I., Feng, Y., Moore, E.W., VanderPlas, J., Laxalde, D., Perktold, J., Cimrman, R., Henriksen, I., Quintero, E.A., Harris, C.R., Archibald, A.M., Ribeiro, A.H., Pedregosa, F., van Mulbregt, P., other Contributors: SciPy 1.0: Fundamental algorithms for scientific computing in Python. *Nature Meth.* **17**, 261–72 (2020) DOI: [10.1038/s41592-019-0686-2](https://doi.org/10.1038/s41592-019-0686-2) . Commands: minimize, eigs, spsolve
- Walczak, P.B., Anglin, J.R.: Exact Bogoliubov–de Gennes solutions for gray-soliton backgrounds. *Phys. Rev. A* **84**(1), 013611 (2011) DOI: [10.1103/PhysRevA.84.013611](https://doi.org/10.1103/PhysRevA.84.013611)
- Wallis, H., Dalibard, J., Cohen-Tannoudji, C.: Trapping atoms in a gravitational cavity. *Appl. Phys. B* **54**(5), 407–19 (1992) DOI: [10.1007/BF00325387](https://doi.org/10.1007/BF00325387)
- Xie, S.-S., Li, G.-X., Yi, S.: Compact finite difference schemes with high accuracy for one-dimensional nonlinear Schrödinger equation. *Comput. Meth. Appl. Mech. Engin.* **198**(9–12), 1052–60 (2009) DOI: [10.1016/j.cma.2008.11.011](https://doi.org/10.1016/j.cma.2008.11.011)
- Yan, W.: Hydrodynamic theory for quantum plasmonics: Linear-response dynamics of the inhomogeneous electron gas. *Phys. Rev. B* **91**(11), 115416 (2015) DOI: [10.1103/PhysRevB.91.115416](https://doi.org/10.1103/PhysRevB.91.115416)
- Yang, Y., Zhu, D., Yan, W., Agarwal, A., Zheng, M., Joannopoulos, J.D., Lalanne, P., Christensen, T., Berggren, K.K., Soljačić, M.: A general theoretical and experimental framework for nanoscale electromagnetism. *Nature* **576**(7786), 248–52 (2019) DOI: [10.1038/s41586-019-1803-1](https://doi.org/10.1038/s41586-019-1803-1)