
Enhancing Latent Computation in Transformers with Latent Tokens

Yuchang Sun, Yanxi Chen, Yaliang Li, Bolin Ding

Alibaba Group

{sunnyuchang.syc, chenyanxi.cyx, yaliang.li, bolin.ding}@alibaba-inc.com

Abstract

Augmenting large language models (LLMs) with auxiliary tokens has emerged as a promising strategy for enhancing model performance. In this work, we introduce a lightweight method termed *latent tokens*; these are dummy tokens that may be non-interpretable in natural language but steer the autoregressive decoding process of a Transformer-based LLM via the attention mechanism. The proposed latent tokens can be seamlessly integrated with a pre-trained Transformer, trained in a parameter-efficient manner, and applied flexibly at inference time, while adding minimal complexity overhead to the existing infrastructure of standard Transformers. We propose several hypotheses about the underlying mechanisms of latent tokens and design synthetic tasks accordingly to verify them. Numerical results confirm that the proposed method noticeably outperforms the baselines, particularly in the out-of-distribution generalization scenarios, highlighting its potential in improving the adaptability of LLMs.

1 Introduction

Transformer-based large language models (LLMs) such as Llama [16] and GPT [21] generate a response for any given query via next-token prediction. In this process, LLMs generate tokens one after the other in immediate succession, which often proves insufficient for solving complex tasks [7, 1, 17]. Recent works have been exploring various approaches to augmenting LLMs with auxiliary tokens inserted into the input sequence to provide intermediate computations. These tokens can either carry explicit semantic meanings (e.g., Chain-of-Thought (CoT) [28], scratchpad [20], and LLM prompting [3, 31]) or serve as abstract placeholders without direct linguistic interpretation [8, 22, 9]. Specifically, the Transformer-based LLM [25] is allowed to conduct the forward passes for some additional tokens before generating the subsequent tokens, thereby improving the quality of the generated outputs. Compared with “interpretable” approaches [28, 20], “non-interpretable” methods insert some special tokens into the input sequence to provide additional computation, which may not have explicit meanings themselves. This type of method, such as pause tokens [8], filler tokens [22], and many others, shows potential in improving model performance beyond the limitations of natural language.

Existing methods with non-interpretable tokens typically insert the tokens at fixed positions, including the start of the query [14] or the end of the query [8, 9]. This limits their effectiveness in two critical aspects: (1) the effect of these tokens diminishes progressively with increasing sequence length, leading to possible failure in the long-generation scenarios; (2) they struggle to generalize to longer, out-of-distribution (OOD) sequences beyond the training distribution. These limitations highlight the need for a principled framework that can effectively coordinate latent computation while preserving the generalization abilities.

To this end, we propose a unified method, designed to be simple yet effective, of augmenting any decoder-only Transformer with *latent tokens*. These are dummy tokens that may not have a correspondence in natural language, can be applied flexibly at inference time, and enhance latent

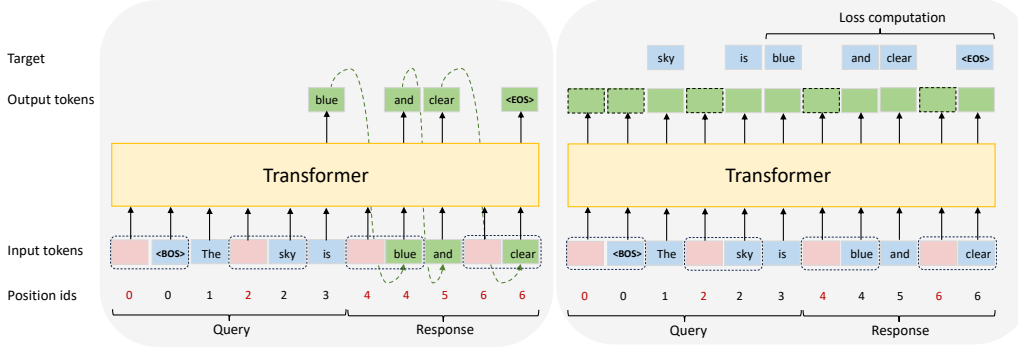


Figure 1: A decoder-only Transformer model with latent tokens. **Left:** The inference process. **Right:** The training process. In this visualization, we assume that one latent token is inserted periodically, once every two verbal tokens, into the original sequence, though it can be much more general, as discussed in Section 3.3.

computation before the prediction of any output token. We present a detailed design of latent tokens, including the inference and training processes. To ensure general applicability, we carefully design the positional encoding and loss function for latent tokens, among other aspects. With these designs, latent tokens are broadly applicable for general tasks without relying on heavy training of the full Transformer, and fully compatible with existing infrastructure for standard Transformers. Despite its simplicity, our approach demonstrates consistent improvements in LLM performance across several benchmark tasks (see Appendix C).

While the results are encouraging, it remains unclear which tasks benefit most from latent tokens and the underlying reasons for their effectiveness. In this work, we conduct an in-depth investigation to shed light on the roles that latent tokens play during the generation process. Concretely, we propose several hypotheses about their utilities: (i) *self-prompting for long and consistent generation*, (ii) *assisting information retrieval*, and (iii) *improving instruction adherence in longer OOD sequences*. For each hypothesis, we design a corresponding synthetic task to evaluate the performance gap between our method and existing approaches. The observed performance improvements — particularly in the out-of-distribution scenarios — highlight the benefits and suggest possible underlying mechanisms of the latent tokens.

2 Preliminaries for Standard Transformers

Let $s = \{s_1, \dots, s_t, \dots, s_n\}$ denote a sequence of tokens with position indices (or IDs) $\{1, \dots, t, \dots, n\}$. A decoder-only Transformer [25] model with parameters θ predicts tokens one at a time autoregressively. That is, each output token s_{t+1} is generated based on the input tokens $s_{1:t} = \{s_1, \dots, s_t\}$ in front of it. In a typical fine-tuning scenario, a sequence s in the training data consists of a query and the corresponding response. The standard objective for training or fine-tuning is the negative log-likelihood of the target tokens for each sample s in training set \mathcal{T} , which is given by:

$$\min_{\theta} \sum_{s \in \mathcal{T}} \sum_{t \in \mathcal{R}_s} -\log p_{\theta}(s_{t+1} | s_{1:t}), \quad (1)$$

where \mathcal{R}_s denotes the token indices of the response in sample sequence s , and p_{θ} is the probability distribution of the output token given model θ and context $s_{1:t}$.

At inference time, a query sequence is fed into the Transformer model, and the model generates a response in a token-by-token manner. For example, using the greedy decoding strategy, the model employs the token with the highest prediction probability as the next token:

$$s_{t+1} = \arg \max_{s \in \mathbb{V}} p_{\theta}(s | s_{1:t}), \quad (2)$$

where \mathbb{V} denotes the vocabulary set. The predicted token is then fed back to the model as part of the context $s_{1:t+1}$ to generate the next token s_{t+2} , which is repeated until the ending signal or the maximum number of tokens is met.

At the token level, the prediction of the next token with the standard Transformer only involves the forward computation of one token. The expressive power of the model can be restricted by the limited computation, resulting in unsatisfactory performance in some tasks requiring complex reasoning or long-term dependencies [17, 19, 8, 22]. To this end, in the next section, we propose a method of adding latent tokens during sequence generation to provide additional latent computation at inference time.

3 Latent Tokens: A Unified Methodology

In this section, we introduce our approach to incorporating *latent tokens* into the decoder-only Transformer, as shown in Fig. 1. These latent tokens offer some additional computation to assist the model in generating the output tokens via the attention mechanism. However, they are not expected to generate extra outputs with explicit verbal meaning. There are various desired properties of latent tokens that we strive to achieve, for example:

- **General applicability:** The latent tokens can be incorporated into any decoder-only Transformer, and the methodology should be compatible with different types of tasks, rather than limited to some specific ones.
- **Latent computation:** The latent tokens are used to assist the model in generating the output tokens, while they may not be intended to produce extra interpretable sequences themselves.
- **Minimal disturbance:** When introducing latent tokens to a pre-trained Transformer, the negative disturbance on the original distribution of verbal tokens¹ should be minimized.

On a high level, a group of m latent tokens u_1, \dots, u_m is introduced as new tokens that are not present in the original vocabulary set. Each latent token u_i with index i corresponds to a learnable vector $\mathbf{z}_i \in \mathbb{R}^d$, where d stands for the embedding dimension. In the following, we present the detailed design of the proposed method, including the inference process, the training process, and the design choices of the latent tokens.

3.1 Inference with Latent Tokens

At inference time, the latent tokens are incorporated in both the query and generated response to provide additional computation as assistance. For the query sequence $\{s_1, \dots, s_t\}$, we assume that some latent tokens have been added at proper positions beforehand, following the same procedure as in the optimization process (to be explained in Sections 3.2 and 3.3). Based on the query with inserted latent tokens, the Transformer generates the first token s_{t+1} of the response. Note that the output space of predicted tokens is still the original vocabulary, as we do not expect the model to generate the latent tokens in the output sequence.

During the autoregressive generation process, inserting latent tokens into the sequence also helps the prediction of subsequent tokens. To enable this design, we need to allocate the proper position IDs to the generated verbal tokens and latent tokens (if any) such that the Transformer accurately captures their relative position information. Specifically, we assign the position ID $t + 1$ to the generated token s_{t+1} . Assuming that a group of latent tokens u_1, \dots, u_m are intended to help s_{t+1} in generating subsequent tokens, we prepend them before token s_{t+1} on the input side of the model². The sequence, now augmented with the newly added latent tokens and expressed as $\{s_1, \dots, s_t, u_1, \dots, u_m, s_{t+1}\}$, is then fed back to the Transformer for next-token prediction.

Position encoding of latent tokens. The position information of input tokens is crucial for revealing the structure of the input sequence [12, 35]. When incorporating latent tokens into the input sequence, it is important to ensure that they do not disturb the position information of the original input tokens. To achieve this goal, we propose to use the same position encoding for the latent tokens as their following verbal tokens, as shown in Fig. 2. To be specific, we keep the position IDs of all verbal tokens unchanged and assign position ID $t + 1$ to the group of latent tokens located right before verbal token s_{t+1} . This design ensures that the model still captures the position information of the verbal tokens and the latent tokens, which is crucial for the model to understand the input sequence properly. It is also worth noting that such a design is compatible with essentially *any* scheme that incorporates

¹We use “verbal tokens” to distinguish the original tokens of a standard Transformer from the latent tokens.

²Another choice, i.e., appending latent tokens after a verbal token, is discussed in Appendix A.2.

	s_0	s_1	...	s_t	u_1	u_2	s_{t+1}	s_{t+2}	...
(a) Standard	0	1	...	t			$t+1$	$t+2$...
(b) Naive	0	1	...	t	$t+1$	$t+2$	$t+3$	$t+4$...
(c) Proposed	0	1	...	t	$t+1$	$t+1$	$t+1$	$t+2$...

Figure 2: Comparisons of position IDs (a) with the standard Transformer, (b) with a naive way of inserting latent tokens, and (c) with the proposed method.

positional information based on position IDs of tokens, ranging from absolute position embedding in the original Transformer [25] to more recent approaches like Rotary Position Embedding [24] and more. In Appendix A.1, we discuss the rationale and benefits of the above position encoding scheme more formally.

3.2 Optimizing Latent Tokens

To optimize the latent tokens, we pre-process the training data by inserting the latent tokens into the input sequences. In principle, we can insert latent tokens at any position of the input sequences. Assuming that a group of m latent tokens is used between two input tokens s_t and s_{t+1} , the model is optimized to predict the output tokens based on the augmented input sequence $\hat{s} = \{s_1, \dots, s_t, u_1, \dots, u_m, s_{t+1}, \dots, s_n\}$ in dataset $\hat{\mathcal{T}}$. For the current work, this optimization process is restricted to the fine-tuning stage of a pre-trained Transformer model, while the pre-training stage remains unchanged. In the following, we focus on optimizing the latent tokens alone while freezing the model parameters of the pre-trained Transformer. Compared with existing works [8, 22, 9], this method provides a more lightweight way to enable latent computation.

Loss function design. The latent tokens are expected to assist the context sequence $\hat{s}_{1:k}$ in predicting the next token \hat{s}_{k+1} , which is expressed as:

$$\min_{\mathbf{z}} \sum_{\hat{s} \in \hat{\mathcal{T}}} \sum_{k \in \mathcal{I}_{\text{loss}}} -\log p_{\theta, \mathbf{z}}(\hat{s}_{k+1} | \hat{s}_{1:k}), \quad (3)$$

where $\mathcal{I}_{\text{loss}}$ is the set of token indices for computing loss. The proposed latent tokens serve solely to assist the predictions of verbal tokens and thus we disregard the predictions of the latent tokens. To this end, we minimize the loss of the predictions corresponding to verbal tokens, i.e.,

$$\mathcal{I}_{\text{loss}} \triangleq \{k \in \mathcal{R}_s : \hat{s}_k \text{ is NOT a latent token}\}. \quad (4)$$

Remark 1. The proposed method is general and can be applied to any decoder-only Transformer model. Especially, we enable the parameter-efficient fine-tuning of latent tokens, which differs from the existing methods that require re-training the whole model from scratch [8, 22]. Besides, our method can use the existing infrastructure for training and inference, such as key-value (KV) caching and batch inference, with negligible additional infrastructure complexity.

3.3 Design Choices

The latent tokens are incorporated into the sequence based on specific design choices. In principle, any number of latent tokens can be inserted at any position within the input sequence. Meanwhile, the number of latent tokens can be either fixed or variable across different input sequences. A straightforward strategy involves adding a group of m latent tokens at a fixed frequency, e.g., once every k verbal tokens, denoted by k_m . Besides, latent tokens can be assigned based on specific input token markers, such as commas (,), periods (.), question marks (?), and others. Some choices for inserting latent tokens are illustrated in Fig. 3.

Function specialization. Furthermore, we introduce an advanced option that specializes latent tokens in different functions depending on their positions or followed verbal tokens. For example, we can use multiple groups of latent tokens at different positions of the sequence, e.g., the start of the

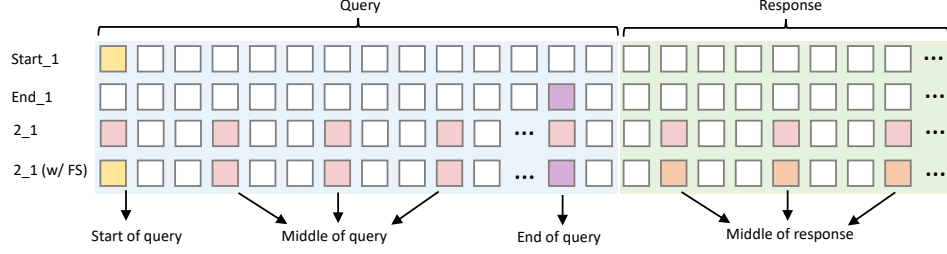


Figure 3: Several ways of inserting latent tokens into the sequence. The white squares denote verbal tokens, while those with different colors refer to different latent tokens. In particular, *Start_1* and *End_1* add one latent token at the start or end of the query, respectively; *2_1* inserts one latent token every two verbal tokens; FS means function specialization. In *2_1 (w/ FS)*, we show four groups of latent tokens with different functions for completeness; however, it is possible to select several groups to accommodate the need of the task.

query, the middle of the query, the end of the query, and the middle of the generated response. Such a design of function specialization (denoted by FS) ensures that the latent tokens inserted into multiple places will not suffer from conflicting learning objectives, thereby improving the model performance with a limited number of trainable parameters.

We summarize the relationships between the proposed method and several closely related works here:

- *Prompt tuning* [14]: If only adding m latent tokens at the start of the query sequence, denoted by *Start_m*, the proposed method is equivalent to prompt tuning. In this case, the number of latent tokens can be regarded as the length of the soft prompt, which is used to guide the model in generating proper responses. However, our design is more general and can solve more complex tasks by inserting latent tokens at different positions, as will be demonstrated in Section 4 and Appendix C.
- *Pause token* [8] and *filler token* [22]: Pause token can be viewed as a variant of our method where m latent tokens are appended at the end of the query, denoted by *End_m*. In particular, some `<PAUSE>` tokens are expected as the CoT process before generating the final answer. Accordingly, the predictions of the input tokens are ignored until the last `<PAUSE>` token is seen. Similarly, [22] used filler tokens (`. . .`) to replace the CoT process in certain reasoning tasks, but found that it is hard to make the model learn the usage of filler tokens. In comparison, our proposed latent tokens are broadly applicable for general tasks with only lightweight fine-tuning. In Appendix C.4, we experimentally show that the proposed method achieves better performance than pause tokens due to the above designs.

It is worth noting that our proposed policies for inserting latent tokens are in line with the autoregressive property of LLM decoding, i.e., whether a specific latent token should be inserted is determined by the context up to the current token. In this work, we find that simple strategies, i.e., inserting latent tokens at some specific verbal token like a comma or even periodically, already secure satisfying performance in both synthetic tasks (Section 4) and benchmark tasks (Appendix C). In the following, we aim to investigate the types of tasks in which latent tokens offer advantages and the possible reasons behind this.

4 Exploring the Rationales Behind Latent Tokens

In this section, we explore the roles that latent tokens may play in the downstream tasks. We begin by proposing three hypotheses and then verify them through dedicated design of synthetic tasks. The detailed experimental setups and some supplementary experiments can be found in Appendix B.

4.1 Hypothesis 1: Self-Prompting for Long and Consistent Generation

We hypothesize that latent tokens, when inserted repeatedly during autoregressive generation, can serve the purpose of *self-prompting*. In other words, they continuously remind the Transformer model of the information that they learned from the training data, which enables the model to generate long and consistent responses.

Setup. To verify this hypothesis, we design a task (Generation) where the model needs to generate a response sequence based on some rule for as long as possible. This task requires generating equations based on a predefined rule learned from the training data. Specifically, we define an operation $@$ that takes four digits a_1, a_2, b_1, b_2 as inputs and the output results are $f_1(a_1, b_1) = |a_1 + b_1| \bmod 9$ and $f_2(a_2, b_2) = |a_2 - b_2| \bmod 9$. The equations are expressed as $a_1a_2@b_1b_2 = f_1(a_1, b_1)f_2(a_2, b_2)$ followed by a comma, which in total takes six tokens with the tokenizer of Llama-3.2-1B model. Then the equation proceeds by replacing a_1a_2 with b_1b_2 and b_1b_2 with $f_1(a_1, b_1)f_2(a_2, b_2)$. The query in each sample contains the beginning token $\langle \text{BOS} \rangle$ and five equations. Following this rule, the model is supposed to generate as many equations as it can within the maximal number of tokens in the response. However, this rule is not explicitly provided to the model, and the model needs to learn it from the training examples. The response of each training sample comprises several equations with lengths ranging from 1 to 10 without the ending token $\langle \text{EOS} \rangle$. One example is given as follows:

QUERY: $\langle \text{BOS} \rangle$ 44@47=83,47@83=34,83@34=21,34@21=53,21@53=72,
RESPONSE: 53@72=31,72@31=11,

We implement several variants of the proposed method and observe the number of correct equations that can be generated by different methods in Fig. 4. The baselines *Start_m* and *End_m* refer to adding m latent tokens at the start or end of the query, respectively; while the proposed method *Comma_m* inserts m latent tokens before each comma token. We evaluate these methods in the in-distribution (ID) cases where the samples have the same distribution as the training data, as well as in the OOD cases where the Transformer needs to generate more equations than those of the training samples.

Results. We observe from the results in Fig. 4 that *Comma_1* and *Comma_2* outperform all baselines under the same number of trainable parameters. In the OOD cases, the performance gap becomes wider as more equations are expected to be generated by the model. In an extreme OOD setup, our method achieves a 23% relative improvement over the best baseline. One conceivable explanation is that by inserting latent tokens before each comma, the model receives contextual cues that effectively segment the equation into manageable components. This segmentation likely aids in maintaining coherence and structural integrity when generating long and consistent responses. In contrast, inserting latent tokens at the start or end of the query, as done in *Start_m* and *End_m*, provides less contextual information, limiting the model’s ability to adapt to OOD scenarios. Consequently, the *Comma_m* method enhances the model’s generalization capabilities, enabling it to handle a broader range of equation numbers with greater accuracy.

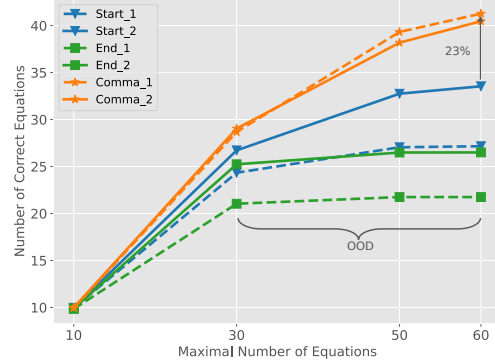


Figure 4: Numerical results for the Generation task, averaged over three random runs. The number 23% represents a relative improvement over the best baseline.

To further investigate the role of the latent tokens, we visualize the attention maps of *Comma_2* in Fig. 5. We observe a pattern that repeats every eight tokens — comprising six verbal tokens and two latent tokens — which appears to become clearer in the last layer. Specifically, each group of latent tokens is heavily attended by a group of six subsequent tokens, implying its essential role in generating the following equation.

4.2 Hypothesis 2: Assisting Information Retrieval

Our second hypothesis is that latent tokens inserted into the query can help the model retrieve relevant information from the input sequence.

Setup. To verify this hypothesis, we design a task (Summation) that requires the model to extract the relevant information from the input sequence and give the corresponding answer. Each input sequence in this task involves a list of variables with specific integer values in the range of $[10, 30)$.

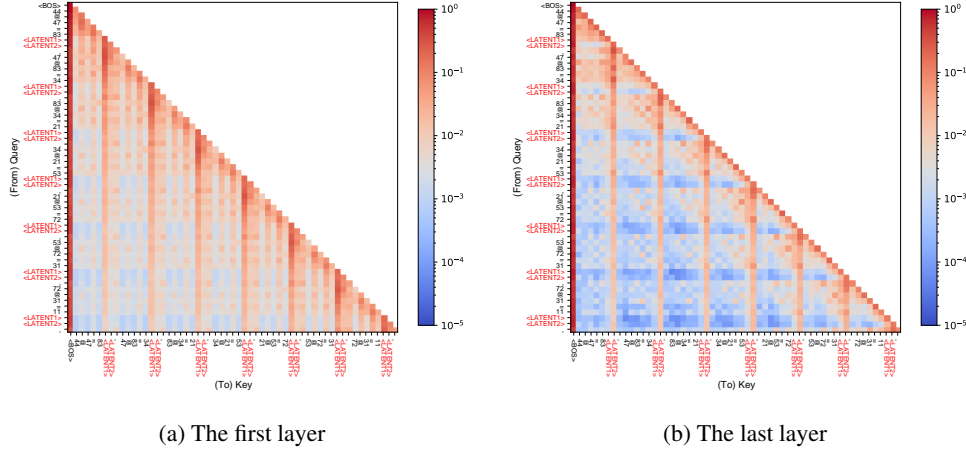


Figure 5: Attention maps for the proposed Comma_2 method. Two latent tokens are denoted by `<LATENT1>` and `<LATENT2>`, respectively. For comparisons, the attention maps of other methods can be found in Appendix B.2.

The end of the query is a question requesting the sum of two randomly selected variables from the variable list. We note that computing the arithmetic sum of two variables is a simple task, but the challenge lies in extracting the correct information from the given sequence. One example is given as:

QUERY: `<BOS> Var0=29, Var1=24, Var2=20, Var3=17, Var4=16, Var5=28, Var1+Var2=`
RESPONSE: `24+20=44<EOS>`

We set the number of variables within the range $[5, 15]$ for each training sample, while evaluation can be conducted on test samples containing more variables, which can be regarded as OOD scenarios.

Results. We vary the number of variables and show the performance of different methods, including several variants of the proposed method, in Fig. 6. The proposed method Comma_2 significantly outperforms the prompt tuning method (Start_2), especially in OOD tests with a larger number of variables. As the number of variables increases, the performance of all methods generally declines. However, it is noteworthy that the proposed method still achieves reasonable performance even when the number of variables is more than ten times greater than that used during training. Additionally, we evaluate the performance of periodically inserting the latent tokens, denoted by `k_m`, which means m latent tokens for every k verbal tokens. Interestingly, this periodic approach 8_2 also yields satisfactory results. In an extreme OOD setup, it achieves a 127% relative improvement over the best baseline Start_2. Based on these findings, we conclude that latent tokens help in retrieving relevant information from input sequences. One possible explanation is that latent tokens act as “anchors” to locate the necessary information for answering questions, though a deeper investigation is needed to validate this hypothesis in the future.

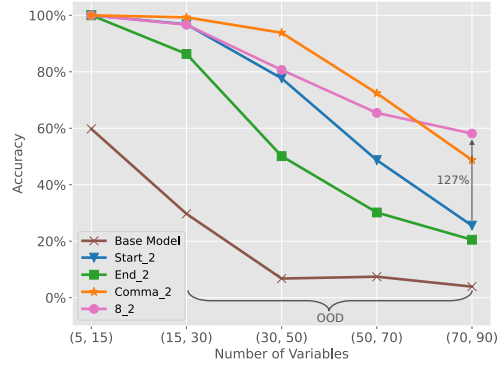


Figure 6: Numerical results for the Summation task, averaged over three random runs. The number 127% represents a relative improvement over the best baseline.

4.3 Hypothesis 3: Improving Instruction Adherence in Longer OOD Sequences

We hypothesize that the usage of latent tokens during autoregressive generation can improve the LLM’s ability to follow instructions, especially when required to generate extended sequences.

Setup. To validate this hypothesis, we design an instruction-following task (Repetition) where models are asked to repeat a given equation for a specified number of times. Each sample is constructed as follows: we first generate a base equation of the form $a + b = c$, where a and b are randomly sampled integers between 1 and 100, and c denotes the sum of a and b . The query contains an explicit instruction “Please repeat the following equations n times:”, followed by the equation repeated s_1 times, where s_1 is randomly selected from $[1, 5]$. The model should continue the same equation exactly $s_2 = n - s_1$ more times, where s_2 ranges from 1 to 10. During training, only samples with $s_2 \in [1, 5]$ are used, while $s_2 > 5$ can be viewed as OOD evaluation. One example is given as:

QUERY: <BOS> Please repeat the following equation 6 times: 48+19=67,48+19=67,
RESPONSE: 48+19=67,48+19=67,48+19=67,48+19=67,<EOS>

Our preliminary studies find that the base model Llama-3.2-1B cannot finish this task without fine-tuning. Unlike the Generation task, the model is provided with the instruction, but needs to memorize the current generation status and strictly follow the repetition count in the initial instruction. For this purpose, we propose the latent tokens with function specialization, namely Comma_1 (w/ FS), where a latent token is added at the start of the query, while the other latent token is regularly inserted before each comma.

Results. From the experimental results in Fig. 7, we observe a severe performance drop in OOD scenarios compared to the 100% accuracy in the ID setting. After checking the incorrect samples, we find that all failures are due to the wrong counting of equations, highlighting the difficulty of achieving the correct count when this count is unseen in training. In contrast, the proposed method Comma_1 (w/ FS) achieves significantly higher accuracy compared to all baselines, and in particular a 220% relative improvement over the best baseline in an extreme OOD setup. This demonstrates the effectiveness of function specialization in adapting latent tokens for different functions. In particular, one latent token may memorize the instruction while others attend to previous latent tokens for accessing the current status. In Appendix B.3, we show some preliminary evidence that latent tokens may affect the ending of sequence generation by attending to the start latent token and instruction tokens.

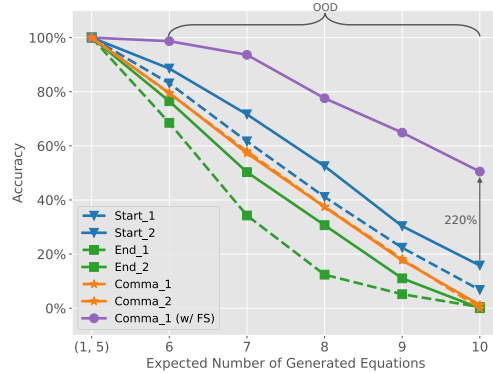


Figure 7: Numerical results for the Repetition task, averaged over three random runs. The number 220% represents a relative improvement over the best baseline.

4.4 Extended Comparisons

In this subsection, we answer the following question: *Does the performance gain of latent tokens simply result from the increased computation of extra tokens?* To this end, we compare our method with the baselines that have the same average number of tokens as our method. Concretely, to match the average input sequence length used during training, we set the number of added tokens in the baselines to 23, 20, and 7 for the Generation, Summation, and Repetition tasks, respectively.

As shown in Table 1, our method significantly outperforms the baselines in the OOD scenarios, highlighting the generalization ability of the proposed method. Moreover, we also observe that increasing the number of learnable tokens for the baseline methods does not necessarily lead to monotonic improvements in their performance, a phenomenon also reported in existing literature [10]. In summary, the results indicate that the advantage of our method stems not only from increased computation but also from the more effective design of latent tokens.

Table 1: Further comparisons with baselines. We report the number of equations for the Generation task and the accuracy for the Summation and Repetition tasks. All experiments are averaged over three random runs.

Generation			Summation			Repetition		
Method	50	60	Method	(30, 50)	(50, 70)	Method	8	9
Comma_2	38.18	40.46	Comma_2	93.82%	72.40%	Comma_1 (w/ FS)	77.59%	64.90%
Start_23	23.17	23.45	Start_20	53.32%	27.86%	Start_7	48.47%	29.95%
End_23	<u>27.49</u>	<u>27.53</u>	End_20	53.12%	22.92%	End_7	29.80%	12.47%

5 Related Works

Learnable special tokens. Incorporating some learnable tokens into the Transformers has been widely explored for different purposes, including memorizing previous sequence [4], offering adaptive computation [30], compressing the prompts [18], and mitigating certain artifacts in the feature maps of vision Transformers [6]. To improve the reasoning ability, [8] proposed to insert some <PAUSE> tokens within or at the end of the query. [22] use filler tokens (...) to replace the CoT process while improving the performance compared with non-CoT cases in some designed tasks. However, these works find it hard to achieve the desired performance by fine-tuning these special tokens directly [26], which motivates us to design a more effective approach to introducing latent computation. Besides, [27] trains the LLM to generate a planning token at the start of each reasoning step, which guides the model for better reasoning. These studies mainly focus on tasks with explicit reasoning steps, limiting their generalization to other tasks. Furthermore, prompt tuning [14] can also be viewed as prior works of prepending or appending special tokens to the input query, which is a special case of our proposed method.

Broader Related Works. A growing body of research demonstrates that integrating intermediate computation steps can enhance the capabilities of LLMs on multiple downstream applications [23, 29, 11, 34]. For example, many studies, including scratchpad [20], CoT prompting [28, 17], and so on [32, 33], prompt LLMs to generate some intermediate computation steps explicitly to improve the reasoning ability of the model. In this case, the LLMs are restricted to reasoning in “natural language space” and thus may achieve limited performance in some cases [9]. Another line of research proposes to use the hidden computation to guide the model output, while the results of hidden computation may not have interpretable meanings in natural language [9, 15]. These methods effectively augment the reasoning abilities but typically require heavy training of the whole Transformer model, making them hard to adapt to different downstream tasks.

6 Conclusions and Discussions

In this work, we introduce a unified approach to integrating latent tokens into LLMs and thereby provide additional latent computation, with a dedicated design for various aspects such as positional encoding and loss function. The proposed method is generally applicable to any decoder-only Transformer and compatible with existing infrastructures for training and inference. Thanks to the lightweight nature of the latent tokens, batch inference with multiple sets of learned latent tokens can be easily applied for serving different downstream tasks or users simultaneously. Moreover, we delve into the underlying mechanisms of latent tokens in LLM generation by proposing and validating three possible hypotheses through synthetic tasks. Importantly, these results show the OOD generalization ability of latent tokens in various tasks.

There are some works requiring future investigations. First, the design space of latent tokens involves tuning some hyper-parameters, but our experiments have not exhaustively covered all possible configurations. Besides, this work primarily focuses on simple policies of adding latent tokens. It would be intriguing to develop more adaptive and advanced strategies to fully unlock their potential. Additionally, despite that we have explored some possible working mechanisms of latent tokens via synthetic tasks, a complete understanding of their underlying rationales is left to future work. Lastly, we adopt supervised fine-tuning as the training scheme, but future work may extend the optimization process to other settings, such as reinforcement fine-tuning.

References

- [1] Gregor Bachmann and Vaishnavh Nagarajan. The pitfalls of next-token prediction. In *The Twelfth International Conference on Learning Representations (ICLR)*, Vienna, Austria, May 2024.
- [2] Jan A Botha, Manaal Faruqui, John Alex, Jason Baldridge, and Dipanjan Das. Learning to split and rephrase from wikipedia edit history. In *Proceedings of the 2018 Conference on Empirical Methods in Natural Language Processing*, pages 732–737, Brussels, Belgium, Oct.-Nov. 2018.
- [3] Tom B. Brown, Benjamin Mann, Nick Ryder, Melanie Subbiah, Jared Kaplan, Prafulla Dhariwal, Arvind Neelakantan, Pranav Shyam, Girish Sastry, Amanda Askell, Sandhini Agarwal, Ariel Herbert-Voss, Gretchen Krueger, Tom Henighan, Rewon Child, Aditya Ramesh, Daniel M. Ziegler, Jeffrey Wu, Clemens Winter, Christopher Hesse, Mark Chen, Eric Sigler, Mateusz Litwin, Scott Gray, Benjamin Chess, Jack Clark, Christopher Berner, Sam McCandlish, Alec Radford, Ilya Sutskever, and Dario Amodei. Language models are few-shot learners. In *Advances in Neural Information Processing Systems (NeurIPS)*, Virtual Event, Dec. 2020.
- [4] Aydar Bulatov, Yuri Kuratov, and Mikhail Burtsev. Recurrent memory transformer. In *Advances in Neural Information Processing Systems (NeurIPS)*, New Orleans, LA, USA, Nov. 2022.
- [5] Karl Cobbe, Vineet Kosaraju, Mohammad Bavarian, Mark Chen, Heewoo Jun, Lukasz Kaiser, Matthias Plappert, Jerry Tworek, Jacob Hilton, Reiichiro Nakano, Christopher Hesse, and John Schulman. Training verifiers to solve math word problems. *arXiv preprint arXiv:2110.14168*, 2021.
- [6] Timothée Darcet, Maxime Oquab, Julien Mairal, and Piotr Bojanowski. Vision transformers need registers. In *The Twelfth International Conference on Learning Representations (ICLR)*, Vienna, Austria, May 2024.
- [7] Nouha Dziri, Ximing Lu, Melanie Sclar, Xiang Lorraine Li, Liwei Jiang, Bill Yuchen Lin, Sean Welleck, Peter West, Chandra Bhagavatula, Ronan Le Bras, Jena D. Hwang, Soumya Sanyal, Xiang Ren, Allyson Ettinger, Zaid Harchaoui, and Yejin Choi. Faith and fate: Limits of transformers on compositionality. In *Advances in Neural Information Processing Systems (NeurIPS)*, New Orleans, LA, USA, Nov. 2023.
- [8] Sachin Goyal, Ziwei Ji, Ankit Singh Rawat, Aditya Krishna Menon, Sanjiv Kumar, and Vaishnavh Nagarajan. Think before you speak: Training Language Models With Pause Tokens. In *The Twelfth International Conference on Learning Representations (ICLR)*, Vienna, Austria, May 2024.
- [9] Shibo Hao, Sainbayar Sukhbaatar, DiJia Su, Xian Li, Zhiting Hu, Jason Weston, and Yuandong Tian. Training large language models to reason in a continuous latent space. *arXiv preprint arXiv:2412.06769*, 2024.
- [10] Edward J. Hu, Yelong Shen, Phillip Wallis, Zeyuan Allen-Zhu, Yanzhi Li, Shean Wang, Lu Wang, and Weizhu Chen. LoRA: Low-rank adaptation of large language models. In *The Tenth International Conference on Learning Representations (ICLR)*, Virtual Event, Apr. 2022.
- [11] Yixin Ji, Juntao Li, Hai Ye, Kaixin Wu, Jia Xu, Linjian Mo, and Min Zhang. Test-time computing: from system-1 thinking to system-2 thinking. *arXiv preprint arXiv:2501.02497*, 2025.
- [12] Guolin Ke, Di He, and Tie-Yan Liu. Rethinking positional encoding in language pre-training. In *9th International Conference on Learning Representations (ICLR)*, Vienna, Austria, May 2021.
- [13] Tomáš Kociský, Jonathan Schwarz, Phil Blunsom, Chris Dyer, Karl Moritz Hermann, Gábor Melis, and Edward Grefenstette. The NarrativeQA reading comprehension challenge. *Transactions of the Association for Computational Linguistics*, 6:317–328, 2018.
- [14] Brian Lester, Rami Al-Rfou, and Noah Constant. The power of scale for parameter-efficient prompt tuning. In *Proceedings of the 2021 Conference on Empirical Methods in Natural Language Processing (EMNLP)*, pages 3045–3059, Punta Cana, Dominican Republic, Nov. 2021.

- [15] Luyang Liu, Jonas Pfeiffer, Jiaxing Wu, Jun Xie, and Arthur Szlam. Deliberation in latent space via differentiable cache augmentation. *arXiv preprint arXiv:2412.17747*, 2024.
- [16] Llama Team, AI @ Meta. The Llama 3 herd of models. *arXiv preprint arXiv:2407.21783*, 2024.
- [17] William Merrill and Ashish Sabharwal. The expressive power of transformers with chain of thought. In *The Twelfth International Conference on Learning Representations (ICLR)*, Vienna, Austria, May 2024.
- [18] Jesse Mu, Xiang Li, and Noah Goodman. Learning to compress prompts with gist tokens. In *Advances in Neural Information Processing Systems (NeurIPS)*, Vancouver, Canada, 2024.
- [19] Franz Nowak, Anej Svete, Alexandra Butoi, and Ryan Cotterell. On the representational capacity of neural language models with chain-of-thought reasoning. In *Proceedings of the 62nd Annual Meeting of the Association for Computational Linguistics (ACL)*, pages 12510–12548, Bangkok, Thailand, Aug. 2024.
- [20] Maxwell Nye, Anders Johan Andreassen, Guy Gur-Ari, Henryk Michalewski, Jacob Austin, David Bieber, David Dohan, Aitor Lewkowycz, Maarten Bosma, David Luan, Charles Sutton, and Augustus Odena. Show your work: Scratchpads for intermediate computation with language models. *arXiv preprint arXiv:2112.00114*, 2021.
- [21] OpenAI. GPT-4 technical report. *arXiv preprint arXiv:2303.08774*, 2024.
- [22] Jacob Pfau, William Merrill, and Samuel R. Bowman. Let’s think dot by dot: Hidden computation in transformer language models. In *First Conference on Language Modeling (COLM)*, Philadelphia, PA, USA, Oct. 2024.
- [23] Charlie Snell, Jaehoon Lee, Kelvin Xu, and Aviral Kumar. Scaling llm test-time compute optimally can be more effective than scaling model parameters. *arXiv preprint arXiv:2408.03314*, 2024.
- [24] Jianlin Su, Murtadha Ahmed, Yu Lu, Shengfeng Pan, Wen Bo, and Yunfeng Liu. Roformer: Enhanced transformer with rotary position embedding. *Neurocomputing*, 568:127063, 2024.
- [25] Ashish Vaswani, Noam Shazeer, Niki Parmar, Jakob Uszkoreit, Llion Jones, Aidan N Gomez, Łukasz Kaiser, and Illia Polosukhin. Attention is all you need. In *Advances in Neural Information Processing Systems (NIPS)*, Long Beach, CA, USA, Dec. 2017.
- [26] Sreeram Vennam, David Valente, David Herel, and Ponnurangam Kumaraguru. Rethinking thinking tokens: Understanding why they underperform in practice. *arXiv preprint arXiv:2411.11371*, 2024.
- [27] Xinyi Wang, Lucas Caccia, Oleksiy Ostapenko, Xingdi Yuan, William Yang Wang, and Alessandro Sordani. Guiding language model reasoning with planning tokens. In *First Conference on Language Modeling (COLM)*, Philadelphia, PA, USA, Oct. 2024.
- [28] Jason Wei, Xuezhi Wang, Dale Schuurmans, Maarten Bosma, Brian Ichter, Fei Xia, Ed H. Chi, Quoc V. Le, and Denny Zhou. Chain-of-thought prompting elicits reasoning in large language models. In *Advances in Neural Information Processing Systems (NeurIPS)*, New Orleans, LA, USA, Nov. 2022.
- [29] Sean Welleck, Amanda Bertsch, Matthew Finlayson, Hailey Schoelkopf, Alex Xie, Graham Neubig, Ilya Kulikov, and Zaid Harchaoui. From decoding to meta-generation: Inference-time algorithms for large language models. *Transactions on Machine Learning Research*, 2024.
- [30] Fuzhao Xue, Valerii Likhoshesterov, Anurag Arnab, Neil Houlsby, Mostafa Dehghani, and Yang You. Adaptive computation with elastic input sequence. In *International Conference on Machine Learning (ICML)*, pages 38971–38988, Honolulu, HI, USA, July 2023.
- [31] Jianhao Yan, Jin Xu, Chiyu Song, Chenming Wu, Yafu Li, and Yue Zhang. Understanding in-context learning from repetitions. In *The Twelfth International Conference on Learning Representations (ICLR)*, Vienna, Austria, May 2024.

- [32] Shunyu Yao, Dian Yu, Jeffrey Zhao, Izhak Shafran, Tom Griffiths, Yuan Cao, and Karthik Narasimhan. Tree of thoughts: Deliberate problem solving with large language models. In *Advances in Neural Information Processing Systems (NeurIPS)*, New Orleans, LA, USA, Nov. 2023.
- [33] Eric Zelikman, Georges Harik, Yijia Shao, Varuna Jayasiri, Nick Haber, and Noah D Goodman. Quiet-star: Language models can teach themselves to think before speaking. *arXiv preprint arXiv:2403.09629*, 2024.
- [34] Zhiyuan Zeng, Qinyuan Cheng, Zhangyue Yin, Bo Wang, Shimin Li, Yunhua Zhou, Qipeng Guo, Xuanjing Huang, and Xipeng Qiu. Scaling of search and learning: A roadmap to reproduce o1 from reinforcement learning perspective. *arXiv preprint arXiv:2412.14135*, 2024.
- [35] Liang Zhao, Xiachong Feng, Xiaocheng Feng, Weihong Zhong, Dongliang Xu, Qing Yang, Hongtao Liu, Bing Qin, and Ting Liu. Length extrapolation of transformers: A survey from the perspective of positional encoding. In *Findings of the Association for Computational Linguistics (EMNLP)*, pages 9959–9977, Miami, FL, USA, Nov. 2024.

A Design Details

A.1 Analysis on Positional Encoding for Latent Tokens

In this subsection, we compare the positional encoding schemes for a standard Transformer, naive positional encoding with directly inserting latent tokens, and our proposed positional encoding. Their differences are illustrated in Fig. 2.

Preliminaries and notations. Suppose that we are given a context consisting of t standard verbal tokens, with hidden states (at a certain attention layer) $\mathbf{x}_1, \mathbf{x}_2, \dots, \mathbf{x}_t$ and position IDs $1, 2, \dots, t$. The self-attention module incorporates position information into the input hidden states and transforms them into query, key, and value representations, which are respectively given by:

$$\mathbf{q}_t = f_q(\mathbf{x}_t, t), \quad \mathbf{k}_i = f_k(\mathbf{x}_i, i), \quad \mathbf{v}_i = f_v(\mathbf{x}_i, i), \quad (5)$$

where f_q, f_k , and f_v are the query, key, and value functions, respectively. The query \mathbf{q}_t and key \mathbf{k}_i are then used to compute the attention weights, defined as $\alpha_{t,i}$, while the output is computed as the weighted sum over the values \mathbf{v}_i :

$$\alpha_{t,i} = \frac{\exp\left(\frac{\mathbf{q}_t^\top \mathbf{k}_i}{\sqrt{d}}\right)}{\sum_{j=1}^n \exp\left(\frac{\mathbf{q}_t^\top \mathbf{k}_j}{\sqrt{d}}\right)}, \quad (6)$$

$$\mathbf{o}_t = \sum_{i=1}^n \alpha_{t,i} \mathbf{v}_i, \quad (7)$$

where d is the dimension of the query and key vectors. The output of the self-attention module is then passed through a feed-forward neural network to generate the output of this Transformer block. Such a process is repeated for multiple layers of the Transformer, and the final output is fed into the softmax layer to predict the output tokens.

For notational convenience, we leverage the notation g in the following: $g(\mathbf{x}_m, \mathbf{x}_n, m, n) = \frac{1}{\sqrt{d}} \langle f_q(\mathbf{x}_m, m), f_k(\mathbf{x}_n, n) \rangle$.

Standard Transformer. Consider the forward pass for the $(t+1)$ -th token at a certain self-attention layer, with input hidden state \mathbf{x}_{t+1} . The corresponding output is

$$\mathbf{o}_{t+1} = \sum_{i \in [t+1]} \alpha_i f_v(\mathbf{x}_i, i) = \sum_{i \in [t]} \alpha_i f_v(\mathbf{x}_i, i) + \alpha_{t+1} f_v(\mathbf{x}_{t+1}, t+1), \quad (8)$$

where

$$\alpha = \text{Softmax}\left(\text{Concat}\left([g(\mathbf{x}_{t+1}, \mathbf{x}_i, t+1, i)]_{i \in [t]}, \quad (9a)\right.\right.$$

$$\left.\left.[g(\mathbf{x}_{t+1}, \mathbf{x}_{t+1}, t+1, t+1)]\right]\right). \quad (9b)$$

Naive positional encoding for latent tokens. Suppose that m latent tokens with hidden states $\mathbf{z}_1, \dots, \mathbf{z}_m$ are inserted before the forward pass for \mathbf{x}_{t+1} . With naive positional encoding, the tokens in the context $\mathbf{x}_1, \dots, \mathbf{x}_t, \mathbf{z}_1, \dots, \mathbf{z}_m$ have position IDs $1, \dots, t, t+1, \dots, t+m$. In this case, the output will be

$$\mathbf{o}_{t+1} = \sum_{i \in [t]} \alpha_i f_v(\mathbf{x}_i, i) + \sum_{i \in [m]} \alpha_{t+i} f_v(\mathbf{z}_i, t+i) + \alpha_{t+m+1} f_v(\mathbf{x}_{t+1}, t+m+1),$$

where

$$\alpha = \text{Softmax}\left(\text{Concat}\left([g(\mathbf{x}_{t+1}, \mathbf{x}_i, t+m+1, i)]_{i \in [t]}, \quad (10a)\right.\right.$$

$$\left.\left.[g(\mathbf{x}_{t+1}, \mathbf{z}_i, t+m+1, t+i)]_{i \in [m]}, \quad (10b)\right.\right.$$

$$\left. \left[g(\mathbf{x}_{t+1}, \mathbf{x}_{t+1}, t+m+1, t+m+1) \right] \right) \right). \quad (10c)$$

For a large value of m , this is a significant drift from the original pre-trained Transformer, which can make it challenging to train the latent tokens alone while freezing all modules of the pre-trained model.

Our proposed positional encoding. We propose to freeze the position IDs when latent tokens are inserted. With this approach, the tokens in the context $\mathbf{x}_1, \dots, \mathbf{x}_t, \mathbf{z}_1, \dots, \mathbf{z}_m$ have position IDs $1, \dots, t, t+1, \dots, t+1$, i.e., the last m position IDs are all $t+1$, same as that for \mathbf{x}_{t+1} .

In this case, the output will be

$$\mathbf{o}_{t+1} = \sum_{i \in [l]} \alpha_i f_v(\mathbf{x}_i, i) + \sum_{i \in [m]} \alpha_{t+i} f_v(\mathbf{z}_i, t+1) + \alpha_{t+m+1} f_v(\mathbf{x}_{t+1}, t+1), \quad (11)$$

where

$$\alpha = \text{Softmax}\left(\text{Concat}\left([g(\mathbf{x}_{t+1}, \mathbf{x}_i, t+1, i)]_{i \in [t]},\right.\right. \quad (12a)$$

$$[g(\mathbf{x}_{t+1}, \mathbf{z}_i, t+1, t+1)]_{i \in [m]}, \quad (12b)$$

$$[g(\mathbf{x}_{t+1}, \mathbf{x}_{t+1}, t+1, t+1)]\bigg)\bigg). \quad (12c)$$

Comparing Eq. (11) with Eq. (8), as well as Eq. (12) with Eq. (9), we note that the only difference of the proposed positional encoding from the standard Transformer is in the middle term corresponding to the newly added latent tokens. With such a design, the Transformer augmented with randomly initialized latent tokens remains close to the pre-trained standard Transformer, which facilitates stable training of the latent tokens while the original modules are frozen. Our proposed positional encoding achieves a minimal disturbance of position IDs from that of standard transformers, allowing them to be integrated seamlessly, whereas the naive method disrupts the position distribution of subsequent verbal tokens after a group of latent tokens.

A.2 Prepending or Appending Latent Tokens

In this subsection, we briefly discuss another choice of inserting the latent tokens into the sequence. Concretely, we may append a group of latent tokens after a verbal token s_t and assign the position ID t to these latent tokens. Then, in both training and inference processes, the predictions of the Transformer are ignored until the last latent token is seen [8], as illustrated in Fig. 8. We refer to such a choice as “appending latent tokens” (denoted by APPEND) in the following, and the default setup as “prepending latent tokens” (denoted by PREPEND). The experiments in Appendix C.3 provide a comparison between these two designs.

⇔ Involved in loss computation

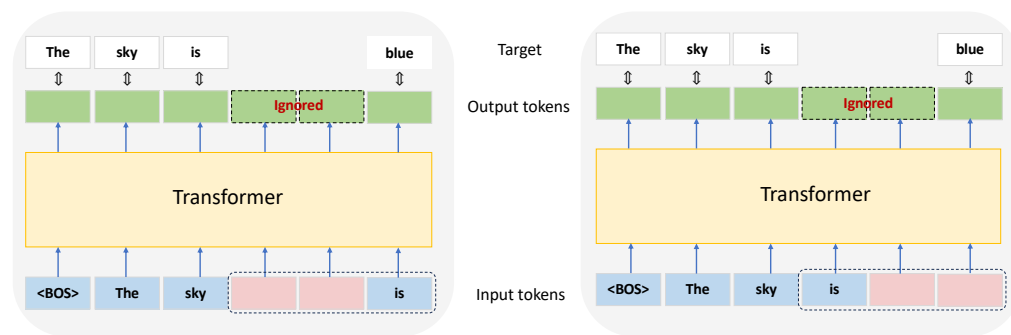


Figure 8: Comparisons between prepending latent tokens (PREPEND) and appending latent tokens (APPEND).

B Supplementary Materials for Synthetic Tasks

B.1 Experimental Setup

We implement all methods with Pytorch³ and Transformers⁴ packages and run experiments on Nvidia A100 and A800 GPUs. All results are averaged over three random seeds.

We use the pre-trained Llama-3.2-1B as the base model on the synthetic tasks. The values of hyperparameters are summarized in Table 2.

Table 2: Experimental setup for synthetic tasks.

Dataset	Generation	Summation	Repetition
Training			
Optimizer	AdamW		
Weight Decay	1e-4		
# of Epochs	10		
Warmup Ratio	0.01		
Learning Rate Schedule	Cosine		
Learning Rate	5e-2		
Minimal Learning Rate	5e-5		
Batch Size	16		
# of Training Samples	4096		
# of Validation Samples	1024		
Inference			
# of Test Samples	1024		
Maximal # of New Tokens	30/180/300/360	10	200

B.2 Supplementary Attention Maps for the Generation Task

We show the attention maps for the Start_2 method and the End_2 method in Figs. 9 and 10, respectively.

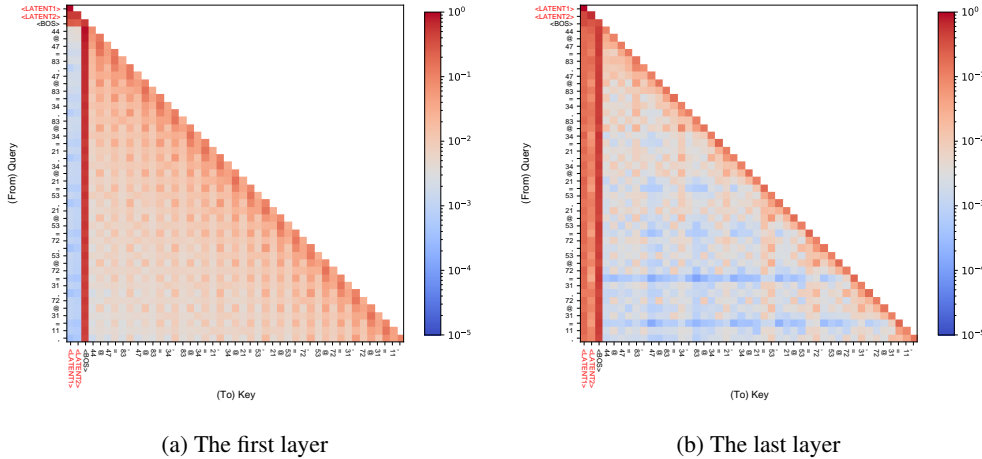


Figure 9: Attention maps for Start_2.

³<https://github.com/pytorch/pytorch>

⁴<https://github.com/huggingface/Transformers>

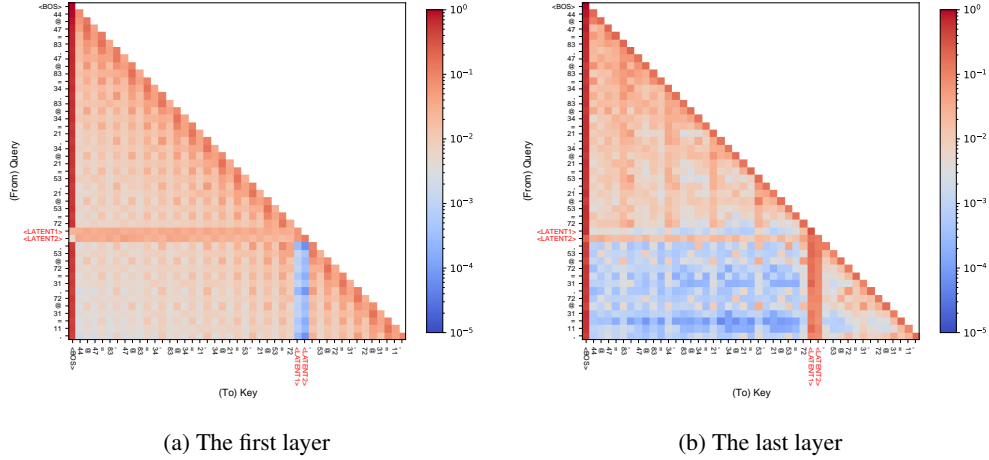


Figure 10: Attention maps for End_2.

B.3 Attention Maps for the Repetition Task

We show the attention maps for the proposed Comma_1 (with FS) method in Fig. 11. We observe that in the last layer, the latent token and comma before the `<EOS>` token attend to the instruction tokens (i.e., “Please repeat the following equation 6 times”) more strongly than to other tokens. This is some preliminary evidence that the latent tokens may have learned to recognize an ending signal for this task.

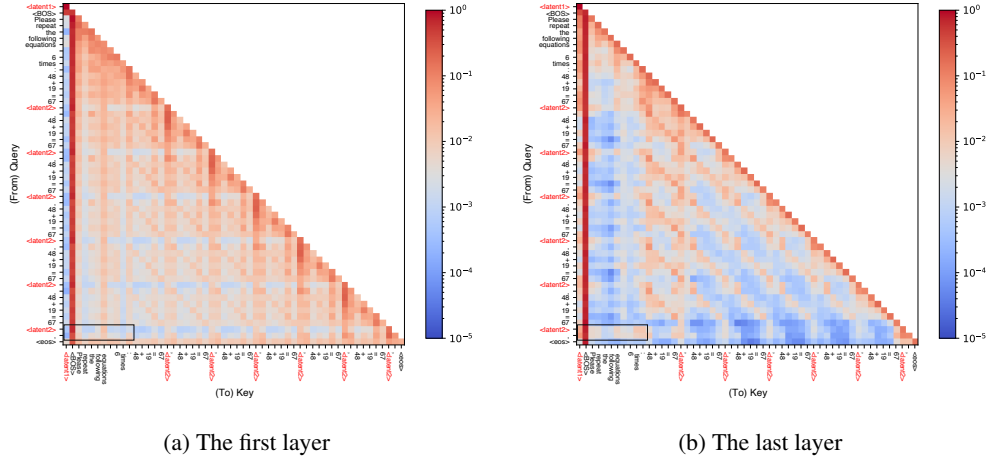


Figure 11: Attention maps for Comma_1 (w/ FS).

B.4 Ablation Studies

We conduct the ablation studies on the synthetic tasks by evaluating the variants of Comma_2 with Llama-3.2-1B, as shown in Table 3. In particular, we concentrate on the impacts of freezing position IDs and prepend/append latent tokens on the model performance, namely, four setups are considered: (1) freeze POS_ID & PREPEND (default setup), (2) freeze POS_ID & APPEND, (3) increase POS_ID & PREPEND, and (4) increase POS_ID & APPEND.

While increasing position IDs significantly degrades the model performance, the design of appending tokens sometimes achieves better performance compared with other methods, e.g., in the Generation task.

Table 3: Ablation studies on synthetic tasks, averaged over three random runs. We report the number of equations for the Generation task and the accuracy for the Summation task.

	Generation		Summation (%)	
	50	60	(30, 50)	(50, 70)
Freeze POS_ID & PREPEND (Default)	38.18 \pm 6.69	40.46 \pm 8.12	93.82 \pm 4.48	72.40 \pm 5.31
Freeze POS_ID & APPEND	41.83 \pm 2.42	44.50 \pm 4.07	88.67 \pm 0.97	67.38 \pm 5.98
Increase POS_ID & PREPEND	1.34 \pm 2.96	1.69 \pm 2.96	88.09 \pm 9.98	71.94 \pm 20.29
Increase POS_ID & APPEND	<u>41.18</u> \pm 5.85	<u>43.65</u> \pm 9.74	<u>91.15</u> \pm 2.37	73.95 \pm 6.91

C Benchmark Evaluation

In this section, we conduct extensive experiments across a diverse range of benchmarks to demonstrate the improvements brought by latent tokens in different downstream tasks, showing their potential in broad applications.

C.1 Setup

Models & Datasets. We evaluate the downstream task performance of the proposed method using the pre-trained Llama-3.2-1B base model⁵ and Llama-3.1-8B base model⁶ [16]. We adopt several benchmarks, including WikiSplit [2], NarrativeQA [13], and GSM8K [5], for comprehensively evaluating the language modeling, reading comprehension, and arithmetic reasoning capabilities of the LLMs. The concrete examples for these datasets are referred to Table 7.

- WikiSplit [2]: This dataset was constructed automatically from the publicly available Wikipedia revision history. Each sample contains an English sentence extracted from Wikipedia, to be split into simple sentences that preserve the original meaning. This dataset can be accessed via https://huggingface.co/datasets/google-research-datasets/wiki_split. We report the BLEU score for this dataset by comparing the generated response with the ground-truth answer.
- NarrativeQA [13]: This dataset is an English dataset of stories and corresponding questions designed to test reading comprehension. We format each prompt with its question and summary of the story. At the inference stage, each sample may have more than one provided answer, all of which are viewed as correct. This dataset can be accessed via <https://huggingface.co/datasets/deepmind/narrativeqa>. We report the Rouge-L score for this dataset by comparing the generated response with the ground-truth answer.
- GSM8K [5]: This is a dataset of high-quality grade school math problems created by human problem writers. It is a frequently used benchmark to evaluate the arithmetic reasoning ability of LLM. This dataset can be accessed via <https://huggingface.co/datasets/openai/gsm8k>. Each training sample consists of a grade-school math problem, a step-by-step reasoning process, and a final answer. Both the reasoning process and the final answer are incorporated into the response and contribute to the training loss. To enhance the quality of the response, we use the CoT prompt “Please think step by step.” in the query. For evaluation, we calculate the accuracy by extracting the final answers from the responses.

Baselines & Our method. Following the approaches in prompt tuning [14] and pause/filler tokens [8, 22], we add m latent tokens at the start (Start_m) or end (End_m) of the query, respectively. For our method, we insert m latent tokens every k verbal tokens (k_m), with or without function specialization (FS).

We run all experiments with three random seeds and report the mean and standard deviation of the results. In each setup (specified by the number of trainable parameters), the best results are highlighted in **bold**, while the second-best ones are underlined. The values of adopted hyperparameters are summarized in Table 8.

C.2 Performance Comparison

Table 4 shows the results of various methods with different numbers of trainable parameters by controlling the number of latent tokens. We observe that the proposed method, i.e., integrating latent tokens within the sequence periodically, achieves better performances than the baselines in most cases, especially when fine-tuning the Llama-3.2-1B model. In comparison, adding special tokens between the query and generated response underperforms other methods, but still outperforms the naive baseline (Base Model) significantly. These results demonstrate that the proposed approach of inserting latent tokens successfully enhances the intermediate computation in the inference process, thereby improving the quality of responses.

⁵<https://huggingface.co/meta-llama/Llama-3.2-1B>

⁶<https://huggingface.co/meta-llama/Llama-3.1-8B>

Table 4: Results on the benchmark datasets. We report the BLEU score for the WikiSplit dataset, Rouge-L score for NarrativeQA dataset, and the accuracy for the GSM8K dataset. The base model is evaluated with few-shot prompting as a reference point. Start_m and End_m refer to adding m latent tokens at the start or end of the query, respectively; k_m inserts m latent tokens every k verbal tokens; FS refers to function specialization.

	# of Params.	Llama-3.2-1B			Llama-3.1-8B		
		WikiSplit	NarrativeQA	GSM8K (%)	WikiSplit	NarrativeQA	GSM8K (%)
Base Model	N/A	0.1517	0.0414	6.90	0.1359	0.0629	49.20
Start_1	1×	0.6548 ±0.0115	0.5722 ±0.0357	9.33 ±0.33	0.7395 ±0.0157	0.7494 ±0.0151	51.53 ±1.50
End_1	1×	0.6268 ±0.0072	0.4498 ±0.0289	8.21 ±0.61	0.7104 ±0.0042	0.7070 ±0.0010	48.09 ±1.07
8_1	1×	0.6586 ±0.0008	0.6119 ±0.0103	9.60 ±0.43	0.7550 ±0.0040	0.7512 ±0.0143	51.45 ±1.27
Start_4	4×	0.7124 ±0.0079	0.6266 ±0.0201	10.67 ±0.46	0.7824 ±0.0137	0.7557 ±0.0033	52.16 ±0.55
End_4	4×	0.6712 ±0.0031	0.4950 ±0.0055	11.07 ±0.66	0.7115 ±0.0371	0.7099 ±0.0035	50.01 ±0.70
8_4	4×	0.7200 ±0.0046	0.6312 ±0.0056	11.14 ±0.27	0.7720 ±0.0105	0.7672 ±0.0046	53.73 ±1.67
8_1 (w/ FS)	4×	0.7178 ±0.0070	0.6389 ±0.0084	12.46 ±0.37	0.7855 ±0.0056	0.7606 ±0.0086	52.57 ±1.48
Start_16	16×	0.7605 ±0.0028	0.6557 ±0.0078	13.52 ±0.86	0.8001 ±0.0116	0.7665 ±0.0099	54.36 ±0.80
End_16	16×	0.7042 ±0.0036	0.5295 ±0.0105	12.64 ±0.27	0.7652 ±0.0019	0.7261 ±0.0101	50.01 ±1.23
8_4 (w/ FS)	16×	0.7619 ±0.0049	0.6597 ±0.0138	13.95 ±0.33	0.7813 ±0.0257	0.7642 ±0.0103	55.30 ±1.89
32_4 (w/ FS)	16×	0.7647 ±0.0245	0.6555 ±0.0019	14.25 ±1.10	0.7963 ±0.0032	0.7648 ±0.0020	54.79 ±0.65
64_4 (w/ FS)	16×	0.7568 ±0.0045	0.6651 ±0.0027	12.31 ±0.95	0.7952 ±0.0030	0.7702 ±0.0012	53.43 ±1.15

Furthermore, we notice that the proposed method 8_4 has similar amounts of computation per sequence with 8_4 (w/ FS). Nevertheless, the latter obtains a large improvement by specializing the tokens in different functions. A similar phenomenon is observed when comparing 8_1 and 32_4 (w/ FS). Without FS, the same latent tokens may have to learn conflicting objectives for different purposes, leading to slightly worse performance. These results highlight the effectiveness of the proposed function specialization design in solving complex problems.

C.3 Ablation Studies

We conduct the ablation study by inserting latent tokens with the 8_4 approach with Llama-3.2-1B, as shown in Table 5. Similar to Appendix B.4, we consider four setups: (1) freeze POS_ID & PREPEND (default setup), (2) freeze POS_ID & APPEND, (3) increase POS_ID & PREPEND, and (4) increase POS_ID & APPEND. We observe that adopting the fixed position IDs effectively stabilizes the training and avoids bad performance; the design of prepending latent tokens also enhances the training performance.

Table 5: Ablation studies on benchmark datasets.

	WikiSplit	NarrativeQA	GSM8K (%)
Freeze POS_ID & PREPEND (Default)	0.7200 ± 0.0046	0.6312 ± 0.0056	11.14 ± 0.27
Freeze POS_ID & APPEND	0.7146 ± 0.0081	0.6239 ± 0.0086	10.71 ± 0.39
Increase POS_ID & PREPEND	0.6902 ± 0.0086	0.6174 ± 0.0093	9.88 ± 1.73
Increase POS_ID & APPEND	0.7122 ± 0.0053	0.6109 ± 0.0121	10.59 ± 0.90

C.4 Comparison with Pause Tokens

We compare the proposed method 8_4 (w/ FS) with pause tokens [8] by adding 16 <PAUSE> tokens, with the same number of parameters as 8_4 (w/ FS), at the end of the query with the APPEND option. The results in Table 6 demonstrate the superior performance of our proposed method thanks to the dedicated designs.

Table 6: Comparisons with pause token.

		WikiSplit	NarrativeQA	GSM8K (%)
Llama-3.2-1B	Pause Token	0.6975±0.0035	0.5090±0.0141	12.33±0.52
	Ours	0.7619 ±0.0049	0.6597 ±0.0138	13.95 ±0.33
Llama-3.1-8B	Pause Token	0.7599±0.0006	0.7160±0.0033	49.78±1.61
	Ours	0.7961 ±0.0028	0.7642 ±0.0103	55.30 ±1.89

Table 7: Examples of benchmark datasets. \n is the delimiter.

Dataset	Example
WikiSplit	<p>QUERY: Split the sentence below into separate sentences.\n\nEtchingham was born and grew up in Leicester where her parents were teachers, and got her first job in journalism with BBC Radio Leicester whilst still at school.\n\n</p> <p>RESPONSE: Etchingham was born. Etchingham grew up in Leicester. Her parents were teachers. Etchingham got her first job in journalism with BBC Radio Leicester whilst still at school.</p>
NarrativeQA	<p>QUERY: Please answer the question based on the context.\n\nQuestion: Who does echo weep?\nContext: The play begins with three pages disputing over the black cloak usually worn by the actor who delivers the prologue. They draw lots for the cloak, and one of the losers, Anaides, starts telling the audience what happens in the play to come; the others try to suppress him, interrupting him and putting their hands over his mouth. Soon they are fighting over the cloak and criticizing the author and the spectators as well.\nIn the play proper, the goddess Diana, also called Cynthia, has ordained a "solemn revels" in the valley of Gargaphie in Greece. The gods Cupid and Mercury appear, and they too start to argue. Mercury has awakened Echo, who weeps for Narcissus, and states that a drink from Narcissus' spring causes the drinkers to "Grow dotingly enamored of themselves." The courtiers and ladies assembled for the Cynthia's revels all drink from the spring.\nAsotus, a foolish spendthrift who longs to become a courtier and a master of fashion and manners, also drinks from the spring; emboldened by vanity and self-love, he challenges all comers to a competition of "court compliment." The competition is held, in four phases, and the courtiers are beaten. Two symbolic masques are performed within the play for the assembled revelers. At their conclusion, Cynthia (representing Queen Elizabeth) has the dancers unmask and shows that vices have masqueraded as virtues. She sentences them to make reparation and to purify themselves by bathing in the spring at Mount Helicon.\nThe figure of Actaeon in the play may represent Robert Devereux, 2nd Earl of Essex, while Cynthia's lady in waiting Arete may be Lucy, Countess of Bedford, one of Elizabeth's ladies in waiting as well as Jonson's patroness.\nThe play is notably rich in music, as is typical for the theatre of the boys' companies, which originated as church choirs.\nAnswer:</p> <p>RESPONSE: Narcissus</p>
GSM8K	<p>QUERY: Please answer the following question. Please think step by step.\n\nQuestion: James writes a 3-page letter to 2 different friends twice a week. How many pages does he write a year? \n\nAnswer:</p> <p>RESPONSE: He writes each friend 3*2=6 pages a week So he writes 6*2=12 pages every week That means he writes 12*52=624 pages a year #### 624</p>

Table 8: Experimental setup for benchmark datasets.

Dataset	WikiSplit	NarrativeQA	GSM8K
Training			
Optimizer	AdamW		
Weight Decay	1e-4		
Warmup Ratio	0.01		
Learning Rate Schedule	Cosine		
Learning Rate	5e-3		
Minimal Learning Rate	5e-5		
Batch Size (Llama-3.2-1B)	32	16	32
Batch Size (Llama-3.1-8B)	16	16	32
# of Epochs	1	1	30
# of Training Samples	154,582	32,747	5,976
# of Validation Samples	2,048	3,461	1,496
Inference			
# of Test Samples	1,024	1,024	1,319
Maximal # of New Tokens	200	50	200
# of Shots for Evaluating Base Model	5	3	8*

*The few-shot examples for GSM8K are the same as those in [28].