

Classification of obscuration-free reflective polygonal light beams

Pierre Franck^{*†}

pierre.franck@lass.fr

Audric Drogoul^{*}

audric.drogoul@thalesaleniaspace.com

Abstract

In this paper, we study the connected components of an obscuration-free planar polygonal light beam space modeling light propagation in optical systems composed of reflective surfaces and a focal plane. Through homotopy construction, we demonstrate that the connected components of this space are in bijection with the connected components of the reflective polygonal chains space, whose elements are the polygonal chains with their respective mirrors' orientations taken into account. In order to prove this, we introduce a topological invariant that provides an intelligible way for opticians to name homotopy-equivalent obscuration-free optical configurations thanks to previous work with polygonal chains.

MSC codes: 54G99, 55M30, 51E26, 14P10, 14F35

Key Words: Path connected components, Semi-algebraic set, Homotopy, Reflective optics, Optical Design

1 Introduction

One of the major challenges in optical design is the exploration of optical configurations and their classification. Typically, a standard approach involves exploring these configurations using *brute force* [11, 7]. This approach is limited not only by its algorithmic complexity but also by the uncertainty of whether all possible configurations have been explored. Thus, classification emerges as a necessary step to understand the set of admissible systems. It also allows for exhaustive and more refined sampling of the admissible space. It is therefore important to understand which topological features discriminate between similar configurations and those that differ. Let us note that similar issues have been intensively tackled in robot motion planning, where the admissible set corresponding to the set of states that a robot can reach without being in conflict with its environment nor itself can be modeled as a semi-algebraic set [4, 8, 2]. In this context, the question is to know if a robot can move from a configuration to another, what can be formulated

^{*}Thales Alenia Space, Cannes, France

[†]Now at: LAAS-CNRS, Toulouse, France

as the study of the connected components of the admissible space. Similarly, the problem we aim to study in this article consists of replacing the collision function used in robotics with a function of obscuration and reflection of a system, i.e., a mirror should not cut the light flux, and the light flux should not pass through the mirrors to which it is adjacent.

We consider a space E of admissible optical configurations defined by the absence of obscuration and the respect of the reflecting condition. In this space E , all points within the same connected component correspond to optical systems sharing similar optical characteristics. For two optical systems X and Y , we aim to determine whether these two systems are connected by a continuous path within E . This work can thus be seen as a preliminary step toward exploring the local minima of a cost function. The continuous path would then correspond to the flow associated with the gradient vector field of the cost function, incorporating, for instance, optical and geometric criteria.

We propose to establish a topological nomenclature for optical systems and, ideally, to obtain an explicit classification that characterizes whether optical configurations X and Y belong to the same connected component. To this end, we introduce the notion of a topological invariant.

Definition 1.1 (Topological invariant). *A topological invariant is an application $I : E \rightarrow B$ that verifies for all $X, Y \in E$:*

$$\exists \gamma : [0, 1] \xrightarrow{C^0} E \quad \gamma(0) = X \text{ and } \gamma(1) = Y \implies I(X) = I(Y).$$

The topological invariant is exact if the implication is an equivalence.

This notion of topological invariant allows for an intelligible naming of the connected components of E . Moreover, in cases where we do not have an explicit description of the components of E , the search for a topological invariant becomes a crucial step for their study (their number and topological properties). For applications in optical design, this way of naming optical systems will be very useful for classifying solutions and helping the optician to effectively filter and optimize the entire set of admissible solutions obtained by brute force, which amounts to hundreds of thousands.

In this paper, we focus on the geometry of unfolded optical systems in the plane \mathbb{R}^2 , and thus on the placement of mirrors within this space. We examine the geometry formed by the telescope in the plane, viewing it as an object of Euclidean geometry.

In subsection 4.1, we introduce the concept of a *beam*, which is central to our study and serves as the geometric object used to model a light beam propagating within an optical system. A *beam* is a polygonal representation of an optical system: the surfaces are modeled as segments, their curvatures are neglected, and the adjacent light flux between two optical surfaces is modeled as the area enclosed by the two extreme rays.

Figure 1-(a) illustrates a beam F corresponding to a telescope consisting of a source located at infinity, three mirrors, and a focal plane at a finite distance. These three mirrors are depicted in the figure as S_1 , S_2 and S_3 . The light flux follows this order, first arriving at S_1 , then reflecting off S_2 , subsequently reaching S_3 , and finally converging onto the focal plane. Note also that the mirrors and the focal plane do not obstruct the light flux; we say that the system is not *obscured*. When a surface obstructs the light flux, the beam is obscured and is thus not admissible (see Figure 1-(b)). This is one of the two essential constraints for an optical system to qualify as a beam. The other constraint is intrinsic to the physics of mirrors, namely, reflection. A beam is therefore a system comprising mirrors and a focal plane that satisfies the following two conditions:

- (i) Reflection or non-grazing incidence, stemming from the property of mirrors to reflect light.
- (ii) Absence of obscuration, ensuring that the light flux is fully captured on the focal plane.

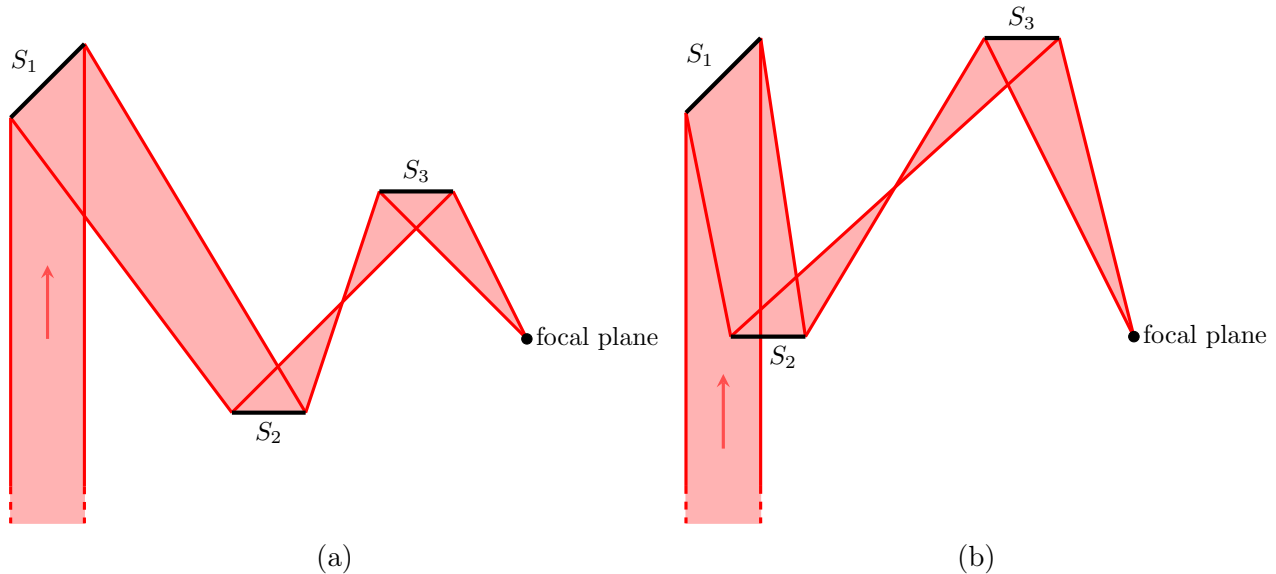


Figure 1: An obscuration-free (a) and obscured (b) light beam composed of three mirrors and a focal plane.

The following theorem is the main result of this paper.

Theorem (2.4 and 4.26). *The space of beams for $N = 3$ and 4 mirrors has an exact topological invariant I^F .*

This result tells us that two beams F and F' belong to the same connected component if and only if $I^F(F) = I^F(F')$. It also provides the number of connected components of the space of beams for 3 or 4 mirrors.

To establish this theorem, we first model optical systems as polygonal chains, a simpler representation that is discussed in [1]. This simplification makes it possible to define an explicit invariant for $N = 3$ or 4 mirrors. From this case, we introduce the notion of a reflexive polygonal chain, which bridges the gap between polygonal chains and beams. We then examine the conditions for obscuration-free and non-grazing incidence when mirrors and the focal plane are free to move within a plane. We consider optical systems with increasingly accurate representations as the section progresses.

The interest in classifying heuristically obscuration-free optical solutions is not new. Indeed, let us mention the work of Stone et al. [9] who addressed the problem in the case of a two mirror planar symmetric conic-based systems, satisfying an obscuration-free constraint and a set of first-order equations such as telecentricity and total magnification and canceling the second-order aberrations associated to distortion. Another important work has been done in [10] where 14 obscuration-free classes are heuristically presented, missing only two classes compared to the mathematically proven classification presented in our previous paper [1]. The purpose of this paper is to extend and complete the topological study done in [1] (in which the light was modeled as a polygonal chain), to a more realistic mathematical model in which the light is modeled as the area enclosed by two polygonal chains (corresponding to the extreme rays in the entry of the system).

The paper is organized as follows. In Section 2, we present the framework established in [1], where telescopes are modeled as the space of polygonal chains in \mathbb{R}^2 denoted as $LO^N(\mathbb{R}^2)$ (see Definition 2.2) for which an exact invariant N (see Definition 2.3) is presented. We then provide

increasingly complex representations of an optical system with reflexive polygonal chains in Section 3 and beams in Section 4 where the main result is established in Theorem 4.26. Finally, in subsection 4.2, we introduce a variation of the results established for beams by incorporating the action of a symmetry group on the beams and we illustrate the method for three mirrors in Section 5.

2 Obscuration-free polygonal chains

This section presents the polygonal chains model derived in [1], which is the cornerstone of the beam light classification presented in the next sections. Here, we give the sketched ideas and refer the reader to [1] for more details.

Let us consider $N + 2$ points $(c_i)_{i=0,\dots,N+1}$ in \mathbb{R}^2 to model the system: the half-line $(c_0, c_1]$ represents the direction of the source, the points $(c_j)_{j=1,\dots,N}$ correspond to the mirrors, and c_{N+1} represents the focal plane. Thus, we work within the space of N -polygonal chains $L^N(\mathbb{R}^2)$, defined by:

$$L^N(\mathbb{R}^2) := (\mathbb{R}^2)^{N+2}$$

with the topology induced by $(\mathbb{R}^2)^{N+2}$. Let us first introduce the notion of a ray for a polygonal chain.

Definition 2.1 (Ray for a polygonal chain). *Let L be an N -polygonal chain given by $(c_i) \in L^N(\mathbb{R}^2)$. We denote the j -th ray for $j \in \llbracket 0, N \rrbracket$ as*

$$R_j = \begin{cases} (c_0, c_1] & \text{if } j = 0, \\ [c_j, c_{j+1}] & \text{if } j \in \llbracket 1, N \rrbracket. \end{cases}$$

On $L^N(\mathbb{R}^2)$, R_0 can be empty if $c_0 = c_1$ and R_j for $j \in \llbracket 1, N \rrbracket$ can be reduced to a point if $c_j = c_{j+1}$. Hence, we are going to add constraints so that these degenerate cases are considered as not acceptable. The admissible set will be defined as the subset of $L^N(\mathbb{R}^2)$ with the constraints that neither obscuring nor grazing rays exists such that there is no loss of information. To achieve this let us introduce for $L = (c_i) \in L^N(\mathbb{R}^2)$

- the obscuration clause *obsc* :

$$\text{obsc} = \bigvee_{0 \leq j \leq N} \bigvee_{\substack{1 \leq k \leq N+1 \\ k \neq j, j+1}} (R_j \cap c_k \neq \emptyset) \vee (R_j = \emptyset), \quad (1)$$

- the grazing clause *graz* as

$$\text{graz} := \bigvee_{1 \leq i \leq N} c_i \in (c_{i-1}, c_{i+1}).$$

In Fig. 2, we depict three 4-polygonal chains that are obscured. The one shown in (a) satisfies the condition *obsc* because c_4 belongs to the first ray $R_1 = [c_1, c_2]$. The second one (depicted in (b)) satisfies the condition as well, since we observe that c_4 lies on the light source: c_4 belongs to $R_0 = (c_0, c_1]$. Finally, the last one depicted in (c), satisfies *graz* because the points c_1 , c_2 , and c_3 are aligned, so that the system is grazing.

We introduce below the space studied for Off-Axis classification presented in [1].

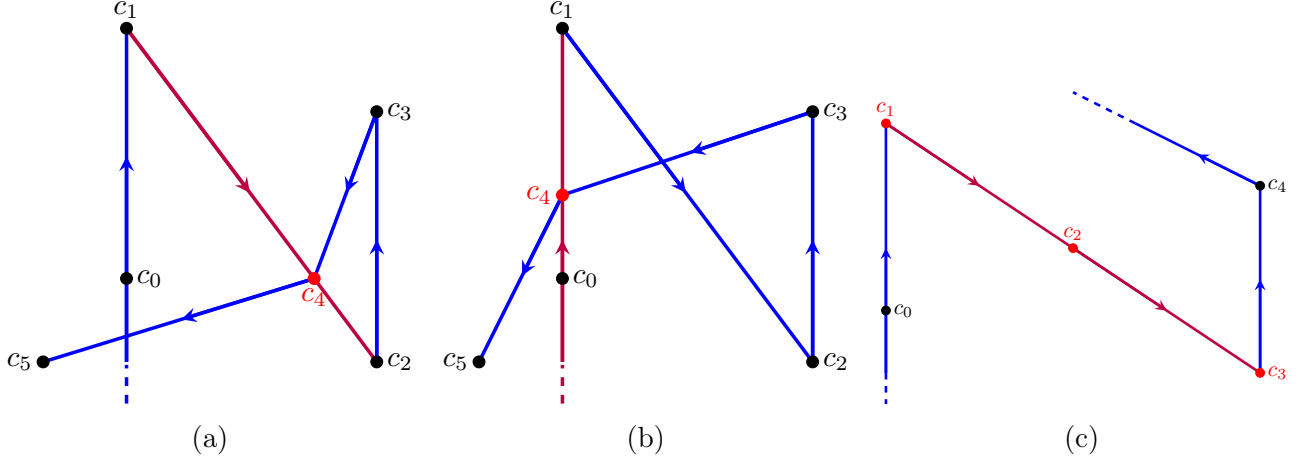


Figure 2: Non admissible polygonal chains: (a) the mirror c_4 is obscuring the ray $R_1 = [c_1, c_2]$, (b) the mirror c_4 is obscuring the light source $R_0 = (c_0, c_1]$ and (c) the mirror c_2 is grazing since it belongs to $[c_1, c_3]$.

Definition 2.2 (Space $\text{LO}^N(\mathbb{R}^2)$). We first define the joint clause of obscuration and grazing as $\text{ObscGraz} = \text{obsc} \vee \text{graz}$. The non-admissible polygonal chains subspace is defined as $E_{\text{ObscGraz}} = \{c \in \text{L}^N(\mathbb{R}^2) : \text{ObscGraz}(c)\}$. We then define the space of N -polygonal chains under obscuration and grazing constraints as:

$$\text{LO}^N(\mathbb{R}^2) := \text{L}^N(\mathbb{R}^2) \setminus E_{\text{ObscGraz}}.$$

Let us note that in [1], the clause conditions *obsc* and *graz* are expressed through polynomial inequalities, and thus $\text{LO}^N(\mathbb{R}^2)$ is a semi-algebraic set. This fact raises the question about the number of connected components of $\text{LO}^N(\mathbb{R}^2)$, as the number of connected components of a semi-algebraic set is bounded [3, Theorem 5.22]. Furthermore, it enables the use of relevant algorithms from real algebraic geometry, such as cylindrical algebraic decomposition, to identify at least one point in each connected component, which is the approach used by the authors.

Definition 2.3 (Exact Invariant: Off-Axis Nomenclature). We introduce the nomenclature, denoted as

$$\text{N} : \text{LO}^N(\mathbb{R}^2) \rightarrow \pi_0(\text{LO}^N(\mathbb{R}^2)),$$

where $\pi_0(\text{LO}^N(\mathbb{R}^2))$ is the set of connected components of $\text{LO}^N(\mathbb{R}^2)$. We define N by taking $\text{N}(L) = \text{N}(L')$ if and only if L and L' are in the same connected component of $\text{LO}^N(\mathbb{R}^2)$, for L and L' in $\text{LO}^N(\mathbb{R}^2)$.

The nomenclature is therefore by definition an exact invariant in the sense of Definition 1.1: it is even the canonical exact invariant since it directly uses the connected components of the space. We have an explicit characterization of the nomenclature called the GOFFA (geometrical off-axis) nomenclature. This nomenclature, denoted by N^{GOFFA} , is introduced in [1], and the following theorem shows that it is an exact invariant in specific cases.

Theorem 2.4 ([1]). The nomenclature given by $\text{N}^{\text{GOFFA}} : \text{LO}^N(\mathbb{R}^2) \rightarrow B$ is an invariant of the space $\text{LO}^N(\mathbb{R}^2)$. It is an exact invariant for $N = 3, 4$ mirrors. Moreover, up to an axial symmetry, $\text{LO}^3(\mathbb{R}^2)$ has 16 connected components and $\text{LO}^4(\mathbb{R}^2)$ has 144 connected components.

Let us explain in more detail how the nomenclature N^{GOFFA} assigns a name to each polygonal chain. The name of a system is given recursively on its mirrors. For a polygonal chain $L = (c_i)_{0 \leq i \leq N+1} \in \text{LO}^N(\mathbb{R}^2)$, we process the mirrors step by step in the order $j = 1, \dots, N$.

At step j , we consider the segment $[c_j, c_{j+1}]$. If this segment does not intersect any of the previous segments $[c_k, c_{k+1}]$ for $1 \leq k < j$ or the light source $(c_0, c_1]$, then we assign the letter V to the j -th mirror. Otherwise, we assign the letter X , and we also indicate as subscripts the segments and/or the half-line (for the light source) that are intersected by the segment $[c_j, c_{j+1}]$.

Furthermore, we add the letter A or C (A for *anticlockwise* and C for *clockwise*) as a subscript to indicate the direction of rotation of the ray at the j -th mirror. This is explicitly given by the sign of $(c_{j+1} - c_j) \wedge (c_{j-1} - c_j)$, where \wedge is the cross product operator. For $N = 3$, these 3 invariants are sufficient. For $N = 4$, an additional invariant that considers the set of points enclosed by a subset of the polygonal chain is necessary. Thus, we observe that, up to symmetry with respect to the first mirror, all names begin with V_A .

3 Reflexive polygonal chains

In this section, we introduce the space $\text{LR}^N(\mathbb{R}^2)$ of reflexive polygonal chains, which provides a more accurate representation of optical systems than the space $\text{LO}^N(\mathbb{R}^2)$ defined in the previous subsection. From now on, when there is no possibility of confusion, we denote (c_i) as the sequence $(c_i)_{i \in I}$ when the index set $I \subset \mathbb{N}$ has been clearly specified beforehand. Mirrors are no longer just points; each now has an angle representing its direction. This introduces a new condition which is named *reflection*. After defining this new space, we introduce two topological invariants:

- the nomenclature N^{R} , inspired by N defined in Definition 2.3,
- the characteristic Car (see Definition 3.8).

Finally, we show that the joint invariant $\text{I}^{\text{R}} = (N^{\text{R}} \times \text{Car})$ is an exact invariant in Proposition 3.13.

Definition 3.1 (Reflexive polygonal chain). *An N -reflexive polygonal chain is defined as a polygonal chain $(c_i)_{0 \leq i \leq N+1} \in \text{LO}^N(\mathbb{R}^2)$ together with angles $(\theta_j)_{1 \leq j \leq N} \in (\mathbb{R}/2\pi\mathbb{Z})^N$ (associated with each mirror) that satisfy the following condition:*

$$\forall 1 \leq j \leq N, \text{sgn}((c_{j+1} - c_j) \cdot n(\theta_j)) = \text{sgn}((c_{j-1} - c_j) \cdot n(\theta_j)) \neq 0$$

where $n(\theta)$ is the unit normal of the line defined by the angle θ , and $\text{sgn} : \mathbb{R} \ni x \longrightarrow \text{sgn}(x) \in \{-1, 0, 1\}$ is the sign function returning 1 if $x > 0$, -1 if $x < 0$ and 0 if $x = 0$. The space of reflexive polygonal chains is denoted as $\text{LR}^N(\mathbb{R}^2)$.

Geometrically, the condition for being a *reflexive polygonal chain* means that c_{j-1} and c_{j+1} lie in the same half-plane bounded by the line passing through c_j and of angle θ_j .

In Figure 3, we illustrate the points c_{j-1} , c_j , and c_{j+1} for two different polygonal chains in $\text{LO}^N(\mathbb{R}^2)$. The gray region in each case corresponds to the admissible area for the angle θ_j to satisfy the reflection condition at this point: the angle, represented as an element of the circle $\mathbb{R}/2\pi\mathbb{Z}$, must then belong to the red displayed circles. We observe that as the angle between the half-lines $[c_j, c_{j-1})$ and $[c_j, c_{j+1})$, denoted by ϕ in the figure, increases toward π , the space of admissible angles decreases. The limiting case where ϕ equals π corresponds to the grazing case illustrated in Figure 2-(c) for polygonal chains.

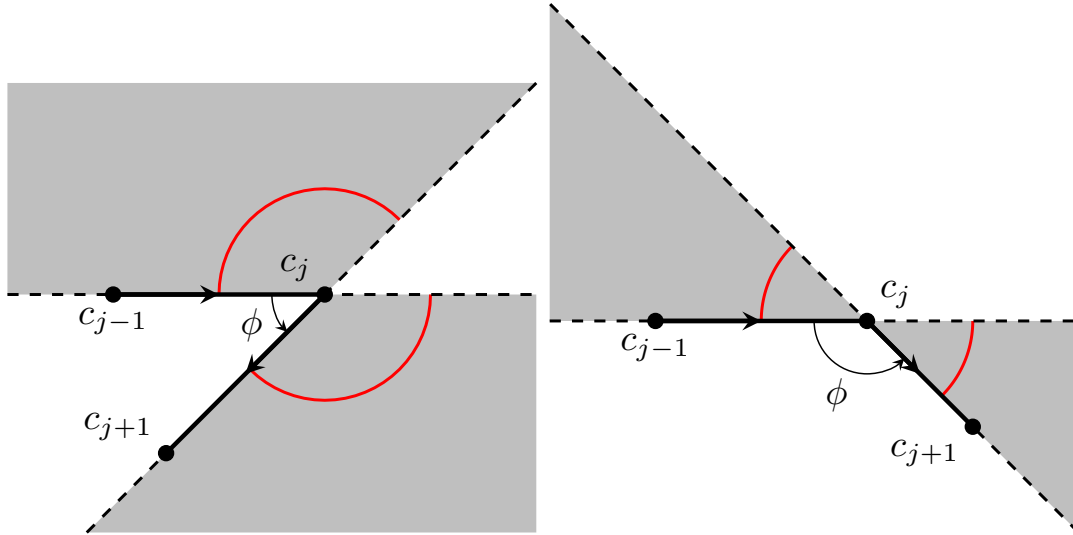


Figure 3: Admissible angles for reflexive polygonal chains.

Definition 3.2 (Application M_O). An N -reflexive polygonal chain L , given by (c_i) and (θ_j) , induces a polygonal chain in $\text{LO}^N(\mathbb{R}^2)$ via the application:

$$M_O : \text{LR}^N(\mathbb{R}^2) \longrightarrow \text{LO}^N(\mathbb{R}^2)$$

$$L \longmapsto (c_i)_{0 \leq i \leq N+1}.$$

where we recall that $L = ((c_i), (\theta_j))$.

Definition 3.3 (Ray of a Reflexive Polygonal Chain). Let L be an N -reflexive polygonal chain given by $((c_i), (\theta_j))$. The j -th ray is defined as the ray of $M_O(L) \in \text{LO}^N(\mathbb{R}^2)$ as defined in Definition 3.3.

Definition 3.4 (Nomenclature N^R). We define the nomenclature N^R for reflexive polygonal chains as the application:

$$\text{N}^R : \text{LR}^N(\mathbb{R}^2) \longrightarrow \pi_0(\text{LO}^N(\mathbb{R}^2))$$

$$L \longmapsto \text{N}((c_i)),$$

where $L = ((c_i), (\theta_j))$. Thus, we have $\text{N}^R = \text{N} \circ M_O$.

Proposition 3.5 (Topological Invariant: N^R). Let L and L' be in $\text{LR}^N(\mathbb{R}^2)$ such that there exists a continuous path γ^R connecting L to L' , then $\text{N}^R(L) = \text{N}^R(L')$.

Proof. Straightforward by considering the application $M_O \circ \gamma^R : [0, 1] \rightarrow \text{LO}^N(\mathbb{R}^2)$ which connects $L_* := M_O(L)$ to $L'_* := M_O(L')$. \square

It is also possible to define the reflection condition of reflexive polygonal chains using the angle function $A : \mathbb{R}^2 \rightarrow \mathbb{R}/2\pi\mathbb{Z}$ which, for a non-zero vector x , returns the angle θ such that $x = r(\cos(\theta), \sin(\theta))$ for a unique $r > 0$; we will discuss this perspective further below.

Definition 3.6 (Orientations of Mirrors). Let $L \in \text{LO}^N(\mathbb{R}^2)$ be an N -polygonal chain given by (c_i) . We define the orientation spaces of the mirrors with the spaces $((\mathcal{A}_L^+)_j)$ (positive orientation) and $((\mathcal{A}_L^-)_j)$ (negative orientation) for the j -th mirror with $1 \leq j \leq N$ as:

$$(\mathcal{A}_L^+)_j = (A(c_j - c_{j-1}) + (-1)^j]0, \pi[) \cap (A(c_j - c_{j+1}) + (-1)^j]0, \pi[)$$

$$(\mathcal{A}_L^-)_j = (A(c_j - c_{j-1}) + (-1)^{j+1}]0, \pi[) \cap (A(c_j - c_{j+1}) + (-1)^{j+1}]0, \pi[)$$

Note that this also defines the orientation spaces of the mirrors for a reflexive polygonal chain $L_R \in \text{LR}^N(\mathbb{R}^2)$ by taking $L = M_O(L_R)$.

Remark 3.7. In Definition 3.6, we defined the spaces $(\mathcal{A}_L^+)_j$ and $(\mathcal{A}_L^-)_j$ for a polygonal chain $L \in \text{LO}^N(\mathbb{R}^2)$ and $1 \leq j \leq N$. Note that these two spaces are convex as intersection of convex sets.

We can then define reflexive polygonal chains from Definition 3.1 equivalently using the mirror orientations. Indeed, given a polygonal chain $L = (c_i) \in \text{LO}^N(\mathbb{R}^2)$ and angles $(\theta_j) \in (\mathbb{R} \setminus 2\pi\mathbb{Z})^N$, the data $((c_i), (\theta_j))$ satisfies the reflexive polygonal chain condition if and only if

$$\forall 1 \leq j \leq N, \theta_j \in (\mathcal{A}_L^+)_j \text{ or } \theta_j \in (\mathcal{A}_L^-)_j.$$

We will introduce a new topological invariant, in the sense of Definition 1.1, for the space $\text{LR}^N(\mathbb{R}^2)$ called the *characteristic*, which takes into account the positive or negative orientation of the mirrors (see Definition 3.6).

Definition 3.8 (Characteristic). Let L be a N -reflexive polygonal chain given by the polygonal chain (c_i) and angles (θ_j) . The characteristic of L , denoted $\text{Car}(L)$, is an element of $\{-1, 1\}^N$ and is defined as follows:

$$\text{Car}(L)_j = \begin{cases} 1 & \text{if } \theta_j \in (\mathcal{A}_L^+)_j, \\ -1 & \text{if } \theta_j \in (\mathcal{A}_L^-)_j, \end{cases} \quad \text{for } j \in \llbracket 1, N \rrbracket.$$

We represent the characteristic in Figure 4 by depicting two 1-reflexive polygonal chains L and L' . The first, denoted L , is given by $(c_0, c_1, c_2) \in \text{LO}^3(\mathbb{R}^2)$ and the angle $\theta \in \mathbb{R}/2\pi\mathbb{Z}$ as shown in the figure by the blue arrow. We then have $\text{Car}(L)_1 = -1$ since θ is in the blue area representing $(\mathcal{A}_L^-)_1$. Similarly, the second reflexive polygonal chain L' is also given by (c_0, c_1, c_2) and the angle θ' represented on the figure by the red arrow. We then find $\text{Car}(L')_1 = 1$ since θ' is in the red area representing $(\mathcal{A}_{L'}^+)_1$. Note that we have the following relations:

$$(\mathcal{A}_{L'}^-)_1 = (\mathcal{A}_L^-)_1, \quad (\mathcal{A}_{L'}^+)_1 = (\mathcal{A}_L^+)_1,$$

since L and L' share the same underlying polygonal chain, i.e., $M_O(L) = M_O(L')$.

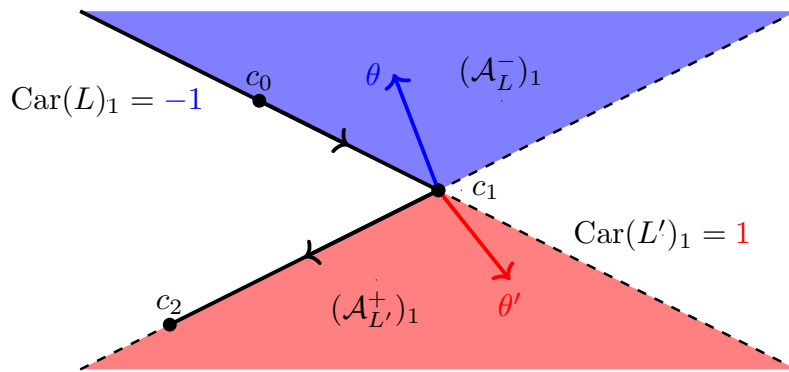


Figure 4: Characteristic for two polygonal chains L and L'

Proposition 3.9 (Topological Invariant: Car). Let L and L' be in $\text{LR}^N(\mathbb{R}^2)$ such that there exists a continuous path $\gamma^R : [0, 1] \rightarrow \text{LR}^N(\mathbb{R}^2)$ connecting L to L' , then $\text{Car}(L) = \text{Car}(L')$.

Proof. Suppose, by contradiction, that there exists a path $\gamma^R : [0, 1] \rightarrow \text{LR}^N(\mathbb{R}^2)$ such that $\gamma^R(0) = L$ and $\gamma^R(1) = L'$ and some $k \in \llbracket 1, N \rrbracket$ such that

$$\text{Car}(L)_k \neq \text{Car}(L')_k.$$

Without loss of generality, assume that $\text{Car}(L)_k = 1$ and $\text{Car}(L')_k = -1$.

Let $\gamma^R(t) = ((c_i^t), (\theta_i^t))$ where $(c_i^t) \in \text{LO}^N(\mathbb{R}^2)$ and $(\theta_i^t) \in (\mathbb{R}/2\pi\mathbb{Z})^N$.

Specifically, we are interested in the evolution of the angle θ_k^t over time because it is at index k that the characteristic of L and L' differs. To study this, we introduce the function

$$\begin{aligned} \gamma_k^\theta : [0, 1] &\longrightarrow \mathbb{R}/2\pi\mathbb{Z} \\ t &\longmapsto \theta_k^t - A(c_k^t - c_{k-1}^t) \end{aligned}$$

and it follows from the hypothesis that $R(\gamma_k^\theta(0)) \in (-1)^k]0, \pi[$ and $R(\gamma_k^\theta(1)) \in (-1)^{k+1}]0, \pi[$ (with R being the bijection from $\mathbb{R}/2\pi\mathbb{Z}$ to $] -\pi, \pi[$), since $\theta_k^0 \in \mathcal{A}_k^+$ and $\theta_k^1 \in \mathcal{A}_k^-$. Notice that the function γ_k^θ is continuous and the space $(\mathbb{R}/2\pi\mathbb{Z}) \setminus \{0, \pi\}$ decomposes into two connected components, $] -\pi, 0[$ and $]0, \pi[$. Thus, since $R(\gamma_k^\theta(0)) \in (-1)^k]0, \pi[$ and $R(\gamma_k^\theta(1)) \in (-1)^{k+1}]0, \pi[$, there exists some $t \in [0, 1]$ such that $R(\gamma_k^\theta(t)) = 0$ or $R(\gamma_k^\theta(t)) = \pi$. We then obtain $\text{sgn}((c_{k-1}^t - c_k^t) \cdot n(\theta_k^t)) = 0$ because the line (c_{k-1}^t, c_k^t) coincides with the line spanned by θ_k^t at c_k . This leads to a contradiction since the condition for a reflexive polygonal chain is violated. \square

The following results will be useful to prove Proposition 3.13.

Definition 3.10 (Bisectors). *Let m_2 be the covering map¹ of $\mathbb{S}^1 := \mathbb{R}/2\pi\mathbb{Z}$ given by*

$$\begin{aligned} m_2 : \mathbb{R}/2\pi\mathbb{Z} &\longrightarrow \mathbb{R}/2\pi\mathbb{Z} \\ x &\longmapsto 2x. \end{aligned}$$

Let $L \in \text{LO}^N(\mathbb{R}^2)$ be given by (c_i) . We define the bisectors of L as the elements in the fiber of $\psi(L)_j$ under m_2 (for $1 \leq j \leq N$), where

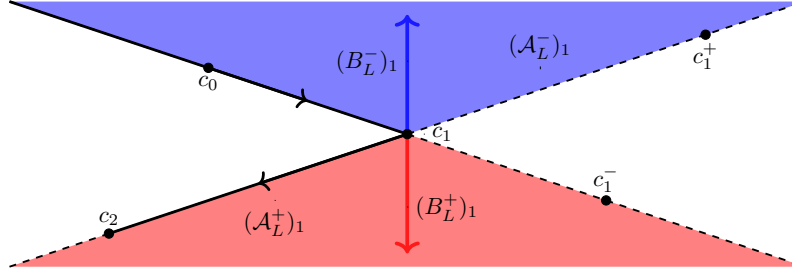
$$\begin{aligned} \psi : \text{LO}^N(\mathbb{R}^2) &\longrightarrow (\mathbb{R}/2\pi\mathbb{Z})^N \\ L = (c_i)_{0 \leq i \leq N+1} &\longmapsto (A(c_{j-1} - c_j) + A(c_j - c_{j+1}))_{1 \leq j \leq N} \end{aligned}$$

and we denote by $(B_L)_j$ the fiber of $\psi(L)_j$ under m_2 which consists in two elements

$$(B_L)_j = \{(B_L^+)_j, (B_L^-)_j\}$$

where $(B_L^+)_j \in (\mathcal{A}_L^+)_j$ and $(B_L^-)_j \in (\mathcal{A}_L^-)_j$.

Remark 3.11. *We can geometrically interpret $(B_L)_j$ by noting that it consists of the bisectors of the half-lines $[c_j, c_{j-1})$ and $[c_j, c_j^+)$ on one side, and $[c_j, c_{j+1})$ and $[c_j, c_j^-)$ on the other side, where $c_j^\pm = c_j + (c_j - c_{j\pm 1})$. We illustrate this in Figure 5 for $j = 1$. In this figure, we represent the orientations of the first mirror (at c_1) by the red part for $(\mathcal{A}_L^+)_1$ and the blue for $(\mathcal{A}_L^-)_1$. The red and blue arrows in the figure represent the bisection lines $(B_L^+)_1$ and $(B_L^-)_1$ of the reflexive polygonal chain, respectively. Thanks to this description, it is clear that c_{j-1} and c_{j+1} lie in the same half-plane defined by either of the bisection lines.*

Figure 5: Illustration of $(B_L^+)_1$ and $(B_L^-)_1$

Before presenting the following lemma, which we will use to prove Proposition 3.13, we extend the definition of characteristic to work with arbitrary angles $\phi = (\varphi_j) \in (\mathbb{R}/2\pi\mathbb{Z})^N$ associated with an N -reflexive polygonal chain L , by defining

$$\text{Car}_L(\phi)_j = \begin{cases} 1 & \text{if } \varphi_j \in (\mathcal{A}_L^+)_j, \\ -1 & \text{if } \varphi_j \in (\mathcal{A}_L^-)_j, \\ 0 & \text{otherwise.} \end{cases}$$

Lemma 3.12. *Let L be an N -reflexive polygonal chain given by $(c_i) \in \text{LO}^N(\mathbb{R}^2)$ and $(\theta_j) \in (\mathbb{R}/2\pi\mathbb{Z})^N$, and let $\phi = (\varphi_j) \in (\mathbb{R}/2\pi\mathbb{Z})^N$ such that $\text{Car}_L(\phi) = \text{Car}(L)$. Then L and the N -reflexive polygonal chain L' , given by (c_i) and (φ_j) , are in the same connected component of $\text{LR}^N(\mathbb{R}^2)$.*

Proof. Using the notation from the lemma, we construct a path $\gamma : [0, 1] \rightarrow \text{LR}^N(\mathbb{R}^2)$ such that $\gamma(0) = L$ and $\gamma(1) = L'$ to show that L and L' are in the same connected component of $\text{LR}^N(\mathbb{R}^2)$. We define γ as

$$\begin{aligned} \gamma : [0, 1] &\longrightarrow \text{LR}^N(\mathbb{R}^2) \\ t &\longmapsto ((c_i), (\gamma_{\theta_j, \varphi_j}(t))) \end{aligned}$$

which is well-defined by convexity of the sets $(\mathcal{A}_L^\pm)_j$ (see Remark 3.7). \square

To show that by considering both topological invariants N^R and Car together, we obtain an exact invariant $I^R := (N^R \times \text{Car})$ of the space $\text{LR}^N(\mathbb{R}^2)$, we prove the other implication of Definition 1.1.

Proposition 3.13. *Let L, L' be elements of $\text{LR}^N(\mathbb{R}^2)$ such that $N^R(L) = N^R(L')$ and $\text{Car}(L) = \text{Car}(L')$. Then there exists a path $\gamma_R : [0, 1] \rightarrow \text{LR}^N(\mathbb{R}^2)$ such that $\gamma_R(0) = L$ and $\gamma_R(1) = L'$. Therefore, L and L' are in the same connected component of the space $\text{LR}^N(\mathbb{R}^2)$.*

Proof. To prove the proposition, we first focus on $M_O(L)$ and $M_O(L')$, where we define $M_O : \text{LR}^N(\mathbb{R}^2) \rightarrow \text{LO}^N(\mathbb{R}^2)$ in Definition 3.2. Since $N^R(L) = N^R(L')$, $M_O(L)$ and $M_O(L')$ are in the same connected component, so there exists a path

$$P : [0, 1] \longrightarrow \text{LR}^N(\mathbb{R}^2)$$

connecting $M_O(L)$ and $M_O(L')$. We now want to find a lift $\tilde{P}_R : [0, 1] \rightarrow \text{LR}^N(\mathbb{R}^2)$ of P through the map $M_O : \text{LR}^N(\mathbb{R}^2) \rightarrow \text{LO}^N(\mathbb{R}^2)$, which sends a reflexive polygonal chain $((c_i), (\theta_j))$ to (c_i) , such that $\tilde{P}_R(0) = L_*$ and $\tilde{P}_R(1) = L'_*$, where we define the reflexive polygonal chains L_* and L'_* in steps 1 and 2 below. These reflexive polygonal chains satisfy the following properties:

¹We refer to Chapter 1 of [6].

- There exists a path $\gamma_L : [0, 1] \rightarrow \text{LR}^N(\mathbb{R}^2)$ (constructed in step 1) such that $\gamma_L(0) = L$ and $\gamma_L(1) = L_*$,
- There exists a path $\gamma_{L'} : [0, 1] \rightarrow \text{LR}^N(\mathbb{R}^2)$ (constructed in step 3) such that $\gamma_{L'}(0) = L'_*$ and $\gamma_{L'}(1) = L'$.

The lifting property of \tilde{P}_R is illustrated by the following commutative diagram:

$$\begin{array}{ccccc}
 & & L_* & & \\
 & \nearrow & & \searrow & \\
 \{0\} & & \{1\} & \xrightarrow{L'_*} & \text{LR}^N(\mathbb{R}^2) \\
 & \searrow & \downarrow & \nearrow \tilde{P}_R & \downarrow M_O \\
 & & [0, 1] & \xrightarrow{P} & \text{LO}^N(\mathbb{R}^2)
 \end{array}$$

To construct \tilde{P}_R (which is done in step 2), we first observe that the first component of \tilde{P}_R is determined. Indeed, since $M_O \circ \tilde{P}_R = P$ by commutativity of the diagram, we can write $\tilde{P}_R(t) = (P(t), (\varphi_j^t))$ where the angles $\phi^t = (\varphi_j^t) \in (\mathbb{R}/2\pi\mathbb{Z})^N$ need to be determined. Additionally, we have

$$M_O(L) = P(0) = M_O(L_*), \quad M_O(L') = P(1) = M_O(L'_*).$$

We proceed in three steps, which we detail below:

1. Starting from L given by $(c_i) \in \text{LO}^N(\mathbb{R}^2)$ and the angles $(\theta_j) \in (\mathbb{R}/2\pi\mathbb{Z})^N$, we want to construct a path from L to L_* given by (c_i) and the angles $B^0 = (B_j^0)$ defined as $B_j^0 = (B_L^\pm)_j$ if $\theta_j \in (\mathcal{A}_L^\pm)_j$, with the notation from Definition 3.10. Since $\text{Car}_L(B^0) = \text{Car}(L)$, there exists a path $\gamma_L : [0, 1] \rightarrow \text{LR}^N(\mathbb{R}^2)$ connecting L to L_* by Lemma 3.12. We now note that

$$\text{Car}(L) = \text{Car}(L_*).$$

2. Now, starting from L_* , we will construct a lift \tilde{g}_j of the path g_j (for each j in $\llbracket 1, N \rrbracket$), defined as

$$\begin{aligned}
 g_j : [0, 1] &\longrightarrow \mathbb{R}/2\pi\mathbb{Z} \\
 t &\longmapsto A(P_{j-1}(t) - P_j(t)) + A(P_j(t) - P_{j+1}(t)),
 \end{aligned}$$

by $m_2 : \mathbb{R}/2\pi\mathbb{Z} \rightarrow \mathbb{R}/2\pi\mathbb{Z}$ such that $\tilde{g}_j(0) = B_j^0$, as illustrated by the following commutative diagram:

$$\begin{array}{ccc}
 \{0\} & \xrightarrow{B_j^0} & \mathbb{R}/2\pi\mathbb{Z} \\
 \downarrow & \nearrow \tilde{g}_j & \downarrow m_2 \\
 [0, 1] & \xrightarrow{g_j} & \mathbb{R}/2\pi\mathbb{Z}
 \end{array}$$

Since m_2 is a covering map, there exists a unique lift \tilde{g}_j of the path g_j through m_2 such that $\tilde{g}_j(0) = B_j^0$. Thus, denoting $\tilde{g} = (\tilde{g}_j)_{1 \leq j \leq N}$, we consider the continuous path

$$\begin{aligned}
 \tilde{P}_R : [0, 1] &\longrightarrow \text{LR}^N(\mathbb{R}^2) \\
 t &\longmapsto (P(t), \tilde{g}(t)),
 \end{aligned}$$

which is well-defined by Definition 3.10. This path satisfies $\tilde{P}_R(0) = L_*$, and we define the endpoint of the path as $L'_* := \tilde{P}_R(1)$. We now note that

$$\text{Car}(L_*) = \text{Car}(L'_*)$$

by Proposition 3.9.

3. This step consists of reversing step 1: we want to find a path $\gamma_{L'}$ from L'_* to L' , with L' given by $(c'_i) \in \text{LO}^N(\mathbb{R}^2)$ and the angles $(\theta'_j) \in (\mathbb{R}/2\pi\mathbb{Z})^N$. Note that $L'_* = \tilde{P}_R(1) = (P(1), \tilde{g}(1)) = ((c'_i), \tilde{g}(1))$ because $P(1) = (c'_i)$. Using the equalities

$$\text{Car}(L') = \text{Car}(L) = \text{Car}(L_*) = \text{Car}(L'_*)$$

by steps 1 and 2 and the hypothesis of the theorem, we obtain $\text{Car}_{L'}(B^1) = \text{Car}(L')$ where $B^1 = \tilde{g}(1)$. Thus, there exists a path $\gamma_{L'}$ connecting L'_* to L' by Lemma 3.12.

We must concatenate the paths given in steps 1, 2, and 3 in order to construct the path γ_R that connects L to L' . We then concatenate² the paths and take $\gamma_R := (\gamma_L \cdot \tilde{P}_R) \cdot \gamma_{L'}$. \square

Corollary 3.14 (Exact Invariant of $\text{LR}^N(\mathbb{R}^2)$). *We have a characterization of the connected components of the space of reflexive polygonal chains $\text{LR}^N(\mathbb{R}^2)$ by the nomenclature N^R and the characteristic Car : we have*

$$\pi_0(\text{LR}^N(\mathbb{R}^2)) \simeq \pi_0(\text{LO}^N(\mathbb{R}^2)) \times \{-1, 1\}^N$$

via the map

$$\begin{aligned} \text{I}^R : \text{LR}^N(\mathbb{R}^2) &\longrightarrow \pi_0(\text{LO}^N(\mathbb{R}^2)) \times \{-1, 1\}^N \\ L &\longmapsto (\text{N}^R(L), \text{Car}(L)). \end{aligned}$$

Proof. Let L and L' be reflexive polygonal chains in $\text{LR}^N(\mathbb{R}^2)$. If L and L' are in the same connected component, then we have $\text{N}^R(L) = \text{N}^R(L')$ and $\text{Car}(L) = \text{Car}(L')$ since N^R and Car are topological invariants by Proposition 3.5 and Proposition 3.9. Conversely, if we have $\text{N}^R(L) = \text{N}^R(L')$ and $\text{Car}(L) = \text{Car}(L')$ then L and L' are in the same connected component by Proposition 3.13. This shows that $\text{I}^R = (\text{N}^R \times \text{Car})$ is an exact topological invariant in the sense of Definition 1.1.

We then have $\pi_0(\text{LR}^N(\mathbb{R}^2)) \cong \text{Im}(\text{I}^R)$. To show the result, we now prove that the map I^R is surjective. Let $X_N \in \pi_0(\text{LO}^N(\mathbb{R}^2))$ and $S \in \{-1, 1\}^N$, then let $L \in \text{LO}^N(\mathbb{R}^2)$ such that $\text{N}^R(L) = X_N$ and choose the angles (θ_j) with $\theta_j = (B_L^\pm)_j$ if $S_j = \pm 1$, for $j \in \llbracket 1, N \rrbracket$. We then construct the reflexive polygonal chain $\tilde{L} = (L, (\theta_j))$ which satisfies $\text{I}^R(\tilde{L}) = (X_N, S)$. \square

²Let two paths $\alpha, \beta : [0, 1] \rightarrow X$ such that $\alpha(1) = \beta(0)$ with X a topological space. We denote by $\alpha \cdot \beta$ the path

$$t \mapsto \begin{cases} \alpha(2t) & \text{if } t \in [0, \frac{1}{2}], \\ \beta(2t - 1) & \text{if } t \in [\frac{1}{2}, 1]. \end{cases}$$

4 Polygonal beams

In this section, we improve the space $\text{LR}^N(\mathbb{R}^2)$ of reflexive polygonal chains by considering the more realistic space $\text{Faisc}^N(\mathbb{R}^2)$ of beams. The section splits in two subsections: subsection 4.1 studies the space $\text{Faisc}^N(\mathbb{R}^2)$ and subsection 4.2 considers $\text{Faisc}_{\text{Sym}}^N(\mathbb{R}^2)$ the quotient space by the symmetry group $\mathbb{Z}/2\mathbb{Z}$.

4.1 General case

In order to introduce the space $\text{Faisc}^N(\mathbb{R}^2)$ of obscuration-free and non-grazing beams, we start by introducing the space of primary beams.

Definition 4.1 (Primary beam). *Let $N \in \mathbb{N}^*$, an N -primary beam is the data*

$$\left((a_i)_{0 \leq i \leq N+1}, (b_i)_{0 \leq i \leq N+1} \right) \in \text{L}^N(\mathbb{R}^2) \times \text{L}^N(\mathbb{R}^2)$$

of two polygonal chains of \mathbb{R}^2 verifying the following assumptions:

- *for $1 \leq k \leq N$, $a_k \neq b_k$,*
- *$a_0 = b_0 = (-1, 0)$ and $a_{N+1} = b_{N+1}$,*
- *$c_1 = \frac{a_1 + b_1}{2} = (0, 0)$.*

In this definition, we exclude degenerate beams to ensure that the line $(a_0 c_1]$, representing the direction of the light source, is well-defined, and equal (without loss of generality) to the half-axis of negative y -values and that the mirrors $[a_k, b_k]$ have a positive length. The condition $a_{N+1} = b_{N+1}$ means that the beam is convergent at the focal plane. The segment $S_i = [a_i, b_i]$ for $1 \leq i \leq N$ denotes the i -th mirror and $S_{N+1} = \{a_{N+1}\}$ is the focal plane. We denote the space of N -primary beams $\text{FaiscP}^N(\mathbb{R}^2)$. The topology we consider is the classical topology induced by $(\mathbb{R}^2)^{2(N+2)}$ on $\text{FaiscP}^N(\mathbb{R}^2)$.

Definition 4.2 (The t -polygonal chain of a primary beam F). *Let F be an N -primary beam given by (a_i) and (b_i) . Let $t \in [0, 1]$, let us define s_t that depicts the direction of the source for the t -polygonal chain of F with $s_t = (1 - t)a_1 + tb_1 + a_0$.*

The t -polygonal chain P_t is then defined recursively as the N -polygonal chain $P_t = (P_i^t)_{0 \leq i \leq N+1}$ with:

$$P_i^t = \begin{cases} s_t & \text{if } i = 0, \\ (1 - t)a_1 + tb_1 & \text{if } i = 1, \\ (P_{i-1}^t, I_{i-1}^t) \cap [a_i, b_i] & \text{if } (a_{i-1}, a_i) \cap (b_{i-1}, b_i) \neq \emptyset, \\ (1 - \lambda_{i-1})a_i + \lambda_{i-1}b_i & \text{otherwise.} \end{cases} \quad \text{if } i \in \llbracket 2, N+1 \rrbracket$$

where $I_{i-1}^t = (a_{i-1}, a_i) \cap (b_{i-1}, b_i)$ when $(a_{i-1}, a_i) \cap (b_{i-1}, b_i) \neq \emptyset$ and λ_k ($1 \leq k \leq N$) is the real number between $[0, 1]$ such that $P_k^t = (1 - \lambda_k)a_k + \lambda_k b_k$.

We say that P_i^t is the i -th impact point of the t -polygonal chain.

Let us notice that the extremal t -polygonal chains of F are the polygonal chains (a_i) and (b_i) , that is to say $P_0 = (a_i)$ and $P_1 = (b_i)$. Thanks to Definition 4.2, we have a parametrization of t -polygonal chains

$$\begin{aligned} P : [0, 1] &\longrightarrow L^N(\mathbb{R}^2) \\ t &\longmapsto P_t \end{aligned}$$

that connects the two polygonal chains (a_i) and (b_i) .

Definition 4.3 (Ray of a t -polygonal chain). *Let us consider the t -polygonal chain P_t of the primary beam F (see Definition 4.2). We define for j in $\llbracket 0, N \rrbracket$, the j -th ray R_j^t of the t -polygonal chain as in Definition 2.1:*

$$R_j^t = \begin{cases} (P_0^t, P_1^t] & \text{if } j = 0, \\ [P_j^t, P_{j+1}^t] & \text{if } j \in \llbracket 1, N \rrbracket. \end{cases}$$

Definition 4.4 (Centered polygonal chain). *Let F be an N -primary beam given by the polygonal chains (a_i) and (b_i) . We define the application M as*

$$\begin{aligned} M : \text{FaiscP}^N(\mathbb{R}^2) &\longrightarrow L^N(\mathbb{R}^2) \\ F &\longmapsto P_{\frac{1}{2}} = \left(P_j^{\frac{1}{2}} \right)_{0 \leq j \leq N+1}. \end{aligned}$$

We say that $M(F)$ is the centered polygonal chain of F .

Definition 4.5 (Beam). *Let $N \in \mathbb{N}^*$, an N -beam F is an N -primary beam given by (a_i) and (b_i) , verifying the following assumptions:*

$$\forall j \in \llbracket 0, N \rrbracket \quad \forall t \in [0, 1] \quad \forall k \in \llbracket 1, N+1 \rrbracket \setminus \{j, j+1\} \quad R_j^t \cap S_k = \emptyset \quad (\text{Non-obscuration})$$

$$\begin{aligned} \forall i \in \llbracket 1, N \rrbracket \quad \text{sgn}((a_{i-1} - a_i) \cdot n_i) &= \text{sgn}((b_{i-1} - b_i) \cdot n_i) = \\ \text{sgn}((a_{i+1} - a_i) \cdot n_i) &= \text{sgn}((b_{i+1} - b_i) \cdot n_i) \neq 0 \end{aligned} \quad (\text{Reflexion})$$

where n_i is the unit normal vector of S_i and sgn the sign function.

We denote $\text{Faisc}^N(\mathbb{R}^2)$ the space of N -beams. The topology we consider is the topology induced by $(\mathbb{R}^2)^{2(N+2)}$. In Figure 1-(a), Definition 4.5 is depicted with the example of a 3-beam. Let us notice that it indeed respects the conditions of non-obscuration and reflexion.

Remark 4.6 (Reflexion). *The reflexion condition of a beam is equivalent to tell that the points a_{i-1} , b_{i-1} , a_{i+1} and b_{i+1} are in the same half-plane of boundary (a_i, b_i) . Then, the convex hull $\text{Conv}(a_{i-1}, b_{i-1}, a_{i+1}, b_{i+1})$ is in the same half-plane of boundary (a_i, b_i) .*

Remark 4.7. *We can show that the space of beams $\text{Faisc}^N(\mathbb{R}^2)$ is a semi-algebraic set since it expresses using only Euclidian geometry conditions which can be translated into polynomial inequalities.*

Lemma 4.8 (Property of t -polygonal chains of F). *Let $F \in \text{Faisc}^N(\mathbb{R}^2)$, every t -polygonal chain P_t of F (see Definition 4.2) belongs to $\text{LO}^N(\mathbb{R}^2)$ for t in $[0, 1]$.*

Proof. We will show the contraposition and we consider then that P_t (for t in $[0, 1]$) is a polygonal chain verifying ObscGraz of Definition 2.2. We then have two possibilities:

- L verifies obsc. There exists $0 \leq j \leq N$ and $1 \leq k \neq j, j+1 \leq N+1$ such that $P_j^t \cap c_k \neq \emptyset$ by (1). Thus, we have $R_j^t \cap S_k \neq \emptyset$ as $c_k \in S_k$. Hence, the non-obscurity condition is not verified and F is not a beam then.
- L verifies graz. There exists $1 \leq i \leq N$ such that P_i^t belongs to $[P_{i-1}^t, P_{i+1}^t]$. Therefore, we have $[P_{i-1}^t, P_{i+1}^t] \cap (a_i b_i) \neq \emptyset$ as P_i^t belongs to $[a_i, b_i]$. Thus, $\text{Conv}(a_{i-1}, b_{i-1}, a_{i+1}, b_{i+1})$ is not in the same half-plane of boundary $(a_i b_i)$, the reflexion condition is then not verified (Remark 4.6).

□

Remark 4.9. With Lemma 4.8, the application M defined in Definition 4.4 induces an application $\bar{M} : \text{Faisc}^N(\mathbb{R}^2) \rightarrow \text{LO}^N(\mathbb{R}^2)$ where $\bar{M} = M|_{\text{Faisc}^N(\mathbb{R}^2)}$. We denote this application M in the sequel by abuse of notation.

Def/Prop 4.10 (Application M_R). An N -beam F given by (a_i) and (b_i) induces a reflexive polygonal chain through the application:

$$M_R : \text{Faisc}^N(\mathbb{R}^2) \xrightarrow{(M,A)} \text{LR}^N(\mathbb{R}^2)$$

$$F \mapsto \left(M(F), (A(a_j - b_j))_{1 \leq j \leq N} \right)$$

where $M : \text{Faisc}^N(\mathbb{R}^2) \rightarrow \text{LO}^N(\mathbb{R}^2)$ is given by Remark 4.9 and $A : \mathbb{R}^2 \rightarrow \mathbb{R}/2\pi\mathbb{Z}$ is the angle function that returns the angle θ to $x \neq 0$ such that $x = r(\cos(\theta), \sin(\theta))$ for a unique $r > 0$.

Proof. We have that $M(F)$ belongs to $\text{LO}^N(\mathbb{R}^2)$ by Lemma 4.8. Moreover, as the beam F verifies the reflexion condition of beams, we have that $a_{j-1}, b_{j-1}, a_{j+1}$ and b_{j+1} are in the same half-plane of boundary (a_j, b_j) , by Remark 4.6, for j in $\llbracket 1, N \rrbracket$. This implies that points c_{j-1} and c_{j+1} are in the same half-plane with the boundary line passing through c_j with angle θ_j where we consider $(c_i) := M(F)$ and $(\theta_j) := (A(a_j - b_j))$. □

Definition 4.11 (Beam homotopy). Let us consider two N -beams F and F' given respectively by $((a_i), (b_i))$ and $((a'_i), (b'_i))$, we say that F and F' are homotopic if there exists an application

$$H : (\llbracket 0, N+1 \rrbracket \sqcup \llbracket 0, N+1 \rrbracket) \times [0, 1] \longrightarrow \mathbb{R}^2$$

$$\text{such that } \begin{cases} H(\cdot, 0) = F, \text{ that is to say } H(p_1(i), 0) = a_i \text{ and } H(p_2(i), 0) = b_i \\ H(\cdot, 1) = F' \\ H(\cdot, t) \in \text{Faisc}^N(\mathbb{R}^2) \text{ for all } t \text{ in } [0, 1] \end{cases}$$

where $p_1, p_2 : \llbracket 0, N+1 \rrbracket \longrightarrow \llbracket 0, N+1 \rrbracket \sqcup \llbracket 0, N+1 \rrbracket$ are the two canonical applications of the union. We denote $F \cong F'$ when F and F' are homotopic.

Let us notice that $F \cong F'$ is equivalent to the existence of a continuous path $\gamma : [0, 1] \rightarrow \text{Faisc}^N(\mathbb{R}^2)$ such that $\gamma(0) = F$ and $\gamma(1) = F'$.

Before giving the next proposition, we recall that a polygonal chain $(z_i)_{0 \leq i \leq N+1}$ in $\text{LO}^N(\mathbb{R}^2)$ has a nomenclature $N((z_i))$ which returns the connected component of $\text{LO}^N(\mathbb{R}^2)$ in which (z_i) belongs (see Definition 2.3 for more details).

Proposition 4.12. *Let F be an N -beam given by (a_i) and (b_i) , then $N((a_i)) = N((b_i))$, that is (a_i) and (b_i) are in the same connected component of $LO^N(\mathbb{R}^2)$. More generally, we have for t, t' in $[0, 1]$, $N(P_t) = N(P_{t'})$.*

Proof. We use the parametrization of rays $\tilde{P} : t \ni [0, 1] \mapsto P_t \in LO^N(\mathbb{R}^2)$ which is well defined by Lemma 4.8. Moreover, we have $\tilde{P}(0) = (a_i)$ and $\tilde{P}(1) = (b_i)$. So \tilde{P} is a path in $LO^N(\mathbb{R}^2)$ connecting (a_i) and (b_i) , they are then in the same connected component and we obtain $N((a_i)) = N((b_i))$. We also use the application \tilde{P} to show that $N(P_t) = N(P_{t'})$ with $t, t' \in [0, 1]$ by remarking that $\tilde{P}(t) = P_t$ and $\tilde{P}(t') = P_{t'}$; we then have a path between P_t and $P_{t'}$ in $LO^N(\mathbb{R}^2)$. \square

Definition 4.13 (N^F nomenclature). *We define the nomenclature N^F of the space of beams $\text{Faisc}^N(\mathbb{R}^2)$ as*

$$\begin{aligned} N^F : \text{Faisc}^N(\mathbb{R}^2) &\longrightarrow \pi_0(LO^N(\mathbb{R}^2)) \\ F &\longmapsto N(M(F)) \end{aligned}$$

where M is the application defined in Remark 4.9.

Proposition 4.12 tells us that the nomenclature of a beam does not depend on the chosen ray: we could as well take $N((a_i))$ or $N((b_i))$ instead of $N(M(F))$ since these nomenclatures are all the same. Thus, the N^F nomenclature is a well-defined notion for a beam.

Definition 4.14 (Characteristic of a beam: Car^F). *Let F be an N -beam. The characteristic of the beam F is defined by extension as*

$$\text{Car}^F(F) := \text{Car}(M_R(F)).$$

In Figure 6, we represent on the left the beam we had shown in Figure 1-(a) with the centered polygonal chain $M(F)$ added in blue in the figure. On the right, we then consider $M(F)$ only and we give the nomenclature of the beam as we represent the angles θ_j of $M_R(F)$ with arrows (in orange when $\theta_j \in (\mathcal{A}_L^+)_j$ and in green when $\theta_j \in (\mathcal{A}_L^-)_j$).

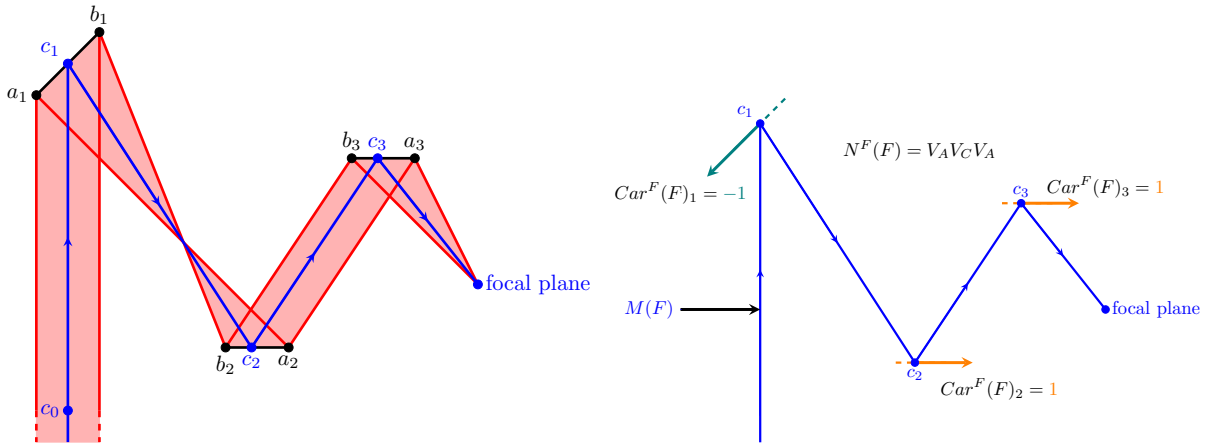


Figure 6: A beam F , its nomenclature and characteristic

So far, we have introduced the N^F nomenclature and Car^F characteristic. We use these two in the application I^F we now define in the following proposition.

Proposition 4.15 (Topological invariant: I^F). *Let F and F' be two beams in $\text{Faisc}^N(\mathbb{R}^2)$ such that $F \cong F'$, then $I^F(F) = I^F(F')$ where we define the application I^F as*

$$I^F := (N^F \times \text{Car}^F) : \text{Faisc}^N(\mathbb{R}^2) \longrightarrow \pi_0(\text{LO}^N(\mathbb{R}^2)) \times \{-1, 1\}^N$$

$$F \longmapsto (N^F(F), \text{Car}^F(F)).$$

Proof. Let us consider F and F' such that $F \cong F'$, then, there exists a path γ^F in $\text{Faisc}^N(\mathbb{R}^2)$ between F and F' . Consider now the function $M_R \circ \gamma^F : [0, 1] \rightarrow \text{LR}^N(\mathbb{R}^2)$ that connects $L := M_R(F)$ to $L' := M_R(F')$, we have $I^R(L) = I^R(L')$ since $I^R := (N^R \times \text{Car})$ is a topological invariant by Corollary 3.14. This means that we have $N^R(L) = N^R(L')$ and $\text{Car}(L) = \text{Car}(L')$, and we then find $N^F(F) = N^R(L) = N^R(L') = N^F(F')$ and $\text{Car}^F(F) = \text{Car}(L) = \text{Car}(L') = \text{Car}^F(F')$ and eventually $I^F(F) = I^F(F')$. \square

In the following part, we introduce definitions and results that we use in order to show Theorem 4.26 which shows that I^F is an exact invariant.

Definition 4.16 (P_l application). *We define the P_l application with parameter $l := ((l_j^a)_{1 \leq j \leq N}, (l_j^b)_{1 \leq j \leq N}) \in ((\mathbb{R}_*^+)^N)^2$ as*

$$P_l : \text{LR}^N(\mathbb{R}^2) \longrightarrow \text{FaiscP}^N(\mathbb{R}^2)$$

$$((c_i), (\theta_j)) \longmapsto ((a_i), (b_i))$$

with

$$(a_i, b_i) = \begin{cases} (c_i, c_i) & \text{if } i \in \{0, N+1\} \\ \left(c_i + l_i^a(\cos(\theta_i), \sin(\theta_i)), c_i - l_i^b(\cos(\theta_i), \sin(\theta_i)) \right) & \text{if } i \in \llbracket 1, N \rrbracket \end{cases}$$

Definition 4.17 (d_R function). *We introduce the continuous function d_R representing the minimal mirror-to-mirror distance for a reflexive polygonal chain*

$$d_R : \text{LR}^N(\mathbb{R}^2) \longrightarrow \mathbb{R}_*^+$$

$$((c_i), (\theta_j)) \longmapsto \min_{1 \leq i \leq N} \min \left(|(c_{i-1} - c_i) \cdot n(\theta_i)|, |(c_{i+1} - c_i) \cdot n(\theta_i)| \right)$$

where n is the function that gives the unit normal vector to an angle.

The terms $|(c_{i-1} - c_i) \cdot n(\theta_i)|$ that we use in order to define the application, represents the distance between the point c_{i-1} and the line $d(\theta_i)$ of direction θ_i and crossing c_i . In the same manner, $|(c_{i+1} - c_i) \cdot n(\theta_i)|$ is the distance between the point c_{i+1} and the line $d(\theta_i)$.

Proposition 4.18. *Let L be an N -reflexive polygonal chain given by $((c_i), (\theta_j))$ and $P_l(L)$ the primary beam given by $((a_i), (b_i))$ as stated in Definition 4.16. Assume*

$$K := \max_{1 \leq j \leq N} \max(l_j^a, l_j^b) < d_R(L),$$

then the reflexion condition of a beam (stated in Eq. (Reflexion)) is verified by F .

Proof. First of all, we have by definition of d_R

$$d(c_{i-1}, (a_i, b_i)) \geq d_R(L) \quad \text{and} \quad d(c_{i+1}, (a_i, b_i)) \geq d_R(L)$$

for all i in $\llbracket 1, N \rrbracket$, where for $x \in \mathbb{R}^2$ and $Y \subseteq \mathbb{R}^2$, we define $d(x, Y)$ as

$$d(x, Y) := \inf_{y \in Y} |x - y|$$

We indeed observe that $d(c_{i-1}, (a_i b_i)) = |(c_{i-1} - c_i) \cdot n(\theta_i)|$ and $d(c_{i+1}, (a_i b_i)) = |(c_{i+1} - c_i) \cdot n(\theta_i)|$. By Remark 4.6, the reflexion condition returns to verifying for some N -beam given by $((x_i), (y_i))$ if the points $x_{i-1}, y_{i-1}, x_{i+1}, y_{i+1}$ are in the same half-plane of boundary (x_i, y_i) for i in $\llbracket 1, N \rrbracket$. In our case, we have c_{i-1} and c_{i+1} in the same half-plane of boundary $d(\theta_i)$, the line produced by the angle θ_i as L is in $\text{LR}^N(\mathbb{R}^2)$. If we then take $K < d_R(L)$, we have $|a_{i-1} - c_{i-1}| = l_{i-1}^a < d_R(L)$ and $d(c_{i-1}, (a_i, b_i)) \geq d_R(L)$ for all i in $\llbracket 1, N \rrbracket$ and so a_{i-1} and c_{i-1} are in the same half-plane of boundary (a_i, b_i) . We can do the same reasoning with the couples of points (b_{i-1}, c_{i-1}) , (a_{i+1}, c_{i+1}) and (b_{i+1}, c_{i+1}) to show that they are in the same half-plane of boundary (a_i, b_i) . Thus, the points $a_{i-1}, b_{i-1}, a_{i+1}$ and b_{i+1} are in the same half-plane of boundary (a_i, b_i) and the reflexion condition is then verified. \square

Definition 4.19 (d_O function). We introduce the continuous function d_O representing the distance of the rays to the mirrors (not adjacent) for a reflexive polygonal chain

$$d_O : \text{LR}^N(\mathbb{R}^2) \longrightarrow \mathbb{R}_*^+ \\ ((c_i), (\theta_j)) \longmapsto \min_{0 \leq j \leq N} \min_{\substack{1 \leq k \leq N+1 \\ k \neq j, j+1}} d(c_k, R_j)$$

where $d(x, Y) = \inf_{y \in Y} |x - y|$ with $x \in \mathbb{R}^2$ and $Y \subseteq \mathbb{R}^2$ and where R_j is the j -th ray ray of the reflexive polygonal chain (see Definition 3.3).

Lemma 4.20. Let L be an N -reflexive polygonal chain given by $((c_i), (\theta_j))$ and $F := P_l(L)$, with $l = ((l_j^a, l_j^b))$, the primary beam given by $((a_i), (b_i))$. We have the following results:

$$1. \forall k \in \llbracket 1, N \rrbracket, \forall w \in S_k, |w - c_k| \leq \max(l_k^a, l_k^b) \text{ where } S_k = [a_k, b_k],$$

$$2. \forall j \in \llbracket 0, N \rrbracket, \forall t \in [0, 1], \forall z \in R_j^t \text{ (} t\text{-polygonal chain of } F \text{)}$$

$$\exists x \in R_j \text{ (} j\text{-th ray of } L \text{), such that } |z - x| \leq K$$

$$\text{with } K := \max_{1 \leq j \leq N} \max(l_j^a, l_j^b).$$

Proof. Result 1. comes directly from the definition of P_l .

We show result 2. by considering the set $X_j = \bigcup_{x \in R_j} B^f(x, K)$ with j fixed and where $B^f(x, K)$ is

the closed ball of center x and of radius K . We must show that all z in R_j^t belongs to X_j . We can assume without loss of generality that $c_j = (0, 0)$ and $c_{j+1} = (0, v)$ with $v > 0$ by using a translation and a rotation. The set X_j can then be rewritten as

$$X_j = \begin{cases} B^f(c_{j+1}, K) \cup ([C, D] + \mathbb{R}_y^-) & \text{if } j = 0 \\ B^f(c_j, K) \cup ABCD \cup B^f(c_{j+1}, K) & \text{if } j \in \llbracket 1, N \rrbracket \end{cases}$$

where $ABCD$ is the rectangle given by the points $A = (-K, 0)$, $B = (K, 0)$, $C = (K, v)$, $D = (-K, v)$ and $\mathbb{R}_y^- = \{(0, \tau) : \tau \in \mathbb{R}^-\}$. It is clear that the set X_j is convex from this description. We represent in Figure 7 the sets X_j with X_0 in (a), and the other cases in (b).

Let us consider the convex hull $E_j := \text{Conv}(a_j, b_j, a_{j+1}, b_{j+1})$, we obtain R_j^t included in E_j . Now, as $a_j, b_j, a_{j+1}, b_{j+1}$ belong to X_j (by result 1.) and that X_j is convex, we then have $E_j \subseteq X_j$ and $R_j^t \subseteq X_j$. \square

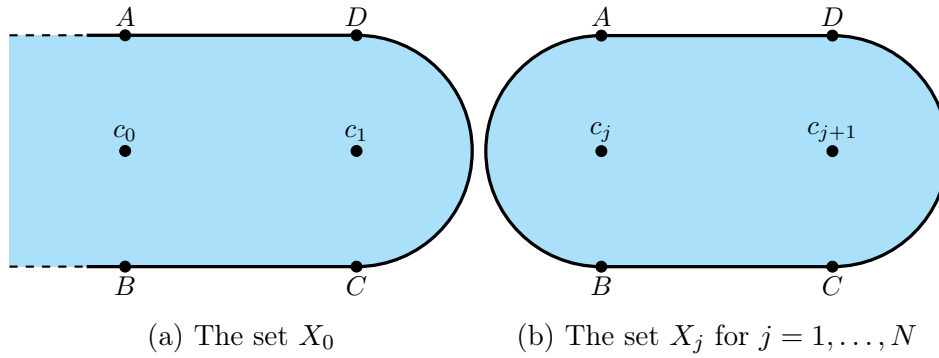


Figure 7

Proposition 4.21. *Let L be an N -reflexive polygonal chain given by $((c_i), (\theta_j))$ and $F := P_l(L)$ with $l = ((l_j^a, l_j^b))$, the primary beam given by $((a_i), (b_i))$. Assume*

$$K := \max_{1 \leq j \leq N} \max(l_j^a, l_j^b) < \frac{d_O(L)}{2},$$

then the Eq. (Non-obscuration) condition of a beam is verified by F .

Proof. Let us take w in $S_k = [a_k, b_k]$ and z in R_j^t with $0 \leq j \leq N$ and $1 \leq k \leq N+1$ such that $k \neq j, j+1$. By Lemma 4.20, we have $|w - c_k| \leq K$ and $|z - x| \leq K$ with x in the j -th ray R_j of L . Thus, we obtain

$$|z - w| \geq |x - c_k| - |z - x| - |w - c_k| \geq d_O(L) - K - K$$

since $|x - c_k| \geq d_O(L)$ by the definition of d_O . So we have $|z - w| \geq d_O(L) - 2K > 0$ by the hypothesis $K < \frac{d_O(L)}{2}$ and then the non-obscuration condition $S_k \cap R_j^t = \emptyset$ is verified. \square

Corollary 4.22. *Let L be an N -reflexive polygonal chain and F given by $P_l(L)$. Assume*

$$K := \max_{1 \leq j \leq N} \max(l_j^a, l_j^b) < \min\left(d_R(L), \frac{d_O(L)}{2}\right),$$

then F is a beam.

Proof. By Proposition 4.18 and Proposition 4.21, we have that F verifies the two necessary conditions to be a beam. \square

Proposition 4.23 (Homotopy with different parameters λ and μ). *Let L be an N -reflexive polygonal chain, $F := P_\lambda(L)$ and $F' := P_\mu(L)$ be two beams given respectively by $((a_i), (b_i))$ and $((a'_i), (b'_i))$, with respective parameters λ and μ such that*

$$K, K' < \min\left(d_R(L), \frac{d_O(L)}{2}\right)$$

with $K := \max_{1 \leq j \leq N} \max(\lambda_j^a, \lambda_j^b)$ and $K' := \max_{1 \leq j \leq N} \max(\mu_j^a, \mu_j^b)$, then $F \cong F'$.

Proof. Straightforward by defining the application $\gamma_{F, F'} : t \in [0, 1] \mapsto (1-t)F + tF' \in \text{FaiscP}^N(\mathbb{R}^2)$. By using that $\gamma_{F, F'}(t) = P_{(1-t)\lambda + t\mu}$ and Corollary 4.22 we obtain that $\gamma_{F, F'}([0, 1]) \in \text{Faisc}^N(\mathbb{R}^2)$ and eventually that F and F' are homotopic through $\gamma_{F, F'}$. \square

Def/Prop 4.24 (Subbeam). *Let F be an N -beam, we define the subbeam $F_\mu := (P_{t_a}, P_{t_b}) \in \text{Faisc}^N(\mathbb{R}^2)$ where $t_a = \frac{1-\mu}{2}$ and $t_b = \frac{1+\mu}{2}$ with parameter $0 < \mu \leq 1$ (see Definition 4.2).*

Proof. Let $F_\mu = ((a_i^\mu), (b_i^\mu))$, the reflexion condition is easily verified since $S_k^\mu = [a_k^\mu, b_k^\mu] \subset S_k = [a_k, b_k]$. Moreover, for all element $x \in R_{j,\mu}^t$ where $R_{j,\mu}^t$ is the j -th ray of the t -polygonal chain of F_μ , there exists ν in $[0, 1]$ such that x belongs to R_j^ν , with R_j^ν the j -th ray of the ν -polygonal chain of F . So we have $R_{j,\mu}^t \cap S_k = \emptyset$ (with $0 \leq j \leq N$ and $1 \leq k \leq N+1$ such that $k \neq j, j+1$) by the non-obscurtion condition of F . Thus, the non-obscurtion condition for F_μ is verified what ends the proof. \square

Let us notice that the beam F can be written as F_1 , the subbeam of F with parameter 1.

Corollary 4.25 (Homotopy of subbeams). *Let F be an N -beam and F_μ be a subbeam of F with parameter $0 < \mu \leq 1$. We introduce the application*

$$\begin{aligned} H_\mu^F : [0, 1] &\longrightarrow \text{Faisc}^N(\mathbb{R}^2) \\ t &\longmapsto F_{1+t(\mu-1)} \end{aligned}$$

connecting $F = F_1$ to F_μ . So, F and F_μ are homotopic.

Theorem 4.26. *Let F, F' be in $\text{Faisc}^N(\mathbb{R}^2)$ such that $I^F(F) = I^F(F')$, that is to say $N^F(F) = N^F(F')$ and $\text{Car}^F(F) = \text{Car}^F(F')$, then $F \cong F'$, or equivalently, F and F' are in the same connected component of $\text{Faisc}^N(\mathbb{R}^2)$.*

Proof. In order to show the theorem, we first focus on reflexive polygonal chains produced by the beams F and F' with the application $M_R : \text{Faisc}^N(\mathbb{R}^2) \rightarrow \text{LR}^N(\mathbb{R}^2)$. That is why we write $L := M_R(F)$ and $L' := M_R(F')$. As $N^R(L) = N^R(L')$ and $\text{Car}(L) = \text{Car}(L')$, we obtain by Proposition 3.13 a path $\gamma_R : [0, 1] \rightarrow \text{LR}^N(\mathbb{R}^2)$ such that $\gamma_R(0) = L$ and $\gamma_R(1) = L'$.

Let us come back now to the general case of beams. To rely on the case of reflexive polygonal chains, we will define an application $P^\varepsilon : B \rightarrow \text{FaiscP}^N(\mathbb{R}^2)$ with parameter $\varepsilon > 0$ with $B = \text{Im}(\gamma_R)$. We then define the application $P^\varepsilon : B \rightarrow \text{FaiscP}^N(\mathbb{R}^2)$ as P_{l_ε} (see Definition 4.16) with $l_\varepsilon = ((\varepsilon, \dots, \varepsilon), (\varepsilon, \dots, \varepsilon))$. Explicitly, P^ε is defined as

$$\begin{aligned} P^\varepsilon : B &\longrightarrow \text{FaiscP}^N(\mathbb{R}^2) \\ ((c_i), (\theta_j)) &\longmapsto ((a_i), (b_i)) \end{aligned}$$

with

$$(a_i, b_i) = \begin{cases} (c_i, c_i) & \text{if } i = 0, N+1, \\ (c_i + \varepsilon(\cos(\theta_i), \sin(\theta_i)), c_i - \varepsilon(\cos(\theta_i), \sin(\theta_i))) & \text{if } i \in \llbracket 1, N \rrbracket \end{cases}$$

We show there exists a parameter $\varepsilon > 0$ small enough such that $\text{Im}(P^\varepsilon) \subseteq \text{Faisc}^N(\mathbb{R}^2)$. We must then check the two conditions for a primary beam to be a beam. In the following steps, we verify one after the other the reflexion and non-obscurtion conditions of a beam:

- (Reflexion) Recall that we have $\gamma_R : [0, 1] \rightarrow \text{LR}^N(\mathbb{R}^2)$, the path between $L = M_R(F)$ and $L' = M_R(F')$. We now define $\tilde{d}_R = d_R \circ \gamma_R : [0, 1] \rightarrow \mathbb{R}_*^+$ that is continuous. As this function is continuous on a compact domain, the minimum of the function is reached and we write $m_R := \min_{t \in [0, 1]} \tilde{d}_R(t) > 0$. By taking $\varepsilon < m_R$, we have $P^\varepsilon(b)$ that verifies the reflexion condition of beams for all b in B by Proposition 4.18.

- (Non-obscuration) Let us now consider $\tilde{d}_O = d_O \circ \gamma_R : [0, 1] \longrightarrow \mathbb{R}_*^+$ and notice that \tilde{d}_O is continuous on a compact. Thus, the minimum of the function is reached and we write $m_O := \min_{t \in [0, 1]} \tilde{d}_O(t) > 0$. By taking $\varepsilon < \frac{m_O}{2}$, we have $P^\varepsilon(b)$ that verifies the non-obscuration condition of beams for all b in B by Proposition 4.21.

With the two steps above, we take $\varepsilon < \min\left(m_R, \frac{m_O}{2}\right)$ and we then have $P^\varepsilon(\gamma_R(t))$ in $\text{Faisc}^N(\mathbb{R}^2)$ for all t in $[0, 1]$. With the condition on ε , we obtain the function $P_{F^\varepsilon}^{(F')^\varepsilon} := P^\varepsilon \circ \gamma_R : [0, 1] \longrightarrow \text{Faisc}^N(\mathbb{R}^2)$ connecting $F^\varepsilon := P^\varepsilon(F)$ to $(F')^\varepsilon := P^\varepsilon(F')$.

Now we must show $F \cong F^\varepsilon$ and $F' \cong (F')^\varepsilon$ in order to get a beam homotopy between F and F' . We will show that F is homotopic to F^ε in two steps. In step 1, we show that F is homotopic to F_μ , subbeam of F with a good choice of μ for step 2 where we show that F_μ and F^ε are homotopic.

1. We write $((a_i^\mu), (b_i^\mu))$ for the subbeam F_μ of F . It can be rewritten in the form of $P_l(L)$ (we recall that $L = M_R(F)$) with $l_\mu = \left(((l_\mu)_j^a)_{1 \leq j \leq N}, ((l_\mu)_j^b)_{1 \leq j \leq N} \right)$ which is given explicitly by $(l_\mu)_j^a = \left| P_j^{\frac{1}{2}} - a_j^\mu \right|$ and $(l_\mu)_j^b = \left| P_j^{\frac{1}{2}} - b_j^\mu \right|$ with j in $\llbracket 1, N \rrbracket$ where $(P_i^{\frac{1}{2}})$ is the centered polygonal chain of F (see Definition 4.4).

In the next step, we will take μ in $]0, 1]$ low enough to get

$$K_\mu := \max_{1 \leq j \leq N} \max((l_\mu)_j^a, (l_\mu)_j^b) < \min\left(d_R(L), \frac{d_O(L)}{2}\right).$$

We consider now the H_μ^F from Corollary 4.25 connecting F to F_μ .

2. Thanks to the condition on μ considered in the previous step, we have $K_\mu < \min\left(d_R(L), \frac{d_O(L)}{2}\right)$ and we also have $\varepsilon < \min\left(d_R(L), \frac{d_O(L)}{2}\right)$, so we obtain by Proposition 4.23 the path $\gamma_{F_\mu, F^\varepsilon}$ between F_μ and F^ε .

Thus, we consider the concatenation of paths $P_F := H_\mu^F \cdot \gamma_{F_\mu, F^\varepsilon}$ (see footnote 2 for the concatenation of paths) and we have P_F which connects F to F^ε and so $F \cong F^\varepsilon$.

The same reasoning can be done with $(F')^\varepsilon$ and F' by considering F'_ν with an adapted ν . Thus, we obtain in the same manner a path $P^{F'}$ connecting $(F')^\varepsilon$ to F' . Finally, the path $P_F^{F'} := (P_F \cdot P_{F^\varepsilon}^{(F')^\varepsilon}) \cdot P^{F'}$ connects the beam F to the beam F' . \square

Corollary 4.27. *We have a characterization of the connected component of $\text{Faisc}^N(\mathbb{R}^2)$, we have:*

$$\pi_0(\text{Faisc}^N(\mathbb{R}^2)) \simeq \pi_0(\text{LO}^N(\mathbb{R}^2)) \times \{-1, 1\}^N$$

with the application

$$\begin{aligned} \text{I}^F : \text{Faisc}^N(\mathbb{R}^2) &\longrightarrow \pi_0(\text{LO}^N(\mathbb{R}^2)) \times \{-1, 1\}^N \\ F &\longmapsto (\text{N}^F(F), \text{Car}^F(F)) \end{aligned}$$

Proof. Let F, F' be beams in $\text{Faisc}^N(\mathbb{R}^2)$. If F and F' are in the same connected component, then we obtain $\text{I}^F(F) = \text{I}^F(F')$ by Proposition 4.15.

Reciprocally, if we have $\text{I}^F(F) = \text{I}^F(F')$ then F and F' are in the same connected component by Theorem 4.26.

So, we find

$$\pi_0(\text{Faisc}^N(\mathbb{R}^2)) \simeq \pi_0(\text{LO}^N(\mathbb{R}^2)) \times \{-1, 1\}^N$$

by noticing that I^F is a surjective application. \square

We have shown that I^F is an exact topological invariant according to Definition 1.1.

4.2 Symmetrical case

In subsection 4.1, we have defined a beam F as the data of two polygonal chains $((a_i), (b_i))$. If we consider now the beam F' defined as $((b_i), (a_i))$, we obtain two different beams which have nevertheless the same geometry when we represent them: the order does not have an influence on the interpretation of the beam. That is why we introduce in this subsection the space of symmetrical beams $\text{Faisc}_{\text{Sym}}^N(\mathbb{R}^2)$; the beams F and F' then produce the same symmetrical beam.

Definition 4.28 (Symmetrical beams). *The discrete group $G = \mathbb{Z}/2\mathbb{Z}$ acts continuously on the space of beams $\text{Faisc}^N(\mathbb{R}^2)$ by taking the action*

$$\begin{aligned} 0 \cdot ((a_i), (b_i)) &= ((a_i), (b_i)) \\ 1 \cdot ((a_i), (b_i)) &= ((b_i), (a_i)) \end{aligned}$$

where $\mathbb{Z}/2\mathbb{Z}$ has two elements, 0 (identity element) and 1, with $1 + 1 = 0$ and where $((a_i), (b_i))$ is a beam.

We then define the space of symmetrical beams $\text{Faisc}_{\text{Sym}}^N(\mathbb{R}^2)$ as

$$\text{Faisc}_{\text{Sym}}^N(\mathbb{R}^2) = G \backslash \text{Faisc}^N(\mathbb{R}^2).$$

The orbit O_F of an N -beam F given by $((a_i), (b_i))$ with the action of G has two elements

$$O_F = \{F, F^{\text{inv}}\}$$

with $F^{\text{inv}} = ((b_i), (a_i))$ that we call the inverse beam of F . The inverse beam is indeed different from F since $a_1 \neq b_1$ (condition on the beams). Let us introduce the signature of a beam in $\text{Faisc}_{\text{Sym}}^N(\mathbb{R}^2)$:

Definition 4.29 (Signature). *Let us define the signature application as*

$$\begin{aligned} \text{sign}^F : \text{Faisc}^N(\mathbb{R}^2) &\longrightarrow \{-1, 1\}^{N-1} \\ F &\longmapsto \text{sign}^F(F) \end{aligned}$$

with

$$\text{sign}^F(F)_k = \begin{cases} 1 & \text{if } \text{Car}^F(F)_k \text{ and } \text{Car}^F(F)_{k+1} \text{ have the same sign,} \\ -1 & \text{otherwise} \end{cases}$$

for $1 \leq k \leq N - 1$.

We then define a topological invariant $I^S := (N^S \times \text{sign}^S)$ for $\text{Faisc}_{\text{Sym}}^N(\mathbb{R}^2)$ which is the conjunction of the two following invariants:

- the N^S application that comes from N^F ,
- the sign^S application that comes from sign^F (see Definition 4.29). We cannot indeed use the characteristic as an invariant since we have $\text{Car}^F(F) = -\text{Car}^F(F')$ but we have $\text{sign}^F(F) = \text{sign}^F(F')$,

through the quotient application $\pi_S : \text{Faisc}^N(\mathbb{R}^2) \rightarrow \text{Faisc}_{\text{Sym}}^N(\mathbb{R}^2)$. Then it is straightforward to show that the invariant I^S is exact with

Theorem 4.30. *Let $\mathcal{F}, \mathcal{F}'$ be in $\text{Faisc}_{\text{Sym}}^N(\mathbb{R}^2)$ such that $I^S(\mathcal{F}) = I^S(\mathcal{F}')$, which means $N^S(\mathcal{F}) = N^S(\mathcal{F}')$ and $\text{sign}^S(\mathcal{F}) = \text{sign}^S(\mathcal{F}')$, then \mathcal{F} and \mathcal{F}' are in the same connected component of $\text{Faisc}_{\text{Sym}}^N(\mathbb{R}^2)$.*

5 Application

It has been shown that the connected components of the set of non-obscuring solutions that satisfy a reflection condition are characterized by the invariant outlined in Theorem 4.26 and Theorem 4.30. By comparing this invariant with that presented in [5], which is related to the set of three-mirror telescope solutions defined by polynomial equations corresponding to first-order optical conditions, it becomes evident that the orientation of the mirrors is a shared characteristic. As noted in [5], by incorporating information about the signs of the curvatures, we derive a new invariant for this paired model that we refer to as *on-off*. It is worth noticing that this invariant is quite practical for optical designers in classifying first-order obscuration-free solutions during the exploratory process.

Let us clarify the connection with [5] in more detail. We define the *magnifications* $(\Omega_k)_{1 \leq k \leq N-1}$ of a beam F as follows:

$$\Omega_k = \text{sign}(F)_k \times \frac{|b_{k+1} - a_{k+1}|}{|b_k - a_k|}. \quad (2)$$

The magnifications, together with the entrance pupil diameter (which corresponds to the data of $|a_1 - b_1|$), completely determine the polygonal chain (b_i) such that the condition in (2) holds true. Furthermore, from Corollary 4.22, we know that there exists a subbeam F_μ with $0 < \mu < 1$ that is sufficiently small such that F_μ qualifies as a beam (see Def/Prop 4.24). Hence, let us examine a polygonal chain $L := (a_i)$. We can compute the signed distances, defined as $d_k = (-1)^k |a_{k+1} - a_k|$ for $k = 1, \dots, N$. Following the approach in [5], for $N = 3$ mirrors in the codimensional 2 focal case, we consider the set

$$E_{on} = \{x = (d_1, d_2, d_3, \Omega_1, \Omega_2) \in \mathbb{R}^5 \mid (f_1(x) = 0) \wedge (f_2(x) = 0) \wedge \mathcal{C}(x)\},$$

composed of the real solutions to the two first-order polynomial equations known as the *focal* equation ($f_1 = 0$) and the *Petzval* equation ($f_2 = 0$), subject to a non-degeneracy constraint $\mathcal{C}(x) = \bigwedge_{k=1}^3 [(-1)^k d_k > 0] \wedge (c_k(x) \neq 0)$ where $c_k(x)$ is the curvature of the k -th mirror. It is shown in [5] that for a given sequence of distances (d_1, d_2, d_3) and a focal value $f \in \{-1, 1\}$, there exist two solutions if and only if a discriminant, which depends on these distances, is positive. Therefore, let (d_1, d_2, d_3) and a focal $f \in \{-1, 1\}$. If the discriminant derived from L is positive or zero, we obtain two solutions in (Ω_1, Ω_2) along with an on-axis nomenclature that encodes the signs of the magnifications corresponding to sign^S and the curvatures of the mirrors. For instance, the designation *PP101* signifies that the first and second magnifications are positive, the first mirror is convex, the second mirror is concave, and the last mirror is convex. In optical terminology, a configuration referred to as *PP101* (or more accurately its anastigmat version, which is an optical configuration that also eliminates third-order aberrations by selecting appropriate conicity values) corresponds to a Korsch telescope. This type of telescope is frequently utilized in space observation missions (e.g., Euclid, James Webb, etc.).

To numerically illustrate the distribution of paired *on-off* axis topological invariants for three-mirror focal obscuration-free telescopes (that are in E_{on} and in the space of obscuration-free polygonal chains), we sample N polygonal chains $(a_i) \in \text{LO}^3(\mathbb{R}^2)$ from a uniform distribution. This sampling verifies the following conditions: $a_0 = (0, 0)$, $a_1 = (0, r)$, a_2 is chosen from the range $[0, r] \times [-r, r]$, and both a_3 and a_4 are selected from the square defined by $[-r, r]^2$ for $r > 0$. According to [5], all projections of the connected components of E_{on} onto the distance space (d_1, d_2, d_3) intersect the hyper-rectangle $[-1, 0] \times [0, 1] \times [-1, 0]$. Therefore, we set $r = 1.3$ and $N = 3 \times 10^6$ to ensure that there is a non-zero probability of obtaining at least one point in each component of E_{on} . In Figure 8, we illustrate the distribution of optical systems based on their on-off axis nomenclature within the space defined by $(a_2, a_3, a_4) \in ([0, r] \times [-r, r]) \times [-r, r]^2 \times [-r, r]^2$. For

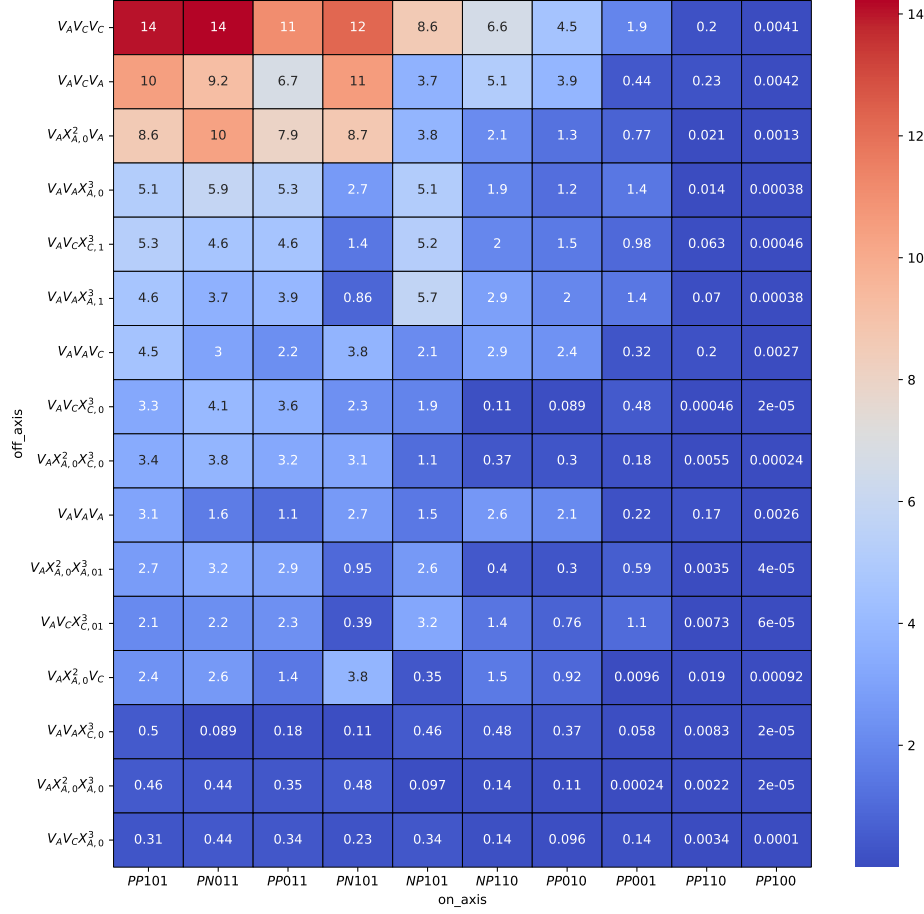


Figure 8: *On-off* axis topological invariants repartition estimation for $N = 3$ mirrors in the space of polygonal chains contained in an hyper rectangle of length $2.6 \times \text{focal}$.

example, for a given focal $f \in \{-1, 1\}$, there is 14 percent of chance to get the configuration $PP101 - V_A V_C V_C$ and the configuration $PN011 - V_A V_C V_C$ while there is only 4.10^{-5} percent of chance to get a $PP100 - V_A X_{A,0}^2 X_{A,01}^3$ configuration. This numerical examples show that there are at least 160 connected components in the paired space. Figure 9 illustrates one represent of 5 different on-off axis classes. For details on the names we refer to [5, 1]. While we cannot definitively answer whether this new invariant is exact for the paired model, the work presented here is a step further in that direction.

Conclusion and prospects

In this paper, we have extended the investigation of the connected components of the set of polygonal chains $\text{LO}^N(\mathbb{R}^2)$, conducted in a previous work [1], to the connected components of the set of polygonal beams $\text{Faisc}^N(\mathbb{R}^2)$. Specifically, we demonstrate that an exact topological invariant can be obtained by incorporating the orientations of the mirrors alongside the one used to characterize the connected components of the set of polygonal chains. We finally deduce an exact topological invariant for the quotient space $\text{Faisc}_{\text{Sym}}^N(\mathbb{R}^2)$ obtained by the left action of the group $\mathbb{Z}/2\mathbb{Z}$ on $\text{Faisc}^N(\mathbb{R}^2)$. By combining this with the signs of the curvatures of the mirrors, we illustrate the distribution of the various topological names obtained in the context of three-mirror




Figure 9: Different classes of three mirrors obscuration-free first-order controlled telescopes.

focal telescopes constrained by first-order optical polynomial equations [5]. For this paired model, we conjecture that there are 160 connected components. Future work will focus on providing a mathematical proof for this statement.

References

- [1] B. AYMARD, A. DELAHAYE, AND A. DROGOUL, *An original classification of obscuration-free telescopes designs unfolded in two dimensions*, 2025, <https://arxiv.org/abs/2501.04748>, <https://arxiv.org/abs/2501.04748>.
- [2] S. BASU, *Algorithms in real algebraic geometry: A survey*, 2014, <https://arxiv.org/abs/1409.1534>.
- [3] S. BASU, R. POLLACK, AND M.-F. ROY, *Algorithms in Real Algebraic Geometry*, vol. 10, 2016.
- [4] J. CAPCO, M. S. E. DIN, AND J. SCHICHO, *Robots, computer algebra and eight connected components*, in Proceedings of the 45th International Symposium on Symbolic and Algebraic

- Computation, ISSAC '20, New York, NY, USA, 2020, Association for Computing Machinery, p. 62–69, <https://doi.org/10.1145/3373207.3404048>, <https://doi.org/10.1145/3373207.3404048>.
- [5] A. DROGOUL, *A certified classification of first-order controlled coaxial telescopes*, 2025, <https://arxiv.org/abs/2412.11546>, <https://arxiv.org/abs/2412.11546>.
 - [6] A. HATCHER, *Algebraic topology*, Cambridge University Press, Cambridge, 2002.
 - [7] J. C. PAPA, J. M. HOWARD, AND J. P. ROLLAND, *Survey of the four-mirror freeform imager solution space*, Opt. Express, 29 (2021), pp. 41534–41551, <https://doi.org/10.1364/OE.442943>, <https://opg.optica.org/oe/abstract.cfm?URI=oe-29-25-41534>.
 - [8] R. PRÉBET, M. S. E. DIN, AND ÉRIC SCHOIST, *Computing roadmaps in unbounded smooth real algebraic sets i: connectivity results*, 2023, <https://arxiv.org/abs/2203.03961>.
 - [9] B. D. STONE AND G. W. FORBES, *Illustration of second-order design methods: global merit function plots for a class of projection systems*, J. Opt. Soc. Am. A, 11 (1994), pp. 3308–3321, <https://doi.org/10.1364/JOSAA.11.003308>, <https://opg.optica.org/josaa/abstract.cfm?URI=josaa-11-12-3308>.
 - [10] I. TRUMPER, A. Q. ANDERSON, J. M. HOWARD, G. WEST, AND D. W. KIM, *Design form classification of two-mirror unobstructed freeform telescopes*, Optical Engineering, 59 (2020), 025105, p. 025105, <https://doi.org/10.1117/1.0E.59.2.025105>.
 - [11] B. ZHANG, G. JIN, AND J. ZHU, *Towards automatic freeform optics design: coarse and fine search of the three-mirror solution space*, Light: Science and Applications, 56 (2021).