

# Reinforcement Learning for Individual Optimal Policy from Heterogeneous Data<sup>\*</sup>

Rui Miao<sup>†</sup>, Babak Shahbaba<sup>‡</sup>, Annie Qu<sup>§</sup>

## Abstract

Offline reinforcement learning (RL) aims to find optimal policies in dynamic environments in order to maximize the expected total rewards by leveraging pre-collected data. Learning from heterogeneous data is one of the fundamental challenges in offline RL. Traditional methods focus on learning an optimal policy for all individuals with pre-collected data from a single episode or homogeneous batch episodes, and thus, may result in a suboptimal policy for a heterogeneous population. In this paper, we propose an individualized offline policy optimization framework for heterogeneous time-stationary Markov decision processes (MDPs). The proposed heterogeneous model with individual latent variables enables us to efficiently estimate the individual Q-functions, and our Penalized Pessimistic Personalized Policy Learning (P4L) algorithm guarantees a fast rate on the average regret under a weak partial coverage assumption on behavior policies. In addition, our simulation studies and a real data application demonstrate the superior numerical performance of the proposed method compared with existing methods.

*Keywords:* Dynamic treatment regime, Heterogenous data, Markov decision process, Precision learning

---

<sup>\*</sup>The content is solely the responsibility of the authors and does not necessarily represent the official views of the National Institutes of Health.

<sup>†</sup>National Heart, Lung, and Blood Institute

<sup>‡</sup>University of California, Irvine

<sup>§</sup>University of California, Irvine

# 1 Introduction

Reinforcement learning (RL) has emerged as a powerful tool for numerous decision-making problems in variety of domains, including healthcare, robotics, gaming and pricing strategy. In practice, however, different individuals can exhibit substantial variations in their behaviors and responses to different actions, together with other individual features, leading to high population heterogeneity. Ignoring the resulting heterogeneity can lead to suboptimal policies [Chen et al., 2022, Hu et al., 2022], especially for some individuals who are under-represented, disadvantaged or vulnerable in the population; for example, this could lead to health disparities for populations living in rural areas. The commonly used RL algorithms [e.g., Munos, 2003, Mnih et al., 2015, Haarnoja et al., 2018, Lockett et al., 2019, Chen et al., 2021] assume the environment is stationary and homogeneous for all individuals, which may not hold in general. Therefore, there is a growing need to develop RL methods which can learn individualized policies to account for populational heterogeneity.

Recently, several RL methods for heterogeneous data have been developed to address the suboptimality of learning policy with a homogeneity assumption. Specifically, PerSim [Agarwal et al., 2021] learns personalized simulators by assuming a low rank tensor structure of latent factors for each individual, state, and action. However, it requires a finite state space to find an optimal policy based on the learned personalized environment. Chen et al. [2022] introduce heterogeneity only on the reward function, where the Q-functions and groups are learned simultaneously, and the policies are updated groupwise. However, individual policies are learned within a group, and information borrowing among groups is ignored. Hu et al. [2022] learn the warm-up groupwise policies from the last period of stationary episodes based on change-point detection. However, the methods of Chen et al. [2022] and Hu et al. [2022] can only make use of information within the learned population groups, hence sample efficiency is not fully utilized. Meta-reinforcement learning (meta-RL) aims to learn a policy that can maximize the reward of any task from a distribution of heterogeneous tasks [Beck et al., 2023, Mitchell et al., 2021, Zhang and Wang, 2021]. However, existing meta-RL methods typically require the collection of millions of interactions with environments with

different tasks during meta-training online or more pre-collected training data. In addition, theoretical understanding of offline meta-RL remains limited. For a single decision point, evaluating the heterogeneous treatment effect (HTE) is inevitable for learning personalized treatment regimes. Existing works mainly estimate HTE with panel or non-panel data [Athey and Imbens, 2015, Shalit et al., 2017, Wager and Athey, 2018, Künzel et al., 2019, Nie and Wager, 2021, Shen et al., 2022, and references therein]. Our goal is to develop a single task RL method with offline data from individuals having heterogeneous treatment effects and transactions.

The problem we intend to solve has an element in between the meta-RL and HTE. More specifically, we aim to solve an offline reinforcement learning (RL) problem under populational heterogeneity, where we learn subject-specific policies based on offline datasets collected a priori. One challenge of the populational heterogeneity in offline RL is that each subject may have different state-action transitions with different immediate rewards. As a result, existing batch RL methods assuming subject homogeneity, aiming to learn a common optimal policy for all subjects, may suffer from biased and inconsistent estimation of subject-specific value functions; and consequently, only sub-optimal policies can be learned. However, directly applying batch RL methods to detected homogeneous clusters of trajectories [Chen et al., 2022, Hu et al., 2022] diminishes sample efficiency, as cross-subject information is not incorporated in policy learning. More importantly, the coverage assumption becomes less feasible for a specific homogeneous subgroup rather than for the entire population. In addition, since the offline data follow some fixed behavior policies, and we cannot interact with the environments of the subjects to collect more data to evaluate the policies, this may result in a distributional shift between the behavior policies and the optimal ones [Levine et al., 2020]. The distributional shift increases the estimation error in evaluating the value of behavior policies, and hence causes suboptimality in learning optimal individual policies.

To tackle the above challenges, in this paper we propose a novel heterogeneous latent variable model with a penalized pessimistic policy learning approach to learn optimal individual policies simultaneously. Importantly, our method only relies on a partial coverage assump-

tion that the grand average visitation probability of the batch data from all individuals can cover the discounted visitation probability induced by the target policy for each individual. While directly applying the RL method for an individual episode requires that the visitations of state-action from an individual episode should cover the visitation probability induced by the target policy. This is an unrealistic assumption and could prevent us from borrowing information from other individuals in the population. By introducing a model of the shared structure of the Q-function and policy with individual latent variables, which captures heterogeneous individual information, we could efficiently utilize the aggregated data from all individual episodes for off-policy evaluation.

In addition, the proposed heterogeneous latent variable model allows us to simultaneously learn optimal policies for all individuals, instead of learning optimal policy for each estimated homogeneous cluster, respectively [Chen et al., 2022, Hu et al., 2022]. To further weaken the coverage assumption for offline RL, we adopt the pessimism concept and establish a policy optimization algorithm to find the optimal policy structure with individual latent variables, and aim to maximize the overall value estimated by the most pessimistic policy evaluator from an uncertainty set of Q function candidates. With a proper uncertainty level, we only require a partial coverage assumption for the optimal policies.

By introducing multi-centroid penalties on latent variables, we could encourage individuals from the same subgroup to have similar latent variables and hence similar optimal policies. Theoretically, we show that the penalized estimators of optimal policies with unknown subgroup information are asymptotically as good as oracle estimators when the subgroup information is known. Their regrets are upper bounded by a rate near the square root of the number of transitions from heterogeneous data. To resolve the computational burden introduced by the constraints of the uncertainty set, we propose to solve a Lagrangian dual problem which can also obtain the same rate of the upper bound of regret, under an additional assumption on the convexity of the space of the Q-function.

In practice, our method can be applied to learning optimal individual policies for the same task, but with heterogeneous time-stationary environments. We remark that the time-

stationarity and Markovianity can be ensured by concatenating multiple decision points and adding auxiliary variables (e.g., time stamps) into the state. Therefore, the proposed method is also applicable for tasks with rapidly changing environments, for example, critical care. In addition, the theoretical properties established in our penalized estimation method guarantee that our method is applicable when the number of individuals is small but the length of each trajectory is large, which is common in mobile health applications.

The rest of the paper is organized as follows. In Section 2, we briefly introduce the discrete-time time-stationary heterogeneous MDP and the problem formulations. Then we formally introduce the proposed method for policy optimization with heterogeneous batch data in Section 3. Theoretical analysis on the regret of policy learned by the proposed algorithm is given in Section 4. In Section 5, we further illustrate the implementation details. Sections 6 and 7 demonstrate the numerical performance of our method with simulation studies and a real data application. Section 8 concludes this paper.

## 2 Preliminaries

In this section, we provide notations and frameworks for the Markov decision processes. In addition, we provide several important concepts and properties associated with MDPs, which will be used as building blocks for the proposed method.

### 2.1 Notations

We denote the index set  $[N] = \{1, \dots, n\}$ . For an index set  $\mathcal{G} \subseteq \mathbb{N}$ , we denote its cardinality by  $|\mathcal{G}|$ . For sequences  $\{\varpi_n\}$  and  $\{\theta_n\}$ , we use  $\varpi_n \gtrsim \theta_n$  to denote that  $\varpi_n \geq c\theta_n$  for some constant  $c > 0$ , and  $\varpi_n \lesssim \theta_n$  to denote that  $\varpi_n \leq c'\theta_n$  for some constant  $c' > 0$ . For two measures  $\nu$  and  $\mu$ , we use  $\nu \ll \mu$  to denote that  $\nu$  is absolutely continuous with respect to  $\mu$ . In addition, we use  $(S^i, A^i, R^i, S_+^i)$  or  $(S^i, A^i, S_+^i)$  to denote a transition tuple (state, action, reward, next state) or (state, action, next state) in the trajectory of subject  $i$  for any decision time  $t$ .

## 2.2 Frameworks

Reinforcement learning is a technique that solves sequential decision making problems for agents in some unknown environments. The observed data can be summarized in sequences of state-action-reward tuples over decision time. At each decision time  $t \geq 0$ , the agent  $i \in [N]$  observes the current state  $S_t^i \in \mathcal{S}$  from the environment, where the state space  $\mathcal{S} \subseteq \mathbb{R}^{d_s}$ . Based on the observed history, a decision  $A_t^i$  is selected from the action space  $\mathcal{A}$ , which is assumed to be a discrete set of size  $|\mathcal{A}|$  in this paper. The environment then provides an immediate reward  $R_t^i \in \mathbb{R}$  to the agent and moves forward to the next state  $S_{t+1}^i$ .

The policy  $\pi^i = \{\pi_t^i\}_{t \geq 0}$  for agent  $i \in [N]$  is a set of probability distributions on the action space  $\mathcal{A}$ , which determines the behavior of the agent. In this work, we focus on the time-invariant policy, i.e.,  $\pi_0^i = \dots = \pi_t^i = \dots$ , for each  $i \in [N]$ , respectively. For each policy  $\pi^i$ , we define the Q-function to measure the expected discounted cumulative reward for the agent  $i$  starting from any state-action pair  $(s, a) \in \mathcal{S} \times \mathcal{A}$ , denoted by

$$Q_{\pi^i}^i(s, a) = \mathbb{E}^{\pi^i} \left\{ \sum_{t=0}^{\infty} \gamma^t R_t^i \mid S_0^i = s, A_0^i = a \right\}; \quad (1)$$

where the expectation  $\mathbb{E}^{\pi^i}$  is taken by assuming that the agent  $i$  selects actions according to the policy  $\pi^i$ , and  $\gamma \in [0, 1)$  is the discounted factor for balancing the short-term and long-term rewards. For example, a myopic value function (with  $\gamma = 0$ ) only cares about immediate reward, which is typically adopted in contextual bandit problems where the current state is independent of history.

To evaluate the overall performance of a policy  $\pi^i$  for individual  $i$ , we define the value of  $\pi^i$  by

$$J^i(\pi^i) = (1 - \gamma) \mathbb{E}_{S_0^i \sim \nu^i} Q_{\pi^i}^i(S_0^i, \pi^i(S_0^i)), \quad (2)$$

for some given distribution  $\nu^i$  of the initial state  $S_0^i$ . Here we define  $Q(s, \pi(s)) = \sum_{a \in \mathcal{A}} Q(s, a) \times \pi(a \mid s)$  for any policy  $\pi$  and function  $Q$  defined over  $\mathcal{S} \times \mathcal{A}$ . The objective of individualized

policy optimization is to find an in-class policy

$$\pi_*^i \in \arg \max_{\pi^i \in \Pi} J^i(\pi^i), \quad (3)$$

which optimizes the value for each individual  $i \in [N]$ . In this work, we focus on optimizing the values of policies for a shared distribution  $\nu$  of the initial states for every individual, i.e.,  $\nu_i = \nu$  for all  $i \in [N]$ . Making decisions tailored for each individual is critical in many applications. For example, in mobile health, we only consider applying some treatment regimes once the state of an individual reaches a certain range of risk.

To formalize the framework, we adopt heterogeneous time-stationary Markov decision processes [MDPs, [Puterman, 2014](#)] to model the data generating processes for different agents. Specifically, for each individual  $i \in [N]$ , the episode  $\{(S_t^i, A_t^i, R_t^i)\}_{t \geq 0}$  follows an MDP  $\mathcal{M}^{(i)} = \{\mathcal{S}, \mathcal{A}, \mathbb{P}^i, r^i, \gamma\}$ , which satisfies the standard conditions in [Assumption 1](#) below.

**Assumption 1** (Standard Conditions). The following statements hold for MDPs  $\{\mathcal{M}^{(i)}\}_{i \in [N]}$ .

- (a) There exists a time-invariant transition kernel  $\mathbb{P}^i$  such that for any  $t \geq 0$ ,  $s \in \mathcal{S}$ ,  $a \in \mathcal{A}$  and  $F \in \mathcal{B}(\mathcal{S})$ ,

$$\Pr \left( S_{t+1}^i \in F \mid S_t^i = s, A_t^i = a, \{S_j^i, A_j^i, R_j^i\}_{0 \leq j < t} \right) = \mathbb{P}^i(S_{t+1}^i \in F \mid S_t^i = s, A_t^i = a),$$

where  $\mathcal{B}(\mathcal{S})$  is the collection of Borel subsets of  $\mathcal{S}$  and  $\{S_j^i, A_j^i, R_j^i\}_{0 \leq j < t} = \emptyset$  if  $t = 0$ .

- (b) There exists a reward function such that  $\mathbb{E}[R_t^i \mid S_t^i, A_t^i, \{S_{t'}^i, A_{t'}^i, R_{t'}^i\}_{0 \leq t' < t}] = r^i(S_t^i, A_t^i)$  for any  $t \geq 0$ . Without loss of generality, suppose that  $\|r^{(i)}\|_\infty \leq R_{\max}$  for all  $i \in [N]$ .
- (c) The batch data  $\{(S_t^i, A_t^i, R_t^i, S_{t+1}^i)\}_{0 \leq t < T_i}$  for subject  $i$  are generated by a stationary behavior policy  $\pi_b^i : \mathcal{S} \times \mathcal{A} \rightarrow \Delta(\mathcal{A})$ , which is a mapping from state-action space  $\mathcal{S} \times \mathcal{A}$  to the probability simplex on action space  $\mathcal{A}$ . To simplify notations, we assume a balanced dataset with  $T_i = T$  here. In case of unbalanced data, the proposed method can be extended without much difficulty.

Assumption 1 is standard in the RL literature for homogeneous MDP, whereas in our heterogeneous setting, the stationary transition kernels  $\mathbb{P}^i$  are allowed to be different among individuals. The uniformly bounded assumption on the immediate reward  $R_t^i$  is used to simplify the technical proofs but can be relaxed by imposing some higher-order moment condition on  $R_t^i$  instead. In addition, Assumption 1 guarantees that there exists an optimal policy  $\pi_*^i$  for each MDP  $\mathcal{M}^{(i)}$  and  $\pi_*^i$  is stationary [see, e.g., Puterman, 2014, Section 6.2]. Therefore, we focus on the optimizing stationary policy  $\pi^i$  for each individual  $i$  in some pre-specified policy class  $\Pi$ . Some commonly used policy classes include linear decision functions, decision trees and neural networks.

We define the MDP induced probability measures, followed by an important property in Lemma 1, which is a building block for our method. For each MDP  $\mathcal{M}^{(i)}$ , we further introduce the discounted visitation probability measure over  $\mathcal{S} \times \mathcal{A}$  induced by a policy  $\pi^i$  as follows:

$$d_{\pi^i}^i = (1 - \gamma) \sum_{t=0}^{\infty} \gamma^t p_{\pi^i, t}^i, \quad (4)$$

where  $p_{\pi^i, t}^i$  is the marginal probability measure of  $(S_t^i, A_t^i)$  induced by the policy  $\pi^i$  with the initial state distribution  $\nu$ . Similarly, we define the average visitation probability across  $T$  decision points as

$$\bar{d}^i = \frac{1}{T} \sum_{t=0}^{T-1} p_{\pi_b^i, t}^i, \quad (5)$$

where  $p_{\pi_b^i, t}^i$  is the marginal probability measure of  $(S_t^i, A_t^i)$  induced by the behavior policy  $\pi_b^i$ . The corresponding expectation is denoted by  $\bar{\mathbb{E}}^i$ . The grand average visitation probability over all MDPs across  $T$  decision points is defined by  $\bar{d} = N^{-1} \sum_{i \in [N]} \bar{d}^i$  with corresponding expectation  $\bar{\mathbb{E}}$ .

With the above definitions of MDP induced probability measures, we can quantify the off-policy evaluation (OPE) for estimating the value of  $\pi^i$  for individual  $i$  using Q-function  $\tilde{Q}^i$  in (2), which is denoted as  $\tilde{J}^i(\pi^i) = (1 - \gamma) \mathbb{E}_{S_0^i \sim \nu} \tilde{Q}^i(S_0^i, \pi^i(S_0^i))$ . Then we have the following property for the OPE error of  $\tilde{J}^i(\pi^i)$  using  $\tilde{Q}^i$ .



**Lemma 1.** Under Assumption 1, we have that

$$J^i(\pi^i) - \tilde{J}^i(\pi^i) = \mathbb{E}_{(S^i, A^i) \sim d_{\pi^i}^i} [R^i + \gamma \tilde{Q}^i(S_+, \pi^i(S_+)) - \tilde{Q}^i(S^i, A^i)]. \quad (6)$$

Lemma 1 implies that the OPE error by  $\tilde{Q}^i$  of policy  $\pi^i$  is the expectation of Bellman error with respect to the discounted visitation probability  $d_{\pi^i}^i$  induced by policy  $\pi^i$  for individual  $i$ . The true Q-function can be identified by minimizing the OPE error in (6). In a heterogeneous population, we first establish an upper bound for populational OPE errors from (6). Then, by minimizing such an upper bound, we can estimate the Q-function under the heterogeneous latent variable model introduced in Section 3.

### 3 Methods

In this section, we present our value-based method for learning optimal individualized policies with a heterogeneous latent variable model. Objective (3) implies a straightforward approach to learn the optimal policy  $\pi_*^i$  by maximizing the value (2) with an estimated Q-function  $Q_{\pi^i}^i$  defined in (1) for each individual  $i \in [N]$  using existing RL methods for homogeneous data [e.g., Munos, 2003, Mnih et al., 2015, Haarnoja et al., 2018, Lockett et al., 2019, Chen et al., 2021]. However, utilizing individual-specific data only in estimating the heterogeneous Q-functions  $\{Q_{\pi^i}^i\}_{i \in [N]}$  and subsequent learning optimal policies  $\{\pi_*^i\}_{i \in [N]}$  could lead to sample-inefficient estimations, especially when some individuals have a limited number of observations, e.g., when the episode length  $T$  is small.

#### 3.1 Heterogeneous Latent Variable Model

To obtain more efficient estimation, it is beneficial to aggregate information among individuals by imposing shared structures on policies and Q-functions with latent variables that encode individual information. Then we can utilize sub-homogeneous information by encouraging the grouping of individuals with similar latent variables. This ensures that individuals

from the same subgroups have similar optimal policies, by construction.

Our proposed shared structures and learning algorithm is motivated by the individual OPE errors. If  $d_{\pi^i}^i \ll \bar{d}^i$  and  $d_{\pi^i}^i/\bar{d}^i \in \mathcal{F}$ , which is a symmetric bounded class of functions on  $\mathcal{S} \times \mathcal{A}$ , Lemma 1 implies that

$$\begin{aligned} \left| J^i(\pi^i) - \tilde{J}^i(\pi^i) \right| &= \left| \mathbb{E}^i \left\{ \frac{d_{\pi^i}^i(S^i, A^i)}{\bar{d}^i(S^i, A^i)} \left( R^i + \gamma \tilde{Q}^i(S_+^i, \pi^i(S_+^i)) - \tilde{Q}^i(S^i, A^i) \right) \right\} \right| \\ &\leq \sup_{f^i \in \mathcal{F}} \mathbb{E}^i \left\{ f^i(S^i, A^i) \left( R^i + \gamma \tilde{Q}^i(S_+^i, \pi^i(S_+^i)) - \tilde{Q}^i(S^i, A^i) \right) \right\}. \end{aligned} \quad (7)$$

The upper bound in (7) circumvents using the policy-induced discounted visitation probability  $d_{\pi^i}^i$  in (6), which is typically hard to estimate. As long as we can find the space  $\mathcal{F}$ , which contains  $d_{\pi^i}^i/\bar{d}^i$ , we can always establish an upper bound of the OPE error by calculating the supremum of expectation in (7) with respect to the empirical distribution  $\bar{d}^i$  (5). Then a min-max estimating approach [e.g., Jiang and Huang, 2020] to learn  $Q_{\pi^i}^i$  can be formulated as

$$\min_{\tilde{Q}^i} \sup_{f^i \in \mathcal{F}} \mathbb{E}^i \left\{ f^i(S^i, A^i) \left( R^i + \gamma \tilde{Q}^i(S_+^i, \pi^i(S_+^i)) - \tilde{Q}^i(S^i, A^i) \right) \right\}.$$

However, learning  $Q_{\pi^i}^i$  separately for each individual suffers from sample inefficiency, and, more seriously, it requires a coverage assumption that  $d_{\pi^i}^i \ll \bar{d}^i$  and  $d_{\pi^i}^i/\bar{d}^i \in \mathcal{F}$  for each individual  $i \in [N]$ . This naturally motivates us to learn Q-functions  $\{Q_{\pi^i}^i\}_{i \in [N]}$  for individual policies  $\{\pi^i\}_{i=1}^N$  simultaneously with a combined dataset for heterogeneous population. By assuming that  $d_{\pi^i}^i \ll \bar{d}$  and  $d_{\pi^i}^i/\bar{d} \in \mathcal{F}$  for all  $i \in [N]$ , we have the total OPE error

$$\begin{aligned} \sum_{i \in [N]} \left| J^i(\pi^i) - \tilde{J}^i(\pi^i) \right| &\leq \sum_{i \in [N]} \sup_{f^i \in \mathcal{F}} \mathbb{E} \left[ f^i(S^i, A^i) \left( R^i + \gamma \tilde{Q}^i(S_+^i, \pi^i(S_+^i)) - \tilde{Q}^i(S^i, A^i) \right) \right] \\ &\triangleq \sum_{i \in [N]} \mathbb{E} \left[ \bar{f}^i(S^i, A^i) \left( R^i + \gamma \tilde{Q}^i(S_+^i, \pi^i(S_+^i)) - \tilde{Q}^i(S^i, A^i) \right) \right], \end{aligned} \quad (8)$$

where we assume that the suprema can be attained by  $\{\bar{f}^i\}_{i \in [N]} \subset \mathcal{F}$  in the last equation. Due to the potentially large state-action space, it is quite common that some state-action pairs induced by the target policy  $\pi^i$  are not covered by the batch data collected from

individual  $i$  with behavior policy  $\pi_b^i$ . In our approach, we only require that  $d_{\pi^i}^i \ll \bar{d}$  instead of  $d_{\pi^i}^i \ll \bar{d}^i$  for each  $i \in [N]$ . This allows the state-action pairs induced by target policy  $\pi^i$  for individual  $i$  to be covered by behavior policies from any individuals in the population.

To avoid learning Q-functions individually due to heterogeneity, we propose shared structures based on the upper bound in (8) to enable us to learn Q-functions and the subsequent optimal policies more efficiently. Suppose there exist individualized latent variables  $\{u^i\}_{i \in [N]}$  such that for all  $\pi^i(\bullet) = \pi(\bullet; u^i)$ , there exists  $Q_\pi \in \mathcal{Q}$  such that  $Q_\pi(\bullet; u^i) = Q_{\pi^i}^i(\bullet)$ . In addition, for any  $\tilde{Q} \in \mathcal{Q}$ , there exists  $f \in \mathcal{F}$  such that the maximizer  $\bar{f}^i = f(\bullet; u^i)$  in (8) for all  $i \in [N]$ . Then we can estimate  $Q_\pi$  by solving the min-max problem

$$\min_{\tilde{Q} \in \mathcal{Q}} \max_{f \in \mathcal{F}} \sum_{i \in [N]} \mathbb{E} \left\{ f(S^i, A^i; u^i) \left( R^i + \gamma \tilde{Q}(S_+^i, \pi(S_+^i; u^i); u^i) - \tilde{Q}(S^i, A^i; u^i) \right) \right\}, \quad (9)$$

provided that  $\mathbf{u} = \{u^i\}_{i \in [N]}$  are properly given. Specifically, the empirical version of (9) can be written as

$$\min_{\tilde{Q} \in \mathcal{Q}} \max_{f \in \mathcal{F}} \hat{\Phi}(\tilde{Q}, f, \pi, \mathbf{u}), \quad (10)$$

where

$$\begin{aligned} \hat{\Phi}(\tilde{Q}, f, \pi, \mathbf{u}) \triangleq & \frac{1}{NT} \sum_{i \in [N]} \sum_{t=0}^{T-1} \left\{ f(S_t^i, A_t^i; u^i) \right. \\ & \times \left. \left( R_t^i + \gamma \tilde{Q}(S_{t+1}^i, \pi(S_{t+1}^i; u^i); u^i) - \tilde{Q}(S_t^i, A_t^i; u^i) \right) \right\}. \end{aligned}$$

To better understand the concept of shared structure, we illustrate the Q-function under the linear mixed-effect model as follows:

$$Y_t^i = (u^i)^\top Z_t^i + \alpha^\top X_t^i + \epsilon_t^i, \quad i \in [N], \quad t = 0, \dots, T-1,$$

where  $Y_t^i$  is the response,  $(Z_t^i, X_t^i)$  are covariates with subject-specific effect coefficient  $u_i$

and fixed effect coefficient  $\alpha$ , and  $\epsilon_t^i$  is the error term. If we define

$$Q(Z_t^i, X_t^i; u^i) = (u^i)^\top Z_t^i + \alpha^\top X_t^i = \mathbb{E}\{Y_t^i \mid Z_t^i, X_t^i\},$$

then given  $u^i$ ,  $Q$  is determined by the shared parameter  $\alpha$ . In our framework, we find  $Q$  (the fixed effect) by minimizing the loss

$$\sup_{f \in \mathcal{F}} \sum_{i=1}^N \sum_{t=0}^{T-1} f(Z_t^i, X_t^i; u^i)^\top \{Y_t^i - Q(Z_t^i, X_t^i; u^i)\},$$

where the error is captured by  $f(\bullet; u^i)$  for each individual. After that, we update individual latent variable  $u^i$  (the random effect), which is included in the policy optimization step. In our individual policy learning method, the policy  $\pi(\bullet; u^i)$  is estimated simultaneously with  $u^i$ ,  $i \in [N]$ . See Section 3.2 for more details.

In the following, we provide an example of linear MDPs with shared structure.

**Example 1** (Linear MDP [Bradtke and Barto, 1996, Melo and Ribeiro, 2007]). Suppose all MDPs share the same known feature map

$$\psi : \mathcal{S} \times \mathcal{A} \rightarrow \mathbb{R}^d,$$

which captures all useful information for a given state  $(S, A) \in \mathcal{S} \times \mathcal{A}$  for MDP transition and reward. For MDP  $\mathcal{M}^{(i)}$ , the transition probability and reward function are

$$\mathbb{P}^i(s_+ \mid s, a) = \boldsymbol{\mu}^i(s_+)^\top \psi(s, a),$$

$$r^i(s, a) = (\boldsymbol{\theta}^i)^\top \psi(s, a),$$

respectively, where vector of signed measures  $\boldsymbol{\mu}^i = (\boldsymbol{\mu}_1^i, \dots, \boldsymbol{\mu}_d^i)^\top$  and vector  $\boldsymbol{\theta}^i \in \mathbb{R}^d$  are unknown. We further suppose that  $\boldsymbol{\mu}^i = \boldsymbol{\mu} + \boldsymbol{\delta}^i$  and  $\boldsymbol{\theta}^i = \boldsymbol{\theta} + \boldsymbol{\beta}^i$ , where  $\boldsymbol{\mu}$  and  $\boldsymbol{\theta}$  are shared for all MDPs. Without loss of generality, we assume that  $\|\psi(s, a)\|_2 \leq 1$  for all  $(s, a) \in \mathcal{S} \times \mathcal{A}$  and  $\max\{\|\boldsymbol{\mu}^i(\mathcal{S})\|_2, \|\boldsymbol{\theta}^i\|_2\} \leq \sqrt{d}$  for all  $i \in [N]$ .

By Lemma ?? in the Supplementary Material,

$$Q_{\pi^i}^i(s, a) = \boldsymbol{\psi}(s, a)^\top \mathbf{w}_{\pi^i}^i,$$

where

$$\mathbf{w}_{\pi^i}^i = \frac{\boldsymbol{\theta} + \boldsymbol{\beta}^i}{1 - \gamma v_{\pi^i}^+ - \gamma H(\pi^i, \boldsymbol{\delta}^i)},$$

and

$$\begin{aligned} H(\pi^i, \boldsymbol{\delta}^i) &= \int_{\mathcal{S}} \left\{ \sum_{a \in \mathcal{A}} \pi^i(a \mid s_+) \boldsymbol{\psi}(s_+, a)^\top \right\} d\boldsymbol{\delta}^k(s_+), \\ v_{\pi^i}^+ &= \int_{\mathcal{S}} \left\{ \sum_{a \in \mathcal{A}} \pi^i(a \mid s_+) \boldsymbol{\psi}(s_+, a)^\top \right\} d\boldsymbol{\mu}^k(s_+). \end{aligned}$$

If we define operator  $\Gamma_{\boldsymbol{\mu}}^\pi : \Delta(\mathcal{S} \times \mathcal{A}) \rightarrow \Delta(\mathcal{S} \times \mathcal{A})$  by

$$[\Gamma_{\boldsymbol{\mu}}^\pi p](s, a) = \iint_{\mathcal{S} \times \mathcal{A}} p(s_-, a_-) \boldsymbol{\psi}^\top(s_-, a_-) \boldsymbol{\mu}(s) \pi(a \mid s) ds_- da_-,$$

then we can represent  $p_{\pi^i, t}^i = \Gamma_{\boldsymbol{\mu}^i}^{\pi^i} p_{\pi^i, t-1}^i$  in (4), with  $p_{\pi^i, 0}(s, a) = \nu(s) \pi^i(a \mid s)$ . We can show that

$$\bar{f}^i(a, s) \in \left\{ \frac{1 - \gamma}{\bar{d}(a, s)} \sum_{t=1}^{\infty} \gamma^t \left( \Gamma_{\boldsymbol{\mu}}^{\pi^i} + \Gamma_{\boldsymbol{\delta}^i}^{\pi^i} \right)^t [\nu(s) \pi^i(a \mid s)] \right\},$$

If we assume  $\pi^i = \pi(\bullet; u^i)$ , with  $u^i = (\text{para}\{\boldsymbol{\delta}^i\}, \boldsymbol{\beta}^i)$ , where  $\text{para}\{\boldsymbol{\delta}^i\}$  is the parameter of  $\boldsymbol{\delta}^i$ , then  $H(\pi^i, \boldsymbol{\delta}^i)$  and  $v_{\pi^i}^+$  only depend on  $u^i$ . Consequently,  $Q_{\pi^i}^i$  and  $\bar{f}^i$  only depend on  $u^i$ . Therefore, it is plausible to assume  $Q_{\pi^i}^i = Q(\bullet; u^i)$  and  $\bar{f}^i = f(\bullet; u^i)$ .

### 3.2 Pessimistic Policy Learning with Latent Variables

Even though we can find the point estimate of  $Q_\pi$  by solving the empirical min-max problem (10) for a given  $(\pi, \mathbf{u})$ , it is still unclear how to quantify whether the estimated  $Q_\pi$  could confidently and accurately evaluate the policy for each individual, partially due to the statistical error and model misspecification. For the heterogeneous policy learning goal, to obtain

a confident improvement of the policy, we adopt a pessimistic strategy which optimizes the policy by using the most pessimistic Q-function estimate  $\tilde{Q}$  in some uncertainty set defined by

$$\Omega(\pi, \mathbf{u}, \alpha) \triangleq \left\{ Q \in \mathcal{Q}: \max_{f \in \mathcal{F}} \hat{\Phi}(Q, f, \pi, \mathbf{u}) \leq \alpha \right\}, \quad (11)$$

where  $\alpha = \alpha_{NT} > 0$  is some constant depending on  $N$  and  $T$ . This ensures that the lower confidence bound of the values of learned optimal policies is the largest among all in-class policies. The construction of the uncertainty set originates from (10).

Then we propose to learn the in-class optimal policy  $\pi_*$  together with latent variables  $\mathbf{u}_*$  by solving

$$\max_{\pi \in \Pi, \mathbf{u}} \min_{Q \in \Omega(\pi, \mathbf{u}, \alpha)} (1 - \gamma) \sum_{i=1}^N \mathbb{E}_{S_0^i \sim \nu} Q(S_0^i, \pi(S_0^i; u^i); u^i), \quad (12)$$

which maximizes the policy values of the worst case in the uncertainty sets. We denote the estimated policy as  $\hat{\pi}$  and estimated latent variables as  $\hat{\mathbf{u}}$ . Through this pessimistic learning approach, we can provide an overall regret gap between  $(\pi_*, \mathbf{u}_*)$  and  $(\hat{\pi}, \hat{\mathbf{u}})$  with only the coverage assumption on  $\pi_*$ .

Notice that the policy optimization in (12) can be difficult due to the constraints on  $Q$ , especially when the user-defined function classes are complex. To lessen the computational burden, we use the Lagrangian dual problem of the primal problem, where the Lagrangian is defined as

$$L(Q, \pi, \mathbf{u}, \lambda) = (1 - \gamma) \sum_{i=1}^N \mathbb{E}_{S_0^i \sim \nu} Q(S_0^i, \pi(S_0^i; u^i); u^i) + \lambda (\max_{f \in \mathcal{F}} \hat{\Phi}(Q, f, \pi, \mathbf{u}) - \alpha). \quad (13)$$

Then we can solve the dual problem by

$$\max_{\pi \in \Pi, \mathbf{u}} \max_{\lambda \geq 0} \min_{Q \in \mathcal{Q}} L(Q, \pi, \mathbf{u}, \lambda). \quad (14)$$

We denote the learned policy and latent variables by  $\hat{\pi}^\dagger$  and  $\hat{\mathbf{u}}^\dagger$ , respectively. The dual problem in (14) can be solved more efficiently than the primal problem in (12). However,

the weak duality implies that

$$\max_{\pi \in \Pi, \mathbf{u}} \max_{\lambda \geq 0} \min_{Q \in \mathcal{Q}} L(Q, \pi, \mathbf{u}, \lambda) \leq \max_{\pi \in \Pi, \mathbf{u}} \min_{Q \in \Omega(\pi, \mathbf{u}, \alpha)} (1 - \gamma) \sum_{i=1}^N \mathbb{E}_{S_0^i \sim \nu} Q(S_0^i, \pi(S_0^i; u^i); u^i),$$

which may not guarantee that  $(\hat{\pi}, \hat{\mathbf{u}}) = (\hat{\pi}^\dagger, \hat{\mathbf{u}}^\dagger)$  in general. To avoid the bias caused by the weak duality, we show that  $(\hat{\pi}^\dagger, \hat{\mathbf{u}}^\dagger)$  can achieve the same regret rate as  $(\hat{\pi}, \hat{\mathbf{u}})$  under the mild assumptions in Section 4.

In the case when individuals can be classified into several groups, e.g.,  $\{\mathcal{G}^k\}_{k=1}^K$  as a partition of indices  $\{1, \dots, N\}$ , to encourage subgrouping we can impose further constraints on the latent variables  $\mathbf{u}$ , e.g.,  $\sum_{i \in [N]} \min_{k \in [K]} \|u^i - v^k\|_2$ ,  $\text{rank}(\mathbf{u}) \leq K$  or restricting  $\mathbf{u} = \mathbf{v}_1 \mathbf{v}_2$  with penalty on  $\|\mathbf{v}_1\|_F^2 + \|\mathbf{v}_2\|_F^2$ . In this paper, we study the multi-centroid penalty  $\sum_{i \in [N]} \min_{k \in [K]} \|u^i - v^k\|_2^2$ , which encourages subgroup structures by grouping neighboring individuals  $u^i$ ,  $i \in \mathcal{G}^k$  to the nearest centroid  $v^k$  [Tang et al., 2021]. Unlike the fused-type penalty [see e.g., Chen et al., 2022], which requires pairwise comparison of complexity  $\mathcal{O}(N^2)$ , the multi-centroid penalty significantly reduces the computational complexity to  $\mathcal{O}(NK)$ , since  $K \ll N$  in general. In addition, the multi-centroid penalty reduces estimation bias, which is typically large with one-centroid shrinkage penalty, e.g., the  $L^2$ -penalty.

By adding the multi-centroid penalty to (12), we can solve for  $(\hat{\pi}, \hat{\mathbf{u}}, \hat{\mathbf{v}})$  through

$$\max_{\pi \in \Pi, \mathbf{u}, \mathbf{v}} \min_{Q \in \Omega(\pi, \mathbf{u}, \alpha)} (1 - \gamma) \sum_{i=1}^N \mathbb{E}_{S_0^i \sim \nu} Q(S_0^i, \pi(S_0^i; u^i); u^i) - \mathcal{P}_\mu(\mathbf{u}, \mathbf{v}), \quad (15)$$

where

$$\mathcal{P}_\mu(\mathbf{u}, \mathbf{v}) = \mu \sum_{i \in [N]} \min_{k \in [K]} \{\|u^i - v^k\|_2^2\}. \quad (16)$$

Similarly, the penalized dual estimator  $(\hat{\pi}^\dagger, \hat{\mathbf{u}}^\dagger, \hat{\mathbf{v}}^\dagger)$  can be solved by

$$\max_{\pi \in \Pi, \mathbf{u}, \mathbf{v}} \max_{\lambda \geq 0} \min_{Q \in \mathcal{Q}} L(Q, \pi, \mathbf{u}, \lambda) - \mathcal{P}_\mu(\mathbf{u}, \mathbf{v}). \quad (17)$$

The dual problem (17) can be efficiently solved without complex constraints. The computa-

tional details are given in Section 5.

## 4 Theory

In this section, we evaluate the theoretical performance of the proposed policy optimization method. The performance is often measured by the regret, which is the value loss of the estimated policy compared to the value of the optimal in-class policy.

With our heterogeneous latent variable model, for any  $(\pi, \mathbf{u})$ , the overall value is defined as

$$J(\pi, \mathbf{u}) = \frac{1}{N} \sum_{i=1}^N (1 - \gamma) \mathbb{E}_{S_0^i \sim \nu} Q_\pi(S_0^i, \pi(S_0^i; u^i); u^i),$$

and the corresponding regret  $J(\pi_*, \mathbf{u}_*) - J(\pi, \mathbf{u}) \geq 0$ .

Specifically, we study the case when individuals can be partitioned into  $K \geq 1$  groups  $\mathcal{G}^1, \dots, \mathcal{G}^K$ , with corresponding proportions  $p_1, \dots, p_K$ , respectively. Here  $p_1, \dots, p_K$  are bounded away from 0, i.e.,  $p_{\min} = \min\{p_k\}_{k=1}^K > 0$ . Within each subpopulation  $\mathcal{G}^k$ , the individuals share the same latent variable, i.e.,  $u^i = u^{\mathcal{G}^k}$  for  $i \in \mathcal{G}^k$ . For the optimal policy  $\pi_*$ , the associated  $\mathbf{u}_*$  satisfies  $u_*^{\mathcal{G}^k} \neq u_*^{\mathcal{G}^{k'}}$  when  $k \neq k'$ .

The theoretical challenges of this framework stem from two sources. First, the dimension of  $\mathbf{u}$  grows linearly with  $N$ , which causes a large variation of  $\widehat{\Phi}(Q, f, \pi, \mathbf{u})$ ; hence a larger uncertainty set  $\Omega(\pi, \mathbf{u}, \alpha)$  with a bigger  $\alpha$ , which is required to capture the true Q-function. It is crucial that the true Q-function is contained in the proposed uncertainty set, otherwise the proposed pessimistic learning method would suffer from model misspecification. However, the increased uncertainty of the true Q-function could further increase the regret of the estimated optimal policy with latent variables. Therefore, a proper uncertainty level is required to obtain good individual policies in terms of value. Second, the trajectories  $\left\{ (S_t^i, A_t^i, R_t^i)_{t=0}^{T-1} \right\}_{i \in [N]}$  are time-correlated for each individual and their correlation structures can be varying among different subpopulations. We establish theoretical properties showing that our method can learn a pair  $(\widehat{\pi}, \widehat{\mathbf{u}})$  well, which can be as good as the oracle pair  $(\pi_*, \mathbf{u}_*)$  in terms of the regret asymptotically, through carefully choosing the uncertainty level  $\alpha$ .



For the rest of this section, we first list several technical assumptions in Section 4.1. In Section 4.2, we derive the overall regret for the oracle policy, when the true subpopulation information  $\{\mathcal{G}_k\}_{k=1}^K$  is known. In Section 4.3, we establish the weak oracle consistency property of our algorithm with restriction on  $\mathbf{u}$ . Then we establish the asymptotic regret rate for our dual algorithm. All proofs of the theorems are provided in the Supplementary Material.

## 4.1 Assumptions

We first provide several technical assumptions and discuss their implications.

**Assumption 2.** For each individual  $i \in \mathcal{G}^k$ ,  $k \in [K]$ , the stochastic process  $\{S_t^i, A_t^i\}_{t \geq 0}$  induced by behavior policy  $\pi_b^{\mathcal{G}^k}$  is stationary, exponentially  $\beta$ -mixing. The  $\beta$ -mixing coefficient at time lag  $j$  satisfies that  $\beta(j) \leq \beta_0 \exp(-\zeta j)$  for  $\beta_0 \geq 0$  and  $\zeta > 0$ .

Assumption 2 characterizes the dependency structure among the observations  $\{S_t^i, A_t^i\}_{t \geq 0}$  for individual trajectories from different subpopulations. The  $\beta$ -mixing basically assumes that the dependency between  $\{S_t^i, A_t^i\}_{t \leq t'}$  and  $\{S_t^i, A_t^i\}_{t \geq t'+j}$  decays to zero exponentially fast in  $j$ . This assumption is widely used in many recent works [see, e.g., Liao et al., 2022, Zhou et al., 2022, Chen et al., 2022].

**Definition 1** (Covering Number). Let  $(\mathcal{C}, \|\bullet\|)$  be a normed space. For any  $\mathcal{H} \subseteq \mathcal{C}$ , the set  $\{x_i\}_{i=1}^n \subseteq \mathcal{H}$  is a  $\epsilon$ -covering of  $\mathcal{H}$  if  $\mathcal{H} \subseteq \cup_{i=1}^n B(x_i, \epsilon)$ , where  $B(x, \epsilon)$  is the  $\|\bullet\|$ -ball with center  $x_i$  and radius  $\epsilon$ . The *covering number* of  $\mathcal{H}$  is defined as

$$N(\epsilon, \mathcal{H}, \|\bullet\|) = \min \{n \in \mathbb{N} : \mathcal{H} \subseteq \cup_{i=1}^n B(x_i, \epsilon) \text{ for some } \{x_i\}_{i=1}^n \subseteq \mathcal{H}\}.$$

**Assumption 3.** (a) For any  $\mathcal{H} \in \{\mathcal{F}, \mathcal{Q}, \Pi\}$ , there exists a constant  $\mathfrak{C}_{\mathcal{H}}$  such that  $N(\epsilon, \mathcal{H}, \|\bullet\|_{\infty}) \lesssim (1/\epsilon)^{\mathfrak{C}_{\mathcal{H}}}$  for some constant  $c > 0$ .

(b) There exists a Lipschitz constant  $L_\Pi$  such that

$$\sup_{s,a,u} |Q_{\pi_1}(s, a; u) - Q_{\pi_2}(s, a; u)| \leq L_\Pi \sup_{s,a,u} |\pi_1(a | s; u) - \pi_2(a | s; u)|,$$

for any  $\pi_k \in \Pi$  and  $Q_{\pi_k} \in \mathcal{Q}$  for  $k = 1, 2$ .

(c) There exists a Lipschitz constant  $L_{\mathcal{U}}$  such that

$$\sup_{Q \in \mathcal{Q}} \sup_{s,a} |Q(s, a; u) - Q(s, a; u')| \leq L_{\mathcal{U}} \|u - u'\|_2,$$

for all  $u, u' \in \mathcal{U}$ .

(d) We have that  $\sup_{Q \in \mathcal{Q}} \|Q\|_\infty \leq 1/(1 - \gamma)$  and  $\sup_{f \in \mathcal{F}} \|f\|_\infty \leq C_{\mathcal{F}}$ .

Assumption 3 imposes conditions on spaces  $\mathcal{F}$ ,  $\mathcal{Q}$  and  $\Pi$  to bound their complexities. Specifically, Assumption 3(a) states that the function spaces have finite-log covering numbers, which is a common assumption in the literature [e.g., Antos et al., 2008]. Examples of these classes include widely used sparse neural networks with ReLU activation functions [Schmidt-Hieber, 2020]. The Lipschitz-type conditions in Assumption 3(b) are imposed to control the complexity of the action value function class induced by  $\Pi$ . This is a standard assumption in the literature [e.g., Zhou et al., 2017, Liao et al., 2022, Zhou et al., 2022]. Likewise, Assumption 3(c) can be used to control the continuity of  $Q$  in latent variable  $u$ . For simplicity, in Assumption 3(d), we consider the uniformly bounded classes  $\mathcal{Q}$  and  $\mathcal{F}$  for derivation of the exponential inequalities [van der Vaart and Wellner, 1996].

**Assumption 4.** For any  $\pi \in \Pi$ , there exist  $Q_\pi \in \mathcal{Q}$  such that  $Q_\pi(\bullet; u_*^i)$  is the true Q-function for individual  $i \in [N]$ . For the optimal policy  $\pi_*^i = \pi_*(\bullet; u^i)$ , we have  $d_{\pi_*^i}^i / \bar{d} \in \mathcal{F}$ ,  $i \in [N]$  for some bounded and symmetric function class  $\mathcal{F}$  on  $\mathcal{S} \times \mathcal{A}$ .

**Remark 1.** Assumption 4 is the realizability assumption, which requires that the individual state value function induced by any policy  $\pi \in \Pi$  can be modeled by the pre-specified nonparametric function class  $\mathcal{Q}$ . For the optimal policy, the symmetric class  $\mathcal{F}$  can capture

the distribution ratio  $d_{\pi_*}^i/\bar{d}$ . In single-episode (per-individual) coverage, each individual’s behavior policy must sufficiently visit all the state–action pairs that might be taken by that same individual’s target policy, which, in practice, can be very demanding. If one person never visits certain important states, any learned policy for that individual will be unreliable. In contrast, we only requires that every state–action pair relevant to an individual’s target policy is visited by at least one person in the population. Borrowing these collectively covered states and actions from other individuals is often more realistic. Assumption 4 is commonly imposed for the value-based approach in the RL literature [Jiang and Huang, 2020, Liao et al., 2022].

**Remark 2.** For linear MDP in Example 1, function class  $\mathcal{Q}$  can be chosen as the linear span of  $\psi(s, a)$  such that Assumption 3 can be satisfied. However, function class  $\mathcal{F}$  need to be rich enough to capture the relevent errors in estimating  $Q$ , and be symmetric and bounded to include the ratio

$$\frac{1-\gamma}{\bar{d}(a, s)} \sum_{t=1}^{\infty} \gamma^t \left( \Gamma_{\mu}^{\pi_*^i} + \Gamma_{\delta^i}^{\pi_*^i} \right)^t \left[ \nu(s) \pi_*^i(a \mid s) \right],$$

which requires  $\left( \Gamma_{\mu}^{\pi_*^i} + \Gamma_{\delta^i}^{\pi_*^i} \right)^t \nu \pi_*^i \ll \bar{d}$ , for  $t > 1$ .

Under more complex MDP structures, we can use deep neural networks (e.g., feed forward or other networks depending on the state input) for class  $\mathcal{Q}$ , and use a mirror structure of  $\mathcal{Q}$  for class  $\mathcal{F}$  with some smoothness constraints. When there exists a proper shared structure model for a given complex MDP, such choices of  $\mathcal{Q}$  and  $\mathcal{F}$  could satisfy Assumption 3 when policy space is small enough.

## 4.2 Oracle Regret Bounds

In this section, we establish the overall regret bound for the non-penalized oracle policy with subgroup information. Then we establish the oracle consistency such that the proposed optimal policy estimator is as good as the oracle policy asymptotically.

To derive the regret bounds for the oracle policy, we first show that the true Q-function is a feasible solution under the uncertainty set in (11) with high probability for a proper

choice of  $\alpha$ .

**Theorem 1.** Suppose Assumptions 1 – 4 are satisfied and that

$$\alpha \asymp \sqrt{\frac{\max\{\mathfrak{C}_{\mathcal{Q}}, \mathfrak{C}_{\mathcal{F}}, \mathfrak{C}_{\Pi}\}}{NT\zeta} \sum_{k=1}^K \log((p_k\delta)^{-1}) \log(|\mathcal{G}^k| \cdot T)}, \quad (18)$$

with  $(NT)^{-2} \lesssim \delta \leq 1$ . Then for every  $\pi_o \in \Pi$  with the corresponding  $\mathbf{u}_o$ , such that  $u_o^i = u_o^{\mathcal{G}^k}$  when  $i \in \mathcal{G}^k$ , for  $k \in [K]$ , we have that

$$Q_{\pi_o} \in \Omega(\pi_o, \mathbf{u}_o, \alpha),$$

with probability at least  $1 - \delta$ .

Theorem 1 establishes the foundation of the regret guarantee for the oracle estimator of the optimal policy with latent variables. The feasibility of  $Q_{\pi_o}$  in the uncertainty set  $\Omega(\pi_o, \mathbf{u}_o, \alpha)$  by choosing  $\alpha$  in (18) verifies the use of pessimistic policy learning by solving (12) with a high probability. That is, we pessimistically evaluate the value of given oracle pair  $(\pi_o, \mathbf{u}_o)$  by a lower bound of its true value during the policy optimization. The pessimism in the offline reinforcement learning can relax the full coverage assumption by a partial coverage assumption, which only requires that the offline data cover the trajectory generated by the optimal policy. However, the realizability assumption for the existence of  $Q_{\pi} \in \mathcal{Q}$  for all  $\pi \in \Pi$  is still required [Jiang and Huang, 2020, Xie et al., 2021, Zhan et al., 2022]. A recent work by Chen et al. [2023] further relaxes the partial coverage assumption for policy learning with homogeneous offline data by using the Lebesgue decomposition theorem and distributional robust optimization, but a Bellman completeness condition is required in addition. In this paper, we also impose the partial coverage assumption in Assumption 4 for technical simplicity.

Equipped with Theorem 1, we establish the following regret warranty theorem for the oracle estimator.

**Theorem 2.** Suppose Assumptions 1 – 4 are satisfied, with  $\alpha$  and  $\delta$  given in Theorem 1, the regret for estimated oracle pair  $(\hat{\pi}_o, \hat{\mathbf{u}}_o)$  is bounded by

$$J(\pi_*, \mathbf{u}_*) - J(\hat{\pi}_o, \hat{\mathbf{u}}_o) \lesssim \alpha,$$

with probability at least  $1 - \delta$ .

Our regret bound in Theorem 2 shows that the overall regret of finding an optimal policy can converge to zero in a rate near  $\mathcal{O}((NT)^{-1/2})$ , as long as the length or trajectory  $T$  or sample size  $N$  diverges to infinity when the subgroup information is known. Our regret bound of order  $\mathcal{O}((NT)^{-1/2})$  scales reversely with the number of individuals  $N$  because our algorithm uses all information from  $N$  individuals through a shared structure. However, the method of Chen et al. [2022] only establishes the bound for off-policy estimation for a given policy, but not the regret for a learned optimal policy.

### 4.3 Feasibility and Regret Bounds for the Dual Problem

When the subgroup information is unknown, the optimizer of (12) typically cannot satisfy a regret bound as good as that of the oracle estimator without constraints on latent variables  $\mathbf{u}$ . However, by solving (15), which includes a multi-centroid penalty on  $\mathbf{u}$ , the oracle regret rate is asymptotically achievable, as long as  $N = o(T)$  and the coefficient of the penalty term satisfying  $(N/T)^{1/2} \ll \mu \ll N$ .

In the following, we show that the oracle pair  $(\hat{\pi}_o, \hat{\mathbf{u}}_o)$  can be obtained asymptotically by solving (15) under certain conditions.

**Theorem 3.** Suppose that conditions in Theorem 2 are satisfied and  $\|u_*^{\mathcal{G}^k} - u_*^{\mathcal{G}^{k'}}\| \gtrsim \alpha$  for any  $k \neq k' \in [K]$ . When  $N = o(T)$  and  $(N/T)^{1/2} \ll \mu \ll 1$ , there exists a local maximizer  $(\hat{\pi}, \hat{\mathbf{u}}, \hat{\mathbf{v}})$  of the problem (15), such that as  $T \rightarrow \infty$ ,

$$\Pr(\|\hat{\mathbf{u}} - \mathbf{u}_*\|_{2,\infty} \leq \mathcal{O}(T^{-1}), \|\hat{\mathbf{v}} - \mathbf{v}_*\|_{2,\infty} \leq \mathcal{O}(T^{-1})) \rightarrow 1.$$

In addition, the regret can be bounded by

$$J(\pi_*, \mathbf{u}_*) - J(\hat{\pi}, \hat{\mathbf{u}}) = \mathcal{O}_p(\alpha).$$

Theorem 3 implies that the weak oracle optimal policy can be achieved asymptotically by solving the penalized optimization (15) when the length of the trajectory  $T$  is much larger than the number of individuals  $N$ . This condition can be easily satisfied in many applications. For example, in mobile health, each subject's physical activities are monitored frequently and so are the interventions recommended by the wearable devices. In addition, we require that the true latent variables  $u_*^i$ 's are well-separated for  $i$  in different subgroups. As a result, even if the estimated  $\hat{u}^i$  are not the same within each subgroup, in terms of the regret rate, the proposed estimators of the optimal individual policies are asymptotically as good as those of the oracle estimators. By setting  $K = 1$ , our rate of regret bound achieves the same rate as in Xie et al. [2021] and Zhan et al. [2022] in homogeneous cases, where they impose similar data coverage assumptions.

**Corollary 1.** Suppose that the conditions in Theorem 3 are satisfied, the regret of group  $\mathcal{G}^k$ ,  $k \in [K]$ , for estimated oracle pair  $(\hat{\pi}, \hat{\mathbf{u}})$  is asymptotically bounded by

$$J^{\mathcal{G}^k}(\pi_*, \mathbf{u}_*) - J^{\mathcal{G}^k}(\hat{\pi}, \hat{\mathbf{u}}) \lesssim p_k^{-1} \alpha,$$

Corollary 1 shows that the rate of the regret for group  $\mathcal{G}^k$  is about  $\mathcal{O}_p((Np_k^2T)^{-1/2})$ , when the length of trajectory  $T$  or group sample size  $Np_k$  diverges to infinity. For an individual  $i$  in subgroup  $\mathcal{G}^k$ , we can bound its regret through to the proportion of group  $\mathcal{G}^k$ . However, the rate of this subgroup regret bound is slower than  $\mathcal{O}_p((Np_kT)^{-1/2})$ , which can be obtained by homogeneous RL methods using only data collected from subgroup  $\mathcal{G}^k$ , when the subgroup information is *known*. In our scenario, the subgroup information is *unknown* and the subgroups with small proportion could be overwhelmed by larger subgroups, as our optimization objective is based on average regret.

To alleviate the computational burden of solving (15), we propose to solve for a dual

problem (17). In the following Theorem 4, we characterize the regret of the dual optimizer  $(\hat{\pi}^\dagger, \hat{\mathbf{u}}^\dagger)$  with the convexity of  $\mathcal{Q}$  space.

**Theorem 4.** Suppose conditions in Theorem 3 are satisfied, when  $\mathcal{Q}$  is convex, the regret for  $(\hat{\pi}^\dagger, \hat{\mathbf{u}}^\dagger)$  is asymptotically bounded by

$$J(\pi_*, \mathbf{u}_*) - J(\hat{\pi}^\dagger, \hat{\mathbf{u}}^\dagger) = \mathcal{O}_p(\alpha),$$

as  $T \rightarrow \infty$ .

In Theorem 4, we show that a similar regret holds as in Theorem 2 with only the additional condition that  $\mathcal{Q}$  is convex. The convexity condition ensures that there is no duality gap between the primal problem and the dual problem, so that their optimizers have the same regret rate. However, the convexity of  $\mathcal{Q}$  can be restrictive for some function classes. It would be interesting to investigate the duality gap when  $\mathcal{Q}$  is non-convex but the duality gap is asymptotically negligible. Consequently, we can have a theoretical guarantee to use deep a neural network to represent any  $Q \in \mathcal{Q}$  [Zhang et al., 2019].

## 5 Computation

In this section, we present our computational algorithm to learn  $(\hat{\pi}^\dagger, \hat{\mathbf{u}}^\dagger)$  by solving the dual problem (17) for multicentroid cases. By choosing  $\mathcal{Q}, \mathcal{F}$  and  $\Pi$  as some pre-specified functional classes, e.g., neural network (NN) architectures, we can apply the stochastic gradient descent to solve the dual problem (17), except for  $\mathbf{u}$  and  $\mathbf{v}$ .

For the outer maximization problem of (17), maximizing  $\mathbf{u}$  and  $\mathbf{v}$  with the penalty term  $\mathcal{P}(\mathbf{u}, \mathbf{v})$  is challenging, since the penalty is non-convex with all individualized latent parameters  $\mathbf{u}$  and subgroup parameters  $\mathbf{v}$  without subgroup information and their coupling. To achieve a faster computing speed, we propose to apply the ADMM method [Boyd et al., 2011] to update  $\mathbf{u}$  and  $\mathbf{v}$  alternatively. Specifically, we consider solving an equivalent problem

given  $\pi, \lambda, Q$  and  $f$ ,

$$\begin{aligned} & \max_{\mathbf{u}, \mathbf{v}} L(Q, \pi, \mathbf{u}, \lambda) - \mathcal{P}_\mu(\mathbf{w}, \mathbf{v}), \\ & \text{s.t. } \mathbf{w} = \mathbf{u}. \end{aligned} \quad (19)$$

Applying the augmented Lagrangian method to (19), we can solve

$$\max_{\mathbf{u}, \mathbf{v}} L(Q, \pi, \mathbf{u}, \lambda) - \mathcal{P}_\mu(\mathbf{w}, \mathbf{v}) - \boldsymbol{\eta}^\top (\mathbf{u} - \mathbf{w}) - \frac{\rho}{2} \|\mathbf{u} - \mathbf{w}\|_F^2, \quad (20)$$

with nonnegative constant  $\rho$  and Lagrangian multiplier vector  $\boldsymbol{\eta}$ . Consequently, we perform the ADMM method to update  $\mathbf{u}, \mathbf{v}, \mathbf{w}$  and  $\boldsymbol{\eta}$  iteratively:

$$\begin{aligned} \mathbf{u} & \leftarrow \operatorname{argmax}_{\mathbf{u}} L(Q, \pi, \mathbf{u}, \lambda) - \frac{\rho}{2} \|\mathbf{u} - \mathbf{w} + \rho^{-1} \boldsymbol{\eta}\|_F^2, \\ (\mathbf{v}, \mathbf{w}) & \leftarrow \operatorname{argmin}_{\mathbf{v}, \mathbf{w}} \mathcal{P}_\mu(\mathbf{w}, \mathbf{v}) + \frac{\rho}{2} \|\mathbf{u} - \mathbf{w} + \rho^{-1} \boldsymbol{\eta}\|_F^2, \\ \boldsymbol{\eta} & \leftarrow \boldsymbol{\eta} + \rho(\mathbf{u} - \mathbf{v}), \end{aligned} \quad (21)$$

where the first block  $\mathbf{u}$  can be solved by utilizing gradient descent;  $(\mathbf{v}, \mathbf{w})$  is treated as a single block here in the second step and can be solved by first using K-means clustering on  $\rho^{-1} \boldsymbol{\eta}$ , setting  $\mathbf{v}$  as the means of clusters, then setting  $\mathbf{w}$  as the midpoints between  $\rho^{-1} \boldsymbol{\eta}$  and  $\mathbf{v}$ . While, the K-means clustering is not guaranteed to converge to the *global* optimum due to the NP-hard nature of the clustering problem, it converges to a local optimum in finite number of iterations. We provide the proposed policy optimization algorithm in Algorithm 1.

With the sub-sampled batch data, we can perform the stochastic gradient descent to update  $f, Q$  and  $\pi$ , respectively, by

$$f \leftarrow f + \delta_f \nabla_f \widehat{\Phi}(Q, f, \pi, \mathbf{u}), \quad (22)$$

$$Q \leftarrow Q - \delta_Q \nabla_Q \left\{ (1 - \gamma) \sum_{i=1}^N \mathbb{E}_{S_0^i \sim \nu} Q \{ S_0^i, \pi(S_0^i; u^i); u^i \} + \lambda \left\{ \widehat{\Phi}(Q, f, \pi, \mathbf{u}) - \alpha \right\} \right\}, \quad (23)$$

$$\pi \leftarrow \pi + \delta_\pi \nabla_\pi \left\{ (1 - \gamma) \sum_{i=1}^N \mathbb{E}_{S_0^i \sim \nu} Q(S_0^i, \pi(S_0^i; u^i); u^i) + \lambda (\widehat{\Phi}(Q, f, \pi, \mathbf{u}) - \alpha) \right\}. \quad (24)$$



---

**Algorithm 1:** Penalized Pessimistic Personalized Policy Learning (P4L)

---

- 1 **Input:** Batch episodes  $\mathcal{D}_{NT} = \{(S_t^i, A_t^i, R_t^i, S_{t+1}^i) : t = 0, \dots, T-1, i \in [N]\}$ ; Tuning parameters  $\alpha, \mu, \rho > 0$ ; Pre-specified NN structures  $\mathcal{Q}, \mathcal{F}, \Pi$ ; Number of subgroups  $K$ . Learning rates  $\delta_f, \delta_Q, \delta_\pi, \delta_\lambda$
  - 2 **Output:** Individualized optimal policies  $(\hat{\pi}^\dagger, \hat{\mathbf{u}}^\dagger)$ .
  - 3 **Initialize:**  $Q, f, \pi, \mathbf{u}, \mathbf{v}$ .
  - 4 **While**  $(1 - \gamma) \sum_{i=1}^N \mathbb{E}_{S_0^i \sim \nu} Q(S_0^i, \pi(S_0^i; u^i); u^i)$  is **not** converged **do**:
  - 5     **Step 1.** Update  $f$ .
  - 6     **While not** converged:
  - 7         Sample a size  $n_0$  mini-batch  $\{(S, A, R, S_+)_i : i \in [n_0]\} \sim \mathcal{D}_{NT}$ :
  - 8         Update  $f$  by (22).
  - 9     **Step 2.** Update  $Q$ .
  - 10    **While not** converged:
  - 11       Sample a size  $n_0$  mini-batch  $\{(S, A, R, S_+)_i : i \in [n_0]\} \sim \mathcal{D}_{NT}$ :
  - 12       Update  $Q$  by (23).
  - 13    **Step 3.** Update  $\lambda, \pi, \mathbf{u}, \mathbf{v}$ .
  - 14    **While not** converged:
  - 15       Sample a size  $n_0$  mini-batch  $\{(S, A, R, S_+)_i : i \in [n_0]\} \sim \mathcal{D}_{NT}$ :
  - 16       Update  $\pi$  by (24).
  - 17    Update  $\mathbf{u}, \mathbf{v}$  by (21).
  - 18    Update  $\lambda \leftarrow \lambda - \delta_\lambda (\hat{\Phi}(Q, f, \pi, \mathbf{u}) - \alpha)$ .
- 

In practice, we suggest selecting the number of subgroups by clustering individuals according to their stationary transitions  $\mathbb{P}^i(s', r \mid s, a)$ ,  $i \in [N]$ , which are estimated by applying kernel density estimators on offline trajectories  $\{S_t^i, A_t^i, R_t^i, S_{t+1}^i\}_{t=0}^{T-1}$  for each individual  $i \in [N]$ .

## 6 Simulation

In this section, we compare the numerical performance of the proposed method P4L with several representative existing works using simulated data from heterogeneous populations. We first consider a simple environment with a balanced design of behavior policy on binary action space in Section 6.1 and demonstrate the numerical performances for different combinations of  $N$  and  $T$ . Then in Section 6.2, we conduct experiments in an OpenAI Gym environment, CartPole with unbalanced design of behavior policy.

The methods used for comparisons are Fitted-Q-Iteration [FQI, Munos, 2003, Le et al., 2019], V-learning [VL, Luckett et al., 2019], and Auto-Clustered Policy Iteration [ACPI, Chen et al., 2022]. The first two methods are based on mean-value models while the last one is a clustering-based method targeting optimal policies for heterogeneous populations with different rewards. For a fair comparison, all methods share the same feature basis for state  $\{\psi_j(s)\}_{j=1}^J$  and the same soft-max policy class  $\Pi$ .

### 6.1 A simple environment

Here we briefly describe our simulated data-generating mechanism. For each individual  $i \in [N]$ , the episode starts with a state  $S_0^i \sim \mathcal{N}(0, \mathbf{I}_2)$ . Then at each time step  $0 \leq t \leq T-1$ , the action  $A_t^i$  follows a balanced behavior policy  $A_t^i \sim \text{Bernoulli}(1/2)$  on a binary action space  $\mathcal{A} = \{0, 1\}$ . After taking action  $A_t^i$ , the state transits to  $S_{t+1}^i$  via

$$\begin{aligned} [S_{t+1}^i]_1 &= 0.8(2A_t^i - 1)[S_t^i]_1 + c_1^i[S_t^i]_2 + [\epsilon_t^i]_1, \\ [S_{t+1}^i]_2 &= c_2^i[S_t^i]_1 + 0.8(1 - 2A_t^i)[S_t^i]_2 + [\epsilon_t^i]_2, \end{aligned}$$

where  $\epsilon_t^i \sim \mathcal{N}(0, \text{diag}\{0.25, 0.25\})$ . At the same time, the individual receives an immediate reward  $R_t^i = 0.9 / [1 + \exp\{(2A_t^i - 1)([S_t^i]_1 - 2[S_t^i]_2)\}] + \text{Unif}[-0.1, 0.1]$ . In addition, we consider a discounted cumulative reward with a discount factor  $\gamma = 0.8$ . To introduce population heterogeneity, we consider three groups of individuals with different settings of state

transition parameters listed in Table 1.

Table 1: State transition parameters for individual  $i$  from different groups.

Parameters	Subgroup (a)	Subgroup (b)	Subgroup (c)
$c_1^i$	0	0.6	-0.7
$c_2^i$	-0.6	0.4	0.5

For the P4L, we set rank  $r = 2, 3, 4, 5$ , where  $r = 3$  is the oracle number of clusters. For all methods, the feature mapping basis of the state  $\{\psi_j(s)\}_{j=1}^J$ ,  $J = 16$  are Gaussian radial basis functions with centers selected by K-means and bandwidth selected by the median of pairwise Euclidean distances on  $\{S_t^i : 0 \leq t \leq T, i \in [N]\}$ .

### 6.1.1 Simulation Results

We show the results for different combinations of  $(n, T)$  for  $T \in \{50, 100, 200\}$  and  $|\mathcal{G}_k| \in \{10, 20, 50\}$  for each group  $k \in [3]$ , i.e.,  $N \in \{30, 60\}$  for total sample sizes of individuals. For each combination of  $(n, T)$ , we repeat each method 50 times and evaluate the estimated policies by 1000 Monte Carlo trajectories for each group.

Figure 1 shows that our method and ACPI outperform other methods for homogeneous data in all settings of  $(N, T)$ . The VL and FQI aim to find a single optimal policy for heterogeneous populations based on biased value function estimators, which are not suitable for the heterogeneous composition of the environments. When the number of the subgroups  $K$  is correctly specified, the value of our method is typically higher than that of ACPI. When the number of pre-specified subgroups  $K$  is larger than the oracle number, our method is still comparable to ACPI. When the  $K$  is selected by the heuristic method in Section 5, the performance lies between that of the oracle  $K$  and that of larger  $K$ 's. In addition, the values of ACPI typically have larger variance than ours since the information across subgroups is not used. However, when the number of pre-specified subgroups  $K$  is smaller than the truth, our method performs worse due to the resulting bias under specific  $K$ .

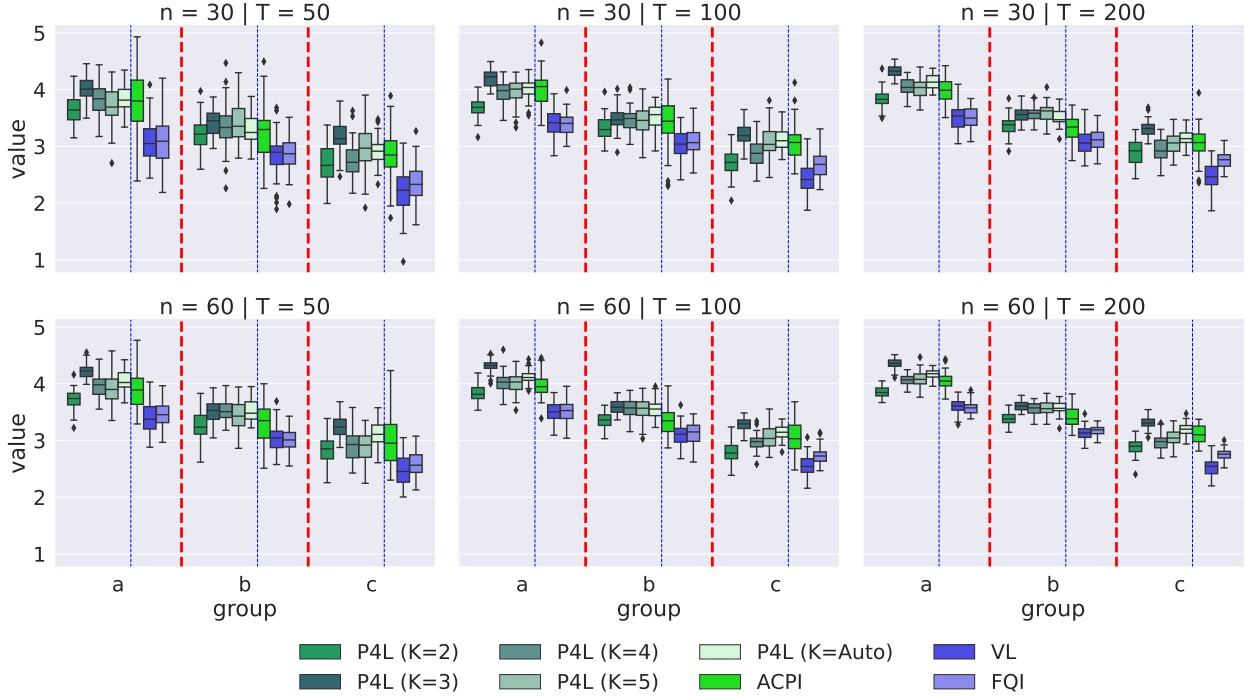


Figure 1: Boxplots for values of estimated policies for  $n = 30, 60$  and  $T = 50, 100$  and  $200$ . Red dashed lines separate three groups (a), (b) and (c). In each group, the blue dotted line separates the P4L method of different  $K$  from the benchmark methods.

## 6.2 Synthetic Data by OpenAI Gym Environments

We perform experiments on CartPole from the OpenAI Gym, a classical non-linear control environment. The agent heterogeneity across the various environments is introduced by modifying the covariates that characterize the transition dynamics of an agent. This is in line with the existing literature [Lee et al., 2020] studying algorithmic robustness of agent heterogeneity.

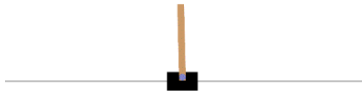


Figure 2: OpenAI CartPole environment.

In the CartPole environment, a pole is attached to a cart moving on a frictionless track. The goal is to prevent the pole from falling over by moving the cart to the left or to the right, and to do so for as long as possible, with a maximum of 300 steps allowed.

The state of the environment is defined by four observations: the cart’s position ( $x_t$ ), and its velocity ( $\dot{x}_t$ ), and the pole’s angle ( $\theta_t$ ) and its angular velocity ( $\dot{\theta}_t$ ). Two actions are available to the agent: pushing the cart to the right (action 1) or to the left (action -1). The behavior policy is determined by the direction of the pole angle, specifically  $\text{sign}(\theta_t)$ . The reward for each step taken without termination is 1. The episode terminates when the pole angle exceeds 12 degrees or when the cart position exceeds 2.4. The environment heterogeneity is introduced by varying the length of the pole and push force within the ranges of  $[0.15, 0.85]$  and  $[2.0, 10.0]$ , respectively.

For each setting in each environment, we generate 100 trajectories of offline data and evaluate with the starting states of these trajectories. The offline data is combined with three settings (see Table 2) of 300 trajectories in total. For each setting and method, we run simulations 50 times.

### 6.2.1 Simulation Results

Table 2 shows the performance of our method with  $K = 2, 3, 4, 5$  and *Auto* (the heuristic selection method described in Section 5) and benchmarks in terms of the playing steps. In settings (A) and (B), we fix the length or force, and the mixed environments are given by changing another environment variable. In Settings (C), we mix the changes of both. Overall, in Settings (A) – (C), our method outperforms the benchmarks when  $K = 3, 4, 5$  and *Auto* in most settings of length/force, except (5/0.5) in Setting (B). When  $K = 2$ , the performance of our method is comparable to that of FQI and VL since they cannot distinguish the differences among the three heterogeneous environments, since the true number of environments is three. Compared to our method, ACPI usually suffers from a larger standard error than ours ( $K = 3$  and *Auto*), since the policy learning algorithm in ACPI is performed in each learned cluster of the population. Therefore, the sample efficiency is typically worse than ours. However, when the number of subgroup  $K$  is not correctly prespecified, the standard errors of our method increase, partially due to the growing number of coefficients with  $K$ . When  $K$  is heuristically selected, the performance is typically closer to that of the oracle  $K$  than the

other choices of  $K$ , which confirms the numerical efficacy of our heuristic approach.

## 7 Real Data Applications

In this section, we use the Multi-parameter Intelligent Monitoring in Intensive Care (MIMIC-III) dataset (<https://physionet.org/content/mimiciii/1.4/>) to evaluate the performance of the learned optimal policies. In this dataset, longitudinal information (e.g., demographics, vitals, labs and standard scores) was collected from 17,621 patients who satisfied the SEPSIS criterion from 5 ICUs at a Boston teaching hospital. See detailed information in [Nanayakkara et al. \[2022\]](#).

The dataset is prepared by the same data pre-processing steps used in [Raghu et al. \[2017\]](#). For the cleaned dataset, the state space consists of a 41-dimensional real-valued vector, which includes information on patients’ demographics, vitals, standard scores and lab results. A detailed description is given in Supplementary Material. Specifically, the most important standard score, which captures the patient’s organ function, is the Sequential Organ Failure Assessment (SOFA) score, which is commonly used in clinical practice to assess SEPSIS severity. In the preprocessed dataset for each patient, the state records are aligned on a 4-hour time grid for simplicity. We only consider patients who had at least 3 time stamps, which results in 16,356 patients. In addition, due to the high dimensionality of the state space, we perform a dimension reduction procedure via principle component analysis. Specifically, we select the top 10 principal components that explain at least 95% of the total variation of the state, resulting in an 11-dimensional encoded state that consists of 10 principal components and the SOFA score.

At each time point  $t$  after the enrollment, the patient is treated with vasopressor and/or intravenous fluid, or no treatment. To ensure each action has considerable times of repeating in the dataset, we discretize the level of two treatments into 3 bins, respectively. The combination of the two drugs results in an action space of size  $|\mathcal{A}| = 9$ . We use the negative SOFA score at time  $t + 1$  as the immediate reward at time  $t$ , i.e.,  $R_t = -s_{t+1}^{\text{SOFA}}$ , as it provides

Table 2: Values of learned policies from five RL methods on CartPole with different settings. Values in braces are standard errors. In Setting (A), we fix the force at 0.85 and let length vary from 2 to 10. In Setting (B), we fix the length at 5 and let force vary from 2 to 10. In Setting (C), we mix three different combinations of (length/force).

	CartPole (length/force)		
Setting (A)	(2/0.85)	(5/0.85)	(10/0.85)
P4L ( $K = 2$ )	58.0±12.7	72.8±16.8	121.1±31.7
P4L ( $K = 3$ )	92.4±17.6	<b>182.8±4.3</b>	<b>226.0±12.3</b>
P4L ( $K = 4$ )	74.3±16.8	179.6±8.3	165.5±29.5
P4L ( $K = 5$ )	86.2±9.3	163.2±13.5	192.8±23.0
P4L ( $K = Auto$ )	<b>98.2±12.1</b>	174.2±6.9	213.0±19.0
ACPI	89.4±26.5	168.2±24.3	200.1±15.0
FQI	63.4±17.7	65.9±13.7	100.2±11.1
VL	32.7±3.8	71.5±10.1	95.1±10.7
Setting (B)	(5/0.15)	(5/0.5)	(5/0.85)
P4L ( $K = 2$ )	161.0±21.0	142.8±30.1	98.1±13.2
P4L ( $K = 3$ )	<b>192.4±8.1</b>	204.6±8.7	<b>164.0±10.2</b>
P4L ( $K = 4$ )	170.3±16.8	211.6±9.3	157.5±9.5
P4L ( $K = 5$ )	166.2±39.3	197.2±13.5	152.8±15.0
P4L ( $K = Auto$ )	174.2±15.7	206.0±9.1	154.8±8.9
ACPI	168.4±26.5	<b>216.4±19.5</b>	151.1±13.9
FQI	121.4±17.7	154.9±24.1	122.0±19.1
VL	146.7±3.8	181.5±10.5	110.1±14.2
Setting (C)	(2/0.15)	(10/0.85)	(5/0.5)
P4L ( $K = 2$ )	184.0±22.7	190.8±6.8	158.1±10.7
P4L ( $K = 3$ )	<b>236.4±7.3</b>	<b>203.8±4.1</b>	<b>192.0±2.2</b>
P4L ( $K = 4$ )	165.3±16.8	179.6±8.3	127.5±9.5
P4L ( $K = 5$ )	166.2±39.3	181.2±13.5	182.8±15.0
P4L ( $K = Auto$ )	181.2±9.1	199.2±7.7	146.8±7.4
ACPI	165.4±21.5	193.2±19.5	132.1±15.0
FQI	154.4±17.7	164.9±8.7	132.2±13.6
VL	133.7±3.8	127.5±20.1	110.1±10.7

a direct and clinically meaningful measure of the patient’s SEPSIS condition. Moreover, such a reward function has been used in recent literature [see, e.g., Wang et al., 2022]. Throughout this section, the discount factor of the reward is chosen to be  $\gamma = 0.8$ .

We apply the proposed method P4L with a number of subgroups selected by the proposed heuristic method, and a Gaussian RBF basis with bandwidth selected by the median of pairwise Euclidean distances of states. For the competing methods, we use the same basis. The same settings are used in Section 6.

Since the outcomes of optimal personalized policies are not available in the dataset, to evaluate the numerical performance in terms of value, we learn the personalized transitions for all patients in the preprocessed data set by PerSim [Agarwal et al., 2021], a state-of-the-art method to estimate personalized simulators. Then we use the estimated simulator and reward function to evaluate the values of learned policies by the Monte Carlo method. In the processed dataset, we randomly subsample 1000 ICU admissions, apply the P4L method and benchmarks, and evaluate the estimated policies, as well as the clinicians’ decisions, by the learned PerSim simulator. We repeat this procedure 5 times with different random seeds and demonstrate the aggregated estimated values.

Based on Figure 3 and Table 3, it is clear that our method outperforms the others in terms of value (accumulative discounted negative SOFA scores). This indicates that our approach leads to better decisions in the treatment of SEPSIS. We note that the values of clinicians’ decisions are second to that of our method, and with the lowest variance, since there is no change of measure due to the mismatch of behavior policy and target policy. The values obtained by VL, and FQI are relatively low, suggesting that these methods do not adequately account for the heterogeneity in the population of patients. ACPI performs slightly worse than clinician’s decisions and has a larger variance, partially due to the reduction in sample efficiency from policy learning after clustering. In contrast, our method can effectively use the samples and learn heterogeneous treatment policies for SEPSIS patients in the MIMIC-3 study.



Table 3: Values of learning optimal policies with standard errors in parentheses.

Method	Clinician	P4L	ACPI	VL	FQI
Value	-6.13 (1.82)	-5.40 (2.10)	-6.54 (2.31)	-7.32 (2.55)	-7.09 (2.65)

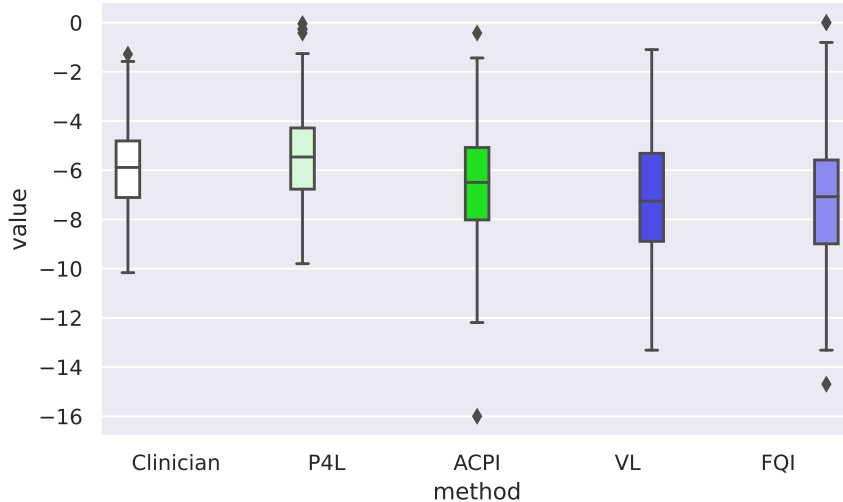


Figure 3: Values of learned optimal policies estimated by PerSim.

## 8 Discussion

In this paper we introduce a novel RL framework for offline policy optimization using batch data from heterogeneous time-stationary MDPs. Our approach incorporates individualized latent variables into a shared heterogeneous model, facilitating efficient estimation of individual Q-functions. Following this framework, we propose a pessimistic policy learning algorithm that ensures a fast average regret rate, which only requires a weak partial coverage assumption on the behavior policies.

Our theoretical properties on the regret of the proposed method rely on the weak partial coverage assumption that the state-action pairs explored by the optimal policies have been explored by at least one individual’s behavior policy. This coverage assumption can potentially be relaxed by applying Lebesgue decomposition and distribution robust optimization [Chen et al., 2023], which requires an additional Bellman completeness assumption. Another potential theoretical improvement is to relax the convexity assumption on the  $\mathcal{Q}$  space for the dual problem such that the duality gap is asymptotically negligible. In addition, the

regret bound in our approach is not guaranteed to be tight, as our method focuses on the learning rate rather than the lower bound. Compared to the existing literature on offline RL for homogeneous data under similar data coverage assumptions, our theoretical regret rate for homogeneous data matches that of [Xie et al. \[2021\]](#) and [Zhan et al. \[2022\]](#). Further investigation into the theoretical challenges of establishing regret lower bounds for offline RL with heterogeneous data presents an interesting direction for future research.

The proposed policy optimization method can be applied to dynamic decision-making problems where the state-action transitions are stationary but vary among individuals, and the agents continue making decisions in their environments with the updated policies. Examples include mobile health for patients with chronic diseases and robotics working in different slowly-changing environments. For a new individual not in the pre-collected data, one needs to obtain more informative state-action transitions and classify the individual to a subgroup, then apply the policy of that group. This can be explored in future work.

In this work, we have focused on resolving populational heterogeneity for time-stationary MDPs. However, it is important to acknowledge that in practice, the assumptions of time-stationarity may not hold for episodic MDPs. To address this issue, [Hu et al. \[2022\]](#) try to learn on optimal policies for the last period of the stationary part, but this cannot guarantee long-term optimality. Future research could involve exploring the policy learning for time-nonstationary heterogeneous episodic MDPs. Moreover, it is also worthwhile to explore individual policy optimization when confronted with unmeasured confoundings and alternative types of rewards, such as time to event. These aspects remain largely unexplored in the existing literature for heterogeneous data and present interesting future research directions.

## References

- A. Agarwal, A. Alomar, V. Alumootil, D. Shah, D. Shen, Z. Xu, and C. Yang. Persim: Data-efficient offline reinforcement learning with heterogeneous agents via personalized simulators. *Advances in Neural Information Processing Systems*, 34:18564–18576, 2021.

- A. Antos, C. Szepesvári, and R. Munos. Learning near-optimal policies with bellman-residual minimization based fitted policy iteration and a single sample path. *Machine Learning*, 71:89–129, 2008.
- S. Athey and G. W. Imbens. Machine learning methods for estimating heterogeneous causal effects. *Stat*, 1050(5):1–26, 2015.
- J. Beck, R. Vuorio, E. Z. Liu, Z. Xiong, L. Zintgraf, C. Finn, and S. Whiteson. A survey of meta-reinforcement learning. *arXiv preprint arXiv:2301.08028*, 2023.
- S. Boyd, N. Parikh, E. Chu, B. Peleato, and J. Eckstein. Distributed optimization and statistical learning via the alternating direction method of multipliers. *Foundations and Trends® in Machine Learning*, 3(1):1–122, 2011.
- S. J. Bradtke and A. G. Barto. Linear least-squares algorithms for temporal difference learning. *Machine learning*, 22(1):33–57, 1996.
- E. Y. Chen, R. Song, and M. I. Jordan. Reinforcement learning with heterogeneous data: Estimation and inference. *arXiv preprint arXiv:2202.00088*, 2022.
- L. Chen, K. Lu, A. Rajeswaran, K. Lee, A. Grover, M. Laskin, P. Abbeel, A. Srinivas, and I. Mordatch. Decision transformer: Reinforcement learning via sequence modeling. *Advances in Neural Information Processing Systems*, 34:15084–15097, 2021.
- X. Chen, Z. Qi, and R. Wan. Singularity-aware reinforcement learning. *arXiv preprint arXiv:2301.13152*, 2023.
- T. Haarnoja, A. Zhou, K. Hartikainen, G. Tucker, S. Ha, J. Tan, V. Kumar, H. Zhu, A. Gupta, P. Abbeel, et al. Soft actor-critic algorithms and applications. *arXiv preprint arXiv:1812.05905*, 2018.
- L. Hu, M. Li, C. Shi, Z. Wu, and P. Fryzlewicz. Doubly inhomogeneous reinforcement learning. *arXiv preprint arXiv:2211.03983*, 2022.

- N. Jiang and J. Huang. Minimax value interval for off-policy evaluation and policy optimization. *Advances in Neural Information Processing Systems*, 33:2747–2758, 2020.
- S. R. Künnel, J. S. Sekhon, P. J. Bickel, and B. Yu. Metalearners for estimating heterogeneous treatment effects using machine learning. *Proceedings of the National Academy of Sciences*, 116(10):4156–4165, 2019.
- H. Le, C. Voloshin, and Y. Yue. Batch policy learning under constraints. In *International Conference on Machine Learning*, pages 3703–3712. PMLR, 2019.
- K. Lee, Y. Seo, S. Lee, H. Lee, and J. Shin. Context-aware dynamics model for generalization in model-based reinforcement learning. In *International Conference on Machine Learning*, pages 5757–5766. PMLR, 2020.
- S. Levine, A. Kumar, G. Tucker, and J. Fu. Offline reinforcement learning: Tutorial, review, and perspectives on open problems. *arXiv preprint arXiv:2005.01643*, 2020.
- P. Liao, Z. Qi, R. Wan, P. Klasnja, and S. A. Murphy. Batch policy learning in average reward markov decision processes. *The Annals of Statistics*, 50(6):3364–3387, 2022.
- D. J. Lockett, E. B. Laber, A. R. Kahkoska, D. M. Maahs, E. Mayer-Davis, and M. R. Kosorok. Estimating dynamic treatment regimes in mobile health using v-learning. *Journal of the American Statistical Association*, 2019.
- F. S. Melo and M. I. Ribeiro. Q-learning with linear function approximation. In *International Conference on Computational Learning Theory*, pages 308–322. Springer, 2007.
- E. Mitchell, R. Rafailov, X. B. Peng, S. Levine, and C. Finn. Offline meta-reinforcement learning with advantage weighting. In M. Meila and T. Zhang, editors, *Proceedings of the 38th International Conference on Machine Learning*, volume 139 of *Proceedings of Machine Learning Research*, pages 7780–7791. PMLR, 18–24 Jul 2021. URL <https://proceedings.mlr.press/v139/mitchell21a.html>.

- V. Mnih, K. Kavukcuoglu, D. Silver, A. A. Rusu, J. Veness, M. G. Bellemare, A. Graves, M. Riedmiller, A. K. Fidjeland, G. Ostrovski, et al. Human-level control through deep reinforcement learning. *nature*, 518(7540):529–533, 2015.
- R. Munos. Error bounds for approximate policy iteration. In *ICML*, volume 3, pages 560–567. Citeseer, 2003.
- T. Nanayakkara, G. Clermont, C. J. Langmead, and D. Swigon. Unifying cardiovascular modelling with deep reinforcement learning for uncertainty aware control of sepsis treatment. *PLOS Digital Health*, 1(2):e0000012, 2022.
- X. Nie and S. Wager. Quasi-oracle estimation of heterogeneous treatment effects. *Biometrika*, 108(2):299–319, 2021.
- M. L. Puterman. *Markov Decision Processes: Discrete Stochastic Dynamic Programming*. John Wiley & Sons, 2014.
- A. Raghu, M. Komorowski, I. Ahmed, L. Celi, P. Szolovits, and M. Ghassemi. Deep reinforcement learning for sepsis treatment. *arXiv preprint arXiv:1711.09602*, 2017.
- J. Schmidt-Hieber. Nonparametric regression using deep neural networks with relu activation function. *The Annals of Statistics*, 48(4):1875–1897, 2020.
- U. Shalit, F. D. Johansson, and D. Sontag. Estimating individual treatment effect: generalization bounds and algorithms. In *International Conference on Machine Learning*, pages 3076–3085. PMLR, 2017.
- Y. Shen, R. Wan, H. Cai, and R. Song. Heterogeneous synthetic learner for panel data. *arXiv preprint arXiv:2212.14580*, 2022.
- X. Tang, F. Xue, and A. Qu. Individualized multidirectional variable selection. *Journal of the American Statistical Association*, 116(535):1280–1296, 2021.
- A. W. van der Vaart and J. A. Wellner. *Weak Convergence*. Springer, 1996.

- S. Wager and S. Athey. Estimation and inference of heterogeneous treatment effects using random forests. *Journal of the American Statistical Association*, 113(523):1228–1242, 2018.
- J. Wang, Z. Qi, and C. Shi. Blessing from experts: Super reinforcement learning in confounded environments. *arXiv preprint arXiv:2209.15448*, 2022.
- T. Xie, C.-A. Cheng, N. Jiang, P. Mineiro, and A. Agarwal. Bellman-consistent pessimism for offline reinforcement learning. *Advances in Neural Information Processing Systems*, 34:6683–6694, 2021.
- W. Zhan, B. Huang, A. Huang, N. Jiang, and J. Lee. Offline reinforcement learning with realizability and single-policy concentrability. In *Conference on Learning Theory*, pages 2730–2775. PMLR, 2022.
- C. Zhang and Z. Wang. Provably efficient multi-task reinforcement learning with model transfer. *Advances in Neural Information Processing Systems*, 34:19771–19783, 2021.
- H. Zhang, J. Shao, and R. Salakhutdinov. Deep neural networks with multi-branch architectures are intrinsically less non-convex. In *The 22nd International Conference on Artificial Intelligence and Statistics*, pages 1099–1109. PMLR, 2019.
- W. Zhou, R. Zhu, and A. Qu. Estimating optimal infinite horizon dynamic treatment regimes via pt-learning. *Journal of the American Statistical Association*, pages 1–14, 2022.
- X. Zhou, N. Mayer-Hamblett, U. Khan, and M. R. Kosorok. Residual weighted learning for estimating individualized treatment rules. *Journal of the American Statistical Association*, 112(517):169–187, 2017.