

AfforDance: Personalized AR Dance Learning System with Visual Affordance

Hyunyoung Han

Graduate School of Culture Technology, KAIST
Daejeon, Republic of Korea
hyhan@kaist.ac.kr

Jongwon Jang

School of Computing, KAIST
Daejeon, Republic of Korea
jangjwhw@kaist.ac.kr

Kitaeg Shim

Graduate School of Metaverse, KAIST
Daejeon, Republic of Korea
skt0725@kaist.ac.kr

Sang Ho Yoon

Graduate School of Culture Technology, KAIST
Daejeon, Republic of Korea
sangho@kaist.ac.kr

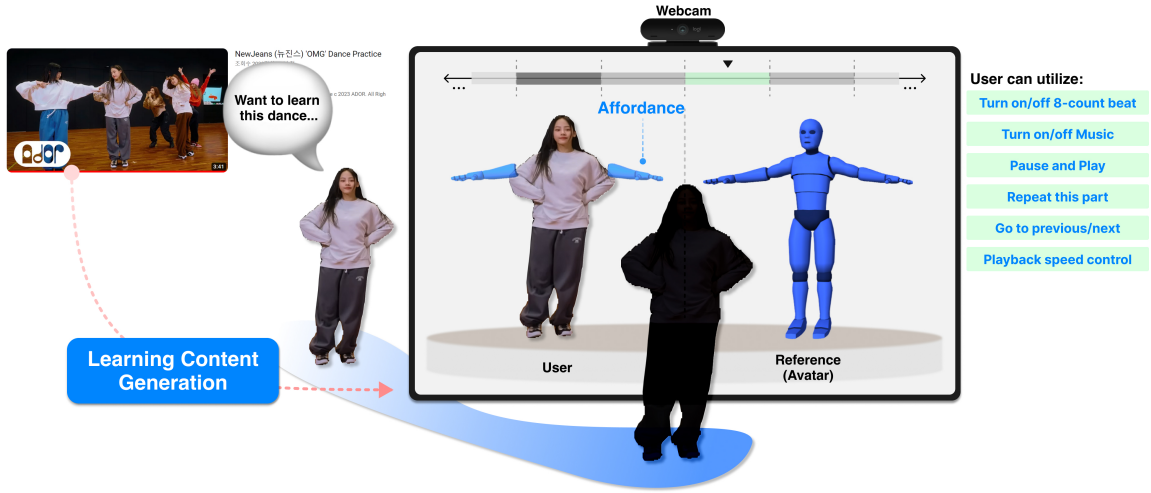


Figure 1: The proposed system, AfforDance allows users to input a dance video they wish to learn. Our system converts the dance video into learnable content, which users can engage with through the proposed user interface, utilizing an additional webcam and display. The user interface includes core functions such as affordances that enable users to learn detailed movements in depth, as well as various features that facilitate learning at the user’s own pace.

ABSTRACT

We propose AfforDance, an augmented reality (AR)-based dance learning system that generates personalized learning content and enhances learning through visual affordances. Our system converts user-selected dance videos into interactive learning experiences by integrating 3D reference avatars, audio synchronization, and adaptive visual cues that guide movement execution. This work contributes to personalized dance education by offering an adaptable, user-centered learning interface.

CCS CONCEPTS

• **Human-centered computing** → **User interface design; Mixed / augmented reality.**

1 INTRODUCTION

With the rise in accessibility to dance and the proliferation of “Dance Challenge” content on video-based social networks like YouTube and TikTok, learners increasingly desire to learn various

dance choreographies within short periods [5, 21]. The traditional method of dance learning involves receiving instruction from a teacher, allowing systematic learning but not necessarily offering the dance styles learners wish to acquire. Typically conducted in group settings, it does not accommodate personalized learning based on individual skill levels and requires adherence to fixed times and locations. On the other hand, self-dance learning through online dance videos offers the advantage of learning at one’s own pace and choosing desired dances. However, it faces limitations such as time delays in producing learning content and bottlenecks when specific learning materials are unavailable.

Previous studies on dance learning have primarily focused on transferring the learning environment (to the mobile environment such as a tablet [20], Augmented Reality (AR) [1, 3, 13]/Virtual Reality (VR) [7, 15]) to reduce spatiotemporal constraints and enhance learning effectiveness for learners. However, fully immersive HMD-based dance experiences [16, 22] pose challenges such as increased physical fatigue due to prolonged headset use and potential spatial disorientation, which can disrupt natural movement flow. These

constraints make it difficult for learners to engage in sustained dance practice, necessitating alternative XR-based approaches that balance immersion and usability. The motivation in the learning context lies in whether learners can acquire the dances they desire at a pace suited to their learning capabilities. Therefore, the proactive development of dance learning content and interfaces that reflect user demand and learning receptivity is crucial. This study aims to implement AR-based learning content and interfaces utilizing the characteristics of augmented reality to enhance the freedom of the learning experience [8]. We ultimately aim to (1) **develop an algorithm for generating dance learning content based on learner preferences**, reflecting the motivation of users who want to learn specific choreographies, and (2) **propose an AR-based learning interface and visual cues known as affordances** that facilitate effective and suitable dance motion learning tailored to individual learners' capabilities.

2 EXPLORATORY STUDY

2.1 Study Design

To establish design guidelines for augmenting the dance learning process in an AR environment, we conducted a Contextual Inquiry (CI) to gather user-centered requirements for designing our solution [4]. We set three goals for conducting the CI:

- To deeply understand the culture and context of users' dance learning through various methods.
- To identify the overall experiences (actions, thoughts, emotions) of users with different backgrounds in dance learning.
- To identify the major difficulties in dance learning.

We conducted the CI in a dance studio at the KAIST campus. The entire session was recorded using a camera and a mobile phone recorder with the participants' consent. We proceeded with CI involving three participants (2 females and 1 male; mean age: 26) with diverse backgrounds in dance learning as shown in Table 1, and they received compensation worth 10,000 KRW. The CI was conducted over 70 minutes following the sequence of *introduction*, *ice-breaking*, *observation & interview*, and *wrap-up*. To elicit the participants' natural behavior and observe their original actions, we simply asked, "Please show us what you usually do when you come to self-learn choreography," without giving any instructions on what song or part they should learn.

2.2 Findings and Design Goals

Here, we describe the two major challenges in self-learning from our contextual inquiry and propose three design goals to develop our solution.

2.2.1 Device Usage Disrupts Learning Flow. Participants reported that the size of commonly used device interfaces, such as smartphones and laptops, is unsuitable for learning. P1 and P3 stated, "*It is hard to watch myself in the mirror and the device at the same time.*" Additionally, they experienced discomfort from moving forward to check the video and then back to dance, disrupting their learning process. Therefore, it is necessary to develop a learning environment and interface that reflect the context of movement-centric dance learning while maintaining a natural flow of learning.

2.2.2 Difficulty in Learning Dance Movements Independently. Participants faced challenges with simultaneous upper and lower body movements (P1-3), segments with numerous actions (P1-3), and synchronizing their movements with the beat at fast tempos (P2, P3). They often forgot the next move (P1-3). Some participants watched dance guide videos for unfamiliar movements but struggled when specific guides were unavailable (P1, P3). Therefore, it is essential to create structured content that allows learners to systematically study their desired dance while enabling them to learn at a pace that matches their individual capabilities.

2.2.3 Design Goals. Building on the context of self-learning and our design implications, we propose the following fundamental design goals (DG):

DG1: Create Dance Learning Content that Reflects Learner Preferences We need to develop a dance learning content generation system that reflects learner preferences, enabling them to select and learn the dance they are interested in. This approach enhances learners' motivation to acquire dance choreographies they find intriguing, while simultaneously addressing the lack of learning content mentioned in 2.2.2.

DG2: Design AR Affordance aiding in the learning of dance movements Provide optimized visual cues ("affordances") using 3D avatars within the AR environment to enable users to effectively learn dance motions. This approach overcomes the aforementioned difficulty of learning movements solely from observing videos when learning independently.

DG3: Design the Interface Tailored for Self-Dance Learning Enhance the self-learning experience by implementing an interface that reflects the actual learning experiences and features used in dance classes. This approach ensures that learners can adapt the learning process to their individual speeds and capacities, making the experience more effective and engaging compared to traditional methods like YouTube videos.

3 AFFORDANCE

We propose **AfforDance** (Fig. 1), a system consisting of an AR-based user interface and a learning content generation system. Users can utilize our system with their webcam and display. The process begins with the user providing a dance video they wish to learn. The system then converts this video into learnable content. The user engages with this converted learning content through the proposed user interface. By leveraging affordances, users can learn detailed dance movements effectively, and the interface includes features that enable users to learn at their own pace, similar to actual dance classes.

3.1 Learning Content Generation

The learning content generation system described in Fig. 2 consists of three main components: audio content generation, video content generation, and affordance generation, all integrated using the Unity game engine [19].

Dance movements are typically learned in segments known as 8-counts [9]. The process of audio content generation involves embedding an 8-count beat into the audio extracted from a dance video. Initially, the system requires the input of a YouTube video ID, the start and end seconds of the desired segment, and the BPM (beats

Table 1: Demographic and Background Information of Participants in the Contextual Inquiry

Participants	Gender	Age	Dance Experiences	What they learned	Amount of learned/initial desired
P1	F	26	More than 10 years	LE SSERAFIM - “Perfect Night”	8-eight/8-eight
P2	M	26	Nonexistent	PSY - “New Face”	4-eight/8-eight
P3	F	26	Nonexistent	TWS - “Plot twist”	2-eight/6-eight

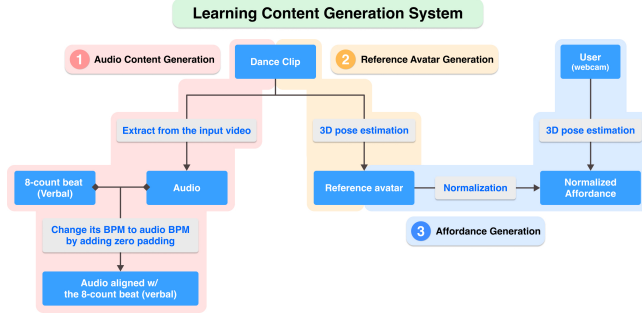


Figure 2: The learning content generation process consists of three stages: (1) Audio content generation, where an 8-count voice beat is added to the extracted audio; (2) Reference avatar generation, creating a 3D avatar from the dance video; and (3) Affordance generation, adjusting affordances to match the user’s body size using webcam data.

per minute) of the song. First, the highest-resolution downloadable YouTube stream is selected using *pafy* [12], and audio is extracted with *moviepy* [23]. The 8-count beat’s BPM is adjusted to match the original audio, and both are volume-normalized using *librosa* [17]. The adjusted beat is then combined with the original audio, with zero padding for alignment. If needed, manual adjustments are made using Audacity [2]. For reference avatar generation, we extracted body poses from input 2D dance videos and rendered them as meshes to display 3D reference avatars in AR space. We employed the WHAM model [18], which is a SOTA model in 3D human pose estimation.

3.2 Affordance

3.2.1 Design and Operation of Affordance. Affordance is AR visual cues based on body representation. Users can utilize affordances adjusted to their body size to gain a high level of understanding of the mechanics of dance movements, including body movements and movement range. It is difficult to learn hand and foot movement compared with other parts, prior research [11] demonstrated the effectiveness of using VR feedback on four joints (left/right wrists and ankles) within dance learning. Therefore, affordances are prominently displayed on both hands and feet. Affordances can be applied and displayed in three different modes, as shown in Fig. 3.

3.2.2 Affordance Generation. The affordance generation process consists of raw affordance generation and normalization. The avatar mesh, generated by the WHAM model in PKL format, is first converted to FBX using VIBE [14] and then imported into Blender [6], where affordances are created by separating selected vertex groups

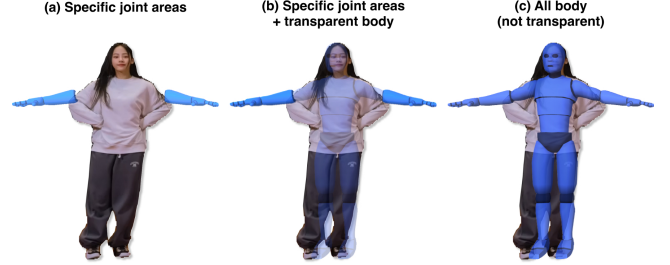


Figure 3: The affordance can be presented as (a) only certain joint areas such as hands and legs, (b) certain joint areas and the rest of the body with transparency, or (c) all body parts without transparency.

into a new mesh. Normalization ensures affordances align with the user’s physical position. Our system employs ThreeDPoseUnityBarracuda [10] for real-time pose estimation, capturing 24 key body points and kinematic data. To reduce computational overhead, normalization is performed initially rather than every frame. Parameters from the estimated results are applied to the affordance, and the transform is confirmed to ensure proper alignment.

Fig. 4 illustrates our system’s user interface, which consists of several components to support dance learning. The user’s webcam-captured appearance and affordances (Fig. 4a) are displayed alongside the reference avatar extracted from the dance video (Fig. 4b). The timeline interface (Fig. 4c) provides an overview of learning sections, while learning support features (Fig. 4d) include music/beat-repeat toggles, playback speed control (0.5x, 0.75x, 1x), and section navigation. Users can also select their webcam and affordance type, including an invisible option (Fig. 3), enabling a personalized learning experience.

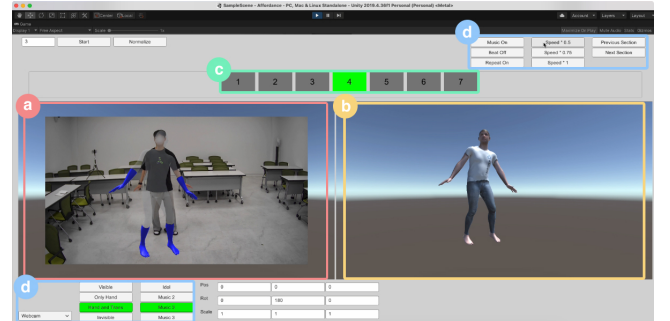


Figure 4: Our user interface consists of four elements: (a) user appearance and affordances, (b) reference avatar, (c) learning progress bar, and (d) learning support features.

4 FUTURE DIRECTION FOR DANCE GUIDANCE IN XR

This study proposes an algorithm for generating dance learning content based on learner demand and a dance learning application utilizing AR affordances within a large display. While existing HCI research on augmented dance learning has primarily leveraged HMDs, our study highlights that prolonged HMD use can induce physical fatigue, potentially hindering sustained engagement. To address this, we explore an alternative approach using large displays with AR overlays, allowing learners to receive structured guidance without restricting movement. However, a key limitation of this study is the insufficient discussion on how user input can be effectively integrated into the learning process beyond passive content delivery.

Future work should focus on refining interaction techniques that actively incorporate user feedback into real-time guidance. Instead of relying solely on pre-generated cues, incorporating adaptive motion tracking, gesture-based controls, or interactive feedback loops could enhance the responsiveness of the learning system. Additionally, further exploration is needed to optimize how users interact with AR affordances in large display environments to improve movement fluency and engagement. By addressing these challenges, XR-based dance guidance systems can evolve to provide a more adaptive and user-centered learning experience.

ACKNOWLEDGMENTS

This research is supported by Basic Science Research Program through the National Research Foundation of Korea (NRF) funded by the Ministry of Education (No.2340001991).

REFERENCES

- [1] Fraser Anderson, Tovi Grossman, Justin Matejka, and George Fitzmaurice. 2013. YouMove: enhancing movement training with an augmented reality mirror. In *Proceedings of the 26th annual ACM symposium on User interface software and technology*. 311–320.
- [2] Audacity Team. [n. d.]. Audacity: Free, open source, cross-platform audio software. <https://www.audacityteam.org/>. Accessed: 2024-06-11.
- [3] İrem Sü Başı, Demir Alp, Lara Ceren Ergenç, Andy Emre Koçak, and Sedat Yalçın. 2023. AR Dance Learning App with a Feedback Feature Through Pose Estimation: DancER. In *International Conference on Human-Computer Interaction*. Springer, 198–204.
- [4] Hugh Beyer and Karen Holtzblatt. 1999. Contextual design. *interactions* 6, 1 (1999), 32–42.
- [5] Julien Blanchet, Megan E Hillis, Yeongji Lee, Qijia Shao, Xia Zhou, David JM Kraemer, and Devin Balkcom. 2023. LearnThatDance: Augmenting TikTok Dance Challenge Videos with an Interactive Practice Support System Powered by Automatically Generated Lesson Plans. In *Adjunct Proceedings of the 36th Annual ACM Symposium on User Interface Software and Technology*. 1–4.
- [6] Blender Foundation. [n. d.]. Blender - Open Source 3D Creation Suite. <https://www.blender.org/>. Accessed: 2024-06-11.
- [7] Jacky CP Chan, Howard Leung, Jeff KT Tang, and Taku Komura. 2010. A virtual reality dance training system using motion capture technology. *IEEE transactions on learning technologies* 4, 2 (2010), 187–195.
- [8] Kuo-En Chang, Jia Zhang, Yang-Sheng Huang, Tzu-Chien Liu, and Yao-Ting Sung. 2020. Applying augmented reality in physical education on motor skills learning. *Interactive Learning Environments* 28, 6 (2020), 685–697.
- [9] Karen Dearborn and Rachael Ross. 2006. Dance learning and the mirror: comparison study of dance phrase learning with and without mirrors. *Journal of Dance Education* 6, 4 (2006), 109–115.
- [10] digital standard. 2021. ThreeDPoseUnityBarracuda. <https://github.com/digital-standard/ThreeDPoseUnityBarracuda>.
- [11] Daniel L Eaves, Gavin Breslin, Paul Van Schaik, Emma Robinson, and Iain R Spears. 2011. The short-term effects of real-time virtual reality feedback on motor learning in dance. *Presence: Teleoperators and Virtual Environments* 20, 1 (2011), 62–77.
- [12] Inc Free Software Foundation. 2007. pafy. <https://github.com/mps-youtube/pafy>.
- [13] Javid Iqbal and Manjit Singh Sidhu. 2021. Augmented Reality-Based Dance Training System: A Study of Its Acceptance. In *Design, Operation and Evaluation of Mobile Communications: Second International Conference, MOBILE 2021, Held as Part of the 23rd HCI International Conference, HCII 2021, Virtual Event, July 24–29, 2021, Proceedings 23*. Springer, 219–228.
- [14] Muhammed Kocabas, Nikos Athanasiou, and Michael J. Black. 2020. VIBE: Video Inference for Human Body Pose and Shape Estimation. In *The IEEE Conference on Computer Vision and Pattern Recognition (CVPR)*.
- [15] Markus Laattala, Roosa Piitulainen, Nadia Ady, Monica Tamariz, and Perttu Hämäläinen. 2024. Anticipatory Movement Visualization for VR Dancing. In *ACM SIGCHI Annual Conference on Human Factors in Computing Systems*. ACM.
- [16] Markus Laattala, Roosa Piitulainen, Nadia M Ady, Monica Tamariz, and Perttu Hämäläinen. 2024. Wave: Anticipatory movement visualization for vr dancing. In *Proceedings of the 2024 CHI Conference on Human Factors in Computing Systems*. 1–9.
- [17] Brian McFee, Colin Raffel, Dawen Liang, Daniel PW Ellis, Matt McVicar, Eric Battenberg, and Oriol Nieto. 2015. librosa: Audio and music signal analysis in python. *SciPy 2015* (2015), 18–24.
- [18] Soyong Shin, Juyong Kim, Eni Halilaj, and Michael J. Black. 2024. WHAM: Reconstructing World-grounded Humans with Accurate 3D Motion. [arXiv:2312.07531 \[cs.CV\]](https://arxiv.org/abs/2312.07531).
- [19] Unity Technologies. [n. d.]. Unity Real-Time Development Platform. <https://unity.com/>. Accessed: 2024-06-11.
- [20] Yoko Usui, Katsumi Sato, and Shinichi Watabe. 2015. Learning Hawaiian hula dance by using tablet computer. In *SIGGRAPH Asia 2015 Symposium on Education*. 1–2.
- [21] Jiahao Wang, Yunhong Wang, Nina Weng, Tianrui Chai, Annan Li, Faxi Zhang, and Sansi Yu. 2022. Will you ever become popular? Learning to predict virality of dance clips. *ACM Transactions on Multimedia Computing, Communications, and Applications (TOMM)* 18, 2 (2022), 1–24.
- [22] Yufeng Wu, Gangyi Ding, Hongsong Li, Tong Xue, Di Jiao, Tianyu Huang, Longfei Zhang, Fuquan Zhang, and Lin Xu. 2019. VRAS: A virtual rehearsal assistant system for live performance. In *Advances in Smart Vehicular Technology, Transportation, Communication and Applications: Proceeding of the Second International Conference on Smart Vehicular Technology, Transportation, Communication and Applications, October 25-28, 2018 Mount Emei, China, Part 2*. Springer, 208–216.
- [23] Zulko. 2023. moviepy. <https://github.com/Zulko/moviepy>.