

IMPARTIAL GEODETIC REMOVING GAMES ON GRID GRAPHS

BRET J. BENESH, DANA C. ERNST, MARIE MEYER, SARAH K. SALMON, AND NÁNDOR SIEBEN

ABSTRACT. A subset of the vertex set of a graph is geodetically convex if it contains every vertex on any shortest path between two elements of the subset. The convex hull of a set of vertices is the smallest convex set containing the set. We study two games in which two players take turns selecting vertices of a graph until the convex hull of the remaining unselected vertices is too small. The last player to move is the winner. The achievement game ends when the convex hull of the unselected vertices does not contain every vertex in the graph. In the avoidance game, the convex hull of the remaining vertices must contain every vertex. We determine the nim-number of these games for the family of grid graphs. We also provide some results for lattice graphs. Key tools in this analysis are delayed gamegraphs, option preserving maps, and case analysis diagrams.

1. INTRODUCTION

The geodetic closure of a vertex subset S of a finite simple graph is the collection of vertices contained on shortest paths between pairs of elements of S . Harary [9], followed by Buckley and Harary [6], introduced two impartial geodetic closure games on graphs based on this concept. In both games, two players take turns selecting previously-unselected vertices, with the geodetic closure of the accumulated set being recalculated after each move. In the achievement game, the player that causes the geodetic closure to equal the entire vertex set wins. In contrast, in the avoidance game, a player loses if they are forced to select a vertex that results in the geodetic closure equaling the full vertex set. These games were analyzed on several well-known graphs, such as cycles, complete graphs, wheel and generalized wheel graphs, complete bipartite graphs, complete multipartite graphs, hypercubes, the Petersen graph, coronas, complete block graphs, and split graphs [5, 6, 8, 10, 12, 16].

In [4], we investigated a variation of the geodetic closure games that uses the convex hull instead of the geodetic closure. A subset of vertices of a finite graph is said to be (geodetically) convex if it contains every vertex along shortest paths connecting vertices in the subset. The convex hull of a subset S of vertices is the smallest convex set containing S . The difference between the two operators is that the convex hull iteratively applies the geodetic closure until the set stabilizes. Note that the convex hull is a closure operator while the geodetic closure is not, despite its name. The convex hull and geodetic closure operators are the same for many families of graphs while they are different on others such as hypercube graphs, complete multipartite graphs, and generalized wheel graphs. While [5, 6, 8, 10] only determine the outcome of geodetic closure games, we computed the nim-values, and hence the outcomes, of the convex hull games for several families of graphs. Of course, this implies that we simultaneously determined the nim-values for the geodetic closure games in instances where the convex hull games and geodetic closure games are the same.

2020 *Mathematics Subject Classification.* 91A46, 91A43, 52A01, 52B40.

Key words and phrases. convex hull, hypergraph game, option preserving map, delayed gamegraph.

Date: 6/13/2025.

The geodetic closure and convex hull games described above are building hypergraph games [14]. Removing hypergraph games are a complementary flavor of hypergraph games. In removing convex hull hypergraph games, players take turns selecting vertices of a finite graph until the convex hull of the remaining unselected vertices becomes too small. The achievement game ends when the convex hull of the unselected vertices does not equal the vertex set of the graph. In the avoidance game, the convex hull of the remaining vertices must equal the vertex set of the graph after each player makes a move. In this paper, we analyze these games for lattice graphs.

Our method of attack involves the introduction of achievement and avoidance removing games played on a 3×3 matrix. Each removing game played on a grid graph maps to a matrix game under an option preserving map [2, 3, 11]. Since option preserving maps preserve nim-values [3], we can study the original removing games played on grid graphs by analyzing the corresponding simpler matrix games instead.

For a comprehensive treatment of the standard theory of impartial games, we suggest that the reader consult [1, 7, 15].

2. PRELIMINARIES

In this section, we recall some terminology and results that we rely on.

2.1. Convex hull. Let $\Gamma = (V, E)$ be a simple graph with a nonempty vertex set V . A *geodesic* of Γ is a shortest path between two vertices. A set K of vertices is *geodetically convex*, or simply *convex*, if it contains every vertex along geodesics connecting vertices in K . The *convex hull* of a vertex set S is the intersection $[S] := \bigcap \{K \mid S \subseteq K \text{ and } K \text{ is convex}\}$ of all convex sets containing S . A comprehensive reference about geodetic convexity is [13].

Let P_n denote the *path graph* with n vertices. Box product graphs of the form $P_{n_1} \square \cdots \square P_{n_d}$ with $2 \leq n_1 \leq \cdots \leq n_d \geq 3$ are called (d -dimensional) *lattice graphs*. A 2-dimensional lattice graph $P_m \square P_n$ is called a *grid graph*. Figure 2.1 depicts the natural embeddings of $P_3 \square P_4$ and $P_2 \square P_2 \square P_3$ into \mathbb{R}^2 and \mathbb{R}^3 , respectively.

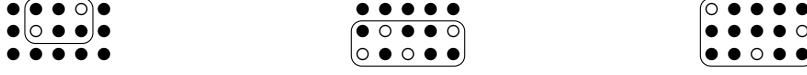


FIGURE 2.1. The graphs $P_3 \square P_4$ and $P_2 \square P_2 \square P_3$.

For simplicity we sometimes omit drawing the edges in figures showing grid graphs.

Example 2.1. Figure 2.2 shows three examples of convex hulls $[S]$ of subsets $S \subseteq V$ of the grid graph $P_3 \square P_5$. The elements of S are denoted by \circ . The convex vertex sets of $P_m \square P_n$ are products of a path in P_m and a path in P_n . These occupy rectangular regions on the figures. In fact, $[S]$ occupies the smallest rectangular region containing S . On the third example $[S] = V$ because S contains a vertex on each edge (top, bottom, left, right) of the grid. This S is minimal with this property.

What we observed in the previous example generalizes to higher dimensions. The convex hull $[S]$ of a vertex subset S of a d -dimensional lattice graph Γ is the whole vertex set V if and only if S contains a vertex on every face of the natural embedding of Γ in \mathbb{R}^d as a polytope.

FIGURE 2.2. Convex hulls of subsets of $P_3 \square P_5$.

Example 2.2. The convex hull $[S]$ of the set S of vertices denoted by \circ is the full vertex set V for each graph in Figure 2.3. Each S is minimal with this property. Notice that in the last graph not every vertex is on a geodesic between two vertices of S .

FIGURE 2.3. Four minimal vertex subsets S of $P_2 \square P_2 \square P_3$ satisfying $[S] = V$.

2.2. Geodetic removing games. We study two removing hypergraph games on Γ , where two players take turns selecting previously-unselected vertices until certain conditions are met. A position in both games is the set P of jointly selected vertices. The achievement game *terminate* $\text{TER}(\Gamma)$ ends as soon as the convex hull of the unchosen vertices is no longer V , that is, $[V \setminus P] \neq V$. The avoidance game *do not terminate* $\text{DNT}(\Gamma)$ ends as soon as there is no choice of vertex to select such that the convex hull of the unchosen vertices is still V . In other words, $[V \setminus P] = V$ for each position P in this game. We use normal play convention, so the last player to move wins. Removing and building hypergraph games were studied in [14]. The building versions of our geodetic convex hull games were studied in [4]. Other versions of these games can be found in [6, 10].

2.3. Gamegraphs. We often use digraphs to model impartial combinatorial games, where the vertices are positions of the game and arrows represent possible moves between positions. More formally, an *optiongraph* is a nonempty set D of *positions* together with an *option function* $\text{Opt}_D : D \rightarrow 2^D$ [2, 3]. A *play* from position p to position q is a sequence $p = p_0, p_1, \dots, p_k = q$ such that $p_{i+1} \in \text{Opt}_D(p_i)$ for all i . In this case we say that q is a *subposition* of p . A play is *cyclic* if a position occurs in it more than once. A finite optiongraph is a (finite) *gamegraph* G if it has only acyclic plays and every position is a subposition of a specific position called the *starting position*. Note that the starting position is the unique position that is not an option of any other position. The nim-value of G is the nim-value of this unique starting position.

The option function Opt_G , or simply Opt , encodes the same information as the arrow set $\{(p, q) \mid q \in \text{Opt}(p)\}$ of a digraph whose vertices are the positions. In this digraph the starting position is the unique source vertex and there are walks from a position to its subpositions.

The advantage of the option function over the arrow set is the following. A function $\beta : G \rightarrow H$ between gamegraphs is called *option preserving* if $\text{Opt}_H(\beta(p)) = \beta(\text{Opt}_G(p))$ for all $p \in G$ [3, 11]. If β is an option preserving gamegraph map, then $\text{nim}(\beta(p)) = \text{nim}(p)$ for each $p \in G$ [3, Corollary 4.18]. This implies that G and $\beta(G)$ have the same nim-value and hence outcome under normal play.

The *disjunctive sum* $G \square H$ of two gamegraphs G and H is the gamegraph with positions $G \times H$ and option function $\text{Opt}_{G \square H}(p, q) := (\text{Opt}_G(p) \times \{q\}) \cup (\{p\} \times \text{Opt}_H(q))$. In terms of

digraphs, $G \square H$ is the box product of G and H . In each turn a player makes a valid move either in G or in H . The nim-number of $G \square H$ can be computed as the *nim-sum*

$$\text{nim}(G \square H) = \text{nim}(G) \oplus \text{nim}(H),$$

which requires binary addition without carry by the Sprague–Grundy Theorem.

Example 2.3. Figure 2.4 shows a representative quotient gamegraph for $\text{DNT}(P_2 \square P_3)$. In this quotient, we identified geometrically congruent positions. Each equivalence class is shown with a representative. It is easy to see that the canonical quotient map from the original gamegraph to this quotient gamegraph is option preserving and hence nim-value preserving. We have labeled positions with their nim-values.

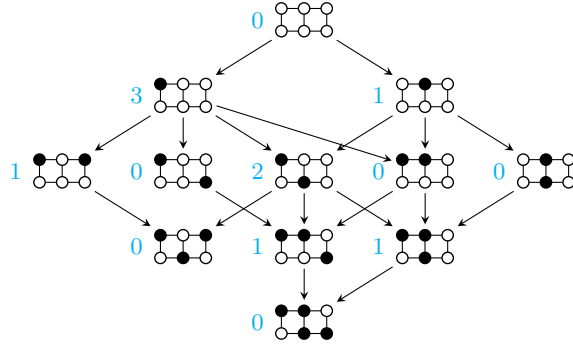


FIGURE 2.4. Representative quotient gamegraph for $\text{DNT}(P_2 \square P_3)$. Vertices depicted by \bullet are already selected, while vertices depicted by \circ are still unselected.

3. DELAY MOVES

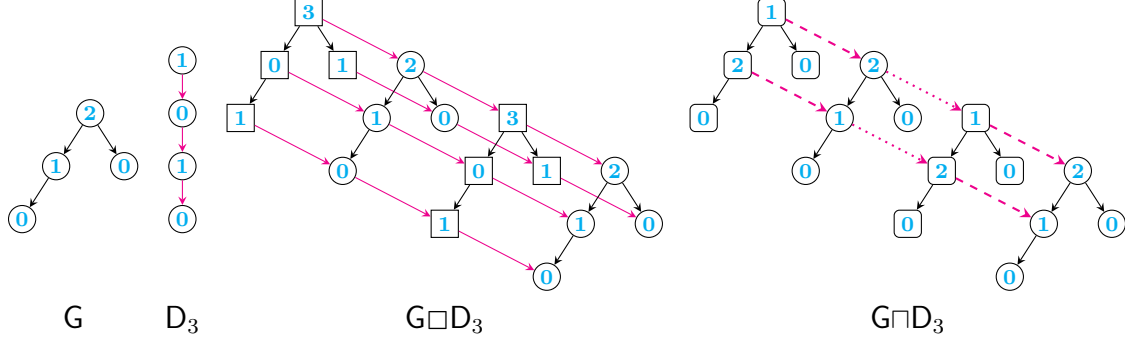
Let G be a gamegraph and D_k be the directed path with positions $k, k-1, \dots, 0$ and option function satisfying $\text{Opt}(i) = \{i-1\}$ for $i \in \{1, \dots, k\}$ and $\text{Opt}(0) = \emptyset$. The *delayed gamegraph* $G \sqcap D_k$ has positions $G \times D_k$. In this gamegraph, $(q, r) \in \text{Opt}(p, r)$ if and only if $q \in \text{Opt}(p)$, while $(p, s) \in \text{Opt}(p, r)$ if and only if $s \in \text{Opt}(r)$ and p is not terminal in G . Roughly speaking, this means that the delayed gamegraph is $G \square D_k$ with arrows connecting terminal positions of G removed.

Example 3.1. Figure 3.1 shows an example of the sum and the delayed gamegraphs. The positions are labeled with their nim-values.

Play on the delayed gamegraph $G \sqcap D_k$ is similar to play on the sum $G \square D_k$ with a change in determining the end of the play. Players first pick either G or D_k and then make a move in the chosen game. But the game ends as soon as a terminal position is reached in G even if D_k still has legal moves.

According to the Sprague–Grundy Theorem, $\text{nim}(p, r) = \text{nim}(p) \oplus \text{pty}(r)$ in $G \square D_k$. We have a similar result for $G \sqcap D_k$.

Proposition 3.2. If $p \in G$, then $\text{nim}(p, 2r) = \text{nim}(p, 0) = \text{nim}(p)$ and $\text{nim}(p, 2r+1) = \text{nim}(p, 1)$ in the delayed gamegraph $G \sqcap D_k$.

FIGURE 3.1. Sum $G \square D_3$ and delayed $G \cap D_3$ gamegraphs.

Proof. To show the first result, we use structural induction on the positions of G . If p is a terminal position of G , then $(p, 2r)$ is a terminal position of $G \cap D_k$, and so $\text{nim}(p, 2r) = 0 = \text{nim}(p)$. Assume p is a nonterminal position of G and $2r$ is a position of D . If $r = 0$, then $\text{nim}(p, 2r) = \text{nim}(p)$ since G and the gamegraph induced by $V_G \times \{0\}$ are isomorphic. So assume $r > 0$. Then

$$\begin{aligned} \text{nim}(p, 2r) &= \text{mex}(\text{nim}(\text{Opt}(p, 2r))) \\ &= \text{mex}(\text{nim}(\text{Opt}(p) \times \{2r\}) \cup \{\text{nim}(p, 2r - 1)\}) \\ &= \text{mex}(\text{nim}(\text{Opt}(p)) \cup \{\text{nim}(p, 2r - 1)\}) \end{aligned}$$

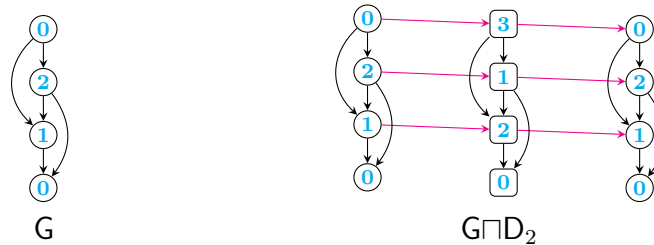
by induction. Since $(p, 2r - 2) \in \text{Opt}(p, 2r - 1)$ and $\text{nim}(p, 2r - 2) = \text{nim}(p)$ by induction, we must have $\text{nim}(p, 2r - 1) \neq \text{nim}(p)$. Thus $\text{nim}(p, 2r) = \text{nim}(p)$.

Similar argument proves the second result using $\text{nim}(\text{Opt}(p, 2r + 1)) = \text{nim}(\text{Opt}(p, 2r - 1))$. \square

A consequence of this result is that if the second player has a winning strategy for G , then the second player also has a winning strategy for the delayed game $G \cap D_{2k}$. Whenever the first player tries to make a delay move in D_{2k} (along a dotted arrow in Figure 3.1), the second player can counter this attempt by also making a move in D_{2k} (along a dashed arrow).

Corollary 3.3. If G is a gamegraph, then $\text{nim}(G \cap D_{2k}) = \text{nim}(G)$ and $\text{nim}(G \cap D_{2k+1}) = \text{nim}(G \cap D_1)$.

Example 3.4. Figure 3.2 shows that $\text{nim}(p) = 0$ in G does not imply that $\text{nim}(p, 1) = 1$ in $G \cap D_1$ for nonterminal p . It is clear that $\text{nim}(p, 1) \neq \text{nim}(p)$ for all nonterminal p but an actual formula for $\text{nim}(p, 1)$ seems elusive.

FIGURE 3.2. The nim-values of the positions of G and $G \cap D_2$.

4. MATRIX GAMES

Let $M = \begin{bmatrix} a & b & c \\ d & e & f \\ g & h & i \end{bmatrix}$ be a 3×3 matrix with nonnegative entries. Let $S := \{r_1, r_3, c_1, c_3\}$ be the set of *edge sums*, where

$$r_1 := a + b + c, \quad r_3 := g + h + i, \quad c_1 := a + d + g, \quad c_3 := c + f + i.$$

We consider two games in which players decrease one of the positive entries of the matrix by 1. In the $\text{DNT}(M)$ game, every element of S must remain positive. The $\text{TER}(M)$ game ends as soon as one of the elements of S becomes 0. In both games, the last player to move wins.

The reason we are interested in matrix games is their connection to grid games. Let \mathbf{G} be either $\text{DNT}(P_m \square P_n)$ or $\text{TER}(P_m \square P_n)$. We define a map α from the positions of \mathbf{G} to $\mathbb{W}^{3 \times 3}$. We do this by counting the number of unselected vertices in nine regions of $P_m \square P_n$. These regions are the corners, the edges without corners, and the interior, as shown:

$$\begin{array}{c|c|c} a & b & c \\ \hline d & e & f \\ \hline g & h & i \end{array}$$

If $m = 2$, then some regions are empty and $d = e = f = 0$.

Example 4.1. A position P in a grid game on $P_4 \square P_5$ and its corresponding matrix $\alpha(P)$ are

$$P : \begin{array}{c|c|c|c|c} \bullet & \circ & \circ & \circ & \circ \\ \circ & \circ & \bullet & \bullet & \circ \\ \circ & \bullet & \bullet & \bullet & \circ \\ \circ & \bullet & \bullet & \bullet & \circ \\ \bullet & \circ & \bullet & \bullet & \circ \end{array}, \quad \alpha(P) = \begin{bmatrix} 0 & 3 & 1 \\ 2 & 2 & 1 \\ 0 & 1 & 1 \end{bmatrix}.$$

The next result is easily seen.

Proposition 4.2. The map α is option preserving between $\text{DNT}(P_m \square P_n) \rightarrow \text{DNT}(M)$ and $\text{TER}(P_m \square P_n) \rightarrow \text{TER}(M)$, where M is the image of the starting position.

Note that the image of the starting position of a game on $P_m \square P_n$ is

$$\begin{bmatrix} 1 & b & 1 \\ d & e & d \\ 1 & b & 1 \end{bmatrix},$$

where $b = n - 2$, $d = m - 2$, and $e = (m - 2)(n - 2)$.

Since option preserving maps preserve nim-values, we have the following.

Corollary 4.3. If M is the image of the starting position through α , then

$$\text{nim}(\text{DNT}(P_m \square P_n)) = \text{nim}(\text{DNT}(M)), \quad \text{nim}(\text{TER}(P_m \square P_n)) = \text{nim}(\text{TER}(M)).$$

Proposition 4.4. For each matrix

$$\text{nim}(\text{DNT}(\begin{bmatrix} a & b & c \\ d & e & f \\ g & h & i \end{bmatrix})) = \text{nim}(\text{DNT}(\begin{bmatrix} a & b & c \\ d & 0 & f \\ g & h & i \end{bmatrix})) \oplus \text{pty}(e).$$

Proof. Note that the game is not finished until the middle entry is 0, so the game is isomorphic to a game sum. That is,

$$\text{DNT}(\begin{bmatrix} a & b & c \\ d & e & f \\ g & h & i \end{bmatrix}) \cong \text{DNT}(\begin{bmatrix} a & b & c \\ d & 0 & f \\ g & h & i \end{bmatrix}) \square D_e.$$

The result now follows from nim addition. □

Proposition 4.5. For each matrix

$$\text{nim}(\text{TER}(\begin{bmatrix} a & b & c \\ d & e & f \\ g & h & i \end{bmatrix})) = \text{nim}(\text{TER}(\begin{bmatrix} a & b & c \\ d & \text{pty}(e) & f \\ g & h & i \end{bmatrix}))).$$

Proof. Note that the game is finished as soon as one of the edge sums becomes 0 even if the middle entry is not zero. This essentially means that decreasing e is a delay move. Hence

$$\text{TER}(\begin{bmatrix} a & b & c \\ d & e & f \\ g & h & i \end{bmatrix}) \cong \text{TER}(\begin{bmatrix} a & b & c \\ d & 0 & f \\ g & h & i \end{bmatrix}) \sqcap \mathbf{D}_e.$$

The result now follows from Corollary 3.3. \square

5. GRID GAMES

We study the grid games $\text{DNT}(P_m \square P_n)$ and $\text{TER}(P_m \square P_n)$ through their corresponding matrix games using Corollary 4.3.

Proposition 5.1. For each grid graph, $\text{nim}(\text{DNT}(P_m \square P_n)) = \text{pty}(mn)$.

Proof. By Proposition 4.4, the nim-value is $\text{nim}(\text{DNT}(M)) \oplus \text{pty}(mn)$, where

$$M = \begin{bmatrix} 1 & b & 1 \\ d & 0 & d \\ 1 & b & 1 \end{bmatrix}.$$

The second player wins $\text{DNT}(M)$ by always making a move at an entry that is centrally symmetric to the move of the first player. Note that the position always remains centrally symmetric after a move of the second player. This guarantees that the second player always has an available move. \square

Remark 5.2. The strategy for the second player in the previous proof can be depicted using the diagram in Figure 5.1 with the assumptions $x, y \geq 1$ and $X, Y \geq 2$. The arrows of the diagram represent moves in the game. The labels on the arrows indicate the choice of the player using the eight cardinal directions. The game positions after the first player's move are represented by the \bullet symbol. Some of the \bullet positions can be visited more than once. This does not allow for infinite play since $x + y$ is decreasing after each move. The arrow pointing to a box indicates that one of the positions in the box is reachable. The starting position of the game is dependent on the value of m . This is indicated by the \rightsquigarrow symbol.

We only consider available moves and resulting positions up to symmetry. For example, let

$$P = \begin{bmatrix} 1 & x & 0 \\ 0 & 0 & 0 \\ 0 & x & 1 \end{bmatrix}, \quad Q = \begin{bmatrix} 1 & x & 0 \\ y & 0 & y \\ 0 & x & 1 \end{bmatrix}, \quad R = \begin{bmatrix} 0 & x & 1 \\ y & 0 & y \\ 1 & x & 0 \end{bmatrix}.$$

The moves \xrightarrow{N} and \xrightarrow{S} are considered the same in position P since a central reflection transforms one to the other while preserving the matrix. Positions Q and R are also considered the same because of a reflection through a vertical line.

The point of the admittedly more complex representation in Figure 5.1, explained in Remark 5.2, is that we are going to need these *case analysis diagrams* to describe more complicated strategies.

Our next goal is to handle $\text{TER}(P_m \square P_n)$. First, we present a result about matrix games to handle the $\text{pty}(mn) = 0$ case.

Proposition 5.3. If $M = \begin{bmatrix} 1 & b & 1 \\ d & 0 & d \\ 1 & b & 1 \end{bmatrix}$, then $\text{nim}(\text{TER}(M)) = 0$.

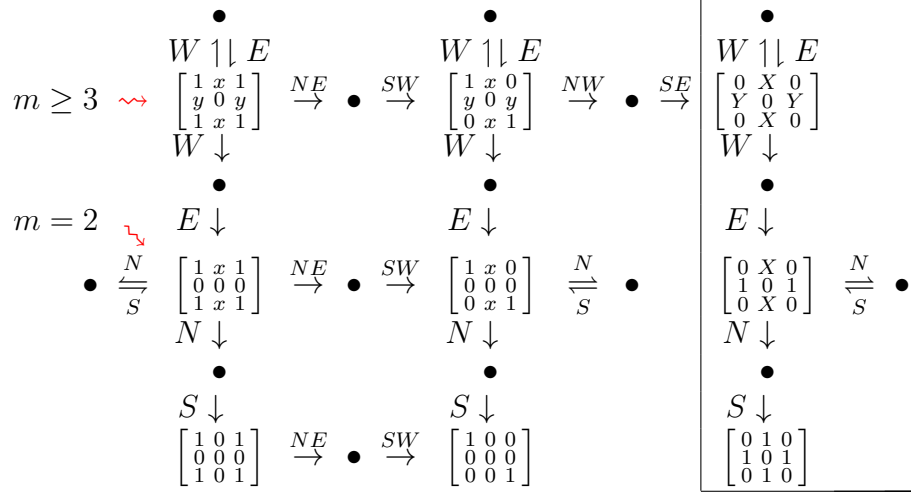


FIGURE 5.1. Case analysis diagram describing a strategy for the second player in $\text{DNT}(M)$. We assume $x, y \geq 1$ and $X, Y \geq 2$. See Remark 5.2 for an explanation of the notation.

Proof. The second player wins using the strategy depicted in the case analysis diagram of Figure 5.2 with the assumptions $x, y \geq 1$ and $X, Y \geq 3$. In this diagram we omitted the moves of the first player for which the second player has an immediate winning response that ends the game. \square

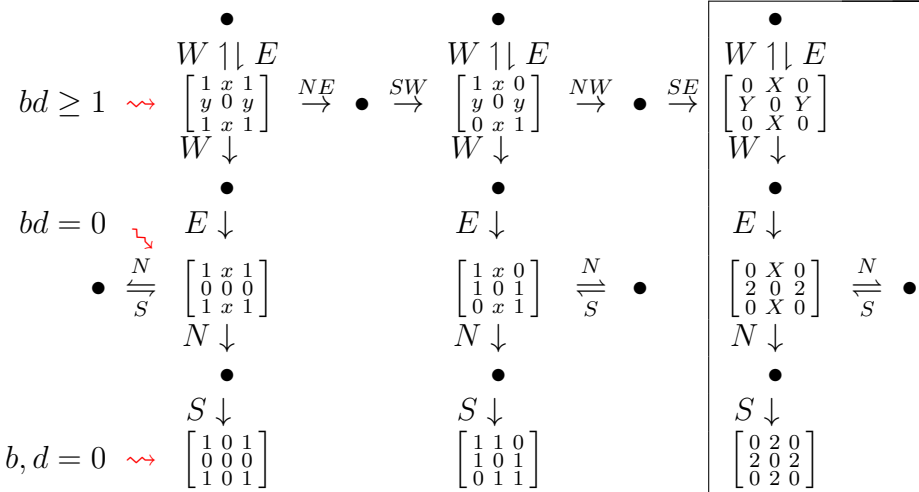


FIGURE 5.2. Case analysis diagram describing a strategy for the second player in $\text{TER}(M)$. We assume $x, y \geq 1$ and $X, Y \geq 3$.

Remark 5.4. The second player's strategy in the previous proof can be described as:

- (1) Win if possible.
- (2) Otherwise, select the central reflection of the first player's selection.

To handle the $\text{pty}(mn) = 1$ case, we generalize this *central reflection strategy* to a broader setting.

Corollary 5.5. (CR) If e is even, then $\text{nim}(\text{TER}(M)) = 0$ for $M = \begin{bmatrix} a & b & c \\ d & e & d \\ c & b & a \end{bmatrix}$.

The *horizontal reflection strategy* uses a similar idea with a small twist.

Proposition 5.6. (HR) If e is even, o, \tilde{o} are odd, $\tilde{o} \geq 3$, and the edge sums are at least 2, then $\text{nim}(\text{TER}(M)) = 0$ for $M = \begin{bmatrix} a & b & c \\ e & o & \tilde{o} \\ a & b & c \end{bmatrix}$.

Proof. It is easy to see that the second player wins using the following strategy:

- (1) If the top or bottom edge sum is 1, then make the winning move on that edge.
- (2) If $M_{2,2}$ and $M_{2,3}$ have different parities, then select the odd entry to make both of them even.
- (3) Otherwise, select the horizontal reflection of the first player's selection.

□

Note that the $\tilde{o} \geq 3$ requirement is necessary, since otherwise the second player can create the losing position

$$\begin{bmatrix} 1 & b & 0 \\ e & o & 1 \\ 1 & b & 0 \end{bmatrix}.$$

We need two more results to handle common strategies called *middle games A and B*. Both of these strategies rely on the central reflection strategy (CR) as an endgame.

Proposition 5.7. (MA) If $b \geq 2$, then $\text{nim}(\text{TER}(M)) = 1$ for $M = \begin{bmatrix} 1 & b & 1 \\ 0 & 1 & 0 \\ 1 & b & 1 \end{bmatrix}$.

Proof. The second player wins $\text{TER}(M) + *1$ using the strategy depicted in the case analysis diagram of Figure 5.3 with the assumption $x \geq 2$. An arrow indicating the selection of the central entry is labeled by C in the diagram. □

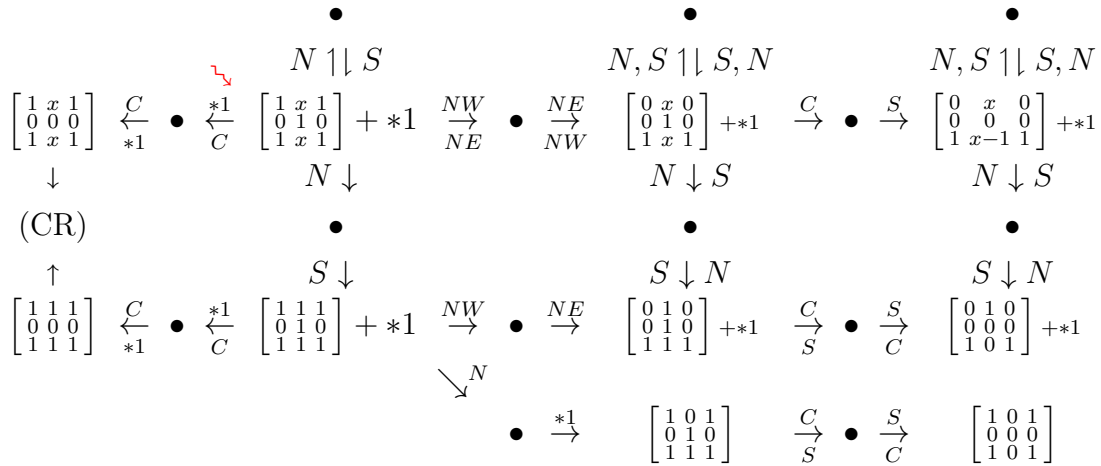


FIGURE 5.3. The middle game strategy (MA) for the second player in $\text{TER}(M) + *1$. We assume $x \geq 2$.

Proposition 5.8. (MB) If $a \geq 2$, then $\text{nim}(\text{TER}(M)) = 1$ for $M = \begin{bmatrix} 0 & a & 1 \\ 1 & 1 & 1 \\ 1 & a & 0 \end{bmatrix}$.

Proof. The second player wins $\text{TER}(M) + *1$ using the strategy depicted in the case analysis diagram of Figure 5.4 with the assumption $x \geq 2$. □

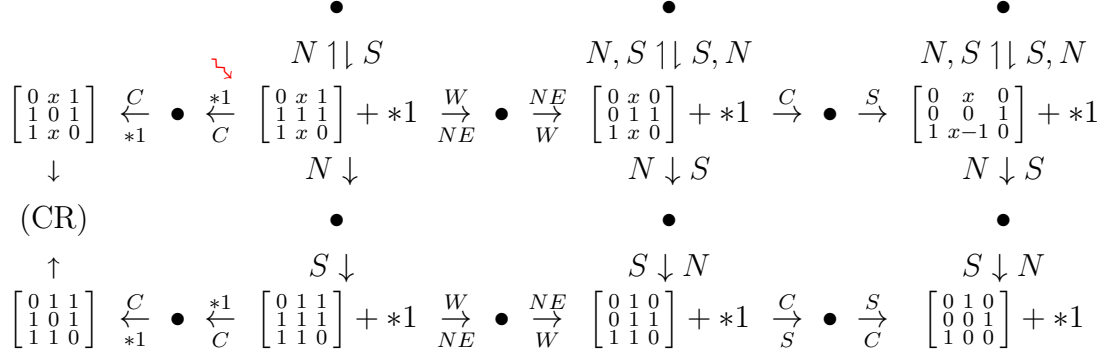


FIGURE 5.4. The middle game strategy (MB) for the second player in $\text{TER}(M) + *1$. We assume $x \geq 2$.

Now we provide an opening strategy.

Proposition 5.9. If b and d are odd, then $\text{nim}(\text{TER}(M)) = 1$ for $M = \begin{bmatrix} 1 & b & 1 \\ d & 1 & d \\ 1 & b & 1 \end{bmatrix}$.

Proof. The second player wins $\text{TER}(M) + *1$ using the strategy depicted in the case analysis diagram of Figure 5.5 with the assumptions $x, y \geq 1$, $X, Y \geq 3$, and x, y, X, Y are odd. \square

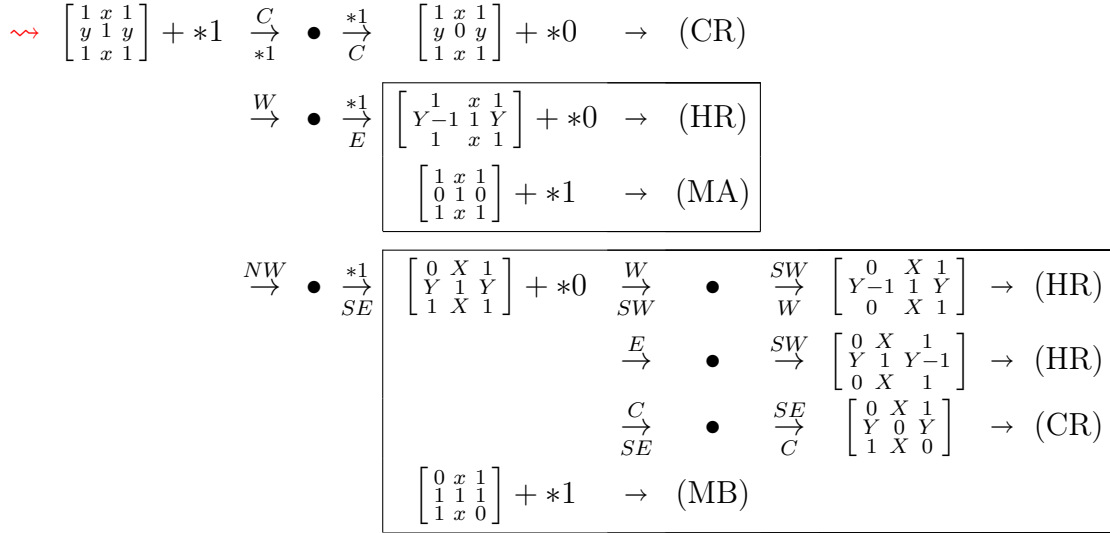


FIGURE 5.5. A winning strategy for the second player in $\text{TER}(M) + *1$. We assume $x, y \geq 1$, $X, Y \geq 3$, and x, y, X, Y are odd.

We now have enough tools to present our main result about grid games.

Proposition 5.10. For each grid graph, $\text{nim}(\text{TER}(P_m \square P_n)) = \text{pty}(mn)$.

Proof. Corollary 4.3 implies that $\text{nim}(\text{TER}(P_m \square P_n)) = \text{TER}(M)$, where

$$M = \begin{bmatrix} 1 & b & 1 \\ d & e & d \\ 1 & b & 1 \end{bmatrix}$$

is the corresponding matrix. We can replace e by $\text{pty}(e)$ by Proposition 4.5.

If $\text{pty}(mn) = 0$, then b or d is even and $e = 0$, so the result follows from Proposition 5.3. If $\text{pty}(mn) = 1$, then b and d are odd and $e = 1$, so the result follows from Proposition 5.9. \square

6. LATTICE GAMES

Let $\Gamma = P_{n_1} \square \cdots \square P_{n_d}$ be a lattice graph. Our option preserving function α maps game positions to d -dimensional tensors in $\mathbb{W}^{3 \times \cdots \times 3}$. The matrix games generalize to tensor games. In this generalization, the set S contains face sums instead of edge sums.

Proposition 6.1. For each lattice graph, $\text{nim}(\text{DNT}(\Gamma)) = \text{pty}(n_1 \cdots n_d)$.

Proof. The central reflection strategy used in Proposition 5.1 works for tensor games. \square

Just like in Proposition 4.5, the tensor game $\text{TER}(M)$ is isomorphic to $\text{TER}(N) \sqcap \text{D}_e$, where N is built from M by replacing the central entry e by 0.

Proposition 6.2. If $\text{pty}(n_1 \cdots n_d) = 0$, then $\text{nim}(\text{TER}(\Gamma)) = 0$.

Proof. The central entry e of the corresponding tensor M is even, so $\text{nim}(\text{TER}(\Gamma)) = \text{nim}(\text{TER}(N)) = 0$ since the second player can win $\text{TER}(N)$ using the central reflection strategy described in Remark 5.4. \square

Proposition 6.3. If $\text{pty}(n_1 \cdots n_d) = 1$, then $\text{nim}(\text{TER}(\Gamma)) \neq 0$.

Proof. The central entry e of the corresponding tensor M is odd, so $\text{nim}(\text{TER}(\Gamma)) = \text{nim}(\text{TER}(N) \sqcap \text{D}_1) \neq 0$ since the second player can win $\text{TER}(N)$ by the central reflection strategy. \square

It seems reasonable to expect that $\text{nim}(\text{TER}(\Gamma)) = 1$ for $\text{pty}(n_1 \cdots n_d) = 1$. Unfortunately, even the analysis for $G = P_3 \square P_3 \square P_3$ seems quite complex.

ACKNOWLEDGEMENTS

This material is based upon work supported by the National Science Foundation under Grant No. DMS-1929284 while the authors were in residence at the Institute for Computational and Experimental Research in Mathematics in Providence, RI, via the Collaborate@ICERM program.

REFERENCES

- [1] Michael H. Albert, Richard J. Nowakowski, and David Wolfe. *Lessons in Play: An Introduction to Combinatorial Game Theory*. CRC Press, 2007.
- [2] Mikhail Baltushkin, Dana C. Ernst, and Nándor Sieben. Isomorphism theorems for impartial combinatorial games. (preprint), 2025.
- [3] Bojan Bašić, Paul Ellis, Dana C. Ernst, Danijela Popović, and Nándor Sieben. Categories of impartial rulegraphs and gamegraphs. *Internat. J. Game Theory*, 53(4), 2024.
- [4] Bret J. Benesh, Dana C. Ernst, Marie Meyer, Sarah Salmon, and Nándor Sieben. Impartial geodesic building games on graphs. *Int. J. Game Theory*, 53(4), 2025.
- [5] Fred Buckley and Frank Harary. Closed geodesic games for graphs. *Combinatorics, graph theory and computing*, Proc. 16th Southeast. Conf., Boca Raton/Fla. 1985, Congr. Numerantium 47, 131–138, 1985.
- [6] Fred Buckley and Frank Harary. Geodesic games for graphs. *Quaest. Math.*, 8:321–334, 1986.
- [7] John Horton Conway. *On Numbers and Games*. Natick, MA: A K Peters, 2nd ed. edition, 2001.
- [8] Aviezri Fraenkel and Frank Harary. Geodesic contraction games on graphs. *Int. J. Game Theory*, 18(3):327–338, 1989.
- [9] Frank Harary. Convexity in graphs: Achievement and avoidance games. In M. Rosenfeld and J. Zaks, editors, *Annals of Discrete Mathematics (20): Convexity and Graph Theory*, volume 87 of *North-Holland Mathematics Studies*, page 323. North-Holland, 1984.

- [10] Teresa W. Haynes, Michael A. Henning, and Charlotte Tiller. Geodetic achievement and avoidance games for graphs. *Quaest. Math.*, 26(4):389–397, 2003.
- [11] Shuo-Yen Robert Li. Generalized impartial games. *Internat. J. Game Theory*, 3:169–184, 1974.
- [12] Milena Nečásková. A note on the achievement geodetic games. *Quaest. Math.*, 12(1):115–119, 1989.
- [13] Ignacio M. Pelayo. *Geodesic Convexity in Graphs*. SpringerBriefs Math. New York, NY: Springer, 2013.
- [14] Nándor Sieben. Impartial hypergraph games. *Electron. J. Combin.*, 30(2):Paper No. 2.13, 36, 2023.
- [15] Aaron Nathan Siegel. *Combinatorial Game Theory*, volume 146 of *Graduate Studies in Mathematics*. American Mathematical Society, Providence, RI, 2013.
- [16] Yue-Li Wang. Geodetic contraction games on trees. In *Frontiers in Algorithmics. 11th international workshop, FAW 2017, Chengdu, China, June 23–25, 2017. Proceedings*, pages 233–240. Cham: Springer, 2017.

DEPARTMENT OF MATHEMATICS, COLLEGE OF SAINT BENEDICT AND SAINT JOHN’S UNIVERSITY, 37
COLLEGE AVENUE SOUTH, SAINT JOSEPH, MN 56374-5011, USA
Email address: bbenesh@csbsju.edu

DEPARTMENT OF MATHEMATICS AND STATISTICS, NORTHERN ARIZONA UNIVERSITY PO Box 5717,
FLAGSTAFF, AZ 86011-5717, USA
Email address: Dana.Ernst@nau.edu, Nandor.Sieben@nau.edu

DEPARTMENT OF ENGINEERING, COMPUTING, AND MATHEMATICAL SCIENCES, LEWIS UNIVERSITY, 1
UNIVERSITY PKWY, ROMEOVILLE, IL 60446, USA
Email address: mmeyer2@lewisu.edu

DEPARTMENT OF MATHEMATICS, UNIVERSITY OF COLORADO BOULDER CAMPUS BOX 395, 2300 COL-
ORADO AVENUE, BOULDER, CO 80309, USA
Email address: Sarah.Salmon@colorado.edu