

JobHop: A Large-Scale Dataset of Career Trajectories

Iman Johary
Ghent University
Ghent, Belgium
iman.johary@ugent.be

Alexandru C. Mara
Ghent University
Ghent, Belgium
alexandru.mara@ugent.be

Raphaël Romero
Ghent University
Ghent, Belgium
raphael.romero@ugent.be

Tijl De Bie
Ghent University
Ghent, Belgium
tijl.debie@ugent.be

ABSTRACT

Understanding labor market dynamics is essential for policymakers, employers, and job seekers. However, comprehensive datasets that capture real-world career trajectories are scarce. In this paper, we introduce JobHop, a large-scale public dataset derived from anonymized resumes provided by VDAB, the public employment service in Flanders, Belgium. Utilizing Large Language Models (LLMs), we process unstructured resume data to extract structured career information, which is then mapped to standardized ESCO occupation codes using a multi-label classification model. This results in a rich dataset of over 2.3 million work experiences, extracted from and grouped into more than 391,000 user resumes and mapped to standardized ESCO occupation codes, offering valuable insights into real-world occupational transitions.

This dataset enables diverse applications, such as analyzing labor market mobility, job stability, and the effects of career breaks on occupational transitions. It also supports career path prediction and other data-driven decision-making processes. To illustrate its potential, we explore key dataset characteristics, including job distributions, career breaks, and job transitions, demonstrating its value for advancing labor market research.

CCS CONCEPTS

• **Computing methodologies** → **Information extraction; Ontology engineering**; • **Information systems** → *Data mining*.

KEYWORDS

Labour market analysis, large language models, ESCO classification, datasets

1 INTRODUCTION

Understanding the complex dynamics of the labor market—shaped by economic conditions, technological advancements, and social trends—is essential for policymakers, employers, and job seekers [27]. Insights into labor market trends guide policy development to address skill shortages and unemployment [32], enhance hiring efficiency and employee retention for employers [24], and improve career guidance and employment opportunities for job seekers [3].

The increasing availability of labor market data, combined with advancements in machine learning and natural language processing, presents new opportunities for data-driven analyses and decision-making [4]. However, publicly accessible datasets capturing real-world occupational trajectories remain scarce, limiting the scope of

labor market research and applications such as career path prediction, workforce planning, and policy analysis.

This paper introduces JobHop, a large-scale dataset derived from anonymized resumes provided by VDAB, the public employment service of Flanders, Belgium. The dataset includes ESCO occupation codes with corresponding dates for over 2.3 million work experiences from more than 391,000 resumes, offering insights into occupational transitions. Using recent advancements in Large Language Models (LLMs), we extract structured career information from unstructured textual data and map it to ESCO codes via a multi-label classification model.

The standardized ESCO taxonomy enables detailed analysis of career trajectories, mobility patterns, job stability, and the influence of education and career breaks on occupational transitions. It also facilitates international comparisons and integration with other labor market data sources. Beyond labor market analysis, the dataset supports applications such as career path prediction, skill gap analysis, workforce planning, and data-driven career guidance tools.

To demonstrate the potential of the dataset, we explore several aspects of the Flemish labour market such as the impact of career breaks on job transitions, mobility within the job market, and job stability across different sectors. We also quantify the influence of university degrees on career trajectories, offering insights into educational outcomes and labor market integration.

As a key contribution to labor market research and career path prediction, we release this aggregated dataset publicly¹. The dataset is designed to be regularly updated to reflect advancements in LLM technology and to incorporate new data, ensuring its continued relevance and value to researchers, policymakers, and practitioners.

The main contributions of this paper are as follows:

- We introduce JobHop, a comprehensive dataset of real-world ESCO occupation transitions, enabling a wide range of labor market analyses and career path prediction applications.
- We present an LLM-based pipeline for extracting structured career information from unstructured resume data and mapping it to standardized ESCO occupation codes.
- We demonstrate the potential of the dataset through an example analysis of the Flemish labor market, showcasing its versatility and value for data-driven decision-making.

¹The dataset is available at: huggingface.co/datasets/aida-ugent/JobHop

The remainder of this paper is structured as follows. Section 2 reviews related work. Section 3 details the data curation process from structural information extraction to data normalization and evaluation. Section 4 provides an in-depth analysis of job market trends and patterns. Finally, Section 5 concludes the paper and discusses avenues for future work.

2 RELATED WORK

This section first provides an overview of currently available datasets describing career trajectories. We then provide background on Named Entity Recognition and Occupation Classification methods, setting the stage for the explanation of choices made for dataset curation.

2.1 Labor market-related dataset

Gathering and publicly sharing large-scale data on job trajectories is costly and raises privacy concerns. Long-running panel surveys, such as the eight panel surveys combined in the Cross-National Equivalent File [1], as well as the National Longitudinal Surveys (NLSY)[25], the China Family Panel Studies (CFPS)[36], the LISS[28], the SIPP[10], and the LLMDB[2], provide crucial information but typically represent very small sample sizes and often require complex procedures for research access. National or international Labor Force Surveys [14] and the U.S. Current Population Survey usually adopt rotating panel structures, which limit their ability to capture long-term dynamics at the individual level.

Accordingly, our work addresses a gap identified by [29] in datasets used for predicting career paths in machine learning. Aside from the use of a rotating survey in [11]—in which individuals are observed for only two years—most studies have focused on learning from proprietary datasets created from online platforms such as LinkedIn [22, 35], CareerBuilder [12], or Zippia [31]. These studies often provide evaluation results on small yet higher-quality panels [11, 15, 31]. The evaluations frequently suggest the complementarity between large, yet potentially less curated, proprietary datasets and high-quality survey data for modeling and analysis.

Smaller public resume datasets are also available, such as the one created by [13], which utilizes a dataset of 2,482 anonymized publicly available resumes sourced from the Kaggle platform. In addition to [29], which provides a large-scale ESCO occupation transition dataset sourced from the German Employment Agency, this work aims to provide a large-scale and public dataset of transactions with dates. This dataset can be used for studying career trajectories, labor market dynamics, and as a benchmark for career path prediction.

2.2 Dataset Curation

2.2.1 Named Entity Recognition. Named Entity Recognition (NER) is a sub-task of information extraction that aims to identify specific entities in text and classify them into predefined categories. NER has been utilized for extracting information from resumes [5, 6, 26]. These works involve segmenting resumes into smaller, semantically similar subsections and training different NER models for each subsection. These approaches, however, generally rely on supervised models which require a large amount of labeled data.

Large language models (LLMs) [19, 30], capable of diverse NLP tasks, have shown promising results in named entity recognition (NER) [18, 34]. Although their NER performance lags behind supervised models, LLMs do not require labeled data. They can identify entities without prior examples through zero-shot prompting [20]. Given the dynamic nature of job market data and the variability in resume quality, developing comprehensive NER models is challenging. LLMs offer a flexible, adaptable solution to address this complexity.

2.2.2 Occupation Classification. The classification of job postings into standard Occupation taxonomies such as ESCO is a fundamental task in labour market analysis. Traditionally, this classification was performed through supervised algorithms leveraging exclusively job title information [7–9]. In contrast, Varelas et al. [33] propose an ensemble of five supervised machine learning models that utilize both job titles and job descriptions. The resulting framework was used to classify Greek job postings into ESCO categories. These supervised models, however, require large amounts of labeled data for training, which is costly to produce and, thus, rarely available.

More recently, Li et al. [23] introduced a new model for unsupervised classification of job postings based on LLMs. This model combines job titles and job descriptions into vector representations which are compared to the representations of ESCO occupations to retrieve the appropriate codes. The model shows promising results and, unlike supervised approaches, does not require large amounts of labeled data.

3 DATASET CURATION

This section starts with a formal problem definition and a description of the input data in Sec. 3.1. In Sec.3.2, it outlines the two-step data normalization process of creating JobHop. In Sec. 3.3 it describes the experimental setup and, finally, in Sec. 3.4 it presents an experimental evaluation of the proposed data curation pipeline.

3.1 Problem Definition

The task of extracting structured information from heavily anonymized resume data presents significant challenges. Our objective is to transform unstructured resume data into a structured format that captures work experiences and educational qualifications in a meaningful way. To address this, we first define the variables and sets involved.

Let D^u be the *unstructured* dataset, where each resume $d^u \in D^u$ is a text document containing information about the job seeker, including work experience, education, skills, and other relevant details. Our goal is to convert each resume d^u into *structured* data d^s . The structured data d^s can be defined as:

$$d^s = (E, Q)$$

Here, E is the set of work experiences extracted from d^u and Q is the set of qualifications extracted from d^u . Each experience within E contains the following fields: job title, job description, company name, start date, end date, and place of work.

We define a function, denoted as $f(\cdot)$, which takes a job title and job description as input and returns the corresponding ESCO code. Using function $f(\cdot)$, we can define the set of *normalized* experiences,

Table 1: Overview of the proposed Prompt Structure

Role	Prompt Section	Goal	Notation
SYSTEM	Defining Role	Instructing the LLM to act as a Human Resource Assistant	-
	Explaining Input and Output	Clarifying the input format and the expected output	-
	Output Format	Detailing the expected output format	O_f
	Instructions	Providing additional instructions regarding the output	-
USER	Example Resume	Providing a one-shot example of the input	x_{1shot}
ASSISTANT	Extracted Information	Demonstrating the expected output of x_{1shot}	y_{1shot}
USER	Unstructured Resume	Structuring the desired resume format	d^u

denoted as E^n , which consists of all experiences in E where any job title j is replaced by the corresponding ESCO code $f(j)$.

Finally, the normalized dataset D^n is the set of all d^n , where:

$$D^n = \{d^n \mid d^n = (E^n, Q)\}$$

The normalized dataset D^n is JobHop dataset, the final output of our data curation process.

In Summary, JobHop was created in two steps: the first step involves converting unstructured data $d^u \in D^u$ to structured data d^s , while the second step focuses on converting structured data d^s to normalized data $d^n \in D^n$ by mapping job titles to ESCO codes. These two steps are referred to as *structural information extraction* and *data normalization*, respectively. To fully understand these two steps, it is important to consider the input and output of our problem. In the remainder of this subsection, we will provide a more detailed description of the unstructured input data d^u , as well as an explanation of ESCO codes and their hierarchical taxonomy structure.

3.1.1 Data Overview. To understand the variations in resumes across different sectors, backgrounds, and individuals, we conducted a thorough data analysis on a proprietary dataset consisting of 442,555 resumes from 385,052 individuals. These resumes were kindly provided by VDAB as part of their mission to assist job seekers. Prior to analysis, all resumes underwent anonymization, which included removing personal details such as names and addresses. Uncommon words were also eliminated using Term Frequency-Inverse Document Frequency (TF-IDF) to set a threshold and prevent potential disclosure of sensitive information. While this process inadvertently excluded some company names, job titles, or educational institutions, the dataset retains sufficient information for meaningful analysis.

The dataset is multilingual, containing 442,555 resumes primarily in Dutch (91.4%), English (6.1%), and French (2.4%). These resumes detail job seekers' work experience, education, skills, and other relevant information. After filtering out resumes rendered mostly unusable as a result of the anonymization process, the final dataset included 391,194 resumes.

3.1.2 Ethical use of Data. The dataset used in this study was anonymized to protect individual privacy. All data processing and analysis were conducted internally, with no data shared with third parties. The dataset was used solely for research purposes, adhering to rigorous ethical guidelines. Released dataset, JobHop, are presented in highly aggregated forms, containing no personally identifiable information. Additionally, the released dataset undergoes further

anonymization measures, including the removal of location data and the replacement of exact dates with broader time periods to ensure complete privacy.

3.1.3 ESCO Taxonomy. The European Skills, Competences, Qualifications and Occupations (ESCO) taxonomy is a comprehensive system used to categorize occupations based on skill level, specialization, and requirements. It facilitates standardized comparisons of labour markets across regions and countries, aiding governments, organizations, and researchers in analyzing labour markets.

ESCO is structured hierarchically, beginning with 10 broad groups at the first level, referred to as "ESCO level 1". These groups encompass general occupational categories. Each subsequent level provides increasingly specific groupings: ESCO level 2 contains 43 codes, ESCO level 3 includes 130 codes, and ESCO level 4 consists of 436 codes. These levels form a progressive structure from general to specific occupations.

From ESCO level 5 onwards, the taxonomy captures the most detailed occupations, with varying depths up to level 7. For instance, a "Software Developer" (2512.4) is categorized at level 5, whereas a specialized role such as "Import Export Specialist in Electronic and Telecommunications Equipment" (3331.2.1.11) is classified at level 7. This hierarchical structure can be likened to a tree, where the 3,039 unique occupations serve as the *leaf nodes*, representing the most specific classifications across different levels.

3.2 Methods

This section describes the two-step data normalization process for creating JobHop. The first step is *structural information extraction* which involves converting the unstructured data $d^u \in D^u$ to structured data d^s . The second step is *data normalization*, i.e. defining the function $f(\cdot)$ that maps the resulting structured data to ESCO codes.

3.2.1 Structural Information Extraction. This step involves extracting d^s from unstructured resumes d^u , which are written in various formats and have different levels of detail. The resulting data is mapped onto a JSON format, making it machine-readable and suitable for further analysis. The structured data d^s consists of set of work experiences E and qualifications Q extracted from the resume d^u . Work experiences (E) are extracted to analyse job transitions within the dataset, while qualifications (Q) are extracted to examine the impact of having a tertiary degree on job trajectories. For each $e \in E$, we extract the job title, company name, start date, end

date, and place of work. Similarly, for $q \in Q$, we extract the degree, school name, start date, and end date.

LLMs were utilized to extract pertinent information from resumes. LLMs have the ability to identify complex relationships within lengthy texts [21] and can handle additional noise caused by pseudonymization, making them well-suited for our objectives. We provided the LLM with predefined instructions requesting the output in JSON format, in this way transforming d^u into d^s that can be processed by machines using classical data analysis pipelines.

Various strategies were explored to engineer an optimal and consistent prompt for the task. Given the extensive nature of resumes, it was necessary to use one-shot prompting to maintain the model’s context length constraints, ensure satisfactory outcomes, and reduce hallucination. By refining the example prompt to address common errors encountered during zero-shot prompting, more consistent results were achieved. The experimentation involved diverse methodologies and structures for structural information extraction, ultimately leading to the realization that one-shot prompting, combined with JSON output formatting, yielded optimal results.

Table 1 provides an overview of the prompt structure used for structural information extraction. The system message is divided into four sections: defining the role, explaining the input and output, specifying the output format, and providing instructions. The first user message includes a one-shot example of the input (x_{1shot}), and the assistant message demonstrates the expected output (y_{1shot}) for x_{1shot} . The second user message contains the unstructured resume (d^u), and in response, the LLM outputs the structured data (d^s) in the expected JSON format.

Fig. 1 provides a visual representation of the JSON structure that is expected from the LLM model. The structured data includes work experiences (E) and qualifications (Q), which are extracted from the resume. Work experiences encompass both work and internship details, while qualifications include information about education and certifications.

Work experiences:	Academic qualifications:
— Type: work or internship	— Type: education or certificate
— Title: job title	— Title: degree title
— Description: job description	— Institute: institute providing the degree
— Company: company or workplace name	— Start Date: start year or month
— Place: Place of work	— End Date: end year or month
— Start Date: start year or month	
— End Date: end year or month	

Figure 1: Structured output format expected to be returned by the LLM.

3.2.2 Data Normalization. For this task, we utilize the structured data d^s extracted from unstructured resumes d^u to map each job experience to its corresponding ESCO code using the function $f(\cdot)$. To achieve this, we tested two approaches. First, we implemented a pipeline following the process outlined in Fig. 2, which was inspired from Li et al [23]. Then, considering the critical importance of high-quality ESCO tagging for subsequent data analysis, we also employed a state-of-the-art commercial ESCO tagger provided by Nobl.ai². This commercial classifier utilizes embeddings of query

job titles and job descriptions to fetch the most likely ESCO embeddings.

The baseline mapping function is depicted in Fig. 2. Initially, we used the Gemma 2 [17] model to convert all available ESCO codes into embeddings, which were then stored in a vector database. Gemma 2 was chosen for its effectiveness in capturing the semantic meaning of short sentences in different languages and contexts, making it well-suited for embedding job titles.

Next, we embed the titles of job vacancies using the same sentence embedding model. The cosine similarity between the embedding of each job title and the embedding of each ESCO code is then calculated, and the top ESCO codes with the highest similarity to the query are selected.

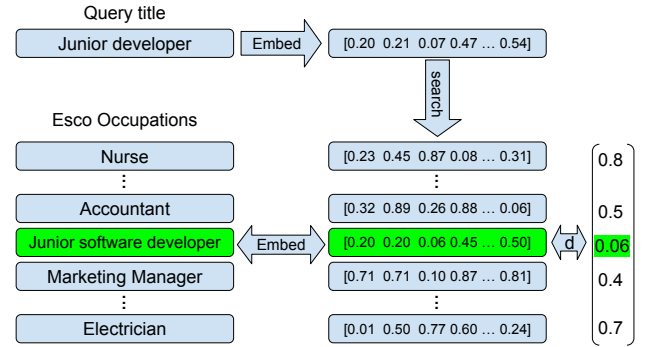


Figure 2: High level diagram of how the function $f(\cdot)$ works. It takes a job title as input and returns the corresponding ESCO code.

3.3 Experimental Setup

We conducted experiments to evaluate the performance of the data curation pipeline. All experiments were performed on a machine equipped with 14 Nvidia A40 GPUs, 1 TB of RAM, and 48 CPU cores. We utilized the Huggingface Transformers library for the LLM models. Cosine similarity was used to calculate the similarity between the query and the ESCO codes.

We hand-annotated two datasets for this study. The first, referred to as the *Information Extraction Dataset*, consists of 200 resumes annotated for job experiences, education, internships, and certifications. The annotation process, completed by the authors with some external assistance, took approximately 60 hours. This dataset was primarily used for validating and testing the structural information extraction step, with 10% of the data randomly selected for validation and the remainder for testing.

The second dataset that was annotated is the *ESCO Mapping Dataset* that was used for data normalization. We annotated 600 job experiences and their description from the extracted data. The annotation process for this dataset also took approximately 30 hours to complete and was conducted by the authors.

3.4 Results

Results are presented in two parts. The first part evaluates the performance of the structural information extraction step. And the

²<https://nobl.ai/>

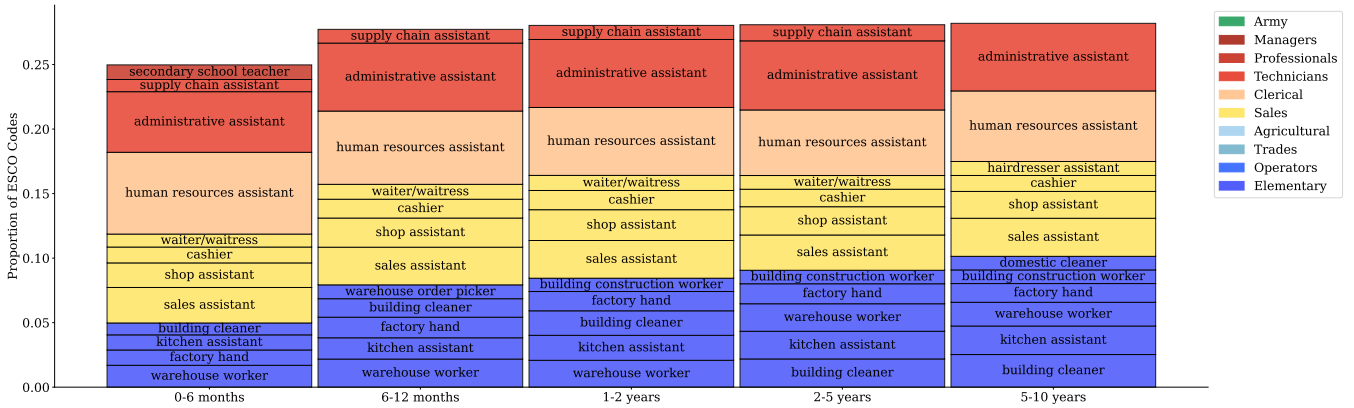


Figure 3: This figure shows the first job after a career break.

second part evaluates the performance of the data normalization model.

3.4.1 Structural Information Extraction. For the evaluation of this step, we utilized the Information Extraction Dataset. We expected all JSON fields to be present in the model output, so any missing fields in the output will receive a similarity score of 0. To assess performance, we calculated similarity scores between the extracted fields and the ground truth. Each field was assigned a similarity score between 0 and 1. The average of these scores was then calculated for each resume. For text field comparisons, we employed fuzzy string matching using the FuzzyWuzzy library. For date fields, we used binary scores, assigning a score of 1 for exact matches and 0 for all other cases.

Table 2: Comparison of different LLMs based on JSON accuracy, title accuracy, and overall accuracy.

Model	JSON Acc	Title Acc	Overall Acc
Vicuna-13b	91	72.7	71.5
Llama3-8b it [16]	99	75.9	75.5
Llama3.1-8b it [16]	98	78.7	78.9
Gemma2-9b it [17]	99.5	81.6	82.1

Table 2 presents the evaluation results. JSON accuracy indicates the percentage of model outputs that can be successfully converted to JSON format, with failures considered as outputs that cannot be converted. Title accuracy measures the average accuracy of all extracted titles, such as job titles and degree titles. Overall accuracy refers to the average similarity scores for each resume. We evaluated several models, including Vicuna-13b, Llama3-8b, Llama3.1-8b, and Gemma2-9b. Among these, the Gemma2-9b model demonstrated the highest performance in both JSON accuracy and overall accuracy.

We also investigated the impact of zero-shot prompting versus one-shot prompting using Vicuna-13b models. The results indicate that one-shot prompting significantly improves the models’ performance. Specifically, overall accuracy increased from 57.9% to 71.5%,

while JSON accuracy improved from 89% to 91%. Consequently, all subsequent experiments were conducted using one-shot prompting.

Given the substantial computational power required by these models and the size of our dataset, converting the entire dataset into structured data took approximately 500 GPU days with our current setup. We extracted educational details and job experiences to analyze the impact of a tertiary degree on job distribution.

3.4.2 Data Normalization. In this section we compare the performance of the commercial classifier with the baseline model. We evaluate the performance of the models based on the ESCO Mapping Dataset. We compare the models based on their ability to predict the correct ESCO code, ESCO level 4, and ESCO group.

Table 3: Performance comparison between Nobl AI and the baseline approach across different ESCO levels.

Model	ESCO level 4	ESCO code	ESCO group
Nobl AI	77.8	72.6	84.7
Baseline	46.3	41.5	58.3

Table 3 presents a comparison of the accuracy achieved by the commercial classifier and the baseline model. The results indicate that the commercial classifier consistently outperforms the baseline model. Given the noisy and incomplete nature of the data, which imposes an upper bound on achievable accuracy, the commercial classifier demonstrates strong performance in this task.

The resulting dataset, JobHop, serves as the foundation for our subsequent analysis. In the next section, we explore key characteristics of the dataset, including job distributions, career breaks, and job transitions. To complement this analysis, the appendix provides an in-depth examination of how tertiary education influences job outcomes, with a focus on differences in job categories and the impact of career breaks across educational backgrounds.

4 DATA ANALYSIS

In Sec. 3, we outlined the data processing steps for creating JobHop from raw resumes. This section explores the dataset’s key characteristics and presents insights into job distributions, career breaks, and

job transitions. These analyses demonstrate the dataset's potential for studying labor market dynamics, informing decisions made by policymakers, employers, and job seekers.

Some figures analyze data based on different ESCO groups. For readability, each group is annotated with a single descriptive word. For example, "Army" represents Armed Forces occupations, "Technicians" stands for Technicians and Associate Professionals, etc. The full list of ESCO groups can be found alongside our published dataset.

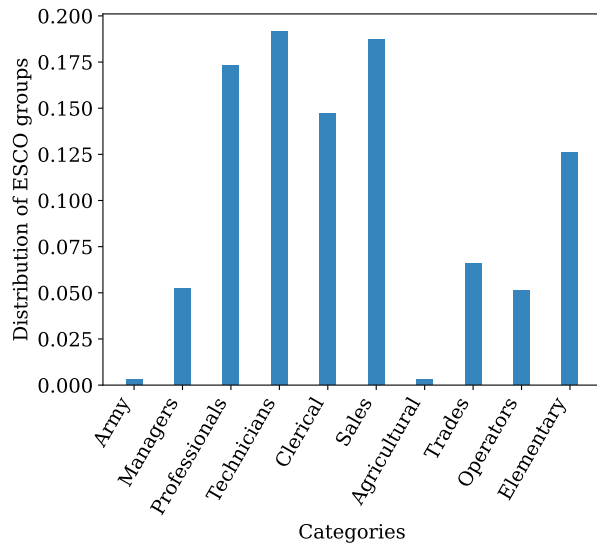


Figure 4: Normalized distribution of job categories, weighted by job duration in years.

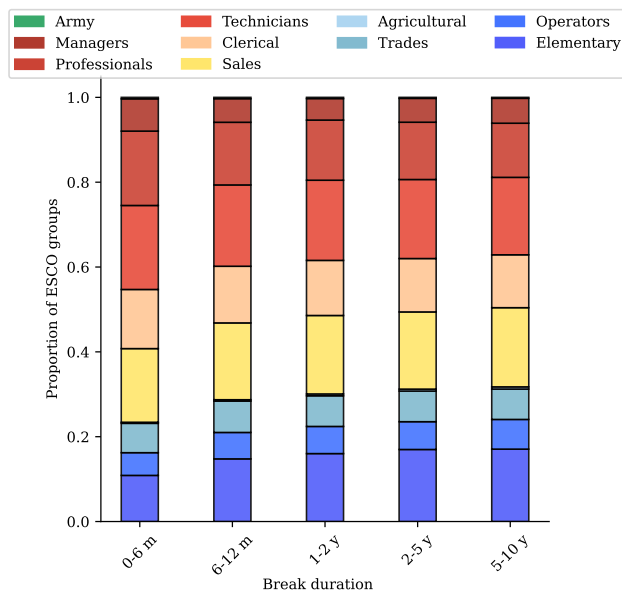


Figure 5: Percentage distribution of different ESCO groups following a career break.

Figure 4 illustrates the distribution of job categories within Job-Hop, weighted by job duration. Weighting by duration ensures that individuals with longer job tenures have a proportionally greater influence, highlighting the most common long-term occupations in the dataset.

The most prevalent categories are "Professional", "Service and Sales Workers", and "Technician and Associate Professional", reflecting the demand for both skilled labor and customer-facing roles. "Clerical Support Workers" and "Elementary Occupations" also appear frequently, indicating their widespread presence across various industries. In contrast, categories such as "Managers", "Machine Operators", and "Craft and Related Trades Workers" have a lower presence, suggesting either higher turnover rates, shorter contract durations, or fewer long-term positions. The "Armed Forces" and "Agricultural, Forestry, and Fishery Workers" are the least common categories, reflecting their limited presence in the dataset.

Figures 3 and 5 illustrate the types of jobs individuals transition into after a career break. Figure 3 presents the top 15 occupations individuals enter post-break, with each bar representing the percentage of individuals transitioning into that role. Figure 5 categorizes these transitions into ESCO groups, providing a broader view of job distribution by skill level.

In Figure 3, roles such as "Human Resources Assistant", "Administrative Assistant", "Sales Assistant", and "Shop Assistant" are common choices following a career break, reflecting the widespread availability of these positions. The first two bars highlight jobs with high career-change frequency, while the remaining three bars represent roles that individuals often pursue after breaks lasting one year or longer. As break durations increase, transitions into roles with lower skill requirements become more prevalent, suggesting that prolonged absences can limit access to field-specific positions.

Figure 5 provides a complementary perspective by showing the percentage distribution of occupations within different ESCO groups. For shorter breaks, individuals are more likely to transition into "Professional", "Technicians", and "Clerical" roles, indicating that brief career interruptions have a limited impact on career progression. However, as break durations increase, transitions into "Elementary Occupations", "Service and Sales Workers", and other entry-level roles become more common. This trend reflects the growing difficulty of securing high-skill positions after extended periods away from the workforce.

Table 4: Highest median duration of jobs in years.

Occupation	Duration (Years)
Sales account manager	2.0
Activity leader	2.0
Restaurant host/restaurant hostess	1.3
Waiter/waitress	1.2
Sales support assistant	1.2
Project manager	1.1
Commercial sales representative	1.0
Cashier	1.0
Employment agent	1.0
Kitchen assistant	1.0

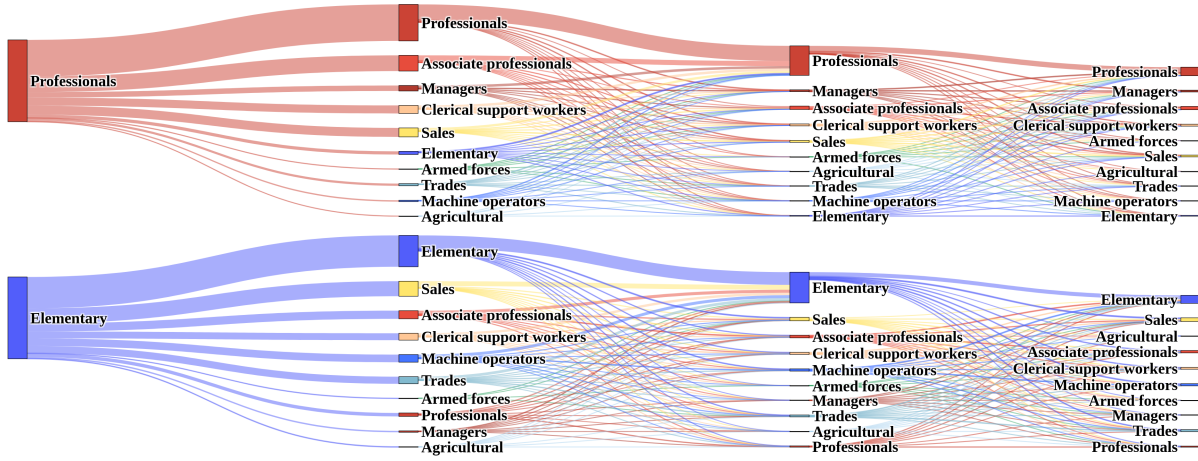


Figure 6: Job transitions for people starting in "Professional" and "Elementary" occupations.

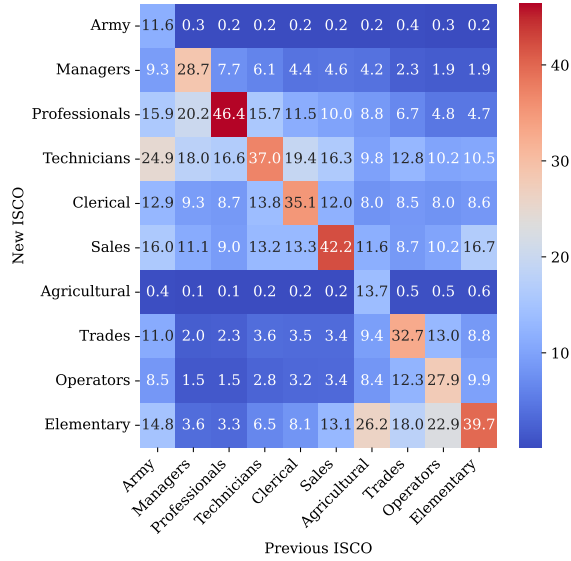


Figure 7: Transitions between different ESCO groups.

Table 4 lists occupations with the highest median job duration in the dataset, considering only roles with more than 2000 occurrences to remove outliers. The longest median durations are observed in roles such as "Sales account manager", "Activity leader", and "Restaurant host/hostess". These results highlight occupations that typically offer more stable, long-term employment, which may be indicative of better job satisfaction, career growth opportunities, or industry-specific factors promoting retention.

Fig. 6 illustrates job transitions for individuals whose starting job was classified as "Professional" or "Elementary" occupations, the two most common groups in our dataset for both individuals with and without a university degree. The first bar shows the starting job, and the last bar shows the fourth job in their career. Interestingly, Fig. 6 shows that in our data, many people who change their career

once tend to return to their original group if they change careers again.

Fig. 7 shows the transition matrix between different ESCO groups. We only consider two consecutive jobs in a resume as a transition when the end date of the first job precedes the start date of the second job. There are few jobs from the "Armed Forces" occupations and "Skilled Agricultural", "Forestry, and Fishery Workers" groups in our dataset. For the remaining groups, the diagonal of the matrix is more red, indicating that people are more likely to stay in the same group rather than transition to another group, as previously shown in the Fig. 6. Significant transitions occur between groups like "Managers", "Professionals", and "Technicians and Associate Professionals".

5 CONCLUSION AND FUTURE WORK

In this paper, we introduced JobHop, a large-scale dataset of real-world occupational transitions derived from anonymized resumes provided by VDAB, the public employment service in Flanders, Belgium. Using a two-step LLM-based pipeline, we extracted structured career information from unstructured resume data and mapped it to standardized ESCO occupation codes, resulting in a dataset of over 2.3 million ESCO occupations from more than 391,000 resumes. By aligning career information with a standardized taxonomy, the dataset facilitates cross-regional comparisons and enables diverse labor market analyses, including career path prediction, workforce planning, and data-driven policy development.

To demonstrate the dataset's potential, we showcased its application through an analysis of the Flemish labor market, exploring the relationship between education and job applications, the impact of career breaks on job transitions, and sector-specific job stability. Our results highlight the significant influence of tertiary education on career trajectories, with degree holders more likely to secure managerial and professional roles. Additionally, while longer career breaks generally lead to transitions into lower-skill jobs, individuals with higher education face fewer difficulties resuming careers in their field. To support ongoing research, we have publicly released

the aggregated dataset and plan to update it regularly to reflect advancements in LLM technology and integrate new data.

Future work will focus on enhancing data extraction and classification through advanced prompt engineering, fine-tuning, and newer LLMs to improve the accuracy and granularity of career information. Additionally, further analysis of the dataset can provide deeper insights into labor market dynamics, occupational mobility, and the long-term effects of career breaks and educational attainment. Moreover, this dataset paves the way for career path prediction and data-driven labour market analysis.

We hope that JobHop will serve as a valuable resource for researchers, policymakers, and practitioners, enabling data-driven decision-making and contributing to the development of more effective labor market policies and career guidance tools.

ACKNOWLEDGMENTS

This research was funded by the ERC under the E.U.'s 7th Framework and H2020 Programmes (ERC Grant Agreement no. 615517 and 963924), the Flemish Government (AI Research Program), the BOF of Ghent University (BOF20/DOC/144 and BOF20/IBF/117), and the FWO (G0F9816N, 3G042220).

REFERENCES

- [1] [n. d.]. Cross-National Equivalent File. Produced and distributed by The Ohio State University with funding from the National Institute on Aging (Grant: 5-R01AG040213-10) and the Eunice Kennedy Shriver National Institute of Child Health and Human Development (Grants: 1-R03HD091871-01, 1-R03HD100924-01), Columbus, OH."
- [2] [n. d.]. Lifetime Labour Market Database. The LLMDB is derived from several administrative datasets linked together by a unique individual identifier, the national insurance number (NINO)..
- [3] A. Alibasic, H. Upadhyay, M.C.E. Simsekler, T. Kurfess, W.L. Woon, and M.A. Omar. 2022. Evaluation of the trends in jobs and skill-sets using data analytics: a case study. *Journal of Big Data* 9, 1 (2022). <https://doi.org/10.1186/s40537-022-00576-5>
- [4] Naif Radi Aljohani, Muhammad Ahtisham Aslam, Alaa O. Khadidos, and Saeed-Ul Hassan. 2022. A Methodological Framework to Predict Future Market Needs for Sustainable Skills Management Using AI and Big Data Technologies. *Applied Sciences* 12, 14 (Jan. 2022), 6898. <https://doi.org/10.3390/app12146898> Number: 14 Publisher: Multidisciplinary Digital Publishing Institute.
- [5] C H Ayishathahira, C Sreejith, and C Raseek. 2018. Combination of Neural Networks and Conditional Random Fields for Efficient Resume Parsing. In *2018 International CET Conference on Control, Communication, and Computing (IC4) IEEE*, Thiruvananthapuram, 388–393.
- [6] Alessandro Barducci, Simone Iannaccone, Valerio La Gatta, Vincenzo Moscato, Giancarlo Sperli, and Sergio Zavota. 2022. An end-to-end framework for information extraction from Italian resumes. *Expert Systems with Applications* 210 (Dec. 2022), 118487. <https://doi.org/10.1016/j.eswa.2022.118487>
- [7] Arne Bethmann, Malte Schierholz, Knut Wenzig, and Markus Zielonka. 2014. Automatic Coding of Occupations Using Machine Learning Algorithms for Occupation Coding in Several German Panel Surveys. In *Beyond traditional survey taking. Adapting to a changing world. Proceedings of Statistics Canada Symposium*.
- [8] Roberto Boselli, Mirko Cesarini, Stefania Marrara, Fabio Mercorio, Mario Mezzanzanica, et al. 2018. WoLMIS: a labor market intelligence system for classifying web job vacancies. *Journal of Intelligent Information Systems* 51, 3 (Dec. 2018), 477–502. <https://doi.org/10.1007/s10844-017-0488-x>
- [9] Roberto Boselli, Mirko Cesarini, Fabio Mercorio, and Mario Mezzanzanica. 2018. Classifying online Job Advertisements through Machine Learning. *Future Generation Computer Systems* 86 (Sept. 2018), 319–328. <https://doi.org/10.1016/j.future.2018.03.035>
- [10] US Census Bureau. 2004. Survey of income and program participation (SIPP). (2004).
- [11] Lilia Chang, Lisa Simon, Karthik Rajkumar, and Susan Athey. 2019. A bayesian approach to predicting occupational transitions. Working Paper.
- [12] Vachik S Dave, Baichuan Zhang, Mohammad Al Hasan, Khalifeh AlJadda, and Mohammed Korayem. 2018. A combined representation learning approach for better job and skill recommendation. In *Proceedings of the 27th ACM International Conference on Information and Knowledge Management*. ACM, Turin, Italy, 1997–2005.
- [13] Jens-Joris Decorte, Jeroen Van Haute, Johannes Deleu, Chris Develder, and Thomas Demeester. 2023. Career path prediction using resume representation learning and skill-based matching. *arXiv preprint arXiv:2310.15636* (2023).
- [14] Kevin Donovan, Will Jianyu Lu, and Todd Schoellman. 2023. Labor market dynamics and development. *The Quarterly Journal of Economics* 138, 4 (2023), 2287–2325.
- [15] Tianyu Du, Ayush Kanodia, Herman Brunborg, Keyon Vafa, and Susan Athey. 2024. LABOR-LLM: Language-Based Occupational Representations with Large Language Models.
- [16] Abhimanyu Dubey, Abhinav Jauhri, Abhinav Pandey, Abhishek Kadian, Ahmad Al-Dahle, Aiesha Letman, et al. 2024. arXiv:2407.21783 [cs.AI]
- [17] Gemma Team, Morgane Riviere, Shreya Pathak, Pier Giuseppe Sessa, Cassidy Hardin, et al. 2024. Gemma 2: Improving Open Language Models at a Practical Size. arXiv:2408.00118 [cs.CL]
- [18] Akshay Goel, Almog Gueta, Omry Gilon, Chang Liu, Sofia Erell, et al. 2023. LLMs Accelerate Annotation for Medical Information Extraction. In *Proceedings of the 3rd Machine Learning for Health Symposium*. PMLR, 82–100. ISSN: 2640-3498.
- [19] Albert Q. Jiang, Alexandre Sablayrolles, Arthur Mensch, Chris Bamford, Deven-dra Singh Chaplot, et al. 2023. Mistral 7b. <https://doi.org/10.48550/arXiv.2310.06825> arXiv:2310.06825 [cs].
- [20] Takeshi Kojima, Shixiang (Shane) Gu, Machel Reid, Yutaka Matsuo, and Yusuke Iwasawa. 2022. Large Language Models are Zero-Shot Reasoners. In *Proc. of Advances in Neural Information Processing Systems*, Vol. 35. Curran Associates, Inc., 22199–22213.
- [21] Yuri Kuratov, Aydar Bulatov, Petr Anokhin, Dmitry Sorokin, Artyom Sorokin, and Mikhail Burtsev. 2024. In Search of Needles in a 11M Haystack: recurrent Memory Finds What LLMs Miss. arXiv:2402.10790 [cs.CL]
- [22] Liangyue Li, How Jing, Hanghang Tong, Jaewon Yang, Qi He, and Bee-Chung Chen. 2017. NEMO: Next Career Move Prediction with Contextual Embedding. In *Proceedings of the 26th International Conference on World Wide Web Companion (Perth, Australia) (WWW '17 Companion)*. International World Wide Web Conferences Steering Committee, Republic and Canton of Geneva, CHE, 505–513. <https://doi.org/10.1145/3041021.3054200>
- [23] Nan Li, Bo Kang, and Tijl De Bie. 2023. LLM4Jobs: unsupervised occupation extraction and standardization leveraging Large Language Models. <https://doi.org/10.48550/arXiv.2309.09708> arXiv:2309.09708 [cs].
- [24] Gabriel Marin Díaz, José Javier Galán Hernández, and José Luis Galdón Salvador. 2023. Analyzing Employee Attrition Using Explainable AI for Strategic HR Decision-Making. *Mathematics* 11, 22 (2023). <https://doi.org/10.3390/math11224677>
- [25] Whitney Moore, Steven Pedlow, Parvati Krishnamurthy, Kirk Wolter, and IL Chicago. 2000. National longitudinal survey of youth 1997 (NLSY97). *National Opinion Research Center, Chicago, IL* 254 (2000), 22.
- [26] Tan Minh Ngo, Quynh Ngoc Nguyen, Thuc Duy Nguyen, and Oanh Thi Tran. 2023. A Two-Phase Framework for Automated Information Extraction From Curriculum Vitae. In *2023 RIVF International Conference on Computing and Communication Technologies (RIVF)*. 1–6. <https://doi.org/10.1109/RIVF60135.2023.10471865>
- [27] Ibrahim Rahhal, Ismail Kassou, and Mounir Ghogho. 2024. Data science for job market analysis: a survey on applications and techniques. *Expert Systems with Applications* 251 (2024), 124101. <https://doi.org/10.1016/j.eswa.2024.124101>
- [28] Annette C Scherpenzeel. 2018. "True" Longitudinal and Probability-Based Internet Panels: Evidence From the Netherlands. In *Social and behavioral research and the internet*. Routledge, 77–104.
- [29] Elena Senger, Yuri Campbell, Rob van der Goot, and Barbara Plank. 2024. KARRIEREWEGE: A Large Scale Career Path Prediction Dataset. arXiv:2412.14612 [cs.CL] <https://arxiv.org/abs/2412.14612>
- [30] Hugo Touvron, Louis Martin, Kevin Stone, Peter Albert, Amjad Almahairi, et al. 2023. Llama 2: open Foundation and Fine-Tuned Chat Models. <https://doi.org/10.48550/arXiv.2307.09288> arXiv:2307.09288 [cs].
- [31] Keyon Vafa, Emil Palikot, Tianyu Du, Ayush Kanodia, Susan Athey, and David Blei. 2024. CAREER: A Foundation Model for Labor Sequence Data. <https://openreview.net/forum?id=4i1MXH8Sle>
- [32] Alena Vankevich and Iryna Kalinowskaya. 2020. Ensuring Sustainable Growth Based on the Artificial Intelligence Analysis and Forecast of In-demand Skills. *E3S Web of Conferences* 208 (2020), 03060. <https://doi.org/10.1051/e3sconf/202020803060>
- [33] George Varelas, Dimitris Lagios, Spyros Ntouriouk, Panagiotis Zervas, Kenia Parsons, and Giannis Tzimas. 2022. Employing Natural Language Processing Techniques for Online Job Vacancies Classification. In *Artificial Intelligence Applications and Innovations. ALAI 2022 IFIP WG 12.5 International Workshops*. Springer International Publishing, Cham, 333–344. https://doi.org/10.1007/978-3-031-08341-9_27
- [34] Aishwarya Vijayan. 2024. A Prompt Engineering Approach for Structured Data Extraction from Unstructured Text Using Conversational LLMs. In *Proceedings of the 2023 6th International Conference on Algorithms, Computing and Artificial Intelligence (ACAI '23)*. Association for Computing Machinery, New York, NY, USA, 183–189. <https://doi.org/10.1145/3639631.3639663>

- [35] Carl John Vinas, Micaela T. Cerilla, Aaron A. Santillan, and Michael B. Dela Fuente. 2023. Career Path Modeling and Recommendations with LinkedIn Career Data and Predicted Salary Estimations. <https://openreview.net/forum?id=R5NNATHG0i>
- [36] Yu Xie and Jingwei Hu. 2014. An introduction to the China family panel studies (CFPS). *Chinese sociological review* 47, 1 (2014), 3–29.

A APPENDIX

This appendix provides a detailed analysis of the impact of tertiary education on various aspects of job dynamics, complementing the overall dataset analysis presented in the main body of the paper. While the complete JobHop dataset is the focus of the main analysis, the influence of tertiary degrees on career paths is a crucial aspect of understanding job market trends. Therefore, we present here the findings related to this specific area of inquiry. In this section, we address the following key questions:

- How does holding a tertiary degree influence the types of jobs individuals pursue?
- How do career breaks impact subsequent job opportunities, and does this effect differ for individuals with a tertiary degree?

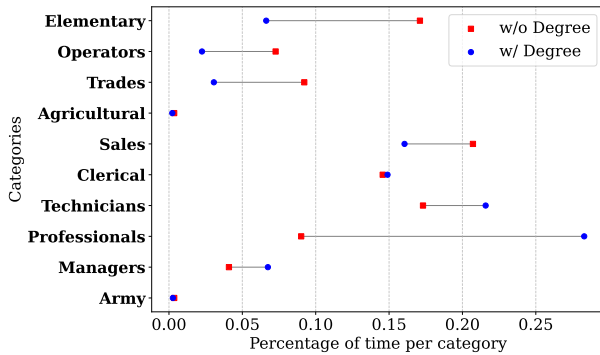


Figure 8: Normalized distribution of job categories, weighted by job duration in years.

Table 5: Highest median duration of jobs in years for people with tertiary degrees.

Occupation	Duration (Years)
Business Manager	3.0
Warehouse Manager	2.1
Retail Department Manager	2.0
Office Manager	2.0
Sales Support Assistant	2.0
Department Manager	2.0
Sales Account Manager	2.0
Stop-Motion Animator	2.0
Animator	2.0
Bookkeeper	1.6

Figure 8 presents a comparison of the normalized distribution of job categories for individuals with and without a tertiary degree. The distributions are weighted by job duration to account for

varying lengths of employment. As expected, individuals with a tertiary degree are more likely to be employed in "Professional" and "Technician and Associate Professional" roles. The difference is most pronounced in the "Professional" category, which typically requires a high level of specialized knowledge. While a substantial proportion of degree holders are also employed as "Managers," "Clerical Support Workers," and "Service and Sales Workers," individuals without a tertiary degree are more heavily represented in "Elementary Occupations," "Machine Operator," and "Craft and Related Trades Worker" roles. The impact of a tertiary degree appears less significant in occupations like "Technicians," "Clerical," and "Sales Workers," where practical skills may be more important than formal education.

Figures 9 and 10 illustrate the types of jobs individuals transition into after a career break. In Figure 9, each bar represents one of the top 15 jobs individuals enter post-break, with the bar height indicating the percentage of individuals transitioning into that job. The top five bars display data for all resumes with a career break, while the middle bar plot focuses on resumes of individuals with a tertiary degree who also experienced a career break. The bottom bar plot focuses on the resumes of individuals without a tertiary degree who experienced a career break.

In all three plots of Figure 9, roles such as "Human Resources Assistant," "Administrative Assistant," "Sales Assistant," and "Shop Assistant" are common choices following a career break. This finding highlights these roles as some of the most common jobs in the presented dataset. The first two bars from the right indicate jobs with high career-change frequency, while the remaining three bars represent entry-level positions for individuals whose breaks lasted at least one year. As the duration of the break increases, jobs with lower skill requirements become more prevalent, reflecting the challenges of securing field-specific employment after a long hiatus.

The middle plot of Figure 9 provides similar data for individuals with a tertiary degree. In this case, jobs requiring higher skill levels are more common, suggesting that having a tertiary degree helps individuals secure positions in their field even after a career break. While the most common jobs remain consistent with those in the top plot, the subsequent positions involve higher skill requirements. This trend underscores the value of a tertiary degree in offering greater job security and the ability to find field-related roles despite a prolonged absence from the workforce.

The bottom plot of Figure 9 focuses on individuals without a tertiary degree who have experienced a career break. In this plot, Elementary Occupations are even more common than in the top plot, indicating that individuals without a tertiary degree are more likely to transition into lower-skill roles after a career break. This finding suggests that individuals without a tertiary degree may face greater challenges in securing field-specific employment after a career break.

Figure 10 conveys similar information as Figure 9 but presents the percentage distribution across different ESCO groups rather than listing the most common jobs. In this figure, all jobs after a break are considered. All plots of Figure 10 reveal that as the duration of the break increases, the proportion of "blue" jobs (those requiring lower skill levels) grows, while the proportion of "red" jobs (those requiring higher skill levels) diminishes. This pattern

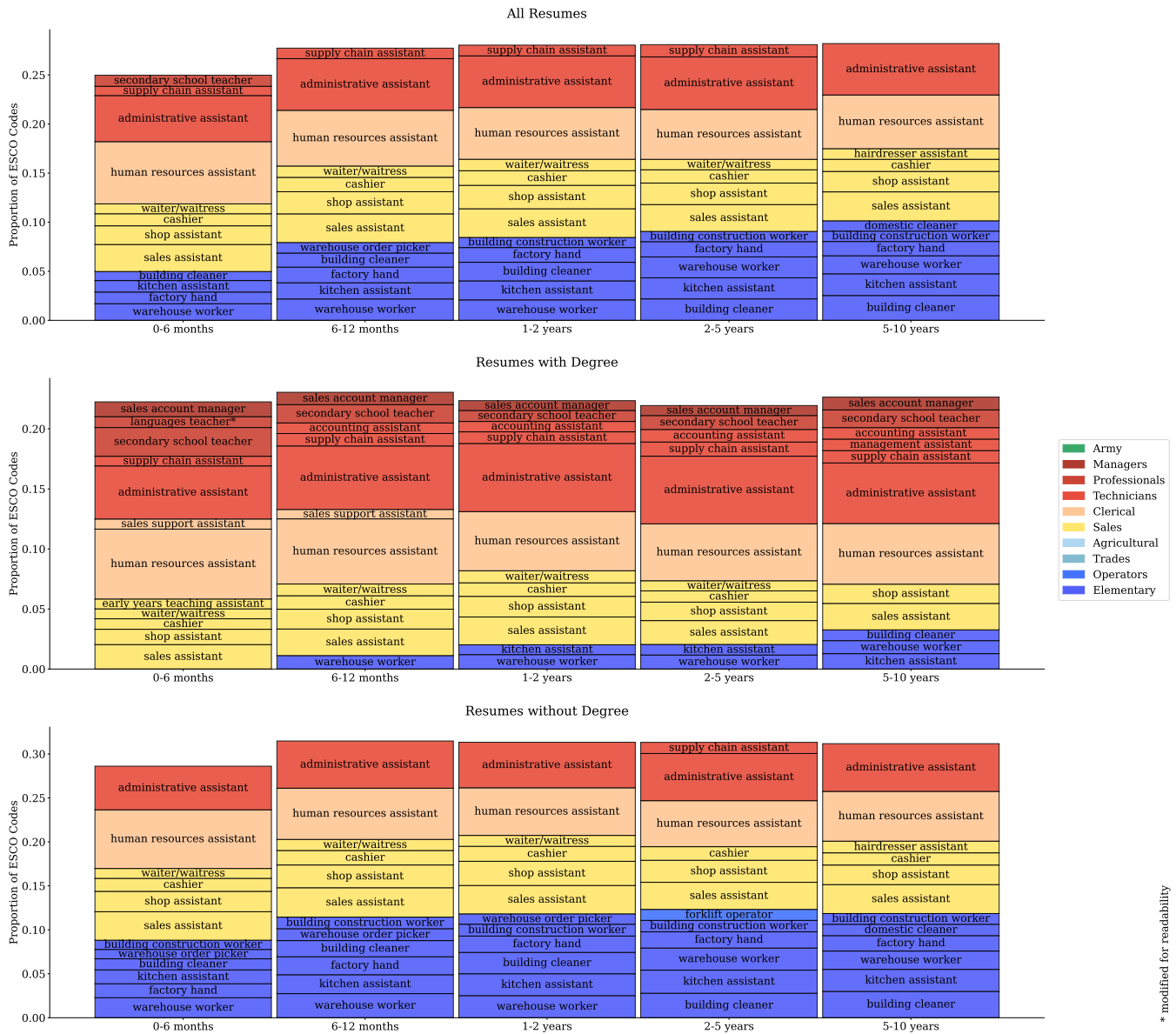


Figure 9: Post-career break employment outcomes by educational attainment. The top panel represents all resumes, the middle panel focuses on resumes of individuals with a tertiary degree, and the bottom panel displays resumes of individuals without a tertiary degree.

indicates that individuals are more likely to transition into lower-skill roles as their break duration lengthens.

For resumes with a tertiary degree, the proportion of "red" jobs is noticeably larger compared to the other plots, and the decrease in their proportion is much slower as break duration increases. This finding suggests that individuals with a tertiary degree are more likely to secure higher-skill positions even after a lengthy career break.

Table 5 presents the occupations with the highest median job durations for individuals holding tertiary degrees. As in the main

analysis, only occupations with at least 500 occurrences in the dataset are included. Comparing this table with Table 4 in the main text, which shows overall job durations, reveals some differences. While some occupations appear on both lists, the specific rankings and durations vary. This suggests that educational attainment may influence job tenure within certain occupations.

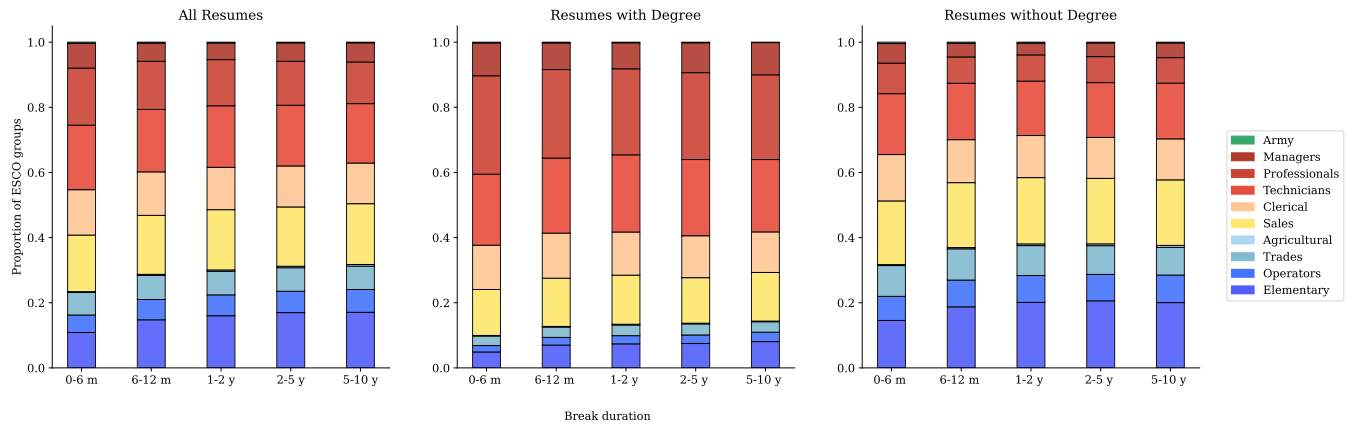


Figure 10: Percentage distribution of ESCO groups following a career break. The left panel represents all resumes, the middle panel focuses on resumes of individuals with a tertiary degree, and the right panel displays resumes of individuals without a tertiary degree.