

# Automated Repair of Ambiguous Natural Language Requirements

Haoxiang Jia\*, Robbie Morris†, He Ye†, Federica Sarro† and Sergey Mechtaev\*‡

\*Peking University, Beijing, China

Emails: haoxiangjia@stu.pku.edu.cn, mechtaev@pku.edu.cn

†University College London, United Kingdom

Emails: {robbie.morris.22, he.ye, f.sarro}@ucl.ac.uk

**Abstract**—The widespread adoption of large language models (LLMs) in software engineering has amplified the role of natural language (NL). However, the inherent ambiguity of NL threatens software quality, because ambiguous requirements may lead to faulty program generation. The complexity of ambiguity detection and resolution motivates us to introduce the problem of automated repair of ambiguous NL requirements, which we approach by reducing code generation uncertainty and aligning NL with input-output examples. Repairing ambiguity in requirements is a difficult challenge for LLMs, as it demands metacognition — the model must understand how its own interpretation changes when the text is altered. Our experiments show that directly prompting an LLM to detect and resolve ambiguities results in irrelevant or inconsistent clarifications. A key insight of our proposal is the decomposition of this problem into simpler subproblems that do not require metacognitive reasoning. First, we analyze and repair the LLM’s interpretation of requirements embodied by the distribution of programs they induce by using traditional testing and program repair methods. Second, we repair requirements based on the changes to the distribution via what we refer to as contrastive specification inference. This decomposition enables targeted, minimal requirement repairs that yield cross-model performance gains in code generation. We implemented this proposal, dubbed as SPECIFY, and evaluated it by using three state-of-the-art LLMs (GPT-4o, DeepSeek-V3 and Qwen2.5-Coder-32b-Instruct) across two widely used code generation benchmarks, namely HumanEval+ and MBPP+. Our results show that SPECIFY, operating autonomously without human intervention or external information, modifies 23.93% of the requirements, leading to a 33.66% improvement in model Pass@1 on the modified requirements. Across the entire benchmark, this corresponds to an absolute increase of 4.3% in overall Pass@1. Furthermore, SPECIFY’s repairs generalize across models: requirements repaired by one model boost the performance of other models by 9.6%.

## I. INTRODUCTION

Natural language (NL) has assumed an important role in software development due to the powerful capabilities of large language models (LLMs). LLMs rely on NL inputs, such as prompts or chat-based interactions, to generate code that aligns with user requirements. However, the inherent ambiguity and susceptibility to misinterpretation in NL can impact the quality of generated code — introducing bugs or resulting in implementations that deviate from the intended purpose. For example, Vijayvargiya et al. [1] observed that the

use of ambiguous task descriptions reduced the performance of models by 20%. Previous work [2] analyzed semantic discrepancies in programs sampled from an LLM to quantify the requirements’ ambiguity, and then prompted the LLM to ask user clarifying questions. However, our experiments demonstrate that LLMs’ clarifying questions are often redundant, i.e. irrelevant to LLMs’ own interpretation of the requirements, leading to verbose and ineffective requirements and imposing an additional cognitive burden on the users.

To overcome the above limitations, this paper introduces the problem of *automated repair of ambiguous natural language requirements*, defining it as the task of systematically modifying requirements to ensure adherence to predefined quality criteria. Although in some cases human input is required to fix ambiguity, our insight is that many ambiguities can be resolved fully-automatically based on two key observations. First, we can modify requirements to reduce LLM’s code generation uncertainty by increasing the probability that the LLM generates the most likely interpretation of ambiguous language. Second, while humans often use input-output examples to clarify their intent [3], state-of-the-art (SOTA) LLMs struggle to interpret these examples in the presence of ambiguous language. In this context, we can automatically remove the ambiguity by aligning the natural language with the clarifying examples to facilitate the model’s correct interpretation.

Our experience shows that SOTA LLMs struggle with directly repairing ambiguous requirements, often producing irrelevant or inconsistent changes. We hypothesize that this is because ambiguity repair requires an LLM to have metacognitive ability [4] i.e. the LLM must reflect on how changes to natural language text affect the programs it would generate based on the altered text. To overcome this problem, we propose SPECIFY, a requirements repair approach that addresses this challenge by decomposing the problem into simpler subproblems: it first *repairs the distribution of programs* these requirements induce and then maps back the change to the requirements via *contrastive specification inference*.

When repairing the program distribution, SPECIFY uses two quality criteria. To lessen LLM’s code generation uncertainty, SPECIFY aims to reduce *semantic entropy* [5], which is computed on the distribution of equivalence classes of programs clustered based on their input-output behavior,

‡Sergey Mechtaev is the corresponding author.

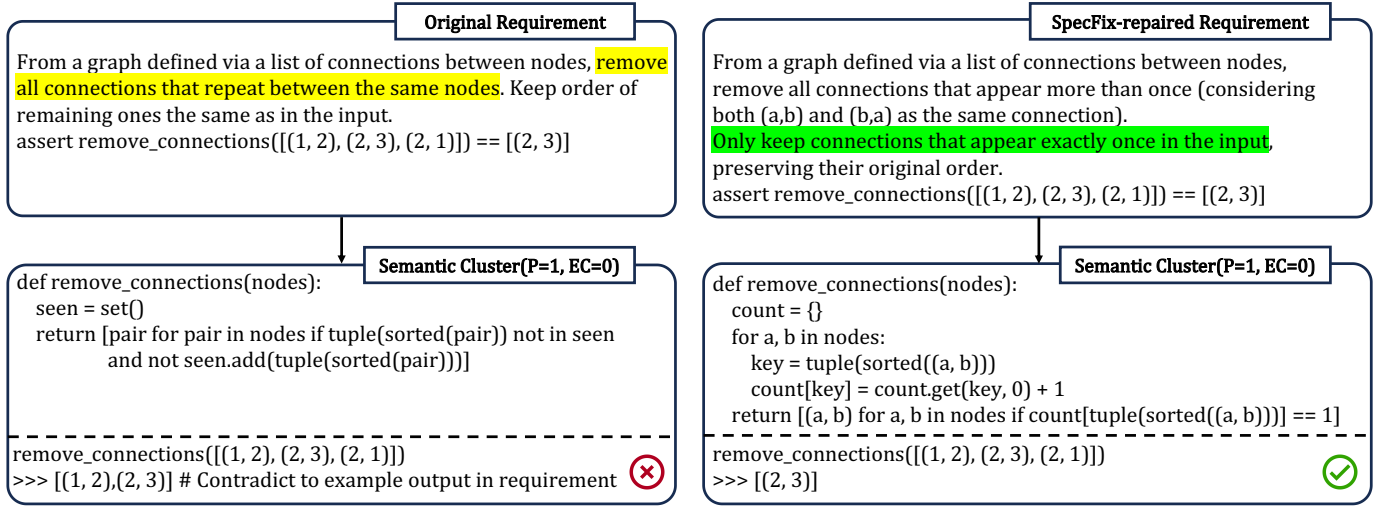


Fig. 1: The requirement to delete “repeating” connections, highlighted with     , is ambiguous: it can be interpreted as either (1) deleting all connections that appear more than once, or (2) deleting all occurrences starting from the second one. Despite the presence of a clarifying example supporting the first interpretation, DeepSeek-V3 consistently outputs the second interpretation. A SpecFix-generated repair, highlighted with     , enables a consistent generation of the interpretation conforming to the example.

since high semantic entropy implies a high number of different interpretations. To align requirements with clarifying examples, SPECIFY aims to increase *example consistency*, our novel measure that indicates to what degree programs in the distribution satisfy the examples. When all sampled programs exhibit behavior contradictory to the examples, SPECIFY applies automated program repair [6] to fix programs in the distribution. The natural language requirements are then iteratively improved by SPECIFY’s contrastive specification inference prompt, which minimally modifies the text to prioritize desirable interpretations over undesirable ones.

We conducted a comprehensive evaluation of SpecFix using requirements from two widely used code generation benchmarks: HumanEval+ and MBPP+, and three SOTA LLMs: DeepSeek-V3, Qwen2.5-Coder-32b-Instruct and GPT-4o. Our results reveal that solely based on the examples embedded within these requirements — without relying on any external information or user feedback — SpecFix modifies 23.93% of the requirements, leading to a 33.66% improvement in model Pass@1 on the modified requirements. Across the entire benchmark, this corresponds to an absolute increase of 4.3% in overall Pass@1. Importantly, we demonstrate cross-model generalizability: repairs generated by one model boost the performance of other models by 9.6%. Finally, we found that the SPECIFY’s repairs result in only modest increases in requirement length.

In summary, the paper makes the following contributions:

- Introducing the problem of automated repair of natural language requirement, embodied in SpecFix.
- A novel requirement quality criterion, example-consistency, motivated by LLM’s inability to extract the latent intent of clarifying input-output examples.
- A repair mechanism via reflection on the distribution of

generated programs.

- An extensive evaluation showing the effectiveness of requirement repairs, and their cross-model generalizability.

All code, scripts, and data necessary to reproduce this work are available at <https://github.com/msv-lab/SpecFix>.

## II. MOTIVATING EXAMPLES

In this section, we present three motivating examples to illustrate problems of ambiguous requirements: (1) LLMs’ inability to extract the latent intent of input-output examples to clarify ambiguous language, (2) the lack of metacognitive reasoning in existing LLM-based approaches that prevent them from precisely rectifying ambiguity, and (3) the distinction between requirements repair and reasoning about requirements.

To characterize an LLM’s interpretation of requirements, we analyze the distribution of programs these requirements induce. Following previous work [7], [2], we compute this interpretation by sampling programs and partitioning them into equivalence classes based on their input-output behavior. We refer to these classes as *semantic clusters*.

### A. Natural Language Ambiguity Degrades LLM Performance

Consider the requirement in Figure 1, which specifies to remove all edges that repeat between nodes in a graph. This natural language description is ambiguous, admitting two interpretations: (1) delete all connections that appear more than once, or (2) delete all occurrences starting from the second one. Although the example provided with this requirement clearly illustrates the first interpretation, when we sampled 20 programs generated by DeepSeek-V3 [8] for this requirement, all the programs fell into a single semantic cluster (i.e., they exhibited the same behavior) aligning with the second interpretation, which is wrong. One of such programs is shown at the bottom left of Figure 1 as representative of the 20

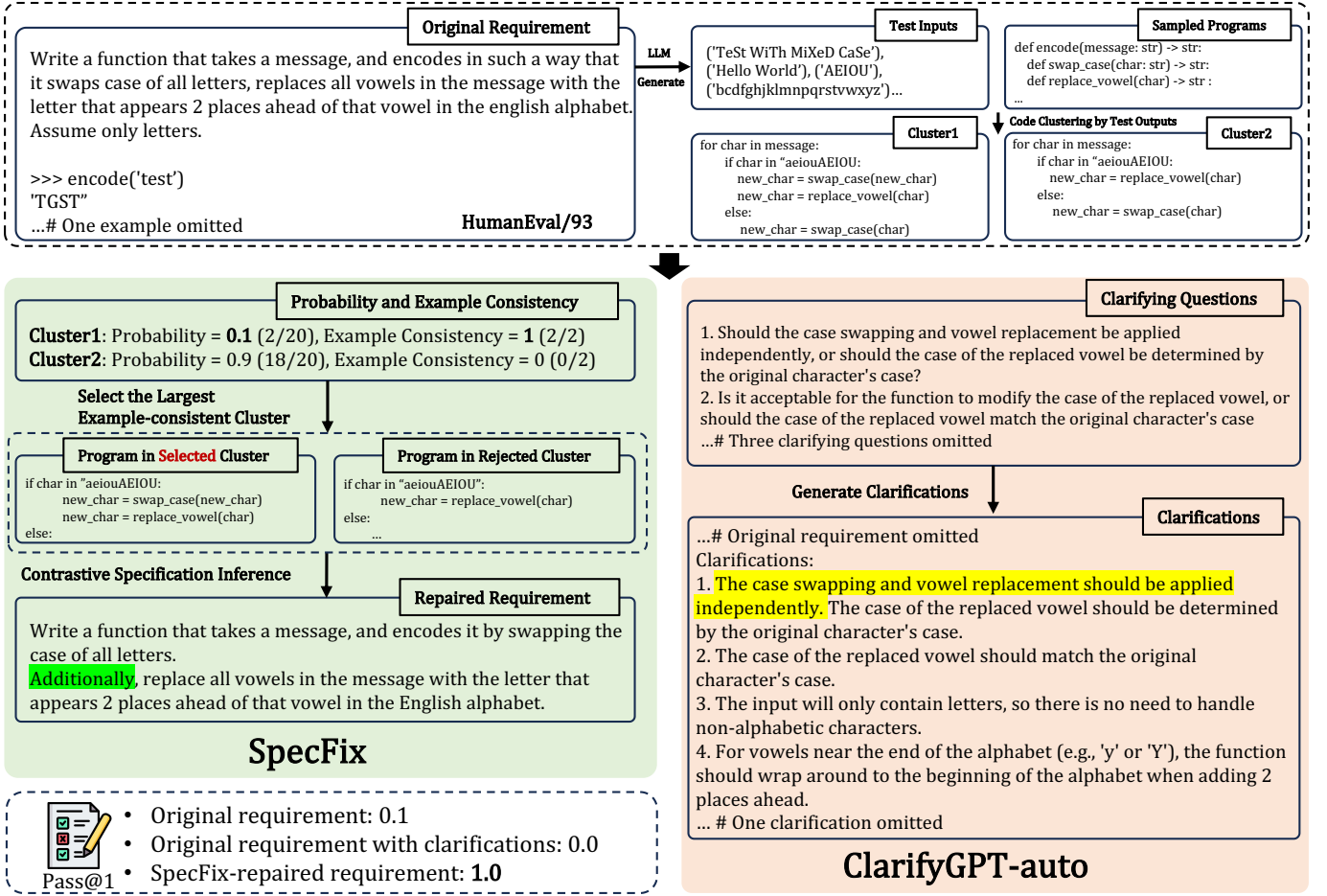


Fig. 2: A straightforward application of an LLM to repair ambiguity with ClarifyGPT-auto results in inconclusive (marked with yellow) or irrelevant clarifications. SPECIFY decomposes the problem into *program distribution repair* and *contrastive specification inference* to produce a correct, minimal disambiguation highlighted with green. The responses are generated with DeepSeek-V3.

programs. Despite matching one another ( $P = 1$ ), every program failed the embedded example, consistently adopting the second interpretation and thus disregarding the clarifying I/O example. We measure this phenomenon using example consistency (EC)—the fraction of I/O examples that programs in a cluster satisfy. Here, the cluster’s EC is 0, indicating a complete mismatch between the model’s behavior and the intended semantics.

This example demonstrates that subtle ambiguity can dominate the model’s performance, which was also observed in previous work [1]. Our solution to the automated repair problem, SPECIFY, resolved the above ambiguity by explicitly stating: “Only keep connections that appear exactly once in the input.” Under this disambiguated specification, DeepSeek-V3 generates the correct implementation with  $P = 1$ .

**Observation 1:** Subtle ambiguities in natural language requirements can lead LLMs to generate incorrect code, even when clarifying I/O examples are present. Aligning the natural language description with the examples enables automatic, precise disambiguation.

## B. Ambiguity Repair Requires Metacognitive Reasoning

LLMs are obvious candidates for addressing the ambiguity repair problem. One prominent approach is ClarifyGPT [2], which marks requirements as ambiguous whenever an LLM’s interpretation of these requirements contains at least two semantic clusters of programs, and asks clarifying questions to differentiate programs from these clusters. Although this approach was not designed for automated repair, it can be adapted for repair by using its “user simulation prompt” to answer the generated clarifying questions based on the examples embedded in the requirements, and adding the resulting clarifications to the original requirement. We refer to this approach as ClarifyGPT-auto.

Figure 2 shows that the lack of a conjunction such as “and”, “or” or “then” in the sentence “swap cases of all letters, replace all vowels” (top left) confuses DeepSeek-V3. It generates the correct interpretation, first swap cases of all letters and then replace vowels, only in 10% of samples, corresponding to the Cluster 1, and in 90% of samples swaps case of only consonants, despite the fact that the clarifying example clearly indicates the first interpretation. When applying ClarifyGPT-

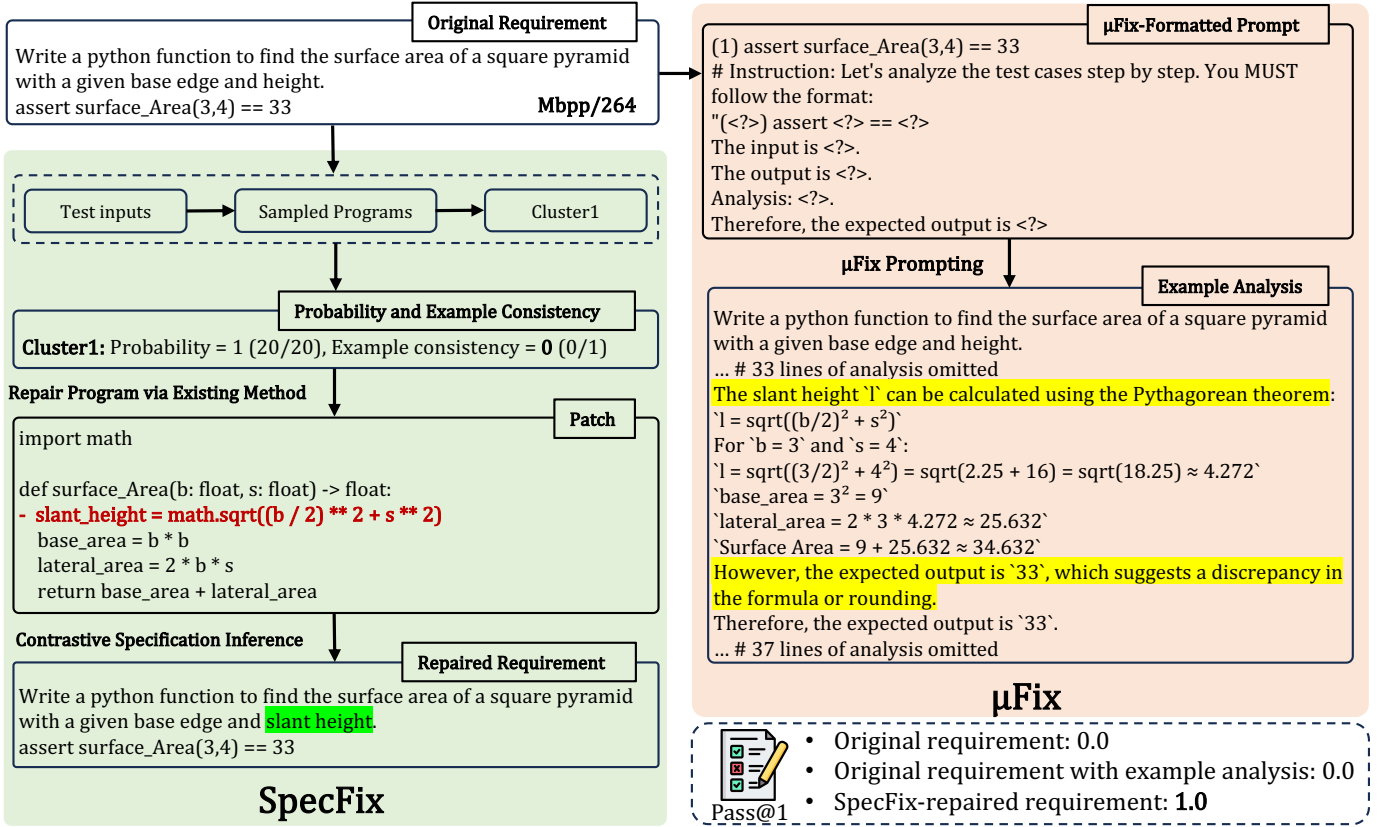


Fig. 3: SPECFix repairs the requirements ambiguity by first using the example to repair programs in the distribution, and then applying contrastive specification inference on the programs before and after repair;  $\mu$ Fix fails to correctly analyze examples.   marks the incorrect example analysis, while   marks the correct disambiguation. This example uses DeepSeek-V3.

auto to repair this ambiguity, it asks five questions, four of which are redundant, as they do not lead to alternative interpretations, and answers the only relevant question about operation dependency inconclusively. Consequently, the pass rate for the requirement after clarification drops to 0.

This example shows the challenge of reasoning about ambiguity. We hypothesize that this is because ambiguity repair requires metacognition [4], that LLMs struggle with. To overcome this difficulty, SPECFix decomposes this problem into two simpler sub-problems. First, it analyses and repairs LLM’s interpretation of requirements embodied in the distribution of semantic clusters. It measures the probability ( $P$ ) and example consistency (EC) for each cluster, and based on that performs distribution repair. In this example, the repair would aim to increase the probability of the largest cluster that is fully consistent with the examples (EC = 1). Second, SPECFix employs *contrastive specification inference* by prompting the LLM to generate the minimal revision to the requirement which enables the selected cluster and disables the rejected cluster. This process results in a repair that adds a simple clarification “Additionally”, showing that the two operations are sequential. Using the repaired requirements, DeepSeek-V3 generates a correct program in 100% of cases.

**Observation 2:** The metacognitive nature of ambiguity repair makes it challenging for LLMs, resulting in the generation of redundant or misleading clarifications. By decomposing the problem into program distribution repair and contrastive specification inference, SPECFix achieves small, intent-aligned requirement repairs.

### C. Requirements Repair vs. Reasoning About Requirements

Some issues described above can be addressed by enhancing LLMs’ reasoning about requirements. For example,  $\mu$ Fix, a state-of-the-art reasoning approach for code generation “repairs” its reasoning by analyzing why generated code fails provided examples [9]. Although requirements repair and reasoning about requirements are complementary problems, we observe  $\mu$ Fix also struggles to reason correctly in the presence of natural language ambiguity.

Figure 3 shows ambiguous requirements that do not specify if the input height is vertical height or slant height of a pyramid. Although it can be inferred from the clarifying example that the input is slant height, it is non-trivial as it requires “reverse engineering” various versions of the algorithm. To reason about these requirements,  $\mu$ Fix first constructs a structured analysis prompt, intended to elicit a step-by-step derivation of how to transform the given test inputs into

the expected outputs. If the model fails to generate correct programs using the original requirement and the analysis,  $\mu\text{Fix}$  revises its analysis by summarizing incorrect code and derives an updated requirement. In this example, it correctly identifies that the total surface area equals the base area plus the lateral surface. However, when the computed results diverge slightly from the target values for the provide IO example,  $\mu\text{Fix}$  mistakenly attributes the discrepancy to “rounding” rather than questioning its understanding of the height parameter. As a result, the generated programs pass the tests in 0% of cases.

SPECFIX addresses this limitation by repairing the program distribution. Specifically, sampling programs from DeepSeek-V3 and partitioning them into semantic clusters results in a single cluster with the example consistency 0, i.e. failing the example test. Inspired by Fan et al. [10], SPECFIX applies program repair to fix a program from this cluster using the example as the correctness criteria. Next, SPECFIX employs contrastive specification inference to concisely modify requirements so that it mirrors the behavior of the repaired program while diverging from the original program. Here, the repaired requirement explicitly states that the height is the slant height. With the repaired requirement, DeepSeek-V3 generates a correct program in 100% of cases.

**Observation 3:** The SOTA approach for reasoning about requirements struggles in the presence of natural language ambiguity, as it is hard to “reverse engineer” the clarifying example for an ambiguously defined problem. SPECFIX resolves this by applying program repair to fix the program distribution so that it aligns with the clarifying examples.

### III. BACKGROUND AND NOTATION

A *specification* (or *requirement*) is defined as “the authoritative description of the behaviors, properties, or results that the automatically-generated program must satisfy” [11]. In practice, specifications may be expressed via formal logics, natural-language docstrings, or sets of input/output examples. In this work we focus exclusively on *functional* specifications (i.e., observable program behavior), abstracting away from non-functional concerns such as performance, resource usage, or coding style. Henceforth we use “requirement” and “specification” interchangeably.

Let  $\mathcal{R}$  denote the space of specifications and  $\mathcal{P}$  the set of all programs in a chosen programming language. An LLM can be formalized as a conditional probability distribution that, for given requirements  $R \in \mathcal{R}$ , assigns probabilities to various programs  $m(\cdot | R) : \mathcal{P} \rightarrow [0, 1]$ .  $\text{supp}(m(\cdot | y))$  is the support of this distribution, i.e. the set of values with non-zero conditional probability.

In practice, this distribution is not given explicitly, but it can be approximated by sampling  $N$  programs  $\{p_i\}_{i=1}^N \stackrel{\text{i.i.d.}}{\sim} m(\cdot | R)$  and using their frequencies to approximate probabilities. We denote such an approximated distribution as  $\hat{m}$ .

To factor out superficial syntactic variation, we introduce a semantic equivalence relation  $\equiv$  on  $\mathcal{P}$ : programs  $P$  and  $Q$  are equivalent if they produce identical outputs on all valid inputs.

*Definition 1 (Semantic Cluster):* Let  $\mathcal{P}$  be a set of programs sampled from an LLM. Semantic clusters are equivalence classes of the sampled programs denoted as  $\mathcal{P}/\equiv$ , where for each  $P \in \mathcal{P}$  its semantic cluster is denoted as

$$[P] \triangleq \{Q \in \mathcal{P} \mid Q \equiv P\}.$$

Since the LLM induces a distribution over individual programs, it also induces a distribution over equivalence clusters:

$$m_{\equiv}([P] | R) \triangleq \sum_{Q \in [P]} m(Q | R).$$

A specification is *ambiguous* if it admits multiple plausible semantic interpretations [12]. Previous work demonstrated that task ambiguity increases model’s uncertainty [13]. A popular measure of uncertainty is the *semantic entropy*, which is the entropy over the meaning-distribution:

*Definition 2 (Semantic Entropy [5]):* Let  $m$  be an LLM,  $\equiv$  be a semantic equivalence relation over responses,  $m_{\equiv}$  be the corresponding conditional distribution over equivalence classes. The semantic entropy is defined as

$$\text{SE}(m_{\equiv}(\cdot | x)) \triangleq - \sum_y m_{\equiv}(y | x) \log m_{\equiv}(y | x).$$

ClarifyGPT [2] proposed to classify requirements as ambiguous if their semantic entropy is above zero, as it means having more than one semantic clusters of programs:

$$\text{ambiguous}_{\text{ClarifyGPT}}(R) \triangleq \text{SE}(m_{\equiv}(\cdot | R)) > 0.$$

### IV. SPECFIX

SPECFIX is a framework for automatically repairing ambiguous NL requirements to enhance code generation performance. Inspired by ClarifyGPT’s ambiguity measure, SPECFIX aims to eliminate code generation uncertainty by reducing the semantic entropy SE. Motivated by our observation that ambiguous language may result in the generation of programs inconsistent with input-output examples embedded in the requirements, which may encode latent intents not explicitly stated in the text (Section II-A), SPECFIX also maximizes alignment with example via a new measure of *example consistency* EC:

*Definition 3 (Example Consistency):* Let  $m$  be an LLM,  $R$  be requirements with embedded input-output examples  $\{(x_i, y_i)\}_{i=1}^m$ , and  $m_{\equiv}(\cdot | R)$  be the corresponding distribution of semantic clusters. For a single program  $P \in \text{supp}(m_{\equiv}(\cdot | R))$ , the example consistency is defined as

$$\text{EC}(P, \{(x_i, y_i)\}_{i=1}^m) = \frac{1}{m} \sum_{i=1}^m \mathbb{I}(P(x_i) = y_i)$$

where  $\mathbb{I}(\cdot)$  is the indicator function. For a distribution of clusters  $m_{\equiv}(\cdot | R)$ , the example consistency is defined as

$$\text{EC}(m_{\equiv}(\cdot | R), \{(x_i, y_i)\}_{i=1}^m) = \sum_{[P] \in m_{\equiv}(\cdot | R)} m_{\equiv}([P] | R) \text{EC}(P, \{(x_i, y_i)\}_{i=1}^m)$$

Given the above measures, we formally define the requirement repair problem as follows:

**Definition 4 (Requirements Repair Problem):** Let  $R$  be requirements with embedded input-output examples EX,  $m$  be an LLM. The goal of automated requirements repair is to find requirements  $R'$  such that

$$\begin{aligned} \text{SE}(m_{\equiv}(\cdot \mid R')) &> \text{SE}(m_{\equiv}(\cdot \mid R)) \\ \wedge \text{EC}(m_{\equiv}(\cdot \mid R'), \text{EX}) &< \text{EC}(m_{\equiv}(\cdot \mid R), \text{EX}) \end{aligned}$$

and the difference between requirements  $\text{diff}(R, R') < \tau$  for some predefined threshold  $\tau$ . For requirements without embedded input-output examples, the EC is omitted.

Our goal is to find requirements with  $\text{SE} = 1$ , i.e. whose LLM's interpretation is a single semantic cluster, and  $\text{EC} = 0$ , i.e. whose generated programs all pass the embedded examples. We call SpecFix's minimally edited output a *repaired requirement*, since it is intended to resolve an ambiguity.

SPECIFY's key innovation is in decomposing this problem into simpler subproblems. First, it analyzes and repairs the distribution of programs the requirements induce. Second, it maps the change to the distribution back into requirements via contrastive specification interference.

#### A. Distribution Repair

Algorithm 1 summarizes the workflow of SPECIFY. It accepts four arguments: requirements  $R$ , an LLM  $m$ , the iteration bound  $K$ , and the sample size  $N$ . It first starts with extracting examples from requirements using the function `Extract_Examples`, which we implement by prompting the same LLM  $m$ .

A key part of this algorithm is repairing the distribution of programs that  $R$  induce, as this distribution characterizes LLM's interpretation of the requirements. The algorithm approximates the distribution  $\hat{m}_{\equiv}(\cdot \mid R)$  by sampling  $N$  programs and partitioning them into semantic clusters using the function `Interpret`. In the body of this function, the partitioning algorithm is encapsulated by the functions `Generate_Inputs` and `Partition`. In our implementation, we realize them by prompting the same LLM to generate test inputs  $\{t_i\}_{i=1}^j$  with the aim of covering all functionality. Then, we partition programs based on the outputs they produce on these inputs — programs with identical outputs are grouped into the same cluster, indicating equivalent behavior. Alternative implementations such as differential fuzzing [14] or symbolic execution [15] can also be applied in this context.

To resolve ambiguities, SPECIFY employs two repair strategies: probability-guided repair and program repair based requirements repair. If one or more clusters pass all examples ( $\text{EC} = 1$ ), SPECIFY invokes the probability-guided repair strategy; otherwise — when no cluster can pass all examples — it resorts to the program repair based requirements repair. The goal of both strategies is to select a program that best aligns with the user's intended behavior and adjust the specification to favor behaviors exhibited by this program. This ultimately produces a refined requirement that more closely matches the intended interpretation.

---

#### Algorithm 1: SPECIFY Algorithm

---

**Input :** Requirements  $R$ , LLM  $m$ , iteration bound  $K$ , sample size  $N$

**Output:** Repaired requirements  $R'$

```

1 Function Interpret( $m, R, N$ ):
2    $\{p_i\}_{i=1}^N \sim m(\cdot \mid R)$ ;
3    $\{t_i\}_{i=1}^j \leftarrow \text{Generate\_Inputs}(R)$ ;
4    $\hat{m}_{\equiv}(\cdot \mid R) \leftarrow \text{Partition}(\{p_i\}_{i=1}^N, \{t_i\}_{i=1}^j)$ ;
5   return  $\hat{m}_{\equiv}(\cdot \mid R)$ 
6 Function SpecFix( $R, m, K, N$ ):
7    $\{(x_i, y_i)\}_{i=1}^l \leftarrow \text{Extract\_Examples}(R)$ ;
8    $\hat{m}_{\equiv}(\cdot \mid R) \leftarrow \text{Interpret}(m, R, N)$ ;
9    $\text{se} \leftarrow \text{SE}(\hat{m}_{\equiv}(\cdot \mid R))$ ;
10   $\text{ec} \leftarrow \text{EC}(\hat{m}_{\equiv}(\cdot \mid R), \{(x_i, y_i)\}_{i=1}^l)$ ;
11  for  $i \leftarrow 1$  to  $K$  do
12    if  $\text{se} = 0 \wedge \text{ec} = 1$  then
13      return  $R$ ; //  $R$  is unambiguous
14     $C \leftarrow \text{supp}(\hat{m}_{\equiv}(\cdot \mid R))$ ;
15    if  $\exists c \in C$  s.t.  $\text{EC}(c) = 1$  then
16       $[P_{\text{select}}] \leftarrow \arg \max_{c \in C \text{ s.t. } \text{EC}(c)=1} |c|$ ;
17       $P_{\text{reject}} \leftarrow \cup(C \setminus [P_{\text{select}}])$ ;
18    else
19       $[P_{\text{reject}}] \leftarrow \arg \max_{c \in C} |c|$ ;
20       $P_{\text{select}} \leftarrow$ 
21         $\text{Program\_Repair}(P_{\text{reject}}, \{(x_i, y_i)\}_{i=1}^l)$ 
22     $R' \leftarrow \text{Contrast\_Infer}(R, P_{\text{select}}, P_{\text{reject}})$ ;
23     $\hat{m}_{\equiv}(\cdot \mid R') \leftarrow \text{Interpret}(m, R', N)$ ;
24     $\text{se}' \leftarrow \text{SE}(\hat{m}_{\equiv}(\cdot \mid R'))$ ;
25     $\text{ec}' \leftarrow \text{EC}(\hat{m}_{\equiv}(\cdot \mid R'), \{(x_i, y_i)\}_{i=1}^l)$ ;
26    if  $\text{ec}' > \text{ec} \wedge \text{se}' < \text{se}$  then
27       $R \leftarrow R', \text{ec} \leftarrow \text{ec}', \text{se} \leftarrow \text{se}'$ ;
28  return  $R$ ;

```

---

*Probability-guided Repair:* To reduce semantic entropy, SPECIFY prioritizes the most likely interpretation. First, it filters semantic clusters to retain only those passing all examples ( $\text{EC} = 1$ ). It then selects a remaining cluster with the highest probability, treating all others as rejected clusters. The process is described in Algorithm 1 in lines 15–17. This step is influenced by previous research on program selection via majority voting such as CodeT [16], which demonstrate that, in the absence of additional information, selecting the solution with the highest estimated probability improves the likelihood of passing the tests.

*Program Repair Based Requirements Repair:* If no semantic cluster matches all input-output examples, SPECIFY applies program repair to fix faulty programs, using the given example inputs and outputs. Specifically, we employ the self-refine method [17], which utilizes incorrect programs, together with the runtime feedback (e.g. test failures, expected output and actual output), and automatically generate a corrected program. SPECIFY selects programs from the most probable

cluster for repair, as this cluster represents the predominant interpretation by the LLM. SPECIFY treats the faulty program as a rejected program, and the repaired program that is example consistent as a selected program. This process is provided in Algorithm 1 in lines 19–20.

### B. Contrastive Specification Inference

Once SPECIFY has identified a selected program and one or more rejected programs, it applies our *contrastive specification inference* prompt to disambiguate given requirements via a minimal natural language change. Contrastive specification inference leverages the insight that an explanation is most informative when it highlights why outcome A occurs instead of outcome B rather than describing outcome A in isolation. By contrasting the behavior of the selected program with that of rejected programs, the repaired requirement is prone to align with the selected program while intentionally diverge from the rejected ones. SPECIFY realizes this objective by prompting an LLM with both the supporting evidence (selected program & outputs) and the contradicting evidence (rejected programs & outputs), and asking the model to (i) diagnose the sources of ambiguity and (ii) rewrite the specification so that only the intended behavior remains admissible. All prompts used by SPECIFY are given in the supplementary materials.

## V. EVALUATION

Our study addresses the following research questions:

- **RQ1:** To what extent do SPECIFY-repaired requirements improve code generation compared to baseline methods?
- **RQ2:** Do requirements repaired by SPECIFY enable cross-model improvement in code generation?
- **RQ3:** How much does SPECIFY change the requirements in comparison with baseline methods?

### A. Experimental Setup

**Models:** We selected three widely-used LLMs: GPT-4o, DeepSeek-V3 and Qwen2.5-Coder-32b-Instruct. GPT-4o [18] is OpenAI’s advanced commercial model with high accuracy across diverse tasks. DeepSeek-V3 [8] is an open-source, efficiency-focused model optimized for mathematics and coding. Qwen2.5-Coder-32B-Instruct [19], developed by Alibaba, is a smaller model that specializes in multilingual code generation, debugging, and software development with robust problem solving capabilities. For brevity, we refer to DeepSeek-V3 and Qwen2.5-Coder-32b-Instruct simply as “DeepSeek” and “Qwen2.5”.

**Benchmarks:** We selected two widely-used code generation benchmarks: HumanEval+ and MBPP+. HumanEval+ consists of 164 programming problems, each including a function signature, docstring, canonical solutions, and several test cases. These problems are designed to evaluate language comprehension, algorithms, and simple mathematics. MBPP+ includes 378 hand-verified Python programming problems, each with a task description, canonical solutions, and multiple test cases. These problems cover programming fundamentals and standard library functionalities. HumanEval+ and MBPP+

are enhanced versions of the original HumanEval [20] and MBPP [21] benchmarks augmented by the EvalPlus framework [22]. HumanEval+ includes 2.81 examples per requirement on average and 161 requirements embed at least one example. MBPP+ includes one example in every requirement. The hidden tests used to assess generated programs are different from the examples in the requirements.

Following prior work [2], we fix the model temperature at 0 for all tasks to ensure deterministic outputs, except for program sampling, where the temperature is set to the default value specified by each LLM to encourage diversity. To avoid suggesting that disambiguation was always successful, we use the term “modified” rather than “repaired” in certain descriptions. To account for generation variability, we repeated all experiments three times and reported the average performance.

### B. Evaluated Approaches

For our evaluation, we selected the following configurations of requirements repair approaches:

**SpecFix** implements the approach described in Section IV with up to  $K = 3$  iterations and the sample size of  $N = 20$  for semantic clustering.

**Vanilla Repair** is a baseline requirements repair approach: an LLM first classifies each requirement as ambiguous or unambiguous. If a requirement is judged ambiguous, the model is prompted to resolve the ambiguity by adopting the most likely interpretation.

**ClarifyGPT-auto** adapts ClarifyGPT [2] for fully automated requirement repair. Whereas the original approach simulates human clarifications using hidden test cases, we replace this mechanism with examples drawn directly from the requirement specifications to eliminate data-leakage risks. The resulting “repaired” requirement is formed by concatenating the original specification with the model’s clarifications. Semantic clustering again uses  $N = 20$  samples.

**μFix** [9] analyzes program failures on input–output examples and generates reasoning chains to iteratively refine its interpretation of the requirements. Although μFix does not produce explicit requirement edits, its focus on improving requirement understanding is relevant to SPECIFY.

### C. Evaluation Metrics

We apply five measures to comprehensively evaluate the correctness and interpretive clarity of requirements repair.

**Pass@1** is the probability that a generated program passes all tests. We estimate Pass@1 by sampling ten independent programs per requirement according to the best practices [20].

**AvgPassRate** (APR) measures the expected ratio of tests passed across generated programs. APR provides a more granular view of how disambiguating requirements improves partial correctness.

**%Pass@1>0** (NZP@1) denotes the proportion of requirement instances for which Pass@1 exceeds zero. An increase in NZP@1 when comparing original versus repaired requirement indicates that repair enables the model to produce at least one fully correct program for cases previously unsolvable.

TABLE I: The effect of repairing requirements from HumanEval+ and MBPP+ on code generation performance of three LLMs. Each approach is denoted as “{requirements repair method} + {code generation method}”. “Original” refers to the requirements before repair. SPECIFY consistently outperforms other approaches in code generation metrics and uncertainty reduction. “Modified%” refers to the ratio of modified requirements.

Model	Approach	HumanEval+						MBPP+					
		Modified%	Pass@1	APR	NZP@1	M@20	SE	Modified%	Pass@1	APR	NZP@1	M@20	SE
DeepSeek	Original	–	87.80%	94.10%	<b>93.90%</b>	89.63%	0.13	–	79.37%	88.92%	<b>83.60%</b>	80.16%	0.12
	Original + $\mu$ Fix	–	88.88%	94.60%	93.29%	89.02%	0.10	–	79.14%	89.36%	81.66%	79.72%	0.09
	Vanilla Repair	34.15%	84.76%	92.15%	89.02%	86.59%	0.12	44.44%	79.10%	88.52%	81.22%	79.37%	0.08
	ClarifyGPT-auto	17.68%	89.04%	95.16%	90.85%	89.84%	0.05	12.70%	79.90%	89.90%	81.66%	79.98%	0.05
	<b>SPECIFY</b>	20.12%	<b>91.99%</b>	<b>95.85%</b>	93.29%	<b>92.68%</b>	<b>0.02</b>	19.31%	<b>82.14%</b>	<b>91.82%</b>	83.16%	<b>82.19%</b>	<b>0.01</b>
Qwen2.5	Original	–	84.39%	92.69%	87.74%	85.16%	0.13	–	79.16%	89.67%	81.52%	79.40%	0.11
	Original + $\mu$ Fix	–	83.87%	93.09%	84.95%	84.30%	0.04	–	78.97%	89.13%	79.71%	78.86%	0.03
	Vanilla Repair	15.24%	83.26%	92.27%	85.99%	84.08%	0.11	36.77%	76.11%	86.75%	77.84%	76.22%	0.08
	ClarifyGPT-auto	15.85%	85.16%	93.90%	86.88%	85.59%	0.07	13.49%	79.21%	89.47%	80.34%	79.13%	0.04
	<b>SPECIFY</b>	20.73%	<b>87.74%</b>	<b>96.53%</b>	<b>88.60%</b>	<b>87.74%</b>	<b>0.02</b>	16.93%	<b>82.31%</b>	<b>91.92%</b>	<b>83.51%</b>	<b>82.66%</b>	<b>0.03</b>
GPT-4o	Original	–	82.02%	92.98%	<b>91.46%</b>	83.54%	0.21	–	78.23%	88.93%	<b>84.92%</b>	78.84%	0.19
	Original + $\mu$ Fix	–	82.22%	93.00%	88.62%	83.94%	0.15	–	78.04%	88.70%	81.13%	78.40%	0.15
	Vanilla Repair	62.80%	80.05%	91.53%	84.15%	79.27%	0.17	82.54%	76.03%	87.47%	82.01%	76.98%	0.19
	ClarifyGPT-auto	35.98%	82.34%	92.71%	87.80%	83.74%	0.10	30.16%	77.60%	88.94%	80.69%	78.04%	0.09
	<b>SPECIFY</b>	39.63%	<b>87.62%</b>	<b>96.40%</b>	90.24%	<b>87.40%</b>	<b>0.03</b>	31.75%	<b>80.56%</b>	<b>91.23%</b>	<b>82.72%</b>	<b>80.78%</b>	<b>0.03</b>

TABLE II: For each baseline (Vanilla Repair, ClarifyGPT-auto and  $\mu$ Fix), this table compares performance of SPECIFY’s repairs with the baseline’s performance on the subset of requirements that both SPECIFY and the baseline modified. “#” denotes the number of such requirements. Since  $\mu$ Fix does not modify requirements, the corresponding subsets includes all requirements SPECIFY modified. SPECIFY-repaired requirements outperform baselines on most subsets.

Model	Baseline	HumanEval+				MBPP+			
		#	Pass@1			#	Pass@1		
			Original	Baseline	SPECIFY		Original	Baseline	SPECIFY
Deepseek	Vanilla Repair	17	34.12%	29.41%	<b>51.76%</b>	48	38.75%	39.58%	<b>46.74%</b>
	ClarifyGPT-auto	29	48.62%	55.63%	<b>71.15%</b>	64	42.66%	45.83%	<b>52.08%</b>
	Original + $\mu$ Fix	33	45.76%	54.34%	<b>66.57%</b>	73	37.67%	43.47%	<b>52.05%</b>
Qwen2.5	Vanilla Repair	8	<b>36.25%</b>	35.00%	29.17%	29	53.21%	42.50%	<b>62.02%</b>
	ClarifyGPT-auto	26	49.66%	54.23%	<b>64.36%</b>	51	50.20%	50.63%	<b>57.89%</b>
	Original + $\mu$ Fix	34	47.97%	63.91%	<b>64.71%</b>	64	40.51%	51.30%	<b>60.17%</b>
GPT-4o	Vanilla Repair	50	50.82%	53.76%	<b>70.20%</b>	104	54.93%	53.45%	<b>61.15%</b>
	ClarifyGPT-auto	59	61.21%	62.08%	<b>73.61%</b>	114	55.46%	53.37%	<b>61.05%</b>
	Original + $\mu$ Fix	65	58.17%	63.81%	<b>72.30%</b>	120	52.69%	52.53%	<b>60.03%</b>

**Majority@20** (M@20) measures the accuracy of the most frequent correct program within 20 generated samples, inspired by the majority vote program selection techniques [16], [23]. This metric evaluates the model’s consistency in converging on a consensus solution under repeated sampling. Specifically, in accordance with the program sampling setting, we use S=20 in this metric.

**Semantic Entropy** (SE) [5] quantifies the distribution of generated programs across distinct semantic clusters. Higher semantic entropy suggests greater ambiguity [2].

#### D. RQ1: Repair Effectiveness of SPECIFY

To evaluate the effectiveness of generated repairs, we measured how requirements modified by an LLM affect the same LLM’s performance. Table I presents the ratio of modified requirements and performance metrics on all requirements in benchmarks. For every model–benchmark pairing, SPECIFY achieves the highest Pass@1 score among all approaches. For instance, on the HumanEval+ benchmark with DeepSeek,

SPECIFY achieves a Pass@1 of 91.99% surpassing the performance of the original requirements (87.80%), and the results of ClarifyGPT-auto (89.04%). Similar improvements are observed for Qwen2.5 and GPT-4o. In addition, SPECIFY achieves the highest average pass rate, with DeepSeek/HumanEval+ yielding an AvgPassRate of 95.85%. This suggests SPECIFY repairs guide models toward outputs passing a higher ratio of tests. Notably, SPECIFY also substantially reduces semantic entropy, showing that repaired requirements yield less semantically diverse code. Finally, SPECIFY is the only approach that consistently improved Majority@20, showing that SPECIFY not only increases the probability of generating a correct program but also enhances the consistency with which a consensus solution emerges under repeated sampling.

An alternative to improving the quality of requirements is enhancing LLM’s code generation capabilities to alleviate shortcomings of the requirements. Thus, we investigate how the performance improvement due to requirements repaired by SPECIFY in the context of zero-shot code generation

TABLE III: Pass@1 (%) of code generation models (columns) on HumanEval+ and MBPP+, before (“Original”) and after (“Repair”) ambiguity repair by each requirements-repair model (rows). “#” denotes the number of such requirements. Underlined values represent cases where the same model performed both repair and evaluation (*i.e.*, Pass@1 on the subset of requirements modified).

Model	HumanEval+							MBPP+						
	#	DeepSeek		Qwen2.5		GPT-4o		#	DeepSeek		Qwen2.5		GPT-4o	
		Original	Repair	Original	Repair	Original	Repair		Original	Repair	Original	Repair	Original	Repair
DeepSeek	33	45.76%	<u>66.57%</u>	51.55%	61.10%	44.88%	56.18%	73	37.67%	<u>52.05%</u>	49.95%	46.68%	46.30%	49.96%
Qwen2.5	34	60.59%	59.22%	43.86%	59.12%	49.15%	58.05%	64	47.03%	54.74%	40.00%	58.12%	46.45%	54.72%
GPT-4o	65	72.62%	71.13%	67.88%	74.04%	58.17%	<u>72.30%</u>	120	55.75%	60.03%	58.41%	61.51%	52.69%	<u>60.03%</u>

compares to the performance of original requirements with a SOTA code generation method,  $\mu$ Fix, which employs advanced requirement reasoning techniques. Table I present the comparative results. Since  $\mu$ Fix reasons about all of the benchmark requirements, it does not modify a subset of requirements, hence no “Modified%” is shown for this method in Table I. SPECIFY outperformed  $\mu$ Fix in most settings. Moreover,  $\mu$ Fix showed only minimal enhancements in code generation measures compared to the zero-shot approach. We attribute this to the fact that benchmarks like HumanEval and MBPP are reaching their saturation [24], where SOTA models already exhibit high success rate, making additional improvements through prompt tuning challenging. SPECIFY’s repaired requirements demonstrated substantial performance gains, showing that requirements repair is a promising pathway for further pushing the boundaries of code generation.

We also investigated Pass@1 only on the modified requirements shown in Table III. On average, 23.93% of requirements are modified by SPECIFY. The underlined values illustrate the Pass@1 results when the same model performs both repair and evaluation. All models exhibit improvements, with an average Pass@1 increase of 33.66%.

Since each method uses a different heuristic to detect ambiguity, they operate on partly disjoint sets of requirements. Meanwhile, Monperrus [25] argued that an objective comparison of repair methods needs to consider the classes of defects the methods address. In order to eliminate the influence brought by different ambiguity detection strategies, we performed pairwise evaluations of SPECIFY against each baseline, restricted to the intersection of requirements they both modify. Table II shows the Pass@1 on these subset of requirements. SPECIFY yields higher Pass@1 than both the original requirement and the baseline repair methods on all subsets except for the requirement jointly repaired with Vanilla Repair on HumanEval+ with Qwen2.5. We attribute this to the fact that the set is very small (8 cases) and the performance drop might be the result of statistical noise.

Since SPECIFY employs two quality criteria to improve requirements, semantic entropy and example consistency, we conducted an ablation to identify how each of these measures contribute to the overall success. In our experiment on HumanEval+ with GPT-4o, SPECIFY aimed at only reducing semantic entropy improved overall Pass@1 by 0.9%, SPEC-

IFY aimed at only increasing example consistency improved overall Pass@1 by 4.2%, while utilizing both these measure resulted on a 6.8% Pass@1 improvement. This demonstrates that both measures are important for repair.

**RQ1:** Across benchmarks, SPECIFY yields a 33.66% average improvement in Pass@1 on the modified subset, corresponding to a 4.3% improvement over complete benchmarks. Baseline methods commonly decreased performance or produced negligible gains (<0.5%).

Extra information is provided in supplementary materials.

#### E. RQ2: Cross-Model Generalization

To show that SPECIFY addresses inherent problems of requirements rather than merely model-specific misunderstandings, we evaluate how requirements repaired using one model affect another model’s code generation performance. Table III shows the results of our experiments. Although in few instances, which are highlighted in red, the other model’s performance dropped after repair, specifically DeepSeek on HumanEval+ repaired by other models and Qwen2.5 on MBPP+ repaired by DeepSeek, on average using a different model to repair requirements increases performance by 9.6%.

**RQ2:** Requirements repaired by one model with SPECIFY improve another model’s Pass@1 by 9.6% on average, demonstrating that its repairs generalize across models.

#### F. RQ3: Comparing Lengths of Repaired Requirements

To further illustrate the limitations of baseline methods in repairing ambiguous requirements, we measured the relative increase in specification length induced by each method. Table IV reports the average percentage growth of the repaired requirements. ClarifyGPT-auto’s clarification and  $\mu$ Fix’s reasoning chains both significantly increased the requirement length. When using GPT-4o on MBPP+, the post-repair requirements generated by ClarifyGPT-auto and  $\mu$ Fix respectively increased by 576.61% and 425.56% compared to the original requirements. Although Vanilla Repair yields the smallest length increase, it also achieves the weakest repair effectiveness. In contrast, SPECIFY achieves the best repair performance while also ensuring the required simplicity after the repair. ClarifyGPT-auto generates irrelevant clarifying

TABLE IV: Relative increment in requirement length between before-repair and after-repair for HumanEval+ and MBPP+.

Model	Method	HumanEval+	MBPP+
DeepSeek	Vanilla Repair	−3.85%	57.36%
	ClarifyGPT-auto	158.77%	360.74%
	$\mu$ Fix	254.97%	353.99%
	<b>SPECFIX</b>	12.78%	120.21%
Qwen2.5	Vanilla Repair	−44.87%	−31.50%
	ClarifyGPT-auto	82.48%	184.82%
	$\mu$ Fix	405.31%	795.17%
	<b>SPECFIX</b>	8.99%	58.37%
GPT-4o	Vanilla Repair	−3.92%	2.17%
	ClarifyGPT-auto	262.16%	576.61%
	$\mu$ Fix	298.60%	426.56%
	<b>SPECFIX</b>	65.76%	237.40%

questions so the repaired requirements include redundant clarifications.  $\mu$ Fix’s format-specific prompts embed full reasoning chains in the repaired requirement. Introducing too many explanations will not only reduce the model’s understanding of the original requirement, but also may lead to the model overfitting to clarifications or examples.

**RQ3:** SPECFIX’s repairs result in only modest increases in requirement length compared with the substantial expansions produced by ClarifyGPT-auto’s clarifications and  $\mu$ Fix’s reasoning chains, while still achieving superior repair effectiveness.

## VI. THREATS TO VALIDITY

Construct validity may be threatened by our operationalization of ambiguity and its repairs in terms of various metrics, such as Pass@1, semantic entropy, example consistency, etc. We adopted this approach because our goal was to investigate a fully-automated method of ambiguity resolution. However, resolving some ambiguities might require human input. In future research, we will investigate how to efficiently involve humans in the SpecFix workflow.

External validity is limited by our focus on two benchmarks HumanEval+ and MBPP+, and relying on the input-output examples embedded in their requirements. These benchmarks are well-established and representative, and using input-output examples is a common practice, e.g. in programming-by-example [3], in Stack Overflow posts [26] and GitHub issues [27]. However, studying ambiguities in real-world applications such as in interactions with AI coding assistants remains an important future research direction.

## VII. RELATED WORK

SpecFix is the first approach to automatically repair ambiguities in natural language requirements. Below, we discuss techniques that address its subproblems or relevant problems.

*LLM Reasoning About Requirements:*  $\mu$ FIX [9] focuses on enhancing requirement understanding by integrating thought-eliciting prompting with feedback-based code generation. Fan et al. [28] applies LLM reasoning to elaborate the meaning of low-frequency keywords in requirements. In contrast, SpecFix aims to disambiguate the requirements themselves so that the models interpret them correctly. Our experiments show that SpecFix is more effective than  $\mu$ FIX in interpreting non-trivial input-output examples. Li et al. [29] proposed maintaining equivalent representations, such as natural language comments and pseudocode, that preserve semantics, using a reflection mechanism with two LLMs. This approach may enhance SpecFix’ reflection prompt used for contrastive inference. CodeMind [30] introduces a “specification reasoning” task that evaluates model’s ability to reason about combinations of NL specifications and test execution. Our study reveals that SOTA LLMs often perform poorly on this task, often generating program contradicting to explicitly specified examples.

*Detecting NL Ambiguity with LLMs:* Ambiguity in requirements undermines downstream performance and has long attracted attention. Pre-ChatGPT work includes NLP-based detection of inconsistency and vagueness [31], [32], [33], [34], while recent efforts address semantic uncertainty in the ChatGPT era [35]. Vijayvargiya et al.[1] quantify the impact of ambiguous inputs, showing up to a 20% degradation in LLM performance. ClarifyGPT[2] measures uncertainty in generated code to trigger clarifying questions; although promising, it often produces irrelevant queries and fails to incorporate embedded examples. SpecFix overcomes these shortcomings by repairing the induced program distribution first and then inferring concise, contrastive requirement edits via specification inference.

*Prompt Optimization:* Requirements serve as key parts of code-generation prompts, making prompt optimization closely related to requirement repair. Ma et al. [36] demonstrate that reflection-based prompt tuning frequently fails to identify the root causes of prompt errors. SpecFix addresses this limitation by analyzing and repairing program distributions.

*Confidence and Uncertainty:* Hou et al. [13] show connection between task ambiguity with aleatoric uncertainty, i.e. uncertainty resulting from inherent randomness in the data-generating process. The uncertainty can be estimated via semantic entropy [5], which in code generation can be measured by partitioning generated program into equivalence classes via differential testing [15], [7], [2], a method adapted by SpecFix.

*Specification Inference with LLMs:* SpecRover [37] infers program specification expressed in natural language to generate bugfixes. Multiple approaches apply LLMs to infer formal specifications from text [38], [39]. The key novelty of SpecFix in comparison with these techniques is in its contrastive specification inference that infers specification that differentiates two programs.

*Automated Program Repair:* The goal of program repair [6] is to modify a given program to meet given correctness criteria. It is embodied in heuristics-based [40],

semantics-based [41], and more recently in ML/LLM-based techniques [42], [43], [44]. Our innovating is in repairing requirements instead of programs, however, inspired by Fan et al. [10], we use program repair as a part of our algorithm.

## VIII. CONCLUSION

This paper introduces the problem of automated repair of ambiguous requirements. It demonstrates that requirements can be repaired in a fully-automated fashion by aligning natural language with input-output examples and reducing uncertainty of code generation. SPECIFY accomplishes this by analyzing and repairing the distribution of programs the requirements induce, and then mapping the change back to the requirements. Our experimental evaluation demonstrates that repaired requirements significantly improve code generation performance of SOTA LLMs.

## ACKNOWLEDGEMENT

We thank Tatsan Kantasit for insightful discussions.

## REFERENCES

- [1] S. Vijayvargiya, X. Zhou, A. Yerukola, M. Sap, and G. Neubig, "Interactive agents to overcome ambiguity in software engineering," *arXiv preprint arXiv:2502.13069*, 2025.
- [2] F. Mu, L. Shi, S. Wang, Z. Yu, B. Zhang, C. Wang, S. Liu, and Q. Wang, "Clarifygpt: Empowering llm-based code generation with intention clarification," *arXiv preprint arXiv:2310.10996*, 2023.
- [3] V. Le and S. Gulwani, "Flashextract: A framework for data extraction by examples," in *Proceedings of the 35th ACM SIGPLAN Conference on Programming Language Design and Implementation*, 2014, pp. 542–553.
- [4] A. Didolkar, A. Goyal, N. R. Ke, S. Guo, M. Valko, T. Lillicrap, D. Jimenez Rezende, Y. Bengio, M. C. Mozer, and S. Arora, "Metacognitive capabilities of llms: An exploration in mathematical problem solving," *Advances in Neural Information Processing Systems*, vol. 37, pp. 19783–19812, 2024.
- [5] L. Kuhn, Y. Gal, and S. Farquhar, "Semantic uncertainty: Linguistic invariances for uncertainty estimation in natural language generation," *arXiv preprint arXiv:2302.09664*, 2023.
- [6] C. Le Goues, M. Pradel, and A. Roychoudhury, "Automated program repair," *Communications of the ACM*, vol. 62, no. 12, pp. 56–65, 2019.
- [7] Z. Fan, H. Ruan, S. Mechtaev, and A. Roychoudhury, "Oracle-guided program selection from large language models," in *Proceedings of the 33rd ACM SIGSOFT International Symposium on Software Testing and Analysis*, 2024, pp. 628–640.
- [8] A. Liu, B. Feng, B. Xue, B. Wang, B. Wu, C. Lu, C. Zhao, C. Deng, C. Zhang, C. Ruan et al., "Deepseek-v3 technical report," *arXiv preprint arXiv:2412.19437*, 2024.
- [9] Z. Tian, J. Chen, and X. Zhang, "Fixing large language models' specification misunderstanding for better code generation," in *2025 IEEE/ACM 47th International Conference on Software Engineering (ICSE)*. IEEE Computer Society, 2025, pp. 645–645.
- [10] Z. Fan, X. Gao, M. Mirchev, A. Roychoudhury, and S. H. Tan, "Automated repair of programs from large language models," in *2023 IEEE/ACM 45th International Conference on Software Engineering (ICSE)*. IEEE, 2023, pp. 1469–1481.
- [11] S. Srivastava, S. Gulwani, and J. S. Foster, "Template-based program verification and program synthesis," *International Journal on Software Tools for Technology Transfer*, vol. 15, pp. 497–518, 2013.
- [12] B. Gleich, O. Creighton, and L. Kof, "Ambiguity detection: Towards a tool explaining ambiguity sources," in *Requirements Engineering: Foundation for Software Quality: 16th International Working Conference, REFSQ 2010, Essen, Germany, June 30–July 2, 2010. Proceedings 16*. Springer, 2010, pp. 218–232.
- [13] B. Hou, Y. Liu, K. Qian, J. Andreas, S. Chang, and Y. Zhang, "Decomposing uncertainty for large language models through input clarification ensembling," *arXiv preprint arXiv:2311.08718*, 2023.
- [14] T. Petsios, A. Tang, S. Stolfo, A. D. Keromytis, and S. Jana, "Nezha: Efficient domain-independent differential testing," in *2017 IEEE Symposium on security and privacy (SP)*. IEEE, 2017, pp. 615–632.
- [15] A. Sharma and C. David, "Assessing correctness in llm-based code generation via uncertainty estimation," *arXiv preprint arXiv:2502.11620*, 2025.
- [16] B. Chen, F. Zhang, A. Nguyen, D. Zan, Z. Lin, J.-G. Lou, and W. Chen, "Codet: Code generation with generated tests," *arXiv preprint arXiv:2207.10397*, 2022.
- [17] Y. Ding, M. J. Min, G. Kaiser, and B. Ray, "Cycle: Learning to self-refine the code generation," *Proceedings of the ACM on Programming Languages*, vol. 8, no. OOPSLA1, pp. 392–418, 2024.
- [18] A. Hurst, A. Lerer, A. P. Goucher, A. Perelman, A. Ramesh, A. Clark, A. Ostrow, A. Welihinda, A. Hayes, A. Radford et al., "Gpt-4o system card," *arXiv preprint arXiv:2410.21276*, 2024.
- [19] A. Yang, B. Yang, B. Zhang, B. Hui, B. Zheng, B. Yu, C. Li, D. Liu, F. Huang, H. Wei et al., "Qwen2.5 technical report," *arXiv preprint arXiv:2412.15115*, 2024.
- [20] M. Chen, J. Tworek, H. Jun, Q. Yuan, H. P. D. O. Pinto, J. Kaplan, H. Edwards, Y. Burda, N. Joseph, G. Brockman et al., "Evaluating large language models trained on code," *arXiv preprint arXiv:2107.03374*, 2021.
- [21] J. Austin, A. Odena, M. Nye, M. Bosma, H. Michalewski, D. Dohan, E. Jiang, C. Cai, M. Terry, Q. Le et al., "Program synthesis with large language models," *arXiv preprint arXiv:2108.07732*, 2021.
- [22] J. Liu, C. S. Xia, Y. Wang, and L. Zhang, "Is your code generated by chatgpt really correct? rigorous evaluation of large language models for code generation," *Advances in Neural Information Processing Systems*, vol. 36, pp. 21558–21572, 2023.
- [23] Y. Li, D. Choi, J. Chung, N. Kushman, J. Schrittwieser, R. Leblond, T. Eccles, J. Keeling, F. Gimeno, A. Dal Lago et al., "Competition-level code generation with alphacode," *Science*, vol. 378, no. 6624, pp. 1092–1097, 2022.
- [24] C. S. Xia, Y. Deng, and L. Zhang, "Top leaderboard ranking= top coding proficiency, always? evoeval: Evolving coding benchmarks via llm," *arXiv preprint arXiv:2403.19114*, 2024.
- [25] M. Monperrus, "A critical review of" automatic patch generation learned from human-written patches": Essay on the problem statement and the evaluation of automatic software repair," in *Proceedings of the 36th International Conference on Software Engineering*, 2014, pp. 234–242.
- [26] G. Uddin, F. Khomh, and C. K. Roy, "Mining api usage scenarios from stack overflow," *Information and Software Technology*, vol. 122, p. 106277, 2020.
- [27] T. Hirsch and B. Hofer, "Identifying non-natural language artifacts in bug reports," in *2021 36th IEEE/ACM International Conference on Automated Software Engineering Workshops (ASEW)*. IEEE, 2021, pp. 191–197.
- [28] L. Fan, M. Chen, and Z. Liu, "Self-explained keywords empower large language models for code generation," *arXiv preprint arXiv:2410.15966*, 2024.
- [29] J. Li, G. Li, L. Wang, H. Zhu, and Z. Jin, "Generating equivalent representations of code by a self-reflection approach," *arXiv preprint arXiv:2410.03351*, 2024.
- [30] C. Liu, S. D. Zhang, A. R. Ibrahimzada, and R. Jabbarvand, "Codemind: A framework to challenge large language models for code reasoning," *arXiv preprint arXiv:2402.09664*, 2024.
- [31] S. Ezzini, S. Abualhaija, C. Arora, and M. Sabetzadeh, "Automated handling of anaphoric ambiguity in requirements: a multi-solution study," in *Proceedings of the 44th International Conference on Software Engineering*, 2022, pp. 187–199.
- [32] D. Luitel, S. Hassani, and M. Sabetzadeh, "Using language models for enhancing the completeness of natural-language requirements," in *International working conference on requirements engineering: foundation for software quality*. Springer, 2023, pp. 87–104.
- [33] A. Ferrari and A. Esuli, "An nlp approach for cross-domain ambiguity detection in requirements engineering," *Automated Software Engineering*, vol. 26, no. 3, pp. 559–598, 2019.
- [34] A. Ferrari, G. Gori, B. Rosadini, I. Trotta, S. Bacherini, A. Fantechi, and S. Gnesi, "Detecting requirements defects with nlp patterns: an industrial experience in the railway domain," *Empirical Software Engineering*, vol. 23, no. 6, pp. 3684–3733, 2018.
- [35] A. Fantechi, S. Gnesi, L. Passaro, and L. Semini, "Inconsistency detection in natural language requirements using chatgpt: a preliminary

- evaluation,” in *2023 IEEE 31st International Requirements Engineering Conference (RE)*. IEEE, 2023, pp. 335–340.
- [36] R. Ma, X. Wang, X. Zhou, J. Li, N. Du, T. Gui, Q. Zhang, and X. Huang, “Are large language models good prompt optimizers?” *arXiv preprint arXiv:2402.02101*, 2024.
  - [37] H. Ruan, Y. Zhang, and A. Roychoudhury, “Specrover: Code intent extraction via llms,” *arXiv preprint arXiv:2408.02232*, 2024.
  - [38] L. Ma, S. Liu, Y. Li, X. Xie, and L. Bu, “Specgen: Automated generation of formal program specifications via large language models,” *arXiv preprint arXiv:2401.08807*, 2024.
  - [39] M. Endres, S. Fakhoury, S. Chakraborty, and S. K. Lahiri, “Can large language models transform natural language intent into formal method postconditions?” *Proceedings of the ACM on Software Engineering*, vol. 1, no. FSE, pp. 1889–1912, 2024.
  - [40] C. Le Goues, T. Nguyen, S. Forrest, and W. Weimer, “Genprog: A generic method for automatic software repair,” *Ieee transactions on software engineering*, vol. 38, no. 1, pp. 54–72, 2011.
  - [41] S. Mechtaev, J. Yi, and A. Roychoudhury, “Angelix: Scalable multiline program patch synthesis via symbolic analysis,” in *Proceedings of the 38th international conference on software engineering*, 2016, pp. 691–701.
  - [42] C. S. Xia and L. Zhang, “Keep the conversation going: Fixing 162 out of 337 bugs for \$0.42 each using chatgpt,” *arXiv preprint arXiv:2304.00385*, 2023.
  - [43] I. Bouzenia, P. Devanbu, and M. Pradel, “Repairagent: An autonomous, llm-based agent for program repair,” *arXiv preprint arXiv:2403.17134*, 2024.
  - [44] N. Parasaram, H. Yan, B. Yang, Z. Flahy, A. Qudsi, D. Ziaber, E. Barr, and S. Mechtaev, “The fact selection problem in llm-based program repair,” *arXiv preprint arXiv:2404.05520*, 2024.

## APPENDIX

### A. Details of Experiments

In this section, we provide further details regarding SPEC-FIX repair performance, and analyze the types of ambiguity in requirements it repairs. For each requirement, we compute the *Pass@1 delta* as

$$\Delta = \text{Pass@1}_{\text{repaired}} - \text{Pass@1}_{\text{original}}.$$

We call a case a *success* if its *Pass@1 delta* is greater than zero, and a *failure* if the delta is less than zero. We also record whether the semantic entropy of the prompt decreases or increases after applying our repair procedure. Table V summarizes the raw counts (over three independent runs), and Figure 4 visualizes the full distribution of *Pass@1 deltas*.

TABLE V: Summary of SPEC-FIX repairs

Model	Dataset	Repairs	Success	Failure	Decreased	Increased
Deepseek	HumanEval+	33	15/14/17	3/4/2	28/27/25	1/1/0
	MBPP+	73	21/23/22	9/6/7	60/59/58	1/0/1
Qwen2.5	HumanEval+	34	11/11/14	5/6/1	23/24/24	1/1/1
	MBPP+	64	20/19/22	4/5/2	40/41/41	3/1/2
GPT-4o	HumanEval+	65	23/28/23	7/5/8	58/57/55	0/0/0
	MBPP+	120	28/29/37	16/16/18	107/100/101	3/0/4

### B. Case analysis

For the successfully repaired cases, our manual inspection identified three common types of fixes: edge case repair, ambiguous phrase repair (when a phrase has two meanings) and ambiguous input/output (I/O) format repair. For each reason, we provide one illustrating example.

a) *Edge case repair*: This example shows how SPEC-FIX explicitly handles the scenario where the lower bound exceeds the upper bound, resolving a previously implicit edge case.

#### Ambiguous Requirement (HumanEval/102)

This function takes two positive numbers  $x$  and  $y$  and returns the biggest even integer number that is in the range  $[x, y]$  inclusive. If there's no such number, then the function should return -1. For example:

```
choose_num(12, 15) = 14
choose_num(13, 12) = -1
```

#### Repaired Requirement (Text Only)

This function takes two positive integers  $x$  and  $y$  and returns the largest even integer within the range  $[x, y]$  inclusive. **If  $x$  is greater than  $y$** , or if there are no even numbers in the range, the function returns -1.

b) *Ambiguous phrase repair*: In this example, the phrase “same characters” is clarified to specify that character frequency and order do not affect the check.

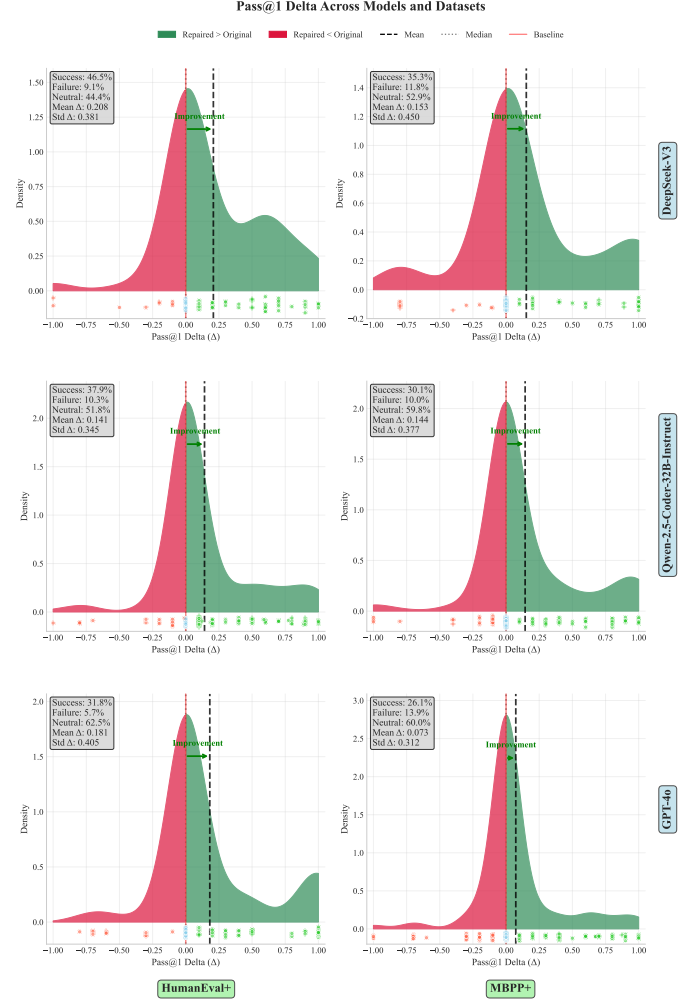


Fig. 4: The distribution of *Pass@1 delta* on all repairs. Here, each colored curve is a Kernel Density Estimate (KDE): the green region corresponds to  $\Delta > 0$  (success), and the red region to  $\Delta < 0$  (failure). The dashed vertical line marks the mean  $\Delta$  for each model–dataset pairing, and the dotted line marks the median.

#### Ambiguous Requirement (HumanEval/54)

Check if two words have the same characters.

```
>>> same_chars('eabcdzzzz', 'dddzzzzzzddeddabc')
True
>>> same_chars('abcd', 'ddddddabc')
True
>>> same_chars('ddddddabc', 'abcd')
True
>>> same_chars('eabcd', 'ddddddabc')
False
>>> same_chars('abcd', 'ddddddabce')
False
>>> same_chars('eabcdzzzz', 'dddzzzzzzddeddabc')
False
```

### Repaired Requirement (Text Only)

Check if two words contain exactly the same set of characters, regardless of the frequency or order of the characters.

c) *Ambiguous I/O format repair*: This example demonstrates how explicitly stating output formatting, that is excluding quotation marks—eliminates ambiguity.

### Ambiguous Requirement (Mbpp/563)

Write a function to extract values between quotation marks from a string.

```
assert extract_values(' "Python", "PHP", "Java"')
==['Python', 'PHP', 'Java']
```

### Repaired Requirement (Text Only)

Extract all substrings that are enclosed within double quotation marks from the input string.

Each substring should be captured without the surrounding quotes.

## C. LLM Prompts

In this section of the Appendix, we include all prompts provided to the LLMs in SPECIFY. Placeholders delimited by angle brackets are substituted at runtime.

### Example Extraction Prompt

<specification>

Given a programming problem description, your task is to locate and extract \*all example cases\* found in the description, including in-text illustrations (e.g., ‘for example, if...’) or standalone example sections.

An “example” should include a sample input (argument) and output (return value) pair.

### Test Case Generation Prompt

<specification>

Given a requirement containing a function signature and docstring, your task is to generate inputs for function <entry\_point> to cover all functionalities, including normal cases and corner cases.

Ensure the type and number of argument are matching the function signature. In this requirement, the argument number is <para\_number> . Don’t output the function name, only the test inputs. If there are multiple arguments, separate them with commas.

### Code Generation Prompt

Here is the given programming problem to solve.

<specification>

Please implement the <entry\_point> function and make sure that it matches the signature and functionality described in the requirement. Ensure to include necessary imports for function signature and function body. Don’t output any explanation or comments, only the function implementation.

### Program Repair Prompt

<specification>

<faulty\_program>

<test\_inputs>

<actual\_outputs>

<expected\_outputs>

Your task is to:

1. Carefully analyze the task requirement to understand the intended behavior of the faulty program.
2. Examine the provided test cases, comparing the actual output with the expected output to clearly identify the underlying issue(s) such as logic errors, incorrect calculations, edge-case mishandling, or syntax issues.
3. Fix the Python function, ensuring the revised code passes all the provided test cases by generating the correct outputs.

### Contrastive Specification Inference Prompt

<specification>

<test\_inputs>

<selected\_program>

<selected\_outputs>

<rejected\_programs>

<rejected\_outputs>

Your task is to:

1. Carefully analyze the provided specification, identifying and clearly stating the specific wording or phrases that could be interpreted in multiple ways.
2. Analyze the selected program and selected outputs to determine the intended functionality and behavior.
3. Analyze the rejected implementation and rejected outputs to determine the unintended functionality and behavior.
4. State the potential sources of ambiguity that led to the divergence in outputs.
5. Concisely revise the requirement to remove ambiguity, aligning with behaviors of selected program and diverging from behaviors of rejected programs.