

Deterministic Self-Stabilizing BFS Construction in Constant Space

Lélia Blin¹, Franck Petit², and Sébastien Tixeuil²

¹Université Paris Cité, CNRS, IRIF, F-75013, Paris, France

²Sorbonne Université, CNRS, LIP6 UMR 7606, Paris, France

Abstract

In this paper, we resolve a long-standing question in self-stabilization by demonstrating that it is indeed possible to construct a spanning tree in a semi-uniform network using constant memory per node. We introduce a self-stabilizing synchronous algorithm that builds a breadth-first search (BFS) spanning tree with only $O(1)$ bits of memory per node, converging in 2^ε time units—where ε denotes the eccentricity of the distinguish node. Crucially, our approach operates without any prior knowledge of global network parameters such as maximum degree, diameter, or total node count. In contrast to traditional self-stabilizing methods—such as pointer-to-neighbor communication or distance-to-root computation—that are unsuitable under strict memory constraints, our solution employs an innovative constant-space token dissemination mechanism. This mechanism effectively eliminates cycles and rectifies deviations in the BFS structure, ensuring both correctness and memory efficiency. The proposed algorithm not only meets the stringent requirements of memory-constrained distributed systems but also opens new avenues for research in self-stabilizing protocols under severe resource limitations.

1 Introduction

This paper addresses the challenge of developing memory-efficient self-stabilizing algorithms for the Breadth-First Search (BFS) Spanning Tree Construction problem. Self-stabilization [15, 17, 3, 20] is a versatile technique that facilitates recovery after arbitrary *transient* faults impact the distributed system, affecting both the participating processes and the communication medium. Essentially, a self-stabilizing protocol can restore the system to a legitimate configuration (from which its behavior satisfies its specification), beginning from an arbitrary, potentially corrupted, initial global state, without the need of any human intervention. A BFS spanning tree construction involves (i) each node identifying a single neighbor as its parent, with the exception of the root node, which has no parent, and (ii) the set of parent-child relationships forming an acyclic connected structure, ensuring that following the parent nodes from any node results in the shortest path to the root node. Memory efficiency pertains to the amount of information transmitted to neighboring nodes to enable stabilization. A smaller space complexity results in reduced information transmission, which (i) decreases the overhead of self-stabilization in the absence of faults or after stabilization, and (ii) facilitates the integration of self-stabilization and replication [19, 21].

A foundational result regarding space complexity in the context of self-stabilizing silent algorithms. An algorithm is *silent* if each of its executions reaches a point in time after which the states of nodes do not change. A non-silent algorithm is referred to as *talkative* (see [9]). Dolev et al. [18] show that in n -node networks, $\Omega(\log n)$ bits of memory per node are required for silently solving tasks such as leader

election or spanning tree construction. However, a self-stabilizing algorithm need not be silent, and talkative approaches were successful in reducing the memory cost of self-stabilizing algorithms [9, 10].

In general networks, such as those considered in this paper, self-stabilizing leader election is closely linked to self-stabilizing tree construction. On one hand, the presence of a leader enables efficient self-stabilizing tree construction [12, 16, 13, 22, 8, 23, 14]. On the other hand, growing and merging trees is the primary technique for designing self-stabilizing leader election algorithms in networks, as the leader often serves as the root of an inward tree [2, 4, 1, 6, 9, 10].

From a memory perspective, the aforementioned works employ two algorithmic techniques for self-stabilization that negatively impact memory complexity.

The first technique involves using a *distance* variable to store the distance of each node to the elected node in the network. This distance variable is employed in self-stabilizing spanning tree construction to break cycles resulting from arbitrary initial states (see [2, 4, 1]). Clearly, storing distances in n -node networks may require $\Omega(\log n)$ bits per node. Some works [9, 10] distribute pieces of information about the distances to the leader among the nodes using different mechanisms, allowing for the storage of $o(\log n)$ bits per node. However, in general networks, the best result so far [10] uses $O(\log \log n + \log \Delta)$ bits per node, closely matched by the $\Omega(\log \log n)$ bits per node lower bound obtained by Blin et al. [7].

The second technique involves using a *pointer-to-neighbor* variable to unambiguously designate a specific neighbor for each node (with the designated neighbor being aware of this). For tree construction, pointer-to-neighbor variables typically store the parent node in the constructed tree (with the parent being aware of its children). In a naive implementation, the parent of each node is designated by its identifier, requiring $\Omega(\log n)$ bits for each pointer variable. However, it is possible to reduce the memory requirement to $O(\log \Delta)$ bits per pointer variable in networks with a maximum degree of Δ by using node-coloring at distance 2 instead of identifiers to identify neighbors. The best available deterministic self-stabilizing distance-2 coloring protocol [10] achieves a memory footprint of $O(\log \log n + \log \Delta)$ bits per node. This implies that any self-stabilizing protocol solely based on the pointer-to-neighbor technique [22, 14] (that is, not using distance variables) still uses at best $O(\log \log n + \log \Delta)$ bits per node, and that a lower bound of $O(\log \Delta)$ bits per node also holds for these solutions.

Overall, up to this paper, there exists no deterministic self-stabilizing solution to the spanning tree construction problem that uses a constant number of bits per process. Furthermore, the reuse of known techniques makes this goal unattainable.

Our contribution. We introduce the first deterministic self-stabilizing Breath-First Search Spanning Tree construction algorithm that utilizes a constant amount of memory per node, irrespective of network parameters such as degree, diameter, or size. Our algorithm functions in arbitrary topology networks and does not depend on any global knowledge.

Clearly, constructing a self-stabilizing spanning tree without a pre-existing leader using constant memory is impossible [7]. Therefore, a necessary assumption for achieving constant space per node is that the network is semi-uniform, with a single node designated as the leader, serving as the root of the spanning tree, while all other nodes uniformly execute the same algorithm. Additionally, for synchronization purposes, our solution assumes a fully synchronous network, where all nodes operate at the same pace in a lock-step manner.

Our solution relies on a few key components. First, each non-root node maintains a *rank* variable, which classifies neighbors as parents (if their rank is lower), siblings (if their rank is the same), or children (if their rank is higher). In the stabilized phase, the rank value corresponds to the distance to the root modulo three (hence, the BFS property of the constructed spanning tree), an idea already suggested in a classical (that is, non self-stabilizing) setting [5, 11]. Identifying the single parent of each node is straightforward: select the parent node among the set of parents whose port number is minimal. However, nodes do *not* explicitly communicate the specific parent they have selected, as this would necessitate $O(\log \Delta)$ bits of memory. Secondly, the root continuously floods the network with tokens that have a limited lifespan, which helps to circumvent one of the main issues associated with token-based approaches: the infinite circulation of tokens within a cycle. The token's lifespan is controlled by a binary counter, where each bit is stored on a distinct node. So, the tokens generated

by the root decay exponentially (half of the tokens disappear at the root's neighbors, half of the remaining ones at the neighbors' downward neighbors, and so on). Tokens are used to destroy cycles and correct inconsistent situations that may appear in arbitrary initial configurations, observing that in synchronous networks, tokens passed deterministically arrive simultaneously at all nodes equidistant from the root (and thus at all neighbors with the same rank for any given node, if the ranks are correct). The exponential decay prevents tokens from looping indefinitely in the network, without relying on any global knowledge.

Overall, our algorithm uses 6 bits of memory per node (or 36 states), and has a stabilization time of $O(2^\varepsilon)$ time units, where ε denotes the root eccentricity (unknown to the participating nodes).

2 Preliminaries

In this section, we define the underlying distributed execution model considered in this paper, and state what it means for a protocol to be self-stabilizing.

A *distributed system* is an undirected connected graph, $G = (V, E)$, where V is a set of vertices (or nodes)— $|V| = n$, $n \geq 2$ —and E is the set of edges connecting those vertices. The distance between two nodes u and v , denoted by d_v^u is the length of the shortest path between u and v in G . Note that since G is not oriented, $d_v^u = d_u^v$, and if $u = v$, then $d_v^u = 0$. Then, the eccentricity of a node v is the maximum distance from v to any other node in the network.

Vertices represent processes, and edges represent bidirectional communication links (that is, the ability for two nodes to communicate directly). We assume that each node v is able to distinguish each incident edge with a locally assigned unique label called *port number*. Port numbers are immutable and are not coordinated in any way: the edge (u, v) may correspond to port number k at u and to port number $k' \neq k$ at v . Let $N(v)$ be the set of port numbers, also called *set of neighbors* of v . The *degree* of v denotes $|N(v)|$.

The program of a node consists of a set of variables and a set of (guarded) rules, of the following form:

$$< label > : < guard > \longrightarrow < statement >$$

Each node may write its own variables, and read its own variables and those of its neighboring nodes. The guard of a rule is a predicate on the variables of v and its neighbors. The statement of rule of v updates one or more variables of v . A rule may be executed only if its guard evaluates to true. The rules are atomically executed, so the evaluation of a guard and the execution of the corresponding statement, if any, are done in one atomic step.

The *state* of a node is defined by the values of its variables. The *configuration* of a system is the product of the states of all nodes. Let Γ be the set of all possible configurations of the system. A distributed algorithm (or, protocol) \mathcal{A} is a collection of binary transition relations, denoted by \mapsto , on Γ such that given two configurations γ_1 and γ_2 , $\gamma_1 \mapsto \gamma_2$ by the atomic execution of guarded action of one or more nodes. A protocol \mathcal{A} induces an oriented graph $\Gamma^{\mapsto} = (\Gamma, \mapsto)$, called the *transition graph* of \mathcal{A} . A sequence $e = \gamma_0, \gamma_1, \dots, \gamma_i, \gamma_{i+1}, \dots$, $\forall i \geq 0, \gamma_i \in \Gamma$, is called an *execution* of \mathcal{A} if and only if $\forall i \geq 0, \gamma_i \mapsto \gamma_{i+1}$.

A node v is said to be *enabled* in a configuration $\gamma \in \Gamma$ if there exists a rule R such that the guard of R is true at v in γ . In this paper, we assume that each transition of Γ^{\mapsto} is driven by a *synchronous scheduler*. This means that, given a pair of configurations $\gamma_1, \gamma_2 \in \Gamma$, then $\gamma_1 \mapsto \gamma_2 \in \Gamma^{\mapsto}$ if and only if all enabled nodes in γ_1 execute an atomic rule during the transition $\gamma_1 \mapsto \gamma_2$.

Self-Stabilization. A predicate P is *closed* for a transition graph Γ^{\mapsto} if and only if every configuration in any execution e starting from a configuration satisfying P also satisfies P . A predicate Q is an *attractor* of P , denoted $P \triangleright Q$, if and only if: (i) Q is closed for Γ^{\mapsto} , and (ii) for every execution e on Γ^{\mapsto} beginning in a configuration satisfying P , e contains at least one configuration satisfying Q . A transition graph Γ^{\mapsto} is *self-stabilizing* for a predicate P when P is an attractor of the predicate *true* (formally, $true \triangleright P$), ensuring convergence to P from any initial configuration.

Problem to be solved. We assume a *rooted graph*, meaning that the set of vertices includes a specific node called the *root*, denoted by r . Let us call V^r the set V with the extra property that each node $v \in V$ is labeled with d_v^r . For every node $v \neq r$, let $Pred_v$ be the set of neighboring nodes of v in V^r that are labeled with $d_v^r - 1$. Consider the subset E^r be the subset of edges ($E^r \subset E$) such that for every edge $uv \in E^r$, either u belongs to $Pred_v$, or v belongs to $Pred_u$. So, in $G^r = (V^r, E^r)$, no two neighbors have the same label. Then \vec{G}^r is the directed version of G^r every edge is oriented toward the smaller label. By construction, \vec{G}^r is a Directed Acyclic Graph (DAG) rooted in r such that every decreasing label path from every $v \in V^r$ is a path of minimum length between v and r . Note that this DAG is uniquely defined. In the remainder of the paper, we refer to \vec{G}^r as *BFS-DAG* (rooted at r).

Let $BFS^{\equiv 3}$ be the projection of the *BFS-DAG*, where each vertex v is labeled with $d_v^r \bmod 3$. The problem we consider in this paper consists in the design of a self-stabilizing distributed algorithm that builds the $BFS^{\equiv 3}$ using a constant amount of memory. From this construction, one can retrieve the BFS tree by choosing for each node (except the root) the parent port number of minimum value.

3 Algorithm

3.1 Overview of the algorithm

Our algorithm formally described in Algorithm 1 aims to build a distributed version of $BFS^{\equiv 3}$, meaning each node v computes its distance to the root r modulo 3. Our algorithm makes use of an infinite flow of tokens originating from the root downwards the BFS-DAG. Of course, since the initial configuration is arbitrary, the nodes' variables may not originally match the $BFS^{\equiv 3}$, so the tokens may not initially flow according to the BFS-DAG.

For this algorithm to function properly, it is crucial that only the root *creates* tokens. When the root creates a token, all of its neighbors take that token in the next synchronous step, which implies that after one step, there are as many tokens as neighbors of the root. This process is then repeated from parents to children (according to the distance modulo 3 variables). Since our model is synchronous, in each step, any tokens originating from the same root created token remain at the same distance from the root.

A node v updates its distance modulo 3 based on the distance (modulo 3) of the neighbors from which it receives one or more tokens at the same synchronous step; if multiple neighbors send tokens, v merges them into a single token.

A common issue when using tokens to construct a spanning tree starting from an arbitrary configuration is the possibility of infinite token circulation within cycles, which prevents a valid spanning tree from forming. This problem may occur if tokens (not induced by a root created token) are already present in the initial configuration. To address this, our algorithm ensures that each token has a limited lifespan, thereby avoiding infinite circulation. This limited lifespan is based on the following idea: each node maintains a bit, whose value indicate whether the token should be forwarded downwards; each time a token is received, the bit is flipped, effectively dropping half of the tokens that flow through the node. Globally, this process can be seen as creating a binary word along the paths from the root to the nodes. Tokens move along these paths, effectively performing binary addition one by one. A node v is allowed to collect a token if and only if all upward nodes having sent their tokens have their bit set to 1 before the addition. Otherwise, node v does not forward the tokens, leading to their disappearance.

Consider an execution of this approach on a chain of length ℓ , where all nodes v_1 through v_ℓ have their bits set to 0. Consequently, the binary word of length ℓ is $0000 \dots 00$, note that the root does not contribute to this binary word. For simplicity, assume that a token moves from one neighbor to the next in just one step. If the root offers a token, its neighbor v_0 does not pass the token to its neighbor v_1 but changes its bit to 1. The resulting binary word is $1000 \dots 00$. Next, when v_1 acquires the token, it can pass the token to v_2 . At this point, v_1 changes its bit to 0 and v_2 changes its bit to 1, but the token is not forwarded to v_3 and thus disappears. The resulting binary word is $0100 \dots 00$. This process continues accordingly. From this scenario, observe that the token's lifespan is very short

and that for the node farthest from the root to receive the token, it may have to wait 2^ℓ steps.

This approach also circumvents one of the major issues in self-stabilizing spanning tree construction: the spanning tree is built here from the root toward the other nodes, and the root never waits for information from the spanning tree—typically expected from leaves up to the root—thus avoiding deadlock when no leaves exist (*i.e.*, when only cycles map the network).

Although our algorithm is designed so that the distance modulo 3 of each node is eventually stable (*i.e.*, eventually remains unchanged), Algorithm 1 is not silent. Indeed, even when the distributed version of $BFS^{\equiv 3}$ is built, an underlying token-passing mechanism keeps operating indefinitely.

3.2 Variables

Each node v maintains three variables. A variable that, upon stabilization of the algorithm, stores the distance to the root modulo 3, this variable, called the **rank**, is denoted by k . Consequently, for each node v , the variable k_v takes values in $\{0, 1, 2, \perp\}$. As explained in the sequel, the extra value \perp is used to handle errors. When the system is stabilized, *i.e.*, Variable k_v is supposed to induce a kinship relationship matching $BFS^{\equiv 3}$. However, in the arbitrary initial configuration, this variable may be incorrect, affecting the relationship that should normally exist to form $BFS^{\equiv 3}$. Hence, cycles (induced by the parent relationships in the graph G) and incorrect DAGs (*i.e.*, DAGs rooted on nodes other than the root, or with multiple roots) may exist in an initial configuration.

Therefore, we add a token diffusion mechanism to stabilize k_v . The circulation of tokens is handled by the variable t . This variable takes values in $\{true, false, wait\}$. The states *true* and *false* indicate whether a node holds a token or not. The *wait* state serves two purposes: it prevents a node that already holds a token from immediately receiving another token, and it informs a token-holding node about which node(s) sent it the token. After stabilization, nodes cycle through the states *false*, *true*, and *wait*, in that order. A node with a *true* token moves to a *wait* token in the subsequent step, while a node with a *wait* token moves to a *false* token in the subsequent step. A node token may remain in the *false* state for more than one step.

The last local variable, called **bit**, and denoted by b , is used to construct binary words originating at the root. For each node v , the variable b_v can take values in $\{0, 1, \top\}$. The states **0** and **1** are the normal states of a bit, and as explained further, \top is used to manage a reset mechanism when an error is detected locally.

Note that those three variables are also present at the root r . But, they are considered as constant with the following values: $k_r = 0$, $t_r = true$, and $b_r = 1$. The root has no rules to execute. Note that since the root has $t_r = true$ and $b_r = 1$, it *continuously* proposes a token to its neighbors.

3.3 Parent-child relationships sets and predicates

In the following, we denote by $N(v)$ the set of neighbors of node v , and by $pt_{(v,u)}$ the port number of v leading to u . The parents relationship is defined by the rank variable (*i.e.*, k) of each node. Let us denote by $P(v)$ the set of v 's parents: $P(v) = \{u \in N(v) | k_u = (k_v - 1) \bmod 3\}$.

To obtain a BFS spanning tree, all nodes must choose a single parent among its parents' set $P(v)$. We use the minimum port number to break such symmetric cases.

$$p(v) = \begin{cases} u | w \in P(v) \wedge pt_{(v,u)} = \min\{pt_{(v,w)}\} & \text{if } P(v) \neq \emptyset \\ \emptyset & \text{otherwise} \end{cases}$$

Children of node v , noted $C(v)$, are formally defined as: $C(v) = \{u \in N(v) | k_u = (k_v + 1) \bmod 3\}$
Let $S(v)$ be the set of siblings of node v defined as follow: $S(v) = \{u \in N(v) | k_u = k_v\}$

3.4 Algorithm TokBin

Our algorithm **TokBin** (see Algorithm 1) is composed of seven rules. Note that our approach is not silent: once the system has stabilized, rules $\underline{R_{tok}}$, $\underline{R_{add}}$, and $\underline{R_{ready}}$ are activated infinitely often by all

Algorithm 1: Algorithm TokBin for Node v

R_{er}	: $b_v \neq \top \wedge Er(v) \longrightarrow t_v := wait; b_v := \top$
R_{reset}	: $k_v \neq \perp \wedge b_v = \top \longrightarrow k_v := \perp; t_v := false; b_v := \mathbf{0}$
R_{erRank}	: $\neg Er(v) \wedge k_v \neq \perp \wedge b_v \neq \top \wedge t_v = false \wedge TakeO(v) \longrightarrow t_v := wait; b_v := \top$
R_{join}	: $\neg Er(v) \wedge k_v = \perp \wedge TakeR(v) \longrightarrow k_v := k_t(v); b_v := \mathbf{1}$
R_{tok}	: $\neg Er(v) \wedge k_v \neq \perp \wedge t_v = false \wedge TakeP(v) \longrightarrow t_v := true$
R_{add}	: $\neg Er(v) \wedge t_v = true \longrightarrow t_v := wait; b_v := (b_v + 1) \mod 2$
R_{ready}	: $\neg Er(v) \wedge t_v = wait \longrightarrow t_v := false$

nodes in the network. The others rules are executed in the stabilizing phase only.

The predicates used in the algorithm are formally defined in the following section. We use the state \top of variable b_v to indicate that a node v is in an error state. Consequently, rule R_{er} detects local errors: a node v that is not in error yet observes an error (predicate $Er(v)$) activates this rule to transition to an error state. In the next step, a node already in an error state resets itself via rule R_{reset} .

For our algorithm to function correctly, it is necessary to clean as much as possible of the network when an error is detected. So, when an error is detected when executing rule R_{er} , the predicate $Er(v)$ of its neighbors also becomes true, allowing the error to propagate when the neighbors also execute rule R_{er} . This process may not propagate to the entire network if the root is an articulation point of the graph (that is, the graph minus the root node G^* is disconnected). However, the error does propagate to the entire connected component of G^* .

Rules R_{tok} , R_{add} , and R_{ready} govern token circulation. The system is synchronous, and once the algorithm converges, node ranks remain unchanged. Therefore, when tokens circulate, a node v must receive its token(s) from every parent u satisfying $b_u = 1$. These conditions are captured by the predicate $TakeP(v)$, described formally later. If $TakeP(v)$ is true, v executes rule R_{tok} to acquire a token (possibly merging its parents' tokens). When a node has a token, its children must retrieve it if its bit is $\mathbf{1}$; otherwise, the token disappears. In either case, the node holding the token releases it by executing rule R_{add} , which also increments its b variable. Note that, to enable neighbors with tokens to detect which nodes have sent one token, rule R_{add} sets the token variable to *wait* rather than directly setting it to *false*. This delay simplifies the proof of the algorithm. Finally, after sending a token and incrementing its variable b_v , node v can execute rule R_{ready} to indicate that it is ready to receive a new token. Figure 1 illustrates a possible execution of these three rules.

Observe that a node v must receive token(s) from all of its parents to maintain the parent-child relationships; otherwise, v detects an error. This error is captured by predicate $TakeO(v)$, described formally below. In such a case, v executes rule R_{erRank} to declare itself in an error state.

The last rule R_{join} , concerns nodes that have been reset, and therefore do not hold a rank. A reset node v that is offered a token by a set of nodes P' —all sharing the same rank (predicate $TakeR(v)$)—joins the spanning structure by taking the nodes in P' as its parents. To do so, v adjusts its rank based on the nodes in P' and also acquires a token.

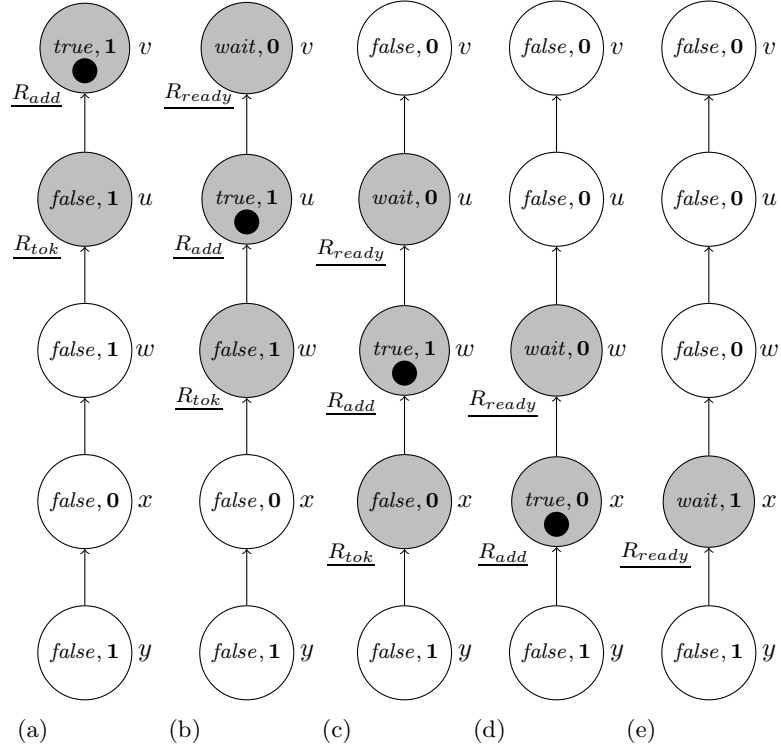


Figure 1: The gray nodes in each subfigure represent activatable nodes. (a) Node v possesses and offers a token. Node u acquires the token by applying the rule $\underline{R_{tok}}$, and node v increments its bit using $\underline{R_{add}}$. (b) Node v applies rule $\underline{R_{ready}}$ to indicate that it is ready to receive a new token. Node u holds the token, it releases the token and increments its bit by applying $\underline{R_{add}}$. Simultaneously, the node w executes rule $\underline{R_{tok}}$ to acquire the token. (d) Node x holds the token; however, node y does not accept it because node x has $b_x = 0$.

3.5 Token reception sets and predicates

In the remainder, any node satisfying predicate $Reset(v)$ is referred to as a reset node:

$$Reset(v) \equiv k_v = \perp \wedge t_v = false \wedge b_v = \mathbf{0} \quad (1)$$

In our approach, a node v may receive tokens from a neighbor u if and only if the neighbor's binary variable satisfies $b_u = \mathbf{1}$. The set $Tok(v)$ represents the neighbors of v that may send a token to v .

$$Tok(v) = \{u \in N(v) | t_u = true \wedge b_u = \mathbf{1}\} \quad (2)$$

For our purpose, a distinction is made based on which node transmits the token to v . The two following predicates apply when node v has a valid rank (*i.e.*, $k_v \neq \perp$), allowing it to identify its parent set. The predicate $TakeP(v)$ holds if all proposed tokens are from all parents of v , while predicate $TakeO(v)$ holds if at least one token sender is not the parent of v , or if not all parents of v propose a token.

$$TakeP(v) \equiv Tok(v) \neq \emptyset \wedge Tok(v) = P(v) \quad (3)$$

$$TakeO(v) \equiv Tok(v) \neq \emptyset \wedge Tok(v) \neq P(v) \quad (4)$$

The final predicate in this section is used by a reset node v . It verifies that all token sender nodes share the same rank, and that no node outside the token sender set possesses that same rank.

$$Tok_{rk}(v) = \min\{k_u | u \in Tok(v)\}$$

$$TakeR(v) \equiv Tok(v) \neq \emptyset \wedge (\forall u, w \in Tok(v) | k_u = k_w) \wedge (\forall u \in N(v) \setminus Tok(v) | k_u \neq Tok_{rk}(v)) \quad (5)$$

When a new reset node v satisfies predicate $TakeR(v)$, it can join the spanning structure by becoming a child of nodes in $Tok(v)$. In doing so, v adjust its rank accordingly, using function $k_t(v)$:

$$k_t(v) = (\{k_u | u \in Tok(v)\} + 1) \mod 3 \quad (6)$$

3.5.1 Error Detection sets and predicates

Let us introduce some predicates for all nodes in $V \setminus \{r\}$. Inconsistencies between variables can arise due to a corrupted initial configuration, necessitating detection by the algorithm. A node v with an invalid rank ($k_v = \perp$) is considered a reset node, and thus all its variables must reflect the state of a reset node. When a node v detects an error, it sets $b_v = \top$. After detecting an error, the decision is made to clean the network. Consequently, any non-reset node that has an erroneous neighbor transitions to an error state. In other words, errors propagate from a node to its neighborhood, as captured by the following predicate.

$$Er_{prg}(v) \equiv \exists u \in N(v) | k_u \neq \perp \wedge b_v = \top \quad (7)$$

Predicate $Er_{var}(v)$ detects inconsistencies between variables of a reset node.

$$Er_{var}(v) \equiv \neg Er_{prg}(v) \wedge b_v \neq \top \wedge (k_v = \perp \wedge (t_v \neq false \vee b_v \neq \mathbf{0})) \quad (8)$$

If a node v has at least one child with a token, and v has not sent a token (*i.e.*, $\neg(t_v = wait \wedge b_v = \mathbf{0})$), then v detects an error thanks to predicate $Er_{tp}(v)$.

$$Er_{tp}(v) \equiv \neg Er_{prg}(v) \wedge b_v \neq \top \wedge C(v) \neq \emptyset \wedge (\exists u \in C(v) | t_u = true) \wedge \neg(t_v = wait \wedge b_v = \mathbf{0}) \quad (9)$$

We deal with an synchronous scheduler, and we construct a BFS^3 . As a consequence, all parents of a node v must have the same state (see predicate $ErP(v)$), all children of v must share the same state (see predicate $ErC(v)$), and all siblings of v must be in the same state as v (see predicate $ErS(v)$). Moreover, a node that has a valid rank, children and no token must not have any reset nodes

as neighbors (see predicate $Rt_nd(v)$). In a normal execution of the algorithm, when a node offers the token, all nodes that do not have a valid rank join it as children. Consequently, a node cannot end up with both children and neighbors lacking a valid rank. All these constraints are captured by the following predicates.

$$ErP(v) \equiv (\exists u, w \in P(v) | b_u \neq b_w \vee t_u \neq t_w) \vee (k_v \neq \perp \wedge P(v) = \emptyset) \quad (10)$$

$$ErC(v) \equiv \exists u, w \in C(v) | b_u \neq b_w \vee t_u \neq t_w \quad (11)$$

$$ErS(v) \equiv \exists u \in S(v) | b_u \neq b_v \vee t_u \neq t_v \quad (12)$$

$$Rt_nd(v) \equiv k_v \neq \perp \wedge C(v) \neq \emptyset \wedge t_v \neq true \wedge (\exists u \in N(v) | k_u = \perp) \quad (13)$$

$$Er_N(v) \equiv \neg Er_{prg}(v) \wedge b_v \neq \top \wedge \neg TakeO(v) \wedge (ErP(v) \vee ErC(v) \vee ErS(v) \vee Rt_nd(v)) \quad (14)$$

A node v with a valid rank ($k_v \neq \perp$) must have a non empty set of parents, otherwise the node is in error:

$$FalseR(v) \equiv k_v \neq \perp \wedge P(v) = \emptyset \quad (15)$$

Neighbors u and w of a reset node v with the same rank must have identical values for variables b and t . Otherwise, v detects an error and enters the error state (i.e., $b_v = \top$) so that, in the next step, nodes u and w can also transition to the error state. Predicate $Er_\pi(v)$ is dedicated to this purpose:

$$Er_\pi(v) \equiv Reset(v) \wedge (\forall u, w \in N(v) | k_u = k_w \wedge (b_u \neq b_w \vee t_u \neq t_w)) \quad (16)$$

A node v can then apply the rest of the rules of the algorithm if it does not find an error in its neighborhood, and it is not in an error state itself. Predicate $Er(v)$ captures this.

$$Er(v) \equiv Er_{var}(v) \vee Er_{tp}(v) \vee Er_N(v) \vee FalseR(v) \vee Er_{prg}(v) \vee Er_\pi(v) \quad (17)$$

4 Correctness

We now state our main technical result.

Theorem 1 *In a semi-uniform model where r is the distinguished node, and every other node is anonymous, our synchronous deterministic self-stabilizing algorithm TokBin constructs a BFS tree rooted in r using $O(1)$ bits per node in $O(2^\varepsilon)$ steps, where ε denotes the eccentricity of r .*

4.1 Overview of the correctness

To establish space complexity, we simply observe that each node $v \in V$ maintains three local variables: k_v , t_v , and b_v . Together, those variables require only 6 bits, ensuring a per-node space complexity of $O(1)$ bits. The correctness proof is carried out in several stages. First, we demonstrate—using a potential function—that starting from an arbitrary configuration, our system converges and remains within a subset of configurations denoted by $\Gamma_{\bar{e}}$. More precisely, $\Gamma_{\bar{e}}$ is the set of configurations where obvious errors $Er_{var}(\gamma_0, v) = true$, $Er_{tp}(\gamma_0, v) = true$, or $Er_N(\gamma_0, v) = true$ (see Equations 8, 9, and 14) are no longer present.

Afterwards, we define the set of legal configurations Γ^* . A configuration is considered legal if, for every node v , v 's rank is equal to its distance from the root in the graph modulo 3. Moreover, we must ensure that the nodes' ranks no longer change. In our synchronous setting, this requires that all shortest paths from the root to any node v are identical with respect to the nodes' states on the paths. In other words, every node v at the same distance from the root must be in the same state (i.e., has identical values for variables t_v and b_v).

Then, we need to prove that, (i) starting from a possibly illegal (but free of obvious errors) configuration in $\Gamma_{\bar{e}}$, the system converges to a legal configuration, and (ii) the system remains in the set

of legal configurations Γ^* , thanks to our algorithm. Note that in $\Gamma_{\bar{e}}$, only the rules $\underline{R_{tok}}$, $\underline{R_{add}}$, and $\underline{R_{ready}}$ are executable—these are the rules that govern token circulation.

The second part of the proof (closure) is established by observing that at each step of the algorithm execution, the predicate defining legal configurations is maintained. The first part of the proof (convergence) is more involved, and is broken into several steps.

The remainder of the correctness proof is as follows. First, we show that within $O(n)$ steps, all tokens present in the initial configuration are destroyed, resulting in configurations belonging to the set Γ_{tr} . A key component in achieving this is the predicate $Er_{tp}(v)$ (see Equation 9) and the rule $\underline{R_{add}}$, which modifies the variable b . Recall that a node can receive the token if and only if its parent p has $b_p = 1$. Therefore, if a node v receives the token when its parent offers it (*i.e.*, when $b_p = 1$), then the next time the parent offers it, v cannot accept the token since the parent has $b_p = 0$.

Now we can prove that, starting from a configuration in Γ_{tr} , if a node receives the token, it must have a legal rank (*i.e.*, $k_v = d_v^r \bmod 3$). Next, we formalize the paths originating from the root to demonstrate that any node v whose every path from the root is legal receives the token in at most $O(2^{d_v^r-1})$ steps, where d_v^r is the distance from the root r to v in the graph (d_v^r is bounded by ε).

With these results, we have all the necessary tools to prove that our system converges to a set of error-free configurations, denoted by Γ_{cl} . More precisely, Γ_{cl} comprises configurations where nodes are either legal or have been restarted. Finally, starting from a configuration in Γ_{cl} , we prove convergence toward the set of legal configurations Γ^* .

4.2 Proof of the Correctness

4.2.1 Space complexity

The space complexity of each node v is determined by the number of bits required to represent its associated variables. In algorithm **TokBin**, every node, including the root, maintains three variables: k_v , t_v , and b_v , each of which can take on at most four constant discrete values:

- Distance variable: $k_r = 0$ and $k_v \in \{0, 1, 2, \perp\}$
- Token variable: $t_r = true$ and $t_v \in \{true, wait, false\}$
- Binary variable: $b_r = 1$ and $b_v \in \{0, 1, \top\}$

Thus, the space complexity for each node remains constant (at most 36 states per node, hence at most 6 bits per node).

4.2.2 Definitions and notations

For ease of reading, we use identifiers to distinguish nodes in the correctness proof of our algorithm, but these identifiers are never used in the algorithm. To distinguish the sequence of values taken by a variable i (respectively by a set I) of node u in successive configurations, we denote by $i_u(\gamma)$ (respectively $I(\gamma, u)$) the value of i_u (respectively of set $I(u)$) in configuration γ . $T(\gamma)$ represents the set of nodes in the network that currently hold a token.

$$T(\gamma) = \{v \in V | t_v = true\} \quad (18)$$

Let us now partition $T(\gamma)$ into two sets $T^0(\gamma)$ and $T^1(\gamma_0)$

$$T^0(\gamma) = \{v \in V | t_v(\gamma) = true \wedge b_v(\gamma) = 0\} \quad (19)$$

$$T^1(\gamma) = \{v \in V | t_v(\gamma) = true \wedge b_v(\gamma) = 1\} \quad (20)$$

4.2.3 Obvious Errors

We define obvious errors as the inconsistent states of nodes that are detectable in the first configuration γ_0 after transient faults stop occurring. While other errors may emerge as a consequence of these transient faults in subsequent configurations after γ_0 , we address such inconsistencies later. Let $\phi : \Gamma \times V \rightarrow \mathbb{N}$ be the following function:

$$\phi(\gamma, v) = \begin{cases} 1 & \text{if } Er_{var}(\gamma, v) \vee Er_{tp}(\gamma, v) \vee Er_N(\gamma, v) \\ 0 & \text{otherwise} \end{cases}$$

Let $\Phi : \Gamma \rightarrow \mathbb{N}$ be the following function:

$$\Phi(\gamma) = \sum_{v \in V} \phi(\gamma, v)$$

Finally, we define the set of configurations $\Gamma_{\bar{e}}$ as follows $\Gamma_{\bar{e}} = \{\gamma \in \Gamma : \Phi(\gamma) = 0\}$.

Lemma 1 *For every configuration $\gamma_i \in \Gamma_{\bar{e}}$, if a node v executes rule R_{add} , R_{ready} , or R_{tok} , then the resulting configuration γ_{i+1} remains in $\Gamma_{\bar{e}}$.*

Proof: [Proof of Lemma 1] we consider a configuration γ_0 in $\Gamma_{\bar{e}}$, which means that v and its neighbors do not have any obvious errors.

If v has no parent, then R_{add} is not activatable. Otherwise, if v holds a token, every parent u of v satisfies $t_u(\gamma_0) = wait$ and $b_u(\gamma_0) = \mathbf{0}$; otherwise, v would have $Er_{tp}(\gamma_0) = true$ (see predicate 9). Consequently, in a synchronous system every parent of v applies R_{ready} in γ_0 .

Now, every sibling u of v is in $T(\gamma_0)$. Otherwise, v would have $Er_N(\gamma_0, v) = true$. Consequently, in a synchronous system, every sibling u of v , and v itself, applies R_{add} in configuration γ_0 . Note that, the rule R_{add} modifies variable b . Moreover, Every sibling u of v satisfies $b_u(\gamma_0) = b_v(\gamma_0)$; otherwise, $Er_N(\gamma_0, v) = true$ (see predicate 14). Consequently, in γ_1 , nodes u and v still satisfy $b_u(\gamma_1) = b_v(\gamma_1)$, thus, $Er_N(\gamma_1, v)$ remains *false*.

For every child u of $v \in T^1(\gamma_0)$, $t_u(\gamma_0) = false$; otherwise, u would satisfy $Er_{tp}(\gamma_0, u) = true$. Thus, every child u of $v \in T^1(\gamma_0)$ satisfies predicate *TakeP*(u) (see predicate 3), and synchronously applies rule R_{tok} . Conversely, every child u of $v \in T^0(\gamma_0)$ do not satisfy predicate *TakeP*(u) and therefore remain inactive.

In conclusion, in one step, all the children of nodes in $v \in T^1(\gamma_0)$ are included in $T(\gamma_1)$, and all the nodes in $T^1(\gamma_0)$ are not in $T(\gamma_1)$. Figure 1 illustrate the circulation of tokens.

Note that v cannot execute R_{add} if at least one of its neighbors u has $b_u(\gamma_i) = \top$. Furthermore, if a neighbor u of v has $b_u(\gamma_{i+1}) = \top$, then $Er_{prg}(\gamma_{i+1}, v) = true$ (see predicate 7), implying that $Er_{var}(\gamma_{i+1}, v)$, $Er_{tp}(\gamma_{i+1}, v)$, and $Er_N(\gamma_{i+1}, v)$ are all false, so the configuration γ_{i+1} remains in $\Gamma_{\bar{e}}$. \square

Lemma 2 $\Gamma \triangleright \Gamma_{\bar{e}}$ in $O(1)$ steps, and $\Gamma_{\bar{e}}$ is closed.

Proof: [Proof of Lemma 2] Let γ_0 denote the initial configuration such that $\gamma_0 \notin \Gamma_{\bar{e}}$. Consider a node $v \in V \setminus \{r\}$ such that $Er_{var}(\gamma_0, v) = true$, $Er_{tp}(\gamma_0, v) = true$, or $Er_N(\gamma_0, v) = true$ (see equations 8, 9 and 14). Consequently, v executes R_{er} , updating its variables to $t_v(\gamma_1) = wait$ and $b_v(\gamma_1) = \top$. These three predicates need $b_v(\gamma_1) \neq \top$ to be satisfied. As a result, $\phi(\gamma_0, v) = 1 > \phi(\gamma_1, v) = 0$. Since the system is synchronous, every such node has the same behavior in γ_0 , hence $\Phi(\gamma_1) = 0$, that is, configuration γ_1 is in $\Gamma_{\bar{e}}$.

Now we must demonstrate the closure of the configurations in $\Gamma_{\bar{e}}$. For a node v in configuration $\gamma_i \in \Gamma_{\bar{e}}$, only rule R_{reset} sets variable $k_v(\gamma_{i+1}) := \perp$, but this rule also sets $t_v(\gamma_{i+1}) = false$ and $b_v(\gamma_{i+1}) := \mathbf{0}$. As a consequence, $Er_{var}(\gamma_{i+1}, v) = false$ (see equation 8).

We now focus on error $Er_{tp}(\gamma_i, v)$ (see equation 9). If a node v is able of providing a token (*i.e.*, $t_v(\gamma_i) = true \wedge b_v(\gamma_i) = \mathbf{1}$), its children and its reset neighbors can acquire the token by applying

respectively the rules $\underline{R_{tok}}$ and $\underline{R_{join}}$. In the same step, node v executes $\underline{R_{add}}$, resulting in $t_v(\gamma_{i+1}) = wait \wedge b_v(\gamma_{i+1}) = \mathbf{0}$. Consequently, $Er_{tp}(\gamma_{i+1}, v) = false$.

Finally, we address the error $Er_N(\gamma_i, v)$ (see equation 14). This error is raised when at least two parents of v are not in the same state (see predicate $ErP(v)$ – eq. 10), at least one sibling of v does not share its state (see predicate $ErS(v)$ – eq. 12), at least two children of v are not in the same state (see predicate $ErC(v)$ – eq. 11), or if a node without a token has a reset neighbor (see predicate $Rt_nd(v)$ – eq. 13). Consider the initial configuration $\gamma_0 \in \Gamma_{\bar{e}}$.

- Rule $\underline{R_{er}}$ can be applied if and only if node v satisfies $Er_{prg}(\gamma_0, v)$. In this case, after applying this rule, $b_v(\gamma_1) = \top$, so $Er_N(\gamma_1, v) = false$. Moreover, for every neighbor u of v with a valid rank, $Er_{prg}(\gamma_1, u) = true$, so $Er_N(\gamma_1, u) = false$.
- Rule $\underline{R_{erRank}}$ sets $b_v(\gamma_1) = \top$, ensuring that $Er_N(\gamma_1, v) = false$. Moreover, for every neighbor u of v with a valid rank, $Er_{prg}(\gamma_1, u) = true$, so $Er_N(\gamma_1, u) = false$.
- Rule $\underline{R_{reset}}$ removes the parent relationship ($k_v(\gamma_1, v) = \top$), ensuring that $Er_N(\gamma_1, v) = false$, since predicates $ErP(\gamma_1, v)$, $ErC(\gamma_1, v)$, $ErS(\gamma_1, v)$, and $Rt_nd(\gamma_1, v)$ require $k_v(\gamma_1, v) \neq \top$ to be true. Moreover, if a neighbor u of v has $k_v(\gamma_0, v) \neq \top$, and v executes $\underline{R_{reset}}$, then u executes $\underline{R_{er}}$ since $Er_{prg}(\gamma_0, u)$ holds. Consequently, $Er_N(\gamma_1, u) = false$.
- When a node v executes rule $\underline{R_{join}}$, it implies that all neighbors nodes u offering tokens to v are in the same state, and all other neighbors of v are reset nodes. Thus, when v and (some of) its reset neighbors execute $\underline{R_{join}}$ simultaneously, every parent u of v executes $\underline{R_{add}}$. As a result, $Er_N(\gamma_1, v) = false$ and $\forall w \in N(v) : Er_N(\gamma_1, w) = false$.
- For the rules $\underline{R_{tok}}$, $\underline{R_{add}}$, and $\underline{R_{ready}}$ see lemma 1.

□

4.2.4 Legal configurations

We consider a graph G whose root is r . In a legal configuration, each node v must have a rank $k_v(\gamma)$ equal to $d_v^r \bmod 3$, captured by predicate $Legal^d(\gamma, v)$:

$$Legal^d(\gamma, v) \equiv k_v = d_v^r \bmod 3 \quad (21)$$

In a legal configuration, the rank of nodes must remain stable. In our algorithm, ranks are modified either when a node detects an error, or when it receives one or more tokens from at least one node that does not belong to its parent set. Therefore, to ensure that ranks remain unchanged, it is necessary to guarantee that every node v only receive tokens from $P(v)$. In other words, all paths between r and v in a legal configuration must remain exactly identical. So, for every shortest path π between r and v , every node u at the same distance from r in π must have identical values for the variables b_u and t_u .

More formally, let $\Pi(\gamma, r, v)$ denote the shortest paths from r to v (defined by the parents-children relationships) in configuration γ . Consider a path $\pi \in \Pi(\gamma, r, v)$ such that:

$$\pi(\gamma, r, v) = r, w_0, w_1, \dots, w_i, v$$

Now, let $b(\gamma, \pi)$ be the binary word given by the concatenation of all variables b of all nodes of π :

$$b(\gamma, \pi) = b_r(\gamma), b_{w_0}(\gamma), \dots, b_{w_i}(\gamma), b_v(\gamma)$$

Note that to obtain an actual binary word, every variable b_i in $b(\gamma, \pi)$ must belong to the set $\{\mathbf{0}, \mathbf{1}\}$. In legal configurations, every node v satisfies $b_v \neq \top$. Let $t(\gamma, \pi)$ be the binary word given by the concatenation of all variables t off all nodes on $\pi(\gamma, v)$, assuming that $t_v = 0$ is equivalent to $t_v \in \{false, wait\}$, and that $t_v = 1$ is equivalent to $t_v = true$.

$$t(\gamma, \pi) = t_r(\gamma), t_{w_0}(\gamma), \dots, t_{w_i}(\gamma), t_v(\gamma)$$

The predicate $Legal^\pi(\gamma, v)$ captures the condition that all shortest paths between r and v have consistent values for t and b .

$$Legal^\pi(\gamma, v) \equiv (\forall \pi, \pi' \in \Pi(\gamma, r, v) | t(\gamma, \pi) = t(\gamma, \pi') \wedge b(\gamma, \pi) = b(\gamma, \pi')) \quad (22)$$

So a node $v \in V \setminus \{r\}$ is in a legal configuration if it satisfies the following predicate:

$$Legal(\gamma, v) \equiv Legal^d(\gamma, v) \wedge Legal^\pi(\gamma, v) \quad (23)$$

By definition of the state of r , $Legal^d(\gamma, r) = true$, and $Legal^\pi(\gamma, r) = true$, so

$$Legal(\gamma, r) \equiv true \quad (24)$$

We denote by $Legal(\gamma)$ a legal configuration

$$Legal(\gamma) \equiv \forall v \in V | Legal(\gamma, v) = true \quad (25)$$

The set Γ^* is the set of every configuration γ such that $Legal(\gamma) = true$.

4.2.5 Closure of legal configurations

We denote by \mathcal{C}_i the connected components emanating (named r -components) from the root. Formally, let $\mathcal{C} = \{\mathcal{C}_1, \mathcal{C}_2, \dots, \mathcal{C}_j\}$ be a partition of the node set $V \setminus \{r\}$. For any two distinct nodes $v, u \in V \setminus \{r\}$, we define their membership in \mathcal{C} as follows:

- If every path $\pi(v, u)$ connecting v and u contains r , then v and u belong to different r -components in \mathcal{C} .
- Conversely, if there exists at least one path $\pi(v, u)$ that does not contain r , then v and u belong to the same r -component \mathcal{C}_i .

We also use in the sequel the notation $\mathcal{C}(v)$ to denote the r -component of G containing v .

Lemma 3 Γ^* is closed.

Proof: [Proof of Lemma 3] We consider a single r -component. For each configuration $\gamma \in \Gamma^*$, the predicate $Legal(\gamma)$ holds (see equation 25). By definition of $Legal(\gamma)$, every node v satisfies $Legal(\gamma, v)$, and $Er(v)$ is false. Hence, rule $\underline{R_{er}}$ is not executable.

For any node $v \in V \setminus \{r\}$ in a legal configuration γ , it holds that $k_v(\gamma) \neq \perp$ (i.e., v has a rank), ensuring $\underline{R_{join}}$ does not apply. Furthermore, all nodes at the same distance from the root r have the same state, i.e., the same rank k , making $\underline{R_{erRank}}$ not executable. Consequently, the rank remains unchanged for all nodes in a legal configuration. So, for all $v \in V$ and all $\gamma \in \Gamma^*$, and $\gamma \mapsto \gamma'$, we have $Legal^d(\gamma', v)$. In addition, in configuration $\gamma \in \Gamma^*$ every $v \in V$ satisfies $b_v(\gamma) \neq \top$, so $\underline{R_{reset}}$ is also inapplicable.

Our algorithm keeps executing actions forever. Thanks to the state of the root, there is at least one token in every configuration of the system. Let denote by $T(\gamma_0, i)$ the set of nodes v with $t_v(\gamma_0) = true$ and $i = d_v^r$. The configuration γ_0 is in Γ_e , which means that v and its neighbors do not have any obvious errors. Thanks to lemma 1, the application of the rules $\underline{R_{add}}, \underline{R_{tok}}$ or $\underline{R_{ready}}$ maintains $Legal^\pi(\gamma_1, v) = true$, and in γ_1 all the children $v \in T^1(\gamma_0, i)$ are included in $T(\gamma_1, i+1)$, and all nodes in $T^0(\gamma_0, i)$ are not in $T(\gamma_1, i+1)$. So, for all $v \in V$ and all $\gamma \in \Gamma^*$, and $\gamma \mapsto \gamma'$, we have $Legal^\pi(\gamma', v)$.

Since the proof is valid for every r -component, we obtain the result for the entire graph. \square

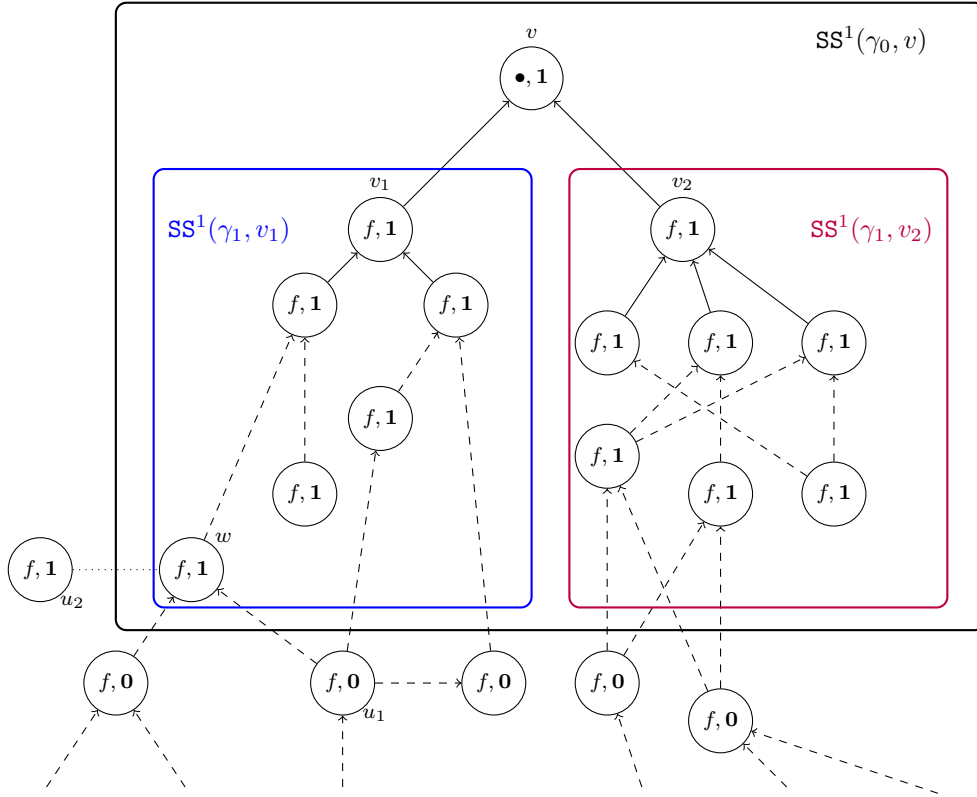


Figure 2: $f, 1$ means $t = \text{false} \wedge b = 1$, and $f, 0$ means $t = \text{false} \wedge b = 0$

4.2.6 Initial tokens lifetime

This part is dedicated to proving that initial tokens at non-root nodes eventually disappear. We consider an execution starting in configuration $\gamma_0 \in \Gamma_{\bar{e}}$, so the set $T^1(\gamma_0)$ contains all initial tokens that can be transmitted, except that of the root (see predicate 20). For each node $v \in T^1(\gamma_0)$, we define the maximal spanning structure within which the token from v may propagate, denoted by $SS^1(\gamma, v)$. A node u belongs to $SS^1(\gamma, v)$ if and only if it does not hold a token, has $b_u = 1$, and all its ancestors leading to v are token-free and have their bits set to 1. These conditions are captured by the following predicate $\pi^1(\gamma, v, u)$.

$$\begin{aligned} \pi^1(\gamma, v, u) \equiv & t_u(\gamma) \neq \text{true} \wedge b_u(\gamma) = 1 \wedge \exists v_0, v_1, \dots, v_j, \\ & \forall i \in \{0 \dots j\}, v_i \in V \setminus \{r\} \wedge t_{v_i}(\gamma) \neq \text{true} \wedge b_{v_i}(\gamma) = 1 \\ & \wedge \forall i \in \{1 \dots j\}, v_i \in C(\gamma, v_{i-1}) \wedge v_0 \in C(\gamma, v) \wedge u \in C(\gamma, v_j) \end{aligned} \quad (26)$$

Then, using predicate $\pi^1(\gamma, v, u)$, we can define for every $v \in T^1(\gamma)$ the nodes that belong to $SS^1(\gamma, v)$ (Figure 2 illustrates an example of a spanning structure $SS^1(\gamma, v)$)

$$SS^1(\gamma, v) \equiv \{u \in V \setminus \{r\} \mid \pi^1(\gamma, v, u) = \text{true}\} \quad (27)$$

Remark that the eccentricity of such spanning structures is bounded by $n - 1$ since the root cannot be part of them.

Now, let $\psi : \Gamma_{\bar{e}} \times V \rightarrow \mathbb{N}$ be the following function:

$$\psi(\gamma, v) \begin{cases} |SS^1(\gamma, v)| & \text{if } v \in T^1(\gamma) \wedge v \in SS^1(\gamma, v') \mid v' \in T(\gamma_0) \\ 0 & \text{otherwise} \end{cases} \quad (28)$$

Let $\Psi : \Gamma_{\bar{e}} \rightarrow \mathbb{N}$:

$$\Psi(\gamma) = \sum_{v \in V} \psi(\gamma, v)$$

Finally, we define the set of configurations Γ_{tr} as follows $\Gamma_{tr} = \{\gamma \in \Gamma_{\bar{e}} : \Psi(\gamma) = 0\}$, in other words, in a configuration $\gamma \in \Gamma_{tr}$, no token resulting from an initial token exist.

Lemma 4 $\Gamma_{\bar{e}} \triangleright \Gamma_{tr}$ in $O(n)$ steps.

Proof: [Proof of lemma 4] Let us consider a node $v \in T^1(\gamma_0)$ such that $v \in SS^1(\gamma_0, v')$, where $v' \in T(\gamma_0)$ and its spanning structure is $SS^1(\gamma_0, v)$. Said differently, v is the root of $SS^1(\gamma_0, v)$.

- To satisfy $Er_{tp}(\gamma_0, v) = false$, every $u \in P(\gamma_0, v)$ must have $t_u(\gamma_0) = wait$ and $b_u(\gamma_0) = \mathbf{0}$. Consequently, $u \notin SS^1(\gamma_0, v)$, ensuring that $SS^1(\gamma_0, v)$ does not contain a cycle involving v .
- Now, we must prove that if $|SS^1(\gamma_0, v)| > 1$, no node that is not in $SS^1(\gamma_0, v)$ may join the spanning structure $SS^1(\gamma_1, v_1)$, where $v_1 \in C(\gamma_0, v)$. Note that since the configuration γ_0 is in $\Gamma_{\bar{e}}$, if a node $u \in SS^1(\gamma_0, v)$ has a child $w \in SS^1(\gamma_0, v)$, then all children of u are in $SS^1(\gamma_0, v)$ (to satisfy $Er_N(\gamma_0, u) = false$). For a node u to join $SS^1(\gamma_1, v_1)$, it must be a neighbor of a node already in $SS^1(\gamma_0, v)$.
 - Let us first consider the case of a node u not in $SS^1(\gamma_0, v)$ but with a parent p_u in $SS^1(\gamma_0, v)$ (see node u_1 in Figure 2). In other terms, u is a descendant of v in γ_0 , but by definition of $SS^1(\gamma_0, v)$ we have $b_u(\gamma_0) = \mathbf{0}$. For $b_u(\gamma_1)$ to change to $\mathbf{1}$, u must execute R_{add} , this requires u to have a token ($t_u(\gamma) = true$). However, in this scenario, p_u must have $t_{p_u}(\gamma_0) = wait$ and $b_{p_u}(\gamma_0) = 0$. Otherwise, u would satisfy $Er_{tp}(\gamma_0, u) = true$, which contradicts the assumption that $\gamma_0 \in \Gamma_{\bar{e}}$. Moreover, $b_{p_u}(\gamma_0) = 0$ contradicts the definition that p_u belongs to $SS^1(\gamma_0, v)$. So, u cannot join $SS^1(\gamma_1, v)$.
 - Now, consider a node u that is not in $SS^1(\gamma_0, v)$ (see node u_2 in Figure 2) and not a descendant of v , but has a neighbor $w \in SS^1(\gamma_0, v)$. In this case, u is either a parent of w , a sibling of w , or a reset node (we already deal with the "child" possibility in the previous case). For u to become a descendant of v_1 in γ_1 , it must update its distance. Because only reset nodes can adopt a new distance, its parents and siblings (which are not reset nodes by definition) cannot join $SS^1(\gamma_1, v_1)$, as it would require them to update their distance. In $SS^1(\gamma_0, v)$, only v possesses the token, which implies $w = v$. Consequently, the reset node u becomes a descendant of v , but not of v_1 . So, u becomes the child of v , but since it has no token (R_{join} does not modify t , which remains $false$), it does not belong to any $SS^1(\gamma_1, z)$, for all $z \in V$.
- Due to the predicate Er_{prg} , and rule R_{er} , or due to rule R_{erRank} , a node $u \in SS^1(\gamma_0, v)$ may disappear from $SS^1(\gamma_1, v_1)$. We denoted the set of these nodes by $D(\gamma_1, v)$.
- To conclude, if $T^1(\gamma_0) \neq \emptyset$, for all $v \in T^1(\gamma_0)$ with $|SS^1(\gamma_0, v)| > 1$, we have

$$SS^1(\gamma_0, v) = \{v\} \bigcup_{v_1 \in C(\gamma_0, v)} SS^1(\gamma_1, v_1) \cup D(\gamma_1, v),$$

so $\Phi(\gamma_1) < \Phi(\gamma_0) - |T^1(\gamma_0)|$.

Since initially $|SS^1(\gamma_0, v)| \leq n$, after configuration γ_n , no token induced by an initial token remains, so the initial token lifetime is at most n steps. \square

4.2.7 Legal rank

Lemma 5 $\forall \gamma \in \Gamma_{tr}$, if $v \in T(\gamma)$ then $Legal^d(\gamma, v) = true$.

Proof: [Proof of lemma 5] Consider $\gamma \in \Gamma_{tr}$, and a node $v \in V$. We proceed by induction on the distance from v to the root:

Base Case: The root r is at distance 0 from itself, and by definition, $Legal^d(\gamma, r) = true$ for all configurations $\gamma \in \Gamma$.

Induction Hypothesis: Assume that every node v at distance i from r , such that $v \in T(\gamma)$, satisfies $Legal^d(\gamma, v)$.

Inductive Step: We must prove that for any node v at distance $i + 1$ from r , if $v \in T(\gamma)$, then v satisfies $Legal^d(\gamma, v)$. If $v \in T(\gamma)$, this implies that v has just executed R_{tok} . Thus, v is not in error, and the following conditions hold: All its parents u at distance i from r have $t_u(\gamma) = wait$ and a correct distance (by induction hypothesis). All its siblings share the same state as v . If v has children, all its children also share the same state (as $\gamma \in \Gamma_{\bar{e}}$).

As a result, v did not just modify its distance. Therefore, its rank k_v satisfies $k_v(\gamma) = (k_u(\gamma) + 1) \bmod 3$. Since $k_u(\gamma) = i \bmod 3$, we derive:

$$k_v(\gamma) = ((i \bmod 3) + 1) \bmod 3 = (i + 1) \bmod 3.$$

Thus, node v satisfies $Legal^d(\gamma, v)$.

Conclusion: By induction principle, the property is satisfied for every node in G . □

4.2.8 Tokens dissemination

Given the possible values $\{false, true, wait\}$ for variable t , the root's neighbors receive a token (*i.e.*, $t_v = true$) every 3 steps. To ensure that a node v located at distance d_v^r from the root receives a token, the root must transmit $2^{d_v^r}$ tokens, assuming no token is already present and that every ancestor u of v has not yet registered the presence of a token (*i.e.*, $b_u = 0$). Specifically, every root's neighbor w must transmit $2^{d_v^r - 1} - 1$ tokens, which must subsequently pass through $d_v^r - 1$ intermediate nodes between w and v . As a result, a node v located at distance d_v^r from the root receives the token every $\mathcal{R}(v)$ steps, where $\mathcal{R}(v)$ is defined as follows:

$$\mathcal{R}(v) = (2^{d_v^r - 1} - 1) \times 3 + d_v^r - 1 \quad (29)$$

Note that, for every $v \in V \setminus \{r\} : d_v^r \leq \varepsilon$, where ε denotes the eccentricity of r . If an ancestor u of v already possesses a token or has registered the presence of a token (*i.e.*, $b_u = 1$), v may receive the token faster.

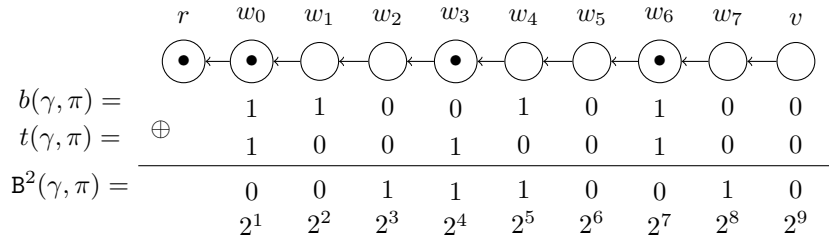


Figure 3: Dotted nodes denote nodes with a token. We have $d_v^r = 9$; $\mathcal{R}(v) = (2^{9-1} - 1) \times 3 + 9 - 1 = 773$; $B^2(\gamma, v) = 10011100$; $B^{10}(\gamma, v) = 156$; $\mathcal{R}^c(\gamma, v) = 773 - 156 = 617$ steps.

We define $B^2(\gamma, \pi)$ as the binary words obtained by the binary addition (denoted by \oplus) of $b(\gamma, \pi)$ and $t(\gamma, v)$ defined in section 4.2.4. Then, $B^{10}(\gamma, \pi)$ denotes the decimal representation of $B^2(\gamma, \pi)$ assuming the highest weight for bits further from the root (see Figure 3). Considering a path $\pi \in \Pi(\gamma, r, v)$, we denote by $\hat{\pi}(\gamma, v)$ the path with the nearest token to v .

$$\hat{\pi}(\gamma, v) = \max_{\forall \pi \in \Pi(\gamma, r, v)} B^{10}(\gamma, \pi) \quad (30)$$

Lastly, $\mathcal{R}^c(\gamma, v)$ represents the number of steps the system requires for node v to receive a token if v never satisfied $Er(v)$.

$$\mathcal{R}^c(\gamma, v) = \mathcal{R}(v) - \hat{\pi}(\gamma, v) \quad (31)$$

Figure 3 illustrates an example of the number of steps required for a node v to receive a token.

4.2.9 Removing residual errors

This section focuses on the elimination of residual errors including the incorrect ranks. The elimination of incorrect ranks occurs either through the application of rule $\underline{R_{er}}$ due to predicate Er_{prg} , or through the application of rule $\underline{R_{erRank}}$. Consider a configuration $\gamma \in \Gamma_{tr}$, the set $\mathcal{E}_k(\gamma)$ is the set of nodes that execute rule $\underline{R_{erRank}}$, should a token be proposed to them.

$$\mathcal{E}_k(\gamma) = \{v \in V \mid k_v(\gamma) \neq \perp \wedge Legal^d(\gamma, v) = false\} \quad (32)$$

Note that, cycles contain at least one node in $\mathcal{E}_k(\gamma)$ and a spanning structure that contains no cycle may have no node in $\mathcal{E}_k(\gamma)$. The set $\mathcal{E}_\pi(\gamma)$ captures the node with $Legal^\pi(\gamma, v) = false$:

$$\mathcal{E}_\pi(\gamma) = \{v \in V \mid k_v(\gamma) \neq \perp \wedge Legal^\pi(\gamma, v) = false\} \quad (33)$$

Cleaner wave The set $\mathcal{E}(\gamma)$ is the set of error nodes in configuration γ :

$$\mathcal{E}(\gamma) = \{v \in V \mid b_v(\gamma) = \top\} \quad (34)$$

The predicate $\pi^G(\gamma, v, u)$ verifies if there exists a path in the graph G between a node v in $\mathcal{E}_k(\gamma)$, and a node u in $\mathcal{E}(\gamma)$. So for every $v \in \mathcal{E}_k(\gamma)$ and $u \in \mathcal{E}(\gamma)$, predicate $\pi^G(\gamma, v, u)$ is defined as follow:

$$\begin{aligned} \pi^G(\gamma, v, u) \equiv & (\exists v_0, v_1, \dots, v_j \mid \forall i \in \{0, \dots, j\}, v_i \in V \setminus \{r\} \wedge v_i \notin \mathcal{E}(\gamma)) \wedge \\ & (\forall i < j \mid v_i \in N(v_{i+1})) \wedge v \in N(v_0) \wedge v_j \in N(u) \end{aligned} \quad (35)$$

If a node $v \in \mathcal{E}_k(\gamma)$ is such that there is at least one node u such that $\pi^G(\gamma, v, u) = true$, then node v executes rule $\underline{R_{er}}$ due to Er_{prg} in one of the subsequent configurations. The nodes responsible for this behavior are referred to as *cleaner nodes* denoted by Cl , and are formally defined as follows:

$$Cl(\gamma, v) = \{u \in \mathcal{C}(v) \mid \pi^G(\gamma, v, u) = true\} \quad (36)$$

More precisely, node $v \in \mathcal{E}_k(\gamma)$ eventually executes $\underline{R_{er}}$ due to its nearest cleaner node. This is captured by function $E(\gamma, v)$ that returns the distance of the nearest cleaner node.

$$E(\gamma, v) = \begin{cases} \min_{\forall u \in Cl(\gamma, v)} d_v^u & \text{if } Cl(\gamma, v) \neq \emptyset \\ \infty & \text{otherwise} \end{cases} \quad (37)$$

The function $E(\gamma, v)$ computes how long it takes for a cleaner wave to reach v .

Legal rank wave In configuration γ in Γ_{tr} , it may happen that a node v with a token originating from the root no longer has a path to the root (*e.g.*, because some nodes on the path are now reset nodes). However, as explained in the previous subsection, reset nodes can be considered like nodes u in the path between r and v with $t_u(\gamma) = false$ and $b_u(\gamma) = \mathbf{0}$. Only the acceptance of a new token by the neighbors of the root can reduce $\mathcal{R}^c(\gamma, v)$ by one for any $v \in V$. This happens every 3 steps. To capture this we introduce the function $\hat{\mathcal{R}}^c(\gamma, v)$ as follows:

$$\hat{\mathcal{R}}^c(\gamma, v) = \begin{cases} \mathcal{R}^c(\gamma, v) & \text{if } \forall u \in N(r) | t_u(\gamma) = true \\ \mathcal{R}^c(\gamma, v) - 0.3 & \text{if } \forall u \in N(r) | t_u(\gamma) = wait \\ \mathcal{R}^c(\gamma, v) - 0.6 & \text{if } \forall u \in N(r) | t_u(\gamma) = false \end{cases} \quad (38)$$

Once $\mathcal{R}^c(\gamma, v)$ reaches zero, the token must descend to the relevant node. To capture this process, we examine all ancestors of v and analyze the position of the tokens that v is expected to receive.

Recall that for a node v to receive a token from node w , all nodes u between the token (or tokens) and v must have $b_u = \mathbf{1}$. If v may receive a token from its closest ancestor w from configuration γ , $\beta(\gamma, v)$ returns the number of steps that are necessary to do so.

$$\beta(\gamma, v) = \begin{cases} d_v^u & \text{if } \exists u \in \mathbf{T}^1(\gamma) \mid v \in \mathbf{SS}^1(\gamma, u) \\ \hat{\mathcal{R}}^c & \text{otherwise} \end{cases} \quad (39)$$

Legal path wave Due to an erroneous initial configuration $\gamma \in \Gamma_{tr}$, there may exist a node v in the network that does not satisfy $Legal^\pi(\gamma, v)$, but is neither a reset node nor an error node (see *e.g.*, node v in Figure 4(a)). If a node v has $Legal^\pi(\gamma, v) = false$ because at least one of its ancestors is a false root u (*i.e.*, there is no path between the root and v passing through u), then in configuration γ , u satisfies $FalseR(\gamma, u)$ and executes R_{er} . Then, v is cleaned by the propagation of the clean wave (see section 4.2.9). If r is an ancestor of v regardless of the paths taken, and $Legal^\pi(\gamma, v) = false$, this implies that the set of paths is not synchronized with respect to variables t and b (see predicate 22). In this case, either v is cleaned by a clean wave (see section 4.2.9), or v receives a token from a subset of its parents. In the latter case, it then satisfy $TakeO(v)$ (see predicate 4) and executes rule R_{erRank} , which marks the node as erroneous.

Consider a configuration $\gamma_i \in \Gamma_{tr}$ where $\forall v \in V | Er(\gamma_i, v) = false$. Suppose that there exist two paths of equal length, π_1 and π_2 , starting from the root and ending respectively at x_1 and x_2 , such that $Legal(\gamma_i, x_1) = true$ and $Legal(\gamma_i, x_2) = true$, but with either $b(\gamma, \pi_1) \neq b(\gamma, \pi_2)$ or $t(\gamma, \pi_1) \neq t(\gamma, \pi_2)$. If x_1 and x_2 are not in the same r -component, then for all $j > i$, we have $\forall v \in V, Er(\gamma_j, v) = false$. On the other hand, if these two nodes belong to the same r -component, then there exists a path between x_1 and x_2 that does not pass through r . Let v denote the first reset node shared by the extensions of paths π_1 and π_2 (see Figure 4(b)). If v joins either π_1 or π_2 in configuration γ_j with $j > i$, then in γ_j we have $Legal^\pi(\gamma_j, v) = false$. To prevent this scenario, when v is offered the token by a node from either π_1 or π_2 (but not both), it enters an error state via $Er_\pi(\gamma_j, v)$, thereby enabling the cleaning of both paths π_1 and π_2 . The number of steps required to receive one or more tokens is captured by the function $\beta(\gamma, v)$ (see section 4.2.9).

Proof of residual error removal Let $\rho : \Gamma_{tr} \times V \rightarrow \mathbb{N}$ be the following function:

$$\rho(\gamma, v) = \begin{cases} \min\{E(\gamma, v), \beta(\gamma, v)\} \times n & \text{if } v \in \mathcal{E}_k(\gamma) \vee v \in \mathcal{E}_\pi(\gamma) \\ E(\gamma, v) \times n & \text{if } v \notin \mathcal{E}_k(\gamma) \wedge v \notin \mathcal{E}_\pi(\gamma) \wedge Cl(\gamma, v) \neq \emptyset \\ 1 & \text{if } v \in \mathcal{E}(\gamma) \\ 0 & \text{otherwise} \end{cases} \quad (40)$$

Let $\varrho : \Gamma_{tr} \times V \rightarrow \mathbb{N}$:

$$\varrho(\gamma) = \sum_{v \in V} \rho(\gamma, v)$$

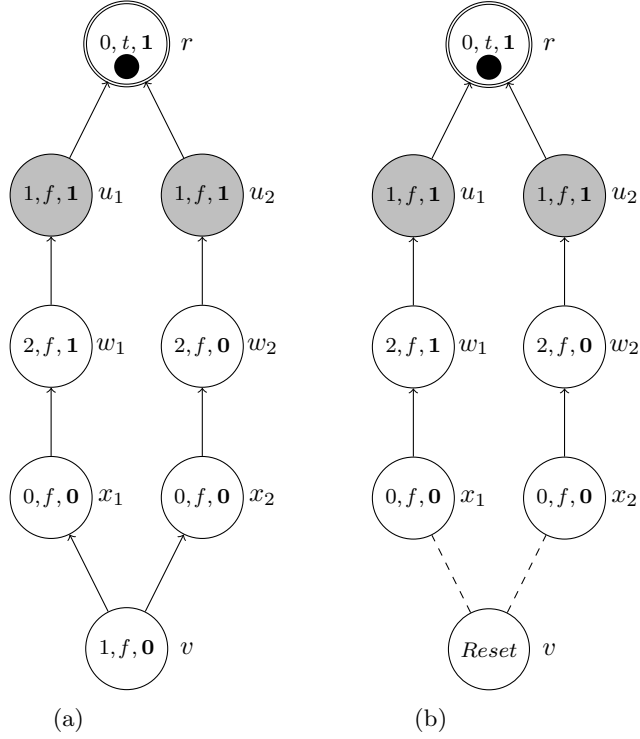


Figure 4: The gray nodes are activatable. The information displayed on each node, respectively, corresponds to the rank, the value of the variable t , and the value of the variable b . (a) The node v is not in error in this configuration, but it does not satisfy $Legal^\pi(\gamma, v)$. In fact, regarding the variable b , the path u_1, w_1, x_1 currently has the value 110, while u_2, w_2, x_2 has 100, so $Legal^\pi(\gamma, v) = false$. This discrepancy means that v will receive the next token from node x_1 , so v will receive a token from only one of its parents rather than from both. Consequently, $TakeO(v)$ will be true, and node v will execute $\underline{R_{erRank}}$. (b) In this case as well, x_1 will obtain the token before x_2 . Consequently, node v executes $\underline{R_{er}}$ due to $Er_\pi(v)$, and in the next step, both x_1 and x_2 enter an error state. Step by step, the two paths are deleted.

Finally, we define the set of configurations Γ_{cl} as follows $\Gamma_{cl} = \{\gamma \in \Gamma_{tr} : \varrho(\gamma) = 0\}$.

Lemma 6 $\Gamma_{tr} \triangleright \Gamma_{cl}$ in $O(2^\epsilon)$ steps.

Proof: [Proof of lemma 6] Let γ_0 be a configuration of Γ_{tr} .

If $v \in \mathcal{E}_k(\gamma_0) \cup \mathcal{E}_\pi(\gamma_0)$ and $\rho(\gamma_0, v) = \beta(\gamma_0, v) \times n$, then only the change of variable t by the root's neighbors may reduce $\bar{\mathcal{R}}^c(\gamma_0, v)$, and this happens at every step since the system is synchronous. So, $\beta(\gamma_1, v) < \beta(\gamma_0, v)$.

If $v \in \mathcal{E}_k(\gamma_0) \cup \mathcal{E}_\pi(\gamma_0)$ and $\rho(\gamma_0, v) = E(\gamma_0, v) \times n$, the neighbor w of u such that u is the nearest cleaner node of v executes rule R_{er} and becomes the nearest cleaner node of v . As a consequence $E(\gamma_1) = E(\gamma_0) - 1$.

If $v \in \mathcal{E}_k(\gamma_0) \cup \mathcal{E}_\pi(\gamma_0)$ and $\beta(\gamma_0, v) = E(\gamma_0, v) > 1$, the configuration γ_1 combine the two previous cases, and $\min\{E(\gamma_1, v), \beta(\gamma_1, v)\} < \min\{E(\gamma_0, v), \beta(\gamma_0, v)\}$.

Now, $v \in \mathcal{E}_k(\gamma_0) \cup \mathcal{E}_\pi(\gamma_0)$ and $\beta(\gamma_0, v) = E(\gamma_0, v) = 1$ (note that in this case $\rho(\gamma_0, v) = n$). That means v can execute either R_{er} or R_{erRank} . In configuration γ_1 , $v \in \mathcal{E}(\gamma_1)$, so $\rho(\gamma_1, v) = 1$. Hence $\rho(\gamma_1, v) < \rho(\gamma_0, v)$.

If $v \notin \mathcal{E}_k(\gamma_0) \cup \mathcal{E}_\pi(\gamma_0)$ and $Cl(\gamma_0, v) \neq \emptyset$, the neighbor w of u such that u is the nearest cleaner node of v executes rule R_{er} , and becomes the nearest cleaner node of v . As a consequence, $E(\gamma_1) = E(\gamma_0) - 1$, so $\rho(\gamma_1, v) < \rho(\gamma_0, v)$.

Finally a node v in $\mathcal{E}(\gamma_0)$ executes rule R_{reset} , so $\rho(\gamma_1, v) = 0 < \rho(\gamma_0, v) = 1$.

Overall, in any possible case, the value returned by $\varrho(\gamma)$ strictly decreases by a strictly positive lower bounded value (the only non integer value we used is 0.3, see Equation 38). So, the strictly decreasing function ϱ reaches zero. The number of steps to reach a configuration γ where $\varrho(\gamma) = 0$ is bounded by 2^ϵ (see section 4.2.8 for time complexity). □

We derive the two following corollaries from the proof Lemma 6.

Corollary 1 $\forall \gamma \in \Gamma_{cl}$ and $\forall v \in V$, v either satisfies $Legal(\gamma, v)$ or $Reset(\gamma, v)$.

Corollary 2 $\forall \gamma \in \Gamma_{cl}$, $\forall u, v \in \mathcal{C}_i$ with $d_u^r = d_v^r$, $\forall \pi_v \in \Pi(\gamma, r, v)$ and $\forall \pi_u \in \Pi(\gamma, r, u)$ we have $b(\gamma, \pi_u) = b(\gamma, \pi_v)$ and $t(\gamma, \pi_u) = t(\gamma, \pi_v)$.

4.2.10 Convergence to legal configurations

Let $\xi : \Gamma_{cl} \times V \rightarrow \mathbb{N}$ be the following potential function:

$$\xi(\gamma, v) = \begin{cases} \beta(\gamma, v) + 1 & \text{if } Reset(\gamma, v) = true \\ 0 & \text{otherwise} \end{cases} \quad (41)$$

Let $\Xi : \Gamma_{cl} \times V \rightarrow \mathbb{N}$ be the following potential function:

$$\Xi(\gamma) = \sum_{v \in V} \xi(\gamma, v) \quad (42)$$

Note that when $\Xi(\gamma) = 0$, it means that for every node v , $Legal(\gamma, v) = true$. In other words, γ belongs to Γ^* , the set of legal configurations.

Lemma 7 $\Gamma_{cl} \triangleright \Gamma^*$ in $O(2^\epsilon)$ steps.

Proof: [Proof of lemma 7] From corollary 1, a configuration $\gamma_0 \in \Gamma_{cl}$ contains only reset nodes, and nodes v with $Legal(\gamma_0, v) = true$. Also, legal nodes within the same connected component that are at the same distance from the root in the graph share the same state thanks to corollary 2. In a synchronous setting, those nodes apply the same rule simultaneously, and consequently remain in synchronized states forever.

If $\xi(\gamma_0, v) = \beta(\gamma_0, v) = \hat{\mathcal{R}}^c(\gamma_0, v)$, only the introduction of a new token in all every path $\pi(\gamma, r, v)$ can reduce $\hat{\mathcal{R}}^c(\gamma_0, v)$ by one. This event occurs every 3 steps, whenever the root's neighbors u change their variable t_u . So $\xi(\gamma_1, v) < \xi(\gamma_0, v)$.

If $\xi(\gamma_0, v) = \beta(\gamma_0, v) = d_v^u$, this means every node w in the path between u and v has $b_u(\gamma_i) = 1$. So, after one step, the tokens are accepted by every child w of u . Then, $\beta(\gamma_0, v) = d_v^u > \beta(\gamma_1, v) = d_v^w = d_v^u - 1$ and $\xi(\gamma_1, v) < \xi(\gamma_0, v)$.

Finally, if $\xi(\gamma_0, v) = 1$, in other words if $\beta(\gamma_0, v) = 0$, then the reset node v executes R_{join} . All the nodes proposing the token are at the same distance, and share the same state. Consequently, when v joins the spanning structure, it satisfies $Legal(\gamma_1, v)$. So $\xi(\gamma_1, v) = 0 < \xi(\gamma_0, v) = 1$. To conclude $\Xi(\gamma_1) < \Xi(\gamma_0)$.

Overall, in any possible case, the value returned by $\varrho(\gamma)$ strictly decreases by a strictly positive lower bounded value (the only non integer value we used is 0.3, see Equation 38). So, the strictly decreasing function ϱ reaches zero. The number of steps to reach a configuration γ where $\varrho(\gamma) = 0$ is bounded by 2^ϵ (see section 4.2.8 for time complexity). \square

5 Concluding Remarks

We presented the first constant space deterministic self-stabilizing BFS tree construction algorithm that operate in semi-uniform synchronous networks of arbitrary topology. Our solution **TokBin** is independent of any global network parameter (maximum degree, diameter, number of nodes, etc.). As classical techniques such as point-to-neighbor and distance-to-the-root cannot be used in such a constrained setting, we introduced a novel infinite token stream technique to break cycles and restore BFS construction that may be of independent interest for other tasks. We briefly mention how our BFS construction can be used to optimally color bipartite graphs (that is, with two colors BLACK and WHITE). All nodes run **TokBin** so that eventually a $BFS^{\equiv 3}$ is constructed. With respect to colors, the root has color BLACK and retains it forever, while every other node take the opposite color of its parents whenever it executes **TokBin** (if it has parents). After stabilization of the $BFS^{\equiv 3}$ construction, all children of the root take the same color, and after one step their children take the root color, and so on, so that a 2-coloring of the bipartite graph is eventually achieved. This very simple application of **TokBin** still uses constant memory, as opposed to dedicated previous solutions to the same problem found in the literature [25, 24] that require $\Omega(\log n)$ bits per node.

Two important open problems remain. First, our solution heavily relies on the network operation being fully synchronous (all nodes execute code in a lock-step synchronous fashion). It would be interesting to extend our token stream technique to an asynchronous setting. In this setting, we expect that some synchronization technique will be necessary, and it remains unclear whether such additional mechanism can be done in constant space. Second, while our algorithm uses a constant amount of memory per node, its time complexity (measured in steps) is exponential. This is due to the exponential decay mechanism for tokens that may require the root to send an exponential number of them to finally reach the furthest nodes in the network. One could speed up this process by adding more states to the b variables: if the domain of b becomes $\{0, 1, \dots, k, \top\}$, and tokens are accepted for any value that is not 0 or \top (assuming b is incremented modulo k anytime the incoming token is accepted), less tokens are destroyed, but the overall time complexity remains exponential. By contrast, solutions that make use of $O(\log \Delta + \log \log n)$ bits per node have polynomial time complexity [9]. Whether there exists a constant space and polynomial time solution to the problem is left for future research.

References

- [1] Yehuda Afek and Anat Bremner-Barr. Self-stabilizing unidirectional network algorithms by power supply. *Chic. J. Theor. Comput. Sci.*, 1998, 1998.
- [2] Yehuda Afek, Shay Kutten, and Moti Yung. Memory-efficient self stabilizing protocols for general networks. In Jan van Leeuwen and Nicola Santoro, editors, *Distributed Algorithms, 4th International Workshop, WDAG '90, Bari, Italy, September 24-26, 1990, Proceedings*, volume 486 of *Lecture Notes in Computer Science*, pages 15–28. Springer, 1990.
- [3] Karine Altisen, Stéphane Devismes, Swan Dubois, and Franck Petit, editors. *Introduction to Distributed Self-Stabilizing Algorithms*. Synthesis Lectures on Distributed Computing. Morgan & Claypool Publishers, 2019.
- [4] Anish Arora and Mohamed G. Gouda. Distributed reset. *IEEE Trans. Computers*, 43(9):1026–1038, 1994.
- [5] James Aspnes. Distributed breadth first search, 2005. Lecture notes of Distributed Computing, Fall 2005, <http://pine.cs.yale.edu/pinewiki/DistributedBreadthFirstSearch>.
- [6] Lélia Blin, Shlomi Dolev, Maria Gradinariu Potop-Butucaru, and Stephane Rovedakis. Fast self-stabilizing minimum spanning tree construction - using compact nearest common ancestor labeling scheme. In Nancy A. Lynch and Alexander A. Shvartsman, editors, *Distributed Computing, 24th International Symposium, DISC 2010, Cambridge, MA, USA, September 13-15, 2010. Proceedings*, volume 6343 of *Lecture Notes in Computer Science*, pages 480–494. Springer, 2010.
- [7] Lélia Blin, Laurent Feuilloley, and Gabriel Le Boudier. Optimal space lower bound for deterministic self-stabilizing leader election algorithms. *Discret. Math. Theor. Comput. Sci.*, 25(1), 2023.
- [8] Lélia Blin, Maria Potop-Butucaru, and Stephane Rovedakis. A super-stabilizing $\log(n)\log(n)$ -approximation algorithm for dynamic steiner trees. *Theor. Comput. Sci.*, 500:90–112, 2013.
- [9] Lélia Blin and Sébastien Tixeuil. Compact deterministic self-stabilizing leader election on a ring: the exponential advantage of being talkative. *Distributed Computing*, 31(2):139–166, 2018.
- [10] Lélia Blin and Sébastien Tixeuil. Compact self-stabilizing leader election for general networks. *J. Parallel Distributed Comput.*, 144:278–294, 2020.
- [11] Christian Boulinier, Ajoy Kumar Datta, Lawrence L. Larmore, and Franck Petit. Time and space optimal distributed BFS tree construction. *Information Processing Letters*, 108(5):273–278, 2008.
- [12] NS Chen, HP Yu, and ST Huang. A self-stabilizing algorithm for constructing spanning trees. *Information Processing Letters*, 39:147–151, 1991.
- [13] Zeev Collin and Shlomi Dolev. Self-stabilizing depth-first search. *Inf. Process. Lett.*, 49(6):297–301, 1994.
- [14] Ajoy K. Datta, Stéphane Devismes, Colette Johnen, and Lawrence L. Larmore. Analysis of a memory-efficient self-stabilizing BFS spanning tree construction. *Theor. Comput. Sci.*, 955:113804, 2023.
- [15] Edsger W. Dijkstra. Self-stabilizing systems in spite of distributed control. *Commun. ACM*, 17(11):643–644, 1974.
- [16] S Dolev, A Israeli, and S Moran. Self-stabilization of dynamic systems assuming only read/write atomicity. *Distributed Computing*, 7:3–16, 1993.
- [17] Shlomi Dolev. *Self-Stabilization*. MIT Press, 2000.

- [18] Shlomi Dolev, Mohamed G. Gouda, and Marco Schneider. Memory requirements for silent stabilization. *Acta Informatica*, 36(6):447–462, 1999.
- [19] Mohamed G. Gouda, Jorge Arturo Cobb, and Chin-Tser Huang. Fault masking in tri-redundant systems. In Ajoy Kumar Datta and Maria Gradinariu, editors, *Stabilization, Safety, and Security of Distributed Systems, 8th International Symposium, SSS 2006, Dallas, TX, USA, November 17-19, 2006, Proceedings*, volume 4280 of *Lecture Notes in Computer Science*, pages 304–313. Springer, 2006.
- [20] Ted Herman. Origin of self-stabilization. In Krzysztof R. Apt and Tony Hoare, editors, *Edsger Wybe Dijkstra: His Life, Work, and Legacy*, volume 45 of *ACM Books*, pages 81–104. ACM / Morgan & Claypool, 2022.
- [21] Ted Herman and Sriram V. Pemmaraju. Error-detecting codes and fault-containing self-stabilization. *Inf. Process. Lett.*, 73(1-2):41–46, 2000.
- [22] C Johnen. Memory-efficient self-stabilizing algorithm to construct BFS spanning trees. In *Proceedings of the Third Workshop on Self-Stabilizing Systems*, pages 125–140. Carleton University Press, 1997.
- [23] Amos Korman, Shay Kutten, and Toshimitsu Masuzawa. Fast and compact self stabilizing verification, computation, and fault detection of an MST. In Cyril Gavoille and Pierre Fraigniaud, editors, *Proceedings of the 30th Annual ACM Symposium on Principles of Distributed Computing, PODC 2011, San Jose, CA, USA, June 6-8, 2011*, pages 311–320. ACM, 2011.
- [24] Adrian Kosowski and Lukasz Kuszner. Self-stabilizing algorithms for graph coloring with improved performance guarantees. In Leszek Rutkowski, Ryszard Tadeusiewicz, Lotfi A. Zadeh, and Jacek M. Zurada, editors, *Artificial Intelligence and Soft Computing - ICAISC 2006, 8th International Conference, Zakopane, Poland, June 25-29, 2006, Proceedings*, volume 4029 of *Lecture Notes in Computer Science*, pages 1150–1159. Springer, 2006.
- [25] Sumit Sur and Pradip K. Srimani. A self-stabilizing algorithm for coloring bipartite graphs. *Inf. Sci.*, 69(3):219–227, 1993.

This figure "DB.png" is available in "png" format from:

<http://arxiv.org/ps/2505.06596v1>

This figure "GammaT.jpg" is available in "jpg" format from:

<http://arxiv.org/ps/2505.06596v1>

This figure "SS.jpg" is available in "jpg" format from:

<http://arxiv.org/ps/2505.06596v1>

This figure "SS2.jpg" is available in "jpg" format from:

<http://arxiv.org/ps/2505.06596v1>

This figure "paths.png" is available in "png" format from:

<http://arxiv.org/ps/2505.06596v1>

This figure "pb_synchro.jpg" is available in "jpg" format from:

<http://arxiv.org/ps/2505.06596v1>