

Is the end of Insight in sight?

Jean-Michel Tucny,^{1,*} Mihir Durve,² and Sauro Succi²

¹*Department of Civil, Computer Science,
and Aeronautical Technologies Engineering,*

Università degli Studi Roma Tre, via Vito Volterra 62, Rome, 00146, Italy

²*Center for Life Nano- & Neuro-Science,*

*Italian Institute of Technology (IIT),
viale Regina Elena 295, Rome, 00161, Italy*

Abstract

It is shown that the weight matrices of a Physics-informed neural network (PINN)-based deep learning application to a rarefied gas dynamics problem described by the Boltzmann equation bear no evident link to the mathematical structure of the physical problem. Instead, the weights appear close to Gaussian distributed random matrices. Although significantly more work is needed to support a robust assessment in this direction, these results suggest that deep-learning and the numerical solution of the Boltzmann equation represent two equivalent, but largely distinct paths to the same physical knowledge. If so, Explainable AI might be an unrealistic target and possibly even an ill-posed one.

I. INTRODUCTION

In the last decade, Artificial Intelligence (AI) and most notably Machine Learning (ML) have taken science and society by storm, with relentless advances, especially in the context of Large Language Models (LLM) capable of increasing text elaboration and speech capabilities, occasionally above their human counterparts [1]. Leaving aside for the moment their all-important societal implications, such developments put forward a completely unprecedented approach to scientific problems whose complexity appears beyond reach for our best theoretical and computational models based on the Scientific Method, e.g., models rooted within a deep *Insight* into the basic mechanisms underneath the phenomenon under inspection. Ultimately, ML is based on a mathematical black-box procedure which is, in principle, unaware of the underlying physics, although adding physics-informed constraints usually boosts the convergence [2].

ML success stories are the talk of the day: chess and GO victories, self-driving cars, DeepFold mapping of protein structure, and increasingly powerful chatbots, stand out as some the most spectacular cases in point [3], lately even conquering the Stockholm podium both in chemistry and physics [4]. Given the current state of affairs, it no longer appears plausible to dismiss ML as a "glorified interpolator" or LLM as mere "stochastic parrots" [5]. This opens up a very intriguing scenario, both in terms of fundamental science and practical technological fallouts alike. The latter are making daily headlines; here we will not comment

* jeanmichel.tucny@uniroma3.it

any further. On the former front, the ultimate question is whether ML is here to implement the so-called "End of Insight" (EoI), an inspiring expression first put forward by Strogatz back in 2007 [6]. Basically the point is that insight, as we know it since Galileo, namely the ultimate understanding of the basic principles and mechanisms which rule the systems under study, may show the end of the rope when faced to the most complex problems in modern science, such as epidemics, weather forecast, biological processes, and generally all phenomena which thrive on the coexistence and mutual interaction between mechanisms which straddle across many orders of magnitude in space and even more in time. Perhaps, the complexity of such phenomena exceeds the capability, beauty and elegance of a thorough understanding and machine learning is just here to keep us going with the task of pushing the frontier of knowledge, with or without the perk of Insight and the intimate pleasure of "finding things out". This is sad and perilous but plausible, hence should not distract us from the fact that ML is still subject to a number of major limitations. One for all, if the EoI is dawning for real, the fact of working with (literally) trillions of weights might be inevitable, but this does not mean that we have to give up the pursuit of more economic routes, if not for anything, just because of the current technological trend towards bigger and bigger networks with trillions of parameters is energetically simply unsustainable [7]

The odds are open, and in this paper, we shall present arguments on both sides of this still largely uncharted frontier.

Before venturing into details, let us collect the basic facts about ML for self-containedness.

II. THE BASIC ML PROCEDURE

The basic idea of ML is to represent a given D -dimensional output y (target) through the recursive application of a simple nonlinear map [8]. For a neural network (NN) consisting of an input layer x , L hidden layers $z_1 \dots z_L$, each containing N neurons, and an output layer y , the update chain $x \rightarrow z_1 \dots \rightarrow z_L \rightarrow y$ (forward step) reads symbolically as follows:

$$z_0 = x \tag{1}$$

$$z_1 = f(W_1 x - b_1), \dots z_L = f(W_L z_{L-1} - b_L), \tag{2}$$

$$y = z_{L+1} = f(W_{L+1} z_L - b_{L+1}) \tag{3}$$

where W_l are $N \times N$ matrices of weights, b_l are N -dimensional arrays of biases, and f is a nonlinear activation function, to be chosen out of a large palette. At each step the solution is normalized to the unit value, $\|z\| = 1$. The output y is then compared with a given training target y_T (truth) and the weights are recursively updated in such a way as to minimize the discrepancy between y and y_T (loss function), up to the desired tolerance. This error backpropagation step is usually performed via a steepest descent

$$W' = W - \alpha \frac{\partial E}{\partial W} \quad (4)$$

where $E[W] = \|y_T - y\|$ is the error (loss function) and α is a relaxation parameter controlling the learning rate.

A. Taming complexity

The basic idea behind ML is that with enough (big) data for training, *any* target can be reached, whence the alleged demise of the scientific method [9, 10]. Put down in such bombastic terms, the idea is readily debunked by general considerations on the physics of complex systems, see for instance [11, 12]. Yet, it is true that Deep Neural Networks (DNNs) and especially LLMs are proving more and more capable of solving problems which would be extremely hard, if possible at all, to attain by any other method.

The natural question is: where does such magic come from?

Before detailing (part of the) the answer, let us spend a few comments on the three main boosters of Complexity: Nonlinearity, Nonlocality and Hyper-Dimensionality.

1. Nonlinearity

Nonlinear systems exhibit two distinguishing and far-reaching features: i) they do not respond in direct proportion to the solicitations they receive, and ii) they transfer energy (information) across scales. It is not hard to imagine the enormous freedom that is unleashed by the two features above, the loss of the linear superposition principle being possibly the most significant consequence. Such freedom makes nonlinear systems hard to predict, not only in terms of erratic behavior, but also with regard to their constructive power (emergent phenomena), biology being a goldmine of such instances. The scientific method though,

has forged very powerful mathematical methods to handle nonlinearity, except that these methods fall short of capturing the vastity of scales generated by very strong nonlinearities, with weather forecasting being a prominent example. ML can definitely help such methods stretch their limits. Still, at the moment, there is no clear-cut evidence that it can systematically outdo them, especially when accuracy is in high demand, as it is typically the case for scientific applications [13].

2. *Nonlocality*

The key feature of non-local systems is that their behavior in a given region in space is affected by the state of the system everywhere else. This interaction usually decays with the distance between the two regions, but in non-local systems it cannot be ignored, no matter how far apart the interacting components are. A typical example from physics is classical gravitation, which is controlled by a potential decaying with the inverse power of the distance. The peculiarity of these systems is that they hardly reach a state of dynamic order known as "local equilibrium", usually controlled by a subset of "slow" variables living in a lower-dimensional manifold. Local equilibrium is the result of a neat scale separation between slow and fast variables, a feature which greatly simplifies the dynamics. Dynamics is notoriously much harder to capture than statistics and this is the reason why statistical physics is so effective in describing complex systems. With nonlocality in play, even the statistical mechanics may remain hard to capture because of the aforementioned lack of scale separation between fast and slow modes. Machine learning is proving helpful for the automated detection of the divide between such modes and it will definitely keep improving in this respect. But certainly, there is no realistic evidence that it can replace simulation methods altogether. [14].

3. *Hyper-dimensionality*

Our brain is notoriously at odds with visualizing phenomena in more than three dimensions. Mathematics has no such problem, but it becomes rapidly untractable, the notorious Curse of Dimensionality (CoD), namely the fact that the information contained in a d -dimensional system grows exponentially with the number of dimensions. In fact, the point

is subtler than that. Indeed, due to nonlinearities, heterogeneities and other factors, hyper-dimensional systems are usually very sparse. i.e. the "important phenomena" occur in tiny corners of their state space. Reaching the hidden places where the "golden nuggets" are located is an exponentially difficult task, and this is possibly where ML excels compared to the scientific method [15].

The ML forward step described above sinks the problem into an ocean of weights, but the backward step somewhat manages to fish it out by relentlessly chasing the golden nuggets, no matter how well hidden down into the ocean. To put it with Hinton, "Boltzmann machines are nice, but the real thing is the backpropagation algorithm".

In more technical terms, the key point is that for a DNN of depth L (number of layers) and width N (numbers of neurons per layer), there are $P = N^L$ possible paths connecting any single element x_i in the input layer to any other single element y_j in the output layer. Hence a DNN with $N = 10^3$ and $L = 10^2$ features $N^2L = 10^8$ weights and $P = 10^{30}$ paths. Current leading-edge ML applications, such as DeepFold or LLMs, motoring the most powerful "ask-me-anything" chatbots, are using up to hundreds of billions of weights, basically the number of neurons in our brain. Except that our brain works at 20 Watt, while the largest ML models are now sucking up at least ten million times more, a point to which we shall return shortly.

These numbers unveil the magic behind ML: DNN duel the CoD face up, by unleashing an exponential number of paths and adjusting them in such a way as to sensibly populate the sneaky regions where the golden nuggets are to be found. The rule is general, which is its blessing but also its curse. It is a blessing because it can escalate otherwise inaccessible peaks of complexity and, for the most ardent AI aficionados, hit the ultimate goal of "solving intelligence", thereby fixing all major problems in science and society (will it?) [16].

However, on a more prosaic and realistic ground, it is also a curse because it lacks Insight and quite possibly *just because of this*, it develops an insatiable appetite for energy. It is estimated that next generation chatbots will come near to the gigawatt power demand, more than most existing power plants. The comparison with the 20 watts of our brain is embarrassing. The question is whether the End of Insight also implies the end of the energetic resources of planet Earth, in which case one has probably to think twice before endorsing the "bigger is better" route undertaken by big tech companies.

The academic community is pursuing many efforts in this direction, if only with vastly

inferior resources, and in the following, we shall offer our modest token in this direction, namely, the possibility of casting machine learning algorithms in terms of discrete dynamical systems. The reason why this would help sustainability is straightforward. Whenever ML operation can be identified with a discrete dynamical system, the weights immediately acquire a well-defined meaning in terms of generalized diffusion-advection processes, thereby opening the way to energy-leaner reduced representations [17]. Let us describe the idea in more detail.

III. MACHINE LEARNING AND DISCRETE DYNAMICAL SYSTEMS

In a recent paper [17], it was pointed out that the ML procedure described in the previous section offers an exact map to discrete dynamical systems in relaxation form. More precisely, they can be regarded as discretized version of neural integro-differential equations (NIDE) of the form:

$$\partial_t z = -\gamma(z - z^{eq}) \quad (5)$$

where $z = z(q, t)$ is the physical signal and the local equilibrium

$$z^{eq} = f(Z) \quad (6)$$

In the above, f is a local activation function(al) and the symbol Z is a shorthand for the shifted linear convolution

$$Z(q, t) = \int W(q, q') z(q') dq' - b(q) \quad (7)$$

where $b(q)$ is the bias function.

The procedure is quite transparent, both conceptually and mathematically: the solution $z(q, t)$ is attracted to a local equilibrium $z^{eq}(q, t)$, the target of the procedure, which is the result of a nonlinear deformation, via the activation functional, of the convoluted signal $Z(q, t)$. The former is linear and non-local; hence, it implies scale mixing while leaving amplitudes untouched. The nonlinear deformation responds to a criterion of amplitude selection but leaves scales untouched. For instance $\tanh(Z)$ leaves small amplitudes unaffected and saturates the large ones on both sides. Rectified Linear Unit (ReLU), on the other hand, leaves positive signals unchanged and sets negative ones to zero. Hence, the

signal is first non-locally linearly convoluted and then locally and nonlinearly deformed in amplitude. This sequence is key for ML schemes as universal interpolators, especially in high-dimensional spaces. Once again, the three boosters of complexity are fully accounted for.

A simple Euler time marching of the eq. (5), as combined with a suitable discretization of the "space" variable q into a set of N discrete nodes, delivers

$$z_i(t+1) = (1-\omega)z_i(t) + \omega z_i^{eq}(t) \quad (8)$$

where $\omega = \gamma\Delta t$. Direct comparison with (5) shows that, with $\omega = 1$, this is precisely the forward step of the ML procedure with $L = T/\Delta t$ layers and N neurons per layer, with the initial condition $z(0) = x$ and output $y = z(T)$, T being the time span of the evolution.

Clearly, the result is highly dependent on the structure of the convolution kernel $W(q, q')$ whose discrete version is nothing but the weight matrix W_{ij} . In [17] it was noted that each kernel gives rise to a corresponding PDE and perhaps even low-order PDEs, such as advection-diffusion-reaction, with inhomogeneous, possibly time-dependent or even nonlinear coefficients, can give rise to pretty complex spatio-temporal patterns. Clearly, most common PDE's would lead to highly structured kernels, hence it was (kind of naively) argued that inspection of real-life machine learning applications might show signatures of such underlying structure. For instance, a simple advection-diffusion-equation in one spatial dimension would give rise to a tridiagonal-dominant weight matrix. The detection of such structural regularity in the weight matrices would offer a very valuable inroad to their explainability in the first place, let alone the energy savings resulting from a reduced set of weights.

The argument can be easily extended to more general PDEs, including strong inhomogeneities and nonlinearities, which could easily be implemented by convoluting local nonlinear combinations of the signal, that is:

$$Z(q, t) = \int W(q, q')g(z(q'))dq' - b(q) \quad (9)$$

where $g(z)$ is a local activation function, independent of f .

For instance, by truncating the integral to the second moment, we would obtain $Z(q) = W_0(q)g(z) + W_1(q)\partial_x g(z) + W_2(q)\partial_{xx} g(z)$. In the above, the moments are defined as $W_k(q) =$

$\int W(q, q')(q' - q)^k dq'$, and one may inspect their decay with increasing order to retain only a finite number in the sequence without seriously affecting the accuracy of the solution. The link between deep learning and PDE's makes an active topic of research in the field [18].

IV. INSPECTING THE WEIGHTS OF A PINN APPLICATION TO RAREFIED GAS DYNAMICS

The previous considerations suggest that inspection of the weight matrices, whenever feasible, might provide insights into the nature of the learning process, hence benefiting explainability.

Let us test the idea by means of a concrete application. Recently, we trained a physics-informed neural network (PINN) on a body-force-driven rarefied gas flow through a 2D periodic array of cylinders in the laminar, isothermal and weakly compressible limit, as schematically shown in Fig. 1. This problem has a well-defined structure, as it obeys the Boltzmann equation (BE), which governs the dynamics of rarefied gases. A key parameter in rarefied gas dynamics is the Knudsen number $Kn = \lambda/D$, defined as the ratio of the molecular mean free path λ to a characteristic length scale of the problem - in this case, the cylinder diameter D . The Knudsen number thus serves as a measure of rarefaction, characterizing the importance of non-equilibrium effects. In the continuum regime ($Kn \ll 1$), the Navier-Stokes equations provide an accurate description of the flow. However, as Kn increases, the assumptions underlying the continuum description break down, and higher-order kinetic effects become significant. Various approximations to the Boltzmann equation, such as Grad's moment methods, attempt to extend the continuum description into the transition regime ($Kn \sim 1$), but struggle with stability and accuracy in non-convex domains, and may be difficult to generalize to porous media of industrial interest, such as air filters or shale gas extraction.

Motivated by these challenges, we designed a neural network that takes as input the spatial coordinates $(x_i, y_i), i = 1, 256^2$ and the Knudsen number Kn , and outputs the velocity components u_x, u_y , pressure p and deviatoric components of the stress tensors $\tau_{xy}, \tau_{xx}, \tau_{yy}$. This formulation captures the key physical quantities that characterize rarefied gas flows of industrial interest.

The basic question is whether the trained network encodes recognizable physical struc-

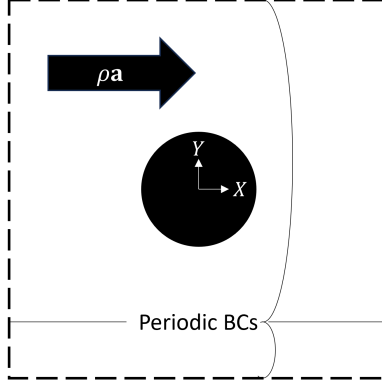


FIG. 1. Representation of the domain of a 2D rarefied gas flow through a cylinder array. The flow is assumed to be laminar, isothermal, weakly compressible, and is driven from left to right with a uniform body-force term $\rho \mathbf{a}$, where ρ is the uniform density and \mathbf{a} is an acceleration term.

ture.

Before discussing the results, let us first show that our problem does exhibit the three key properties we described as where neural networks should excel. To this purpose, let us remind ourselves of a few basic facts about the Boltzmann equation (BE).

A. The Boltzmann equation

This equation describes the dynamics of the probability density function $f(x, v; t)$, encoding the probability of finding a particle (atom, molecule) around position x in space at time t with molecular velocity v . For notational simplicity, we refer to the one dimensional case both in configuration and velocity space. In the absence of external forces, the BE reads as follows

$$\partial_t f + v \partial_x f = Q(f, f) \quad (10)$$

The left hand side represents the free streaming of the molecules, while the right hand side is a shorthand for the molecular interactions (collisions). This is expressed by a quadratic integral in velocity space involving the product $f(v)f(v')$ of two colliding particles with velocities v and v' in the same spacetime location (x, t) . In full splendor:

$$Q(f, f) = \int P(v, w|v', w') [f(v)f(w) - f(v')f(w')] dw dv' dw' \quad (11)$$

where (v, w) and (v', w') are the pre and post-collisional velocities, and $P(v, w|v', w')$ is the probability of such collision; by micro-reversibility this is the same as the probability of the inverse collision from (v', w') to (v, w) . In a way, P can be interpreted as the weight kernel of the "kinetic Boltzmann machine", one which needs zero training since the physics supplies all the information it takes. In particular, the collision term is subject to mass-momentum-energy conservation laws, namely:

$$\int Q(f, f)\{1, v, v^2\}dv = 0 \quad (12)$$

Summarizing, the streaming term is linear and nonlocal, while the collision term is local in configuration space, but quadratically nonlocal in velocity space. Streaming and collisions are permanently engaged in a relentless competition between the attraction to local equilibrium f^{eq} , obeying $Q(f^{eq}, f^{eq}) = 0$, and non-equilibrium transport away from it, driven by local heterogeneities. As mentioned earlier on, the ratio of the latter to the former is known as Knudsen number, Kn , measured by the ratio of the molecular mean free path to a typical macroscopic scale, say the gradient of macroscopic variables. The limit $Kn \rightarrow 0$ describes hydrodynamic motion, close to local equilibrium, whereas the BE describes rarefied gas motion far from local equilibrium.

Having clarified the basic structure of the BE, we can now appreciate the three aforementioned features in a more precise sense.

Nonlinearity: The problem exhibits a non-local quadratic nonlinearity in velocity space due to the two-body collisions. In configuration space, this term is local. *non-locality:* nonlocality in configuration space is encoded within the streaming operator which connects different positions at different time, say $f(x, v, t)$ turning into $f(x + v\Delta t, v, t + \Delta t)$ over a time lapse Δt . *Dimensionality* The problem lives in $6 + 1$ dimensions, three in space, three in velocity space, plus time. This is usually too much for grid methods, whence the use of Direct Simulation Monte Carlo technique [19]

Most importantly, such basic structure gives rise to *emergent* nonlinearity and nonlocality in configuration space, the one in which macroscopic observables, density, temperature, flow velocity, are defined. For instance, sheer integration of the BE upon the velocity variables delivers a nonlinear transport term of the form $u\partial_x u$, where $u \equiv u(x, t) = \int f(x, v, t)v dv / \int f dv$ is the macroscopic flow speed and $n = \int f dv$ is the number density of the flow. The above term is quadratically nonlinear and non-local at a time, a structure which, despite its appar-

ent simplicity, is responsible for the wealth of complexity of fluid turbulence. Also to be noted that the above structure, nonlocal linearity of the streaming step and local non-linearity of the collision step, forms the basis for powerful lattice formulations of the Boltzmann equation [20, 21].

Unlike most continuum flows, where transport properties are determined by local gradients, rarefied gas flows exhibit non-local effects due to the finite mean free path of molecules. The stress tensor at a given point is influenced not only by local velocity gradients but also by interactions occurring across a spatial region of comparable size to the mean free path. This nonlocal coupling is particularly evident in flows around curved surfaces, where momentum transfer is altered by the geometry. As a result, the stress-strain relationships deviate from classical hydrodynamic predictions, making the learned representations far more challenging to interpret.

V. LEARNING THE BOLTZMANN SOLUTIONS VIA PINN’S

In a recent paper, we have approximated the solution to the Boltzmann equation in two spatial dimensions using PINN’s [22]. In Fig. 2, each macroscopic variable provided by the PINN is presented. The PINN consists of 9 hidden layers, each with 100 neurons, using \tanh as an activation function. Prior to these \tanh layers, a Fourier layer is used to impose periodic boundary conditions at machine-precision, as described in [23, 24]. For completeness, the PINN architecture and other hyperparameters used in this study are summarized in Table. I. The neural network is regularized using the continuum equation and the Cauchy momentum equations, as described in detail in [22]. While the input space of the network remains low-dimensional (spanned by x, y, Kn), the underlying physics is high-dimensional due to the dependence of transport properties on the full velocity distribution function. However, the problem remains tractable because we focus on a reduced set of macroscopic variables. This makes the problem sufficiently complex to serve as a meaningful test case for explainability, and yet not so high-dimensional to make its analysis intractable.

By training the PINN on this problem, we effectively probe whether the network can learn structured representations that encode the physical picture previously described. To this purpose, we examine the weight matrices to assess whether their statistical properties reflect meaningful physical insights or whether they resemble more to random matrices, indicating

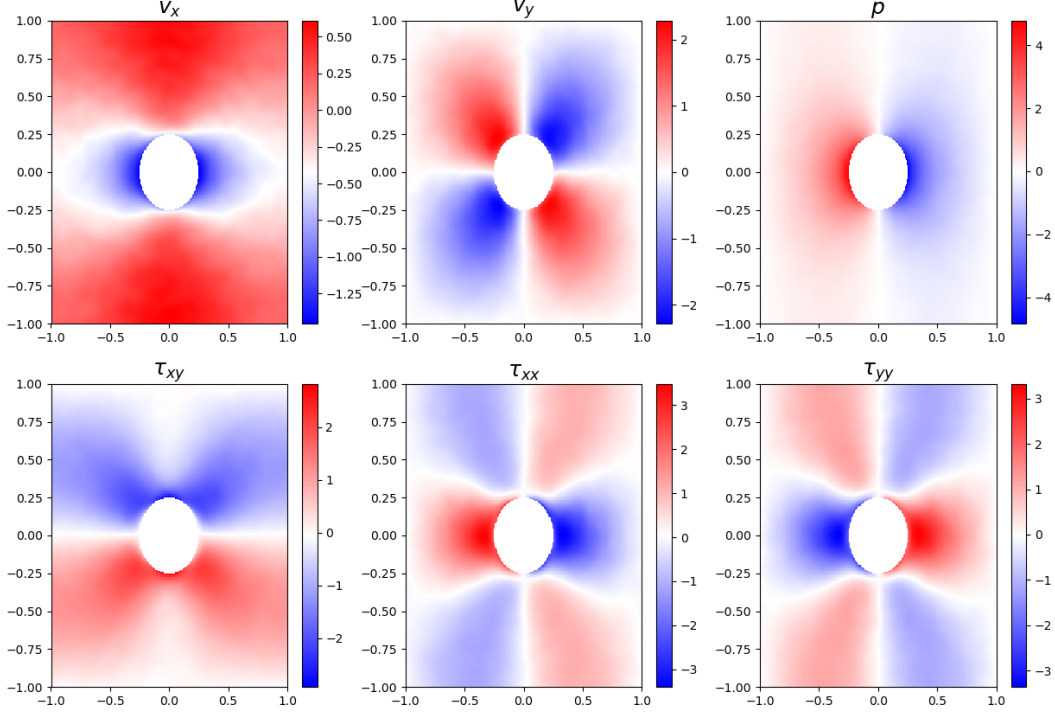


FIG. 2. Normalized macroscopic fields predicted by the PINN for $Kn = 1$. Each output variable was standardied over the full training domain in x , y and Kn , such as the resulting field has zero mean and unit variance. This normalization, applied to facilitate training convergence, explains the presence of negative values in v_x despite the imposed positive body force in the x -direction. Details of the normalization procedure are provided in Ref. [22]

a lack of structured learning.

The PINN is trained by means of numerical data obtained by direct simulation Monte Carlo of the associated Boltzmann equation. Since the problem is exquisitely physical in nature, one may expect that the weights would reflect somehow the physical symmetries of the problem and the integro-differential nature of the Boltzmann equation.

Inspection of the weight matrices $W_{ij}(l)$ at each layer $l = 0, 8$ reveals instead a quasi-random structure (see Fig. 3). A similar information is conveyed by the cumulative spectrum of the nine weight matrices, as shown in Fig. 4.

The same picture is also confirmed by inspection the statistics of the weights, which is

Optimizer	Adam
Learning rate	$\eta_t = \eta_0 \cdot 0.5(\alpha + (1 - \alpha) \cos(\frac{\pi t}{T}))$ with $\eta_0 = 10^{-4}$ $\alpha = 0.1$ $T = 10000$
Weight initialization	Glorot normal
$L^1 L^2$ weight decay	10^{-3}
Loss function	Mean square error
Network configuration	Input: 3 neurons (x, y, Kn) Fourier layer: $61 + 1 (Kn)$ neurons 9 deep layers with 100 tanh neurons Output: 6 $(v_x, v_y, p, \tau_{xy}, \tau_{xx}, \tau_{yy})$
Training and testing	Training data set: 20000 points PDE residual evaluation points: 15000 points Testing data set: 667016 points

TABLE I. The physics-informed neural network architecture and hyperparameters (See Ref. [22] for additional details).

pretty well fitted by a Gaussian distribution across all layers, as shown in Fig. 5. It could be argued that what matters is not the matrix structure at each layer, but their composition layer by layer. This aspect will be explored in a future publication, but since the product of Gaussian matrices is a gaussian matrix itself, it appears unlikely that inspection of the composite matrices would prompt a qualitative change of the picture presented here.

By and large, the weight matrices show a strong resemblance to Gaussian-distributed random matrices, with seemingly no "memory" of the mathematical structure of the physical problem.

A possible explanation for this lack of correspondence is that the discrete dynamical system analogy assumes an ordered metric structure for the discrete coordinates q_i , hence the weights W_{ij} . This is very restrictive in the context of machine learning at large, where the nodes host general input data and their interconnections do not generally bear any metric relevance. For the application in point, though, the lack of such metric structure is much less evident, since the input data is represented by the spatially structured pair of coordinates x_i, y_i . More precisely, on a regular spatial grid, the matrix associated with the

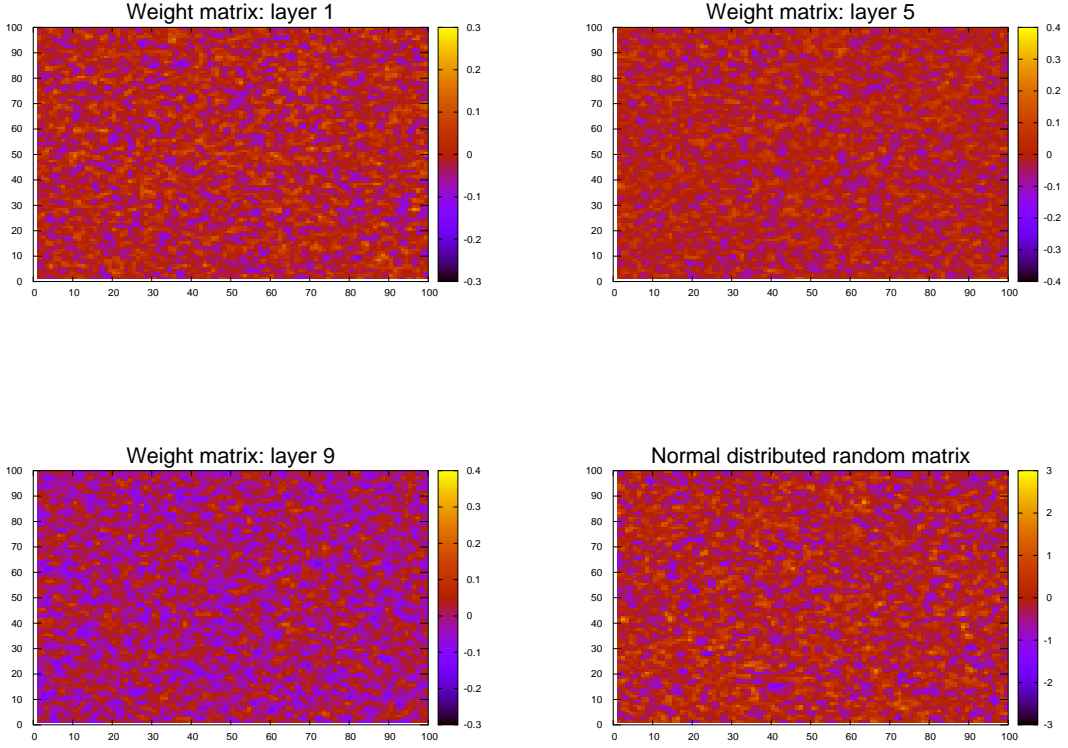


FIG. 3. The weight matrices of the input, mid and output layers. The bottom-left figure refers to a normally distributed random matrix

discrete Boltzmann operator would exhibit a block-tridiagonal structure. The blocks might be random, reflecting the stochastic nature of the Monte Carlo method in velocity space, but they would still display a tridiagonal structure in configuration space.

Hence, it appears that the PINN-based deep learning procedure and the numerical solution of the Boltzmann equation offer two largely distinct paths to the dynamics of the rarefied gas system under inspection.

VI. TENTATIVE CONCLUSIONS AND OUTLOOK

The inspection of the PINN application to the rarefied gas problem discussed in the previous sections seem to indicate that the PINN learning process develops its own dynamics, with no direct (explainable) link to the physical structure of the problem in point. In other

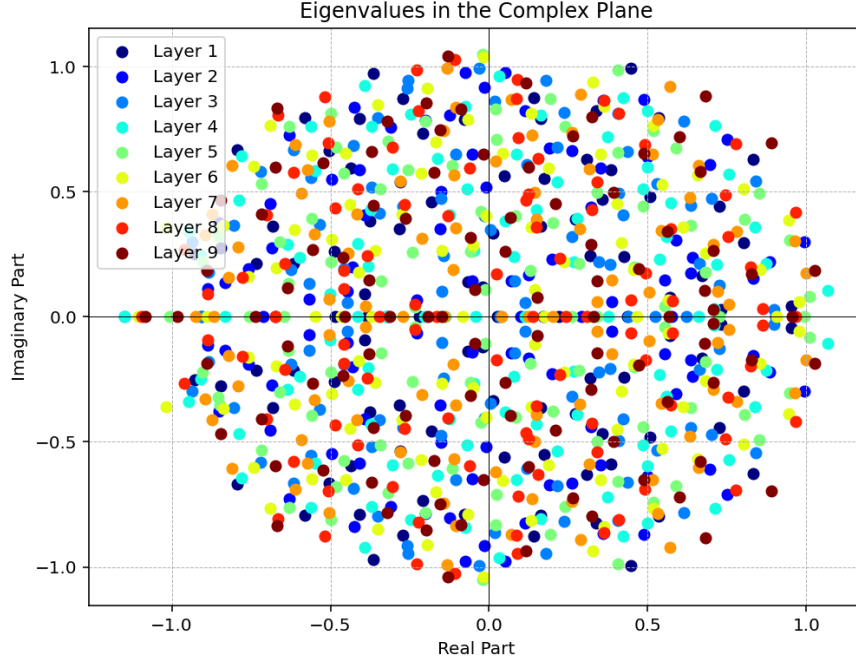


FIG. 4. The eigenvalues of the nine weight matrices across layers. The spectra show self-conjugation since the weight matrix is real but non-symmetric. They fill in the unit circle with nearly constant density, with visible finite-size fluctuations (not shown).

words, PINNs and direct Monte Carlo simulations provide two equivalent but distinct routes to the physical problem under inspection. The direct simulation route is grounded into the physics of the model (the Boltzmann equation), whereas in the PINN procedure, such insight is injected only indirectly through the Loss function and does not appear to show out in the structure of the weight matrices. Although no general conclusions can be drawn from this single representative example, these results provide a neat example of knowledge gained without physical insight (apart from the PINN constraint). The fact that this occurs already at the level of a comparatively simple and genuinely physical problem, leads to speculate that beyond a given threshold of complexity, Insight might indeed be a luxury we can no longer afford. This might be less surprising than it seems at first glance. Explainability assumes that ML operates under the criteria of the scientific method, because the scientific method is the product of our own brain, and explainability means precisely this: that our mind/brain can make sense of it. However, modern deep neural networks show an increasing departure from the human brain architecture; hence, what they are "solving" bears less and

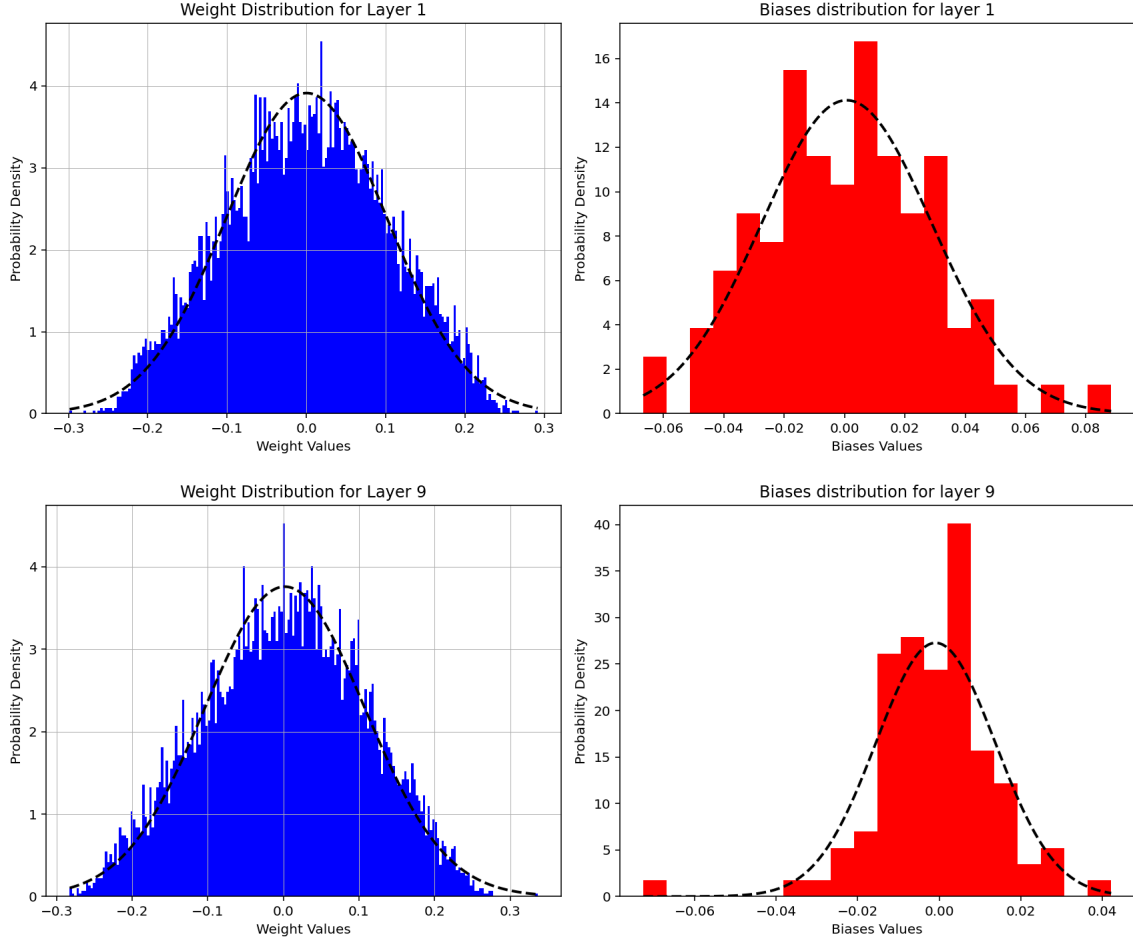


FIG. 5. The pdf of the weights of the first and the ninth (last) deep layers. The distribution is symmetric about zero, indicating a detailed balance between excitatory and inhibitory links. The right panel displays the statistics of the weights in the same layers, which are clearly affected by significant fluctuations.

less relevance to natural intelligence. In that respect, there is no a priori reason to expect explainability: ML could be inherently unexplainable to humans and likewise the scientific methods might be unexplainable to LLMs.

This might be disappointing at first glance, but it is not a problem per-se, as long as the lack of Insight does not translate into a reckless and potentially toxic use of ever larger and energy-devouring machines.

Differently stated, lack of Insight does not mean that science has to abandon the pursuit of more economic and astute ways to advance our knowledge of complex systems, in the pursuit of an optimal combination of these two distinct paths to knowledge.

AUTHOR’S DISCLOSURE ON THE USE OF AI FOR WRITING PURPOSES

The large language model ChatGPT-4o was used to assist in improving the clarity and conciseness of the English in this manuscript. The authors take full responsibility for the content and interpretations presented.

ACKNOWLEDGMENTS

SS is grateful to SISSA for financial support under the ”Collaborations of Excellence” initiative and to the Simons Foundation for supporting several enriching visits. He also wishes to acknowledge many enlightening discussions with PV Coveney, A. Laio, D. Spergel and S. Strogatz. JMT is grateful to the FRQNT ”Fonds de recherche du Québec - Nature et technologies (FRQNT)” for financial support (Research Scholarship No. 357484). SS and MD gratefully acknowledge funding by the European Union (EU) under the Horizon Europe research and innovation programme, EIC Pathfinder - grant No. 101187428 (iNSIGHT) and from the European Research Council ERC-PoC2 grant No. 101187935 (LBFAST).

-
- [1] A. Vaswani, N. Shazeer, N. Parmar, J. Uszkoreit, L. Jones, A. N. Gomez, Ł. Kaiser, and I. Polosukhin, Attention is all you need, *Advances in neural information processing systems* **30** (2017).
 - [2] S. Cai, Z. Mao, Z. Wang, M. Yin, and G. E. Karniadakis, Physics-informed neural networks (pinns) for fluid mechanics: A review, *Acta Mechanica Sinica* **37**, 1727 (2021).
 - [3] J. Jumper, R. Evans, A. Pritzel, T. Green, M. Figurnov, O. Ronneberger, K. Tunyasuvunakool, R. Bates, A. Žídek, A. Potapenko, *et al.*, Highly accurate protein structure prediction with alphafold, *nature* **596**, 583 (2021).
 - [4] N. P. O. 2025, All nobel prizes (2025).
 - [5] E. M. Bender, T. Gebru, A. McMillan-Major, and S. Shmitchell, On the dangers of stochastic parrots: Can language models be too big?, in *Proceedings of the 2021 ACM Conference on Fairness, Accountability, and Transparency*, FAccT ’21 (Association for Computing Machinery, New York, NY, USA, 2021) p. 610–623.

- [6] S. Strogatz, The end of insight, in *What is Your Dangerous Idea? Today's Leading Thinkers on the Unthinkable* (Simon & Schuster, 2007).
- [7] S. Succi, Chatbots and zero sales resistance, *Frontiers in Physics* **12**, 1484701 (2024).
- [8] Y. LeCun, Y. Bengio, and G. Hinton, Deep learning, *Nature* **521**, 436 (2015).
- [9] C. Anderson, The end of theory: The data deluge makes the scientific method obsolete, *Wired magazine* **16**, 16 (2008).
- [10] W. Hasperué, The master algorithm: how the quest for the ultimate learning machine will remake our world, *Journal of Computer Science & Technology* **15** (2015).
- [11] P. V. Coveney, E. R. Dougherty, and R. R. Highfield, Big data need big theory too, *Philosophical Transactions of the Royal Society A: Mathematical, Physical and Engineering Sciences* **374**, 20160153 (2016).
- [12] S. Succi and P. V. Coveney, Big data: the end of the scientific method?, *Philosophical Transactions of the Royal Society A* **377**, 20180145 (2019).
- [13] P. V. Coveney and R. Highfield, Artificial intelligence must be made more scientific, *Journal of Chemical Information and Modeling* **64**, 5739 (2024).
- [14] S. H. Strogatz, *Nonlinear dynamics and chaos: with applications to physics, biology, chemistry, and engineering* (Chapman and Hall/CRC, 2024).
- [15] T. Poggio, H. Mhaskar, L. Rosasco, B. Miranda, and Q. Liao, Why and when can deep-but not shallow-networks avoid the curse of dimensionality: a review, *International Journal of Automation and Computing* **14**, 503 (2017).
- [16] D. Hassabis, D. Kumaran, C. Summerfield, and M. Botvinick, Neuroscience-inspired artificial intelligence, *Neuron* **95**, 245 (2017).
- [17] S. Succi, A note on the physical interpretation of neural pde's, arXiv preprint arXiv:2502.06739 (2025).
- [18] J. Han, A. Jentzen, and W. E, Solving high-dimensional partial differential equations using deep learning, *Proceedings of the National Academy of Sciences* **115**, 8505 (2018).
- [19] G. A. Bird, Molecular gas dynamics, NASA STI/Recon Technical Report A **76**, 40225 (1976).
- [20] S. Succi, *The lattice Boltzmann equation: for complex states of flowing matter* (Oxford university press, 2018).
- [21] R. Benzi and S. Succi, Two-dimensional turbulence with the lattice boltzmann equation, *Journal of Physics A: Mathematical and General* **23**, L1 (1990).

- [22] J.-M. Tucny, M. Lauricella, M. Durve, G. Guglielmo, A. Montessori, and S. Succi, Physics-informed neural networks for microflows: Rarefied gas dynamics in cylinder arrays, *Journal of Computational Science* **87**, 102575 (2025).
- [23] S. Dong and N. Ni, A method for representing periodic functions and enforcing exactly periodic boundary conditions with deep neural networks, *Journal of Computational Physics* **435**, 110242 (2021).
- [24] L. Lu, R. Pestourie, W. Yao, Z. Wang, F. Verdugo, and S. G. Johnson, Physics-informed neural networks with hard constraints for inverse design, *SIAM Journal on Scientific Computing* **43**, B1105 (2021).