

Barrier induced stalemate-consensus transition of self-propelled participants subject to majority rule

Yan-Wen Xiao,^{*} Wei-Chen Guo,^{*} Bao-Quan Ai,[†] and Liang He[‡]

Institute for Theoretical Physics, School of Physics,

South China Normal University, Guangzhou 510006, China

*Key Laboratory of Atomic and Subatomic Structure and Quantum Control (Ministry of Education),
Guangdong Basic Research Center of Excellence for Structure and Fundamental Interactions of Matter,*

School of Physics, South China Normal University, Guangzhou 510006, China and

Guangdong Provincial Key Laboratory of Quantum Engineering and Quantum Materials,

Guangdong-Hong Kong Joint Laboratory of Quantum Matter,

South China Normal University, Guangzhou 510006, China

Natural or artificial barriers—such as the Himalayas, the Berlin Wall, or the Korean Demilitarized Zone—can significantly impede human migration. As a consequence, they may also hinder the dissemination of opinions within society, thereby contributing to divergent geopolitical landscapes and cultural developments. This raises a fundamental question: how do such barriers influence the opinion dynamics of mobile agents, such as human beings? In particular, can a barrier induce transitions in collective opinion states among spatially segregated groups? Here, we investigate the opinion dynamics governed by majority rule in a minimal model comprising self-propelled agents with binary opinions performing random walks within a closed space divided by a barrier. We focus on the conditions under which initially segregated clusters of agents with opposing opinions can reach consensus. Our results reveal the existence of a critical barrier size that marks a transition between stalemate and consensus states. Near this critical point, the relaxation time to reach consensus from an initial stalemate exhibits a power-law divergence. This barrier-induced stalemate-consensus transition in a simple agent-based model offers new insights into the role of physical or social barriers in shaping opinion dynamics and social structures.

I. INTRODUCTION

Humans, as social beings, constantly exchange opinions, giving rise to complex and intriguing opinion dynamics [1–4]. By identifying fundamental principles and general mechanisms underlying these seemingly elusive processes, theoretical research on opinion dynamics has demonstrated its practical value in diverse areas, such as predicting election outcomes [5, 6], assessing advertising effectiveness [7, 8], planning transportation systems [9], and managing public opinion [10–12]. However, due to the inherently subjective and abstract nature of opinions, developing models with robust explanatory power for the rich phenomena of opinion dynamics remains a persistent challenge.

A particularly captivating topic in this field is the confrontation of binary opinions, such as those observed in two-party political systems. Several well-known models have been proposed to address this and related phenomena, including voter-like models [13–16], Ising-like models [17–20], the Sznajd model [21], the Galam model [22, 23], the Deffuant-Weisbuch model [24–26], and the Hegselmann-Krause model [27, 28]. Beyond traditional lattice-based models, research has also extended to models on networks [29–40] and hypergraphs [41–43], where the structures in which opinion agents operate can be

either static or coevolve with the agents.

In most of these models, opinion agents are typically represented as binary variables, with their evolution governed by specific rules that reflect decision-making processes. These rules are often inspired by physical analogies. For example, the majority rule and its variants posit that agents tend to align their opinions with the dominant opinion of their neighbors [22], akin to the ferromagnetic coupling in spin systems. However, two important aspects that are common in real-world scenarios have been relatively overlooked. First, the mobility of opinion agents can drive both conflict and integration, potentially giving rise to richer phenomena, such as the scaling properties of human travel [44, 45]. Second, physical geographical barriers, such as mountains or national borders, can impede agent migration and influence regional opinion distribution, as evidenced by sociocultural patterns [46, 47]. Thus, incorporating the mobility of opinion agents alongside physical barriers could offer a more accurate and comprehensive framework for capturing the rich phenomena of opinion dynamics.

In this work, we explore the coupled effects of agent mobility and physical barriers on opinion dynamics by considering a minimal model of self-propelled particles undergoing random walks in a two-dimensional enclosed square domain with a central barrier [see Fig. 1a(1) for a schematic illustration]. At each time step, particles update their positions via random motion and then synchronously adopt the majority opinion of those within their field of view. We focus on the conditions under which initially segregated clusters of agents with oppos-

^{*} These authors contributed equally to this work.

[†] aibq@sncu.edu.cn

[‡] liang.he@sncu.edu.cn

ing opinions can reach consensus. We find that the system exhibits a transition from a stalemate to a consensus state at a critical barrier opening size O_c . Near this critical point, the relaxation time required to reach consensus from an initial stalemate diverges following a power-law

scaling. These findings highlight a novel barrier-induced stalemate-consensus transition and offer new insights into the role of physical obstacles in shaping the collective opinion dynamics of mobile agents.

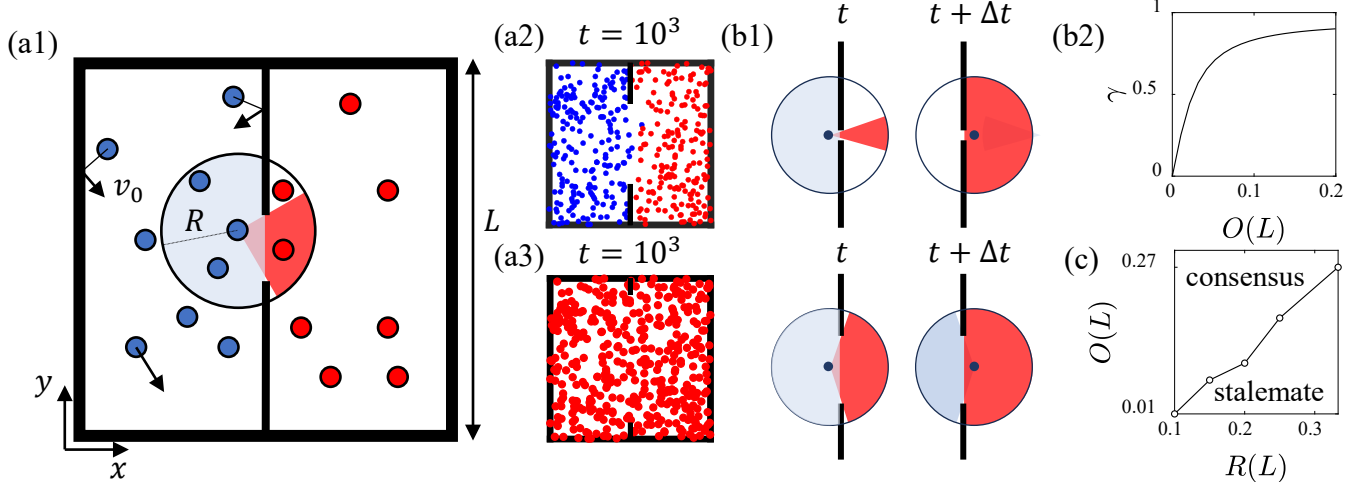


Figure 1. (a1) The schematic of the binary opinion random walk particle model. Here, the circles of different colors marks the particles of different opinion parties. Each particle walks randomly with a constant v_0 independently and will consider the opinions of particles within its circle view field of radius R to update its opinion. The barrier and the boundary will reflect a particle if the collision happens. Notably, This barrier will also obstruct the line of sight. (a2)(a3) Typical configurations of the system. Despite evolving for the same amount of time, the system with larger barrier size has reached to a consensus state. (b1) The illustration of how a particle that will cross the opening encounters the changing opinion environment. From geometry, we mark the opinion areas (that this particle can see) populated by particles with distinct opinions with colors. their area size are denoted by the characters $A_{(\cdot)}$. (b2) And then the opinion environment factor γ can be estimated. Its trend with the opening enlarged is plotted. [See text for more information] (c1) The critical opening size O_c that separates the final state into consensus or stalemate state is found. (c2) In the case of a larger view field radius, a particle can encounter sharper opinion environment change, which is measured by γ .

II. SYSTEM AND MODEL

To investigate the influence of agent mobility and physical barriers on opinion dynamics, we consider a minimal system consisting of N self-propelled agents (particles) with binary opinions, performing random walks in a 2D square box of size L [See Fig. 1a(1)]. At the center of the box, a line-shaped barrier with an opening of length O represents real-world geographical or artificial obstacles, such as mountains, national borders, or modern information cocoons created by recommendation algorithms, which hinder the exchange of opinions. The particles elastically collide with either the barrier or the box boundary when they approach these boundaries. Each particle has a circular field of view with radius R , and the presence of the barrier may obstruct part of its view. A particle perceives the opinions s_i of other particles within its field of view and updates its own opinion at each time step according to the simple majority rule, as described by Eq. (2). The equations of motion for the

system assume the following discrete form:

$$\mathbf{r}_j(t + \Delta t) = \mathbf{r}_j(t) + \mathbf{v}_j(t)\Delta t, \quad (1)$$

$$s_j(t + \Delta t) = \begin{cases} s_j(t) & \text{if } \sum_{i \in V_j} s_i s_j > 0, \\ -s_j(t) & \text{otherwise,} \end{cases} \quad (2)$$

where $\mathbf{r}_j(t)$, $\mathbf{v}_j(t)$, and $s_j(t)$ represent the position, velocity, and binary opinion of the j -th particle at time t , respectively, and Δt is the time step. The velocity of the particle \mathbf{v}_j is given by $\mathbf{v}_j = v_0 \cos(\theta_j(t))\hat{\mathbf{e}}_x + v_0 \sin(\theta_j(t))\hat{\mathbf{e}}_y$, where v_0 is a constant speed and $\theta_j(t)$ is a random variable uniformly distributed within the interval $[0, 2\pi]$. The opinion $s_j(t)$ takes the values ± 1 , representing two opposing opinions, and V_j denotes the set of particles within the field of view of the j -th particle.

This system is distinct from several well-known models of opinion dynamics. Due to the agents' mobility and finite fields of view, the set of neighboring agents with which an agent interacts is finite and evolves over time.

In contrast, the Galam model [22] assumes that every agent interacts with all others, and the voter model [13] and Sznajd model [21] are defined on static networks with fixed agent positions and neighborhoods.

The mobility of agents in our model introduces an intriguing interplay between the spread of opinions driven by spatial movement and the suppression of opinion ex-

change imposed by the barrier. This raises a fundamental question: what kinds of transitions might emerge in such a system? As we demonstrate in the following section, the system undergoes a stalemate-consensus transition induced by the presence of a finite barrier. At the critical point of this transition, the typical timescale for achieving consensus diverges algebraically.

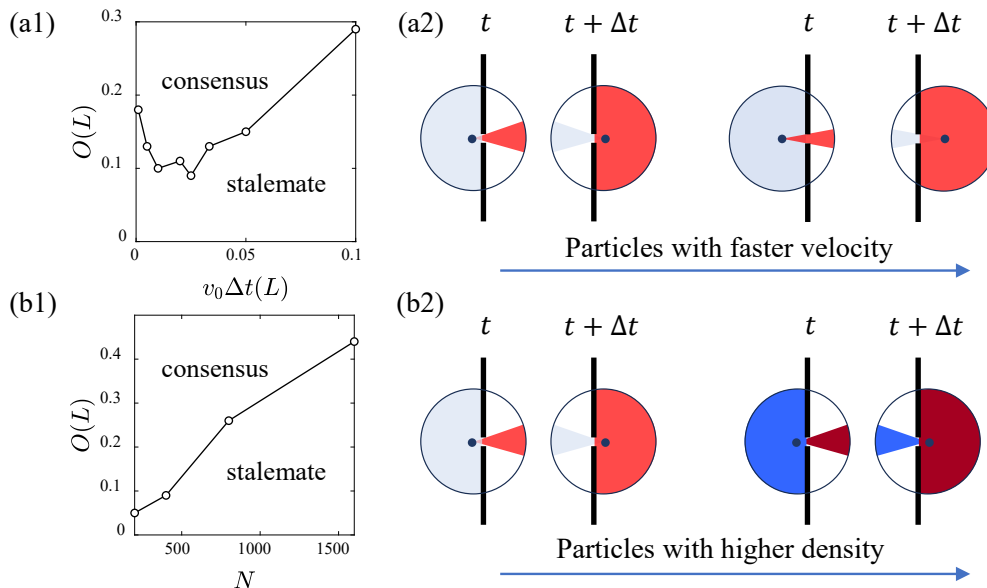


Figure 2. (a1)(b1) The influence of particle velocity and particle density on the critical opening size, respectively. In (a1), the minimal value of O_c is observed when the particle velocity $v_0\Delta t = 0.025L$. (a2) The mechanism of velocity - regulated critical opening size: Particles with higher velocities are more likely to penetrate deeper into the adversarial particle cluster, reducing their chance of maintaining their original opinions at $t + \Delta t$. This explains the interval over which O_c increases with particle velocity. (b2) The mechanism of density - regulated critical opening size: Increased particle density reduces relative density fluctuations within a particle's view field. Consequently, a particle crossing the opening perceives smaller density differences between the two opinion camps, which is unfavorable to filling the gap between its view angles regarding the two camps. Therefore, a particle inevitably switch its opinion at $t + \Delta t$.

III. BARRIER-INDUCED STALEMATE-CONSENSUS TRANSITION AND ITS CRITICAL SCALING

Most of the results presented below are obtained by directly simulating the equations of motion of the system, Eqs. (1, 2) numerically. We set $L = 1$ and $\Delta t = 1$, choosing these as the units for length and time, respectively. Unless otherwise specified, we use a total particle number $N = 400$, and a field of view radius $R = L/5$. At the initial time ($t = 0$), the system is initialized with $N/2$ particles with opinion -1 , uniformly distributed on one side of the barrier, and $N/2$ particles with opinion $+1$ on the other side, representing two macroscopic groups with opposing opinions. We then monitor the opinion conflicts in the presence of the barrier during the dynamics, particularly focusing on whether the system transitions from

a stalemate state (with two macroscopic groups holding opposite opinions) to the consensus state (with a single macroscopic group holding the same opinion).

A. Barrier-induced stalemate-consensus transition

In the absence of barrier $B = 0$, the initialized two-party particles diffuse to each other's side and meanwhile the particles on the border of the two-party flip their opinions frequently due to the majority rule and in turn change the shape of the border. Combined with the ergodicity in position of a random walk particle, the system will inevitably converges to a final consensus absorbing state: all particles in opinion -1 or $+1$. On the other hand, when the barrier completely isolate the movement and field of view of the two-party particles ($B = L$),

it is apparent that the stalemate state (both kinds of opinions exist) can maintain forever. It is reasonable to predict that a critical opening size O_c exists, which delineates the system's final state into either a consensus or a stalemate.

A single-particle picture proposed helps to clarify the existence of the critical opening size. Due to the view block of barrier, only the particles near the opening have the chance to flip their opinions (at the beginning period of evolution) and hence their opinion switch is crucial to the propaganda of a party's opinion to the other side. For the pure random walk of the particles, one may regard that the particle density is basically equal in the whole. And at the beginning stage of evolution, each side of barrier is nearly occupied by particles of only one party. Combining these two approximation, one can therefore evaluate the ratio of the number of two factions of particles seen by a particle, directly using the ratio of the corresponding field of view area. We define an environment change factor:

$$\gamma = \frac{A_R}{A_L} \frac{A_{L'}}{A_{R'}}, \quad (3)$$

where A_R/A_L represents the ratio of the number of enemy particles to the number of friendly particles seen by the particle at time t . Assuming at $t+1$ it walks through the opening, $A_{L'}/A_{R'}$ represents the ratio of the number of friendly particles to the number of enemy particles seen by the particle at time $t+1$ [See Fig. 1(b1)]. Therefore, γ reflects how sharp the opinion environment change for a particle that crosses the opening. Further, assuming that the position of the particle at time t and $t+1$ is symmetric about the opening, one can obtain a more compact form:

$$\gamma = \frac{A_R}{A_L} \frac{A_{L'}}{A_{R'}} = \frac{A_R}{A_L} \frac{A_R}{A_L} = \left(\frac{A_R}{A_L} \right)^2. \quad (4)$$

Actually, γ determines whether a particle can keep its original opinion after crossing the opening. The $\gamma \approx 0$ limit means a drastic opinion environment variation: a particle surrounded by its partners at t will face a surge of hostile particles at $t+1$ [See Fig. 1(b1), the top plot]. So in this case, the particle is easily absorbed by enemies in terms of opinion. On the contrast, the $\gamma \approx 1$ limit means a smooth opinion environment switch: Both at t and $t+1$, a particle can see basically equal two-party opinions in number [See Fig. 1(b1), the bottom plot]. This helps to a particle maintain its opinion and then transmit it to the enemy side. Therefore, the transition point with more insight is captured by a certain critical point γ_c (between 0 to 1). With the other parameters fixed, γ is directly mediated by the opening size O . So tuning O naturally leads to a stalemate-consensus transition [See Fig. 1(b2)].

Also notice if scaling up the field of view parameter R [See Fig. 1(c2)], to keep γ invariant (still on a certain critical γ_c), one should correspondingly lift the opening size. Hence a larger view field radius R can cause a larger

critical opening size. Indeed, the average of γ decreases with R for a fixed opening size in simulation. Fig. 1(c1) demonstrates the monotonic increase of critical opening size with R as a numerical result. According to this trend, a much smaller R may lower the critical opening size to around 0. However, the very local view field has already made the majority rule lose its actual meaning because in such a limited scope, the neighbors considered by the majority rule have not formed the real "majority".

One may notice in Fig. 1(b2), the upper bound of γ is below 1 no matter how the opening is enlarged in the single-particle picture and thus deem a particle after crossing the opening will always immediately flip its opinion, not causing opinion transmission. In fact, the key is that the local particle density fluctuation beyond the mean field picture may fill the crucial gap of γ from $\lesssim 1$ to 1. In simulation, statistic results show that with the opening size squeezed the proportion of $\gamma < 1$ is increasing while there still exists a small proportion of γ is above 1 [See Fig. 3(a)].

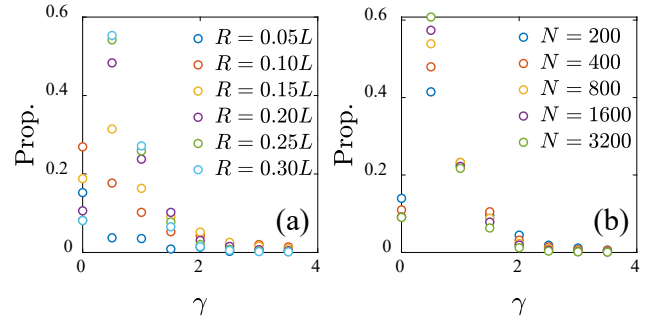


Figure 3. Numerical results showing the distribution of the opinion environment factor γ . (a) As the view field radius R increases, the proportion of γ values below 1 also increases. (b) Similarly, as the number of particles N increases, the proportion of γ values below 1 increases. Here, we fix $O = 0.25L$.

B. Influences of mobility and density

Opinions are embedded in each particle and thus faster particle movement is equivalent to faster opinion dissemination in this sense. But numerically tuning $v_0\Delta t$ from $0.001L$ to $0.1L$, the corresponding O_c undergoes an interesting V-shaped change [See Fig. 2(a)], reaching its minimum around $v_0\Delta t = 0.025L$. We need to tackle this problem piece by piece. For the regions where O_c increases monotonically (from $0.025L$ to $0.1L$), the mobility is adjusted from a moderate value to an excessively large one. When the speed is too high, the particle at time $t+1$ will enter a deeper opinion region of the opposing side. Since it is isolated ($\gamma \sim 0$), it immediately flips its opinion, and true opinion propagation cannot be formed. On the contrary, when the speed drops from a moderate to extremely low value (from $0.025L$ to

0.001 L), a particle lingers longer in the small area near the opening where two kinds of opinions coexist. This increases the probability of opinion reversal of a particle, preventing enough particles with the original opinion from crossing to the opposite side of the barrier. To compensate, the opening must widen to allow more particles to have the freedom to walk to the other side. Accordingly, we see the increase of the critical opening size.

As discussed in Sec. III A, local particle density fluctuation lifting opinion environment factor to $\gamma=1$ is key to opinion spread. By arising the particle density (equivalent to particle number N for a fixed system size), O_c exhibits a monotonic increase [See Fig. 2(b)], which, if understanding it from the single-particle picture, indicates that the ability of the fluctuation to lift γ is weakened. In other words, the relative density fluctuations are reduced. Hence the interpretation is qualitatively matched with the basic principle of statistic physics: as particle number $N \rightarrow \infty$, the relative density fluctuations are suppressed. In simulation, we find that the proportion of $\gamma < 1$ monotonically increases with the increase of particle density, which is another evidence for the suppression of opinion merging if considering our single-particle picture [See Fig. 3(b)].

The critical exponent characterizes how physical quantities depend on system parameters near a critical point. In the model, there is no need to completely close the opening to avoid opinion merging. Instead, below a certain opening size $O(> 1)$, the consensus probability P_{co} undergoes an abrupt drop to around zero, indicating the existence of a barrier-induced opinion transition [See Fig. 4(a1)(b1)(c1)]. Technically, we define the critical opening size as the largest value of O that results in $P_{co} = 0$. In log-log scale [See Fig. 4(a2)(b2)(c2)], we demonstrate the scaling law of the consensus time t^* , with the critical exponent strongly influenced by the system parameters. Through extrapolation, we observe the divergence of the consensus time at $O \approx O_c$, which excludes the possibility that the failure to reach a consensus state in the system is due to limitations in the duration

of the simulation.

IV. CONCLUSION AND OUTLOOK

In this work, we have introduced a minimal model to investigate the interplay between agent mobility and physical barriers in shaping collective opinion dynamics. Focusing on conditions under which initially segregated clusters of agents with opposing opinions can reach consensus, we find that the system undergoes a transition from a stalemate to a consensus state at a critical barrier opening size. At this critical point, the relaxation time required to reach consensus from an initial stalemate diverges according to a power-law scaling. Beyond establishing this phase transition, our findings suggest a broader framework for exploring opinion dynamics in spatially heterogeneous environments. The present model—where the opinion degrees of freedom do not influence the translational dynamics—also invites future extensions that incorporate social or information-driven interactions through opinion-dependent potentials. We believe this study will stimulate further investigations into the dynamics of mobile opinion agents in the presence of realistic spatial constraints, contributing to both the theoretical foundation and practical modeling of sociophysical systems.

ACKNOWLEDGMENTS

This work is supported by the NKRDPC (Grant No. 2022YFA1405304), NSFC (Grant Nos. 12075090, 12275089, and 12475036), and Guangdong Basic and Applied Basic Research Foundation (Grant Nos. 2022A1515010449, 2023A1515012800, and 2024A1515012575), and Guangdong Provincial Key Laboratory (Grant No. 2020B1212060066).

-
- [1] C. Castellano, S. Fortunato, and V. Loreto, *Rev. Mod. Phys.* **81**, 591 (2009).
 - [2] C. Bechinger, R. Di Leonardo, H. Löwen, C. Reichhardt, G. Volpe, and G. Volpe, *Rev. Mod. Phys.* **88**, 045006 (2016).
 - [3] J. Török, G. Iñiguez, T. Yasserli, M. San Miguel, K. Kaski, and J. Kertész, *Phys. Rev. Lett.* **110**, 088701 (2013).
 - [4] J. Shao, S. Havlin, and H. E. Stanley, *Phys. Rev. Lett.* **103**, 018701 (2009).
 - [5] S. Galam, *Physica A* **333**, 453 (2004).
 - [6] A. T. Bernardes, D. Stauffer, and J. Kertész, *Eur. Phys. J. B* **25**, 123 (2002).
 - [7] K. Schulze, *Int. J. Mod. Phys. C* **14**, 95 (2003).
 - [8] C. Sznajd-Weron and R. Weron, *Physica A* **324**, 437 (2003).
 - [9] M. L. Pira, G. Inturri, M. Ignaccolo, A. Pluchino, and A. Rapisarda, *Procedia Comput.* **52**, 884 (2015).
 - [10] J. Han, M. Li, and L. Guo, *J. Syst. Sci. Complex.* **19**, 54 (2006).
 - [11] S. Kurz, *J. Differ. Equ. Appl.* **21**, 633 (2015).
 - [12] Z.-G. Ding, H.-M. Liang, Y.-C. Dong, F. Chiclana, E. Herrera-Viedma, and F. J. Cabrerizo, *Procedia Comput.* **91**, 617 (2016).
 - [13] A. H. Richard and M. L. Thomas, *Ann. Probab.* **3**, 643 (1975).
 - [14] R. Lambiotte, J. Saramäki, and V. D. Blondel, *Phys. Rev. E* **79**, 046107 (2009).
 - [15] N. Crockidakis and P. M. C. de Oliveira, *Phys. Rev. E* **92**, 062122 (2015).
 - [16] N. Khalil, M. S. Miguel, and R. Toral, *Phys. Rev. E* **97**, 012310 (2018).

- [17] A. K. Chandra, *Phys. Rev. E* **85**, 021149 (2012).
- [18] S. Galam and A. C. R. Martins, *Phys. Rev. E* **91**, 012108 (2015).
- [19] C. Anteneodo and N. Crokidakis, *Phys. Rev. E* **95**, 042308 (2017).
- [20] O. Devauchelle, P. Szymczak, and P. Nowakowski, *Phys. Rev. E* **109**, 044106 (2024).
- [21] K. Sznajd-Weron and J. Sznajd, *Int. J. Mod. Phys. C* **11**, 1157 (2000).
- [22] S. Galam, *Eur. Phys. J. B* **25**, 403 (2002).
- [23] A. Ellero, G. Fasano, and A. Sorato, *Phys. Rev. E* **87**, 042806 (2013).
- [24] G. Deffuant, D. Neau, F. Amblard, and G. Weisbuch, *Advances in Complex Systems* **3**, 87 (2000).
- [25] G. J. Li and M. A. Porter, *Phys. Rev. Res.* **5**, 023179 (2023).
- [26] C.-W. Huang, Q.-L. Dai, W.-C. Han, Y.-E. Feng, H.-Y. Cheng, and H.-H. Li, *Physica A* **499**, 428 (2018).
- [27] R. Hegselmann and U. Krause, *J. Artif. Soc. Soc. Simul* **5**.
- [28] W.-C. Han, C.-W. Huang, and J.-Z. Yang, *Physica A* **531**, 121791 (2019).
- [29] P. Holme and H.-H. Jo, *Phys. Rev. E* **93**, 052308 (2016).
- [30] F. Fu and L. Wang, *Phys. Rev. E* **78**, 016104 (2008).
- [31] R. Wang and Q.-A. Wang, *Phys. Rev. E* **84**, 036108 (2011).
- [32] L. Cao and X. Li, *Phys. Rev. E* **77**, 016108 (2008).
- [33] A. C. R. Martins, *Phys. Rev. E* **78**, 036104 (2008).
- [34] B. Qu, Q. Li, S. Havlin, H. E. Stanley, and H.-J. Wang, *Phys. Rev. E* **90**, 052811 (2014).
- [35] I. J. Benczik, S. Z. Benczik, B. Schmittmann, and R. K. P. Zia, *Phys. Rev. E* **79**, 046104 (2009).
- [36] K. Sugishita, M. A. Porter, M. Beguerisse-Díaz, and N. Masuda, *Phys. Rev. Res.* **3**, 023249 (2021).
- [37] X. F. Meng, R. A. V. Gorder, and M. A. Porter, *Phys. Rev. E* **97**, 022312 (2018).
- [38] S. K. Maity, T. V. Manoj, and A. Mukherjee, *Phys. Rev. E* **86**, 036110 (2012).
- [39] A. Tartaglia, L. F. Cugliandolo, and M. Picco, *Phys. Rev. E* **92**, 042109 (2015).
- [40] M. Bartolozzi, D. B. Leinweber, and A. W. Thomas, *Phys. Rev. E* **72**, 046113 (2005).
- [41] N. Papanikolaou, G. Vaccario, E. Hormann, R. Lambiotte, and F. Schweitzer, *Phys. Rev. E* **105**, 054307 (2022).
- [42] N. W. Landry and J. G. Restrepo, *Phys. Rev. E* **108**, 034311 (2023).
- [43] J. Noonan and R. Lambiotte, *Phys. Rev. E* **104**, 024316 (2021).
- [44] D. Brockmann, L. Hufnagel, and T. Geisel, *Nature* **439**, 462 (2006).
- [45] C. Song, T. Koren, P. Wang, and A.-L. Barabási, *Nature Physics* **6**, 818 (2010).
- [46] W.-J. Wu, J.-H. Wang, T.-S. Dai, and X. Wang, *Ann. Am. Assoc. Geogr.* **108**, 277 (2018).
- [47] X.-Q. Tang, X.-H. Yang, and J.-X. Qian, *Progresss in Geography* **33**, 969 (2014).

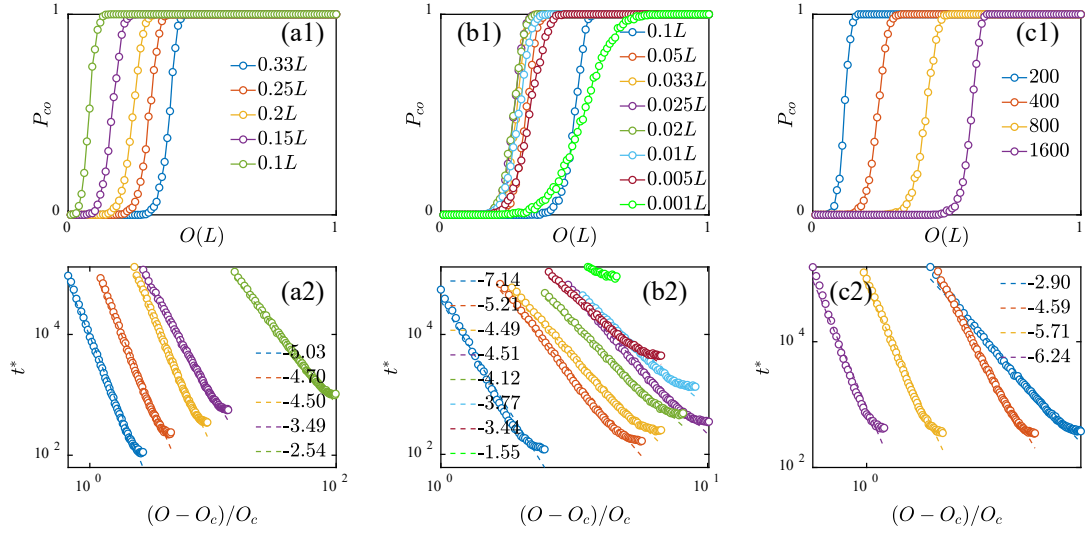


Figure 4. The scaling law near the critical opening size. The consensus probability P_{co} (calculated from 10^3 independent trajectories) for different view field radius (a1), velocity of particle (b1) and numbers of particles (c1). And in the legends of these plots, we mark the corresponding parameter values. The sharp change in the consensus probability with the opening size O is used to identify the value of the critical opening size. In log-log scale, the critical exponents for varied view field radius (a2), velocity of particles (b2) and number of particle (c2) are extracted, which are presented in the legends. Here, t^* is the consensus time (exit time). To avoid the misleading consensus time from the maximal simulation time limit, We select the interval that the O value is above the minimal O value that just let $P_{co} = 1$ to implement the fitting.