

Bifunctional enzyme action as a source of robustness in biochemical reaction networks: a novel hypergraph approach

Badal Joshi^{1*} and Tung D. Nguyen²

¹*Department of Mathematics, California State University San Marcos (bjoshi@csusm.edu)*

²*Department of Mathematics, University of California Los Angeles (tungdnguyen@math.ucla.edu)*

Abstract

Substrate modification networks are ubiquitous in living, biochemical systems. A higher-level hypergraph “skeleton” captures key information about which substrates are transformed in the presence of modification-specific enzymes. Many different detailed models can be associated to the same skeleton, however uncertainty related to model fitting increases with the level of detail. We show that essential dynamical properties such as existence of positive steady states and concentration robustness can be extracted directly from the skeleton independent of the detailed model. The novel formalism of directed hypergraphs is used to prove that bifunctional enzyme action plays a key role in generating robustness. Moreover, we use another novel concept of “current” on a directed hypergraph to establish a link between potentially remote network components. Current is an essential notion required for existence of positive steady states, and furthermore, current-balance combined with bifunctionality generates concentration robustness.

1 Introduction

Design principles underlying network outputs can reveal insights into the biochemical function, network origins and operating mechanisms. Bifunctional enzyme action has been found responsible for output robustness in a series of studies combining mathematical modeling with experimentation [1, 2, 3, 4, 5]. The mechanism relies on a protein that performs opposing kinase and phosphatase activities. A robust output is essential for the reliable functioning of thousands of signaling systems [6, 7, 8]. Building on the previous models, widely cited work of Shinar and Feinberg [9] gave a mathematical theorem with precise, and simple to check, sufficient conditions for concentration robustness. These conditions, such as deficiency of one, are strictly mathematical in nature and are not connected with any known biochemical mechanism. Moreover, there are at least two limitations to its applicability: (1) the condition of deficiency one restricts the class of networks where the theorem applies, and (2) the theory is silent on existence of positive steady states. It is well-known that concentration robustness can arise in networks of any deficiency: low (zero, one) or high (two or more). Most networks in biochemistry have high deficiencies, while the existing theorems apply to low deficiency networks only, see also [10]. In this work, we develop mathematical theory that is closely connected with the structure of biochemical networks and the mechanism of bifunctional enzyme action. In doing so we uncover deeper operational principles while simultaneously removing the dependence on deficiency. In fact, the deficiency parameter (which does not have a biochemical meaning) is unimportant in this new theory. Furthermore, the new theory does not even require the precise reaction network to be known. Many different detailed models (which may as yet be experimentally unraveled) may be unified by a simpler description which we call “skeleton”, and only knowing this will suffice to apply the new results. Finally, the new theory also gives precise conditions for existence of positive steady states, a property that is essential for robustness.

The main goal of this paper is to prove the following compact but powerful result and then to apply it to several key biochemical systems to reveal the presence of robustness.

Suppose that a pair of hyperedges in the skeleton of a substrate modification network is current-balanced and bifunctional. Then the tail of the antagonist edge has concentration robustness in the mass action system of any detailed model.

There are multiple terms in the above statement that will be unfamiliar to readers. To give a complete explanation, we will need to develop these ideas in turn. The first “substrate modification network” (see Section 2) as a class subsumes most biochemical reaction networks, showing the broad applicability of the theory. Next we dive into “detailed model” (see Section 3) which captures the inner workings of substrate modifications, and includes the details about the roles of enzymes and intermediate compounds. When viewed at a higher level, these inner processes are hidden and several detailed models are unified by a common “skeleton”. We apply the powerful mathematical formalism of “hypergraphs” (instead of the usual graphs) to describe reaction dynamics. See Section 4 for explanation of skeletons and more generally hypergraphs. The notions of “current” and “current balance” (see Section 5) are borrowed from electric circuits (which are undirected graphs) and adapted for directed hypergraphs. The application of current to directed hypergraphs is novel and, to the best of our knowledge, does not exist in the published literature. “Bifunctionality” (see Section 6 and [6]) is a type of action that occurs via the same enzyme in two different places in the network. The form of the enzyme molecule and, therefore, its role is also different in the two places where it acts. The enzyme and the enzyme-substrate compound are “agonist” where the unbound enzyme facilitates some substrate modification. When the compound itself becomes an enzyme for another substrate modification, it is an “antagonist”. “Concentration robustness” (see Section 7) is where a product of substrate concentrations is invariant across all positive steady states. This includes the special case where a single substrate concentration is invariant, referred to as “absolute concentration robustness” in the literature. The rough sketch of ideas presented above suggests that a detailed exposition is necessary for the pithy but powerful result in the box to make sense and be readily deployable to biochemical applications. This is the purpose of the rest of this paper. In the Supplement of the paper, we give rigorous mathematical definitions of each concept, more examples and explanations, and state and prove rigorous mathematical theorems.

We demonstrate our results on the EnvZ-OmpR system from [6]. As shown in Figure 1 (a) and (c), two different detailed models (reaction networks) are presented for the EnvZ-OmpR system in [9]. Both detailed models have the same substrate skeleton which is a directed hypergraph (Figure 1 (b)). The nodes of this hypergraph are the substrates X , X_p , Y and Y_p (where X_p and Y_p are just phosphorylated forms of X and Y). The hypergraph has three hyperedges: $X \rightarrow X_p$, $Y_p \rightarrow Y$ and $\{X_p, Y\} \rightarrow \{X, Y_p\}$. The crucial distinction between an edge and a hyperedge is that a hyperedge connects a (nonempty) set of nodes to another (nonempty) set of nodes, instead of just one node to another node. This particular hypergraph has two hyperedges that are normal edges while one is not. For visual depiction, we will often portray a hyperedge as a “pair of connected split edges” as we have chosen to do in Figure 1 (b). It will turn out that all three hyperedges must have the same current (see Section 5) because of the structure of the hypergraph. Based on the results in this paper, this current-balance property then implies that a positive steady state must exist for any detailed mass action model associated to this skeleton. Moreover, we will also show that for both detailed models in Figure 1, the pair of edges $X \rightarrow X_p$ and $Y_p \rightarrow Y$ is a “bifunctional edge pair” with the former being the agonist edge and the latter being the antagonist edge. The main result of this paper (in the box above) then implies that the source of the antagonist edge in the skeleton, that is Y_p , has concentration robustness in any detailed model taken with mass action kinetics. In particular, this is true of the two detailed models that are shown in Figure 1. While deficiency based results of Shinar and Feinberg in [9] do allow the same conclusion for these two models, our results apply far more broadly and do not depend on deficiency at all. In Section 10, we comment further on the generality and broad applicability of our results.

The mathematically inclined reader can find the precise details of the results and applications in Sections S11-S13. Section S11 gives a detailed mathematical description of substrate modification networks, including definitions of skeleton, current and what constitutes a detailed model. Section S12 gives a proof of the main results related to existence of steady states and robustness for the common Henri-Michaelis-Menten detailed model. Section S13 then proves these results for a general detailed model.

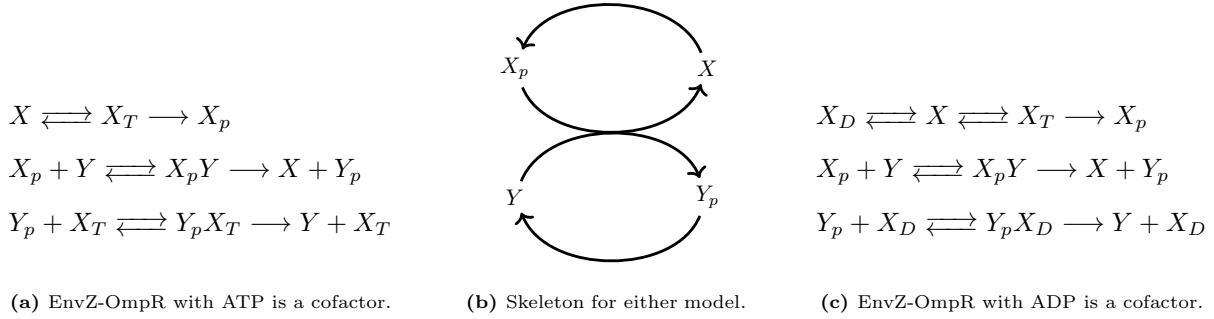


Figure 1: Different detailed models of EnvZ-OmpR system have the same skeleton. X_p and Y_p are phosphorylated forms of X and Y . X_D and X_T denote the compounds of X with ADP and ATP, respectively. The remaining compounds, such as Y_pX_T is the compound of Y_p and X_T , are clear from the notation.

2 Substrate modification networks

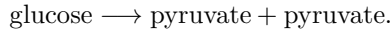
Certain reaction archetypes or motifs appear repeatedly in biochemical reaction networks. One common motif type is *transformation*, wherein a substrate S is transformed to another substrate S^* , typically depicted as a *reaction* $S \rightarrow S^*$. Networks with such reactions are ubiquitous and include activation-inactivation cycles [11], cascades [12, 13], chemotaxis [14], signaling [6], metabolic regulation [15], gene regulation – natural [16] and engineered [17].

Another common biochemical motif is a *transfer* reaction, which involves two substrates on the reactant side and two different substrates on the product side. For example, in a phosphate transfer reaction, a phosphate group is transferred from a donor X_p to an acceptor Y :



Transformation reaction $S \rightarrow S^*$ and transfer reaction $X + Y^* \rightarrow X^* + Y$ are only two types of composite reactions with the same number of substrates on the reactant and the product side, one-one and two-two respectively. We give here a complete list of all motif types that involve at most two substrates on the reactant side and at most two substrates on the product side: (a) transformation: $S \rightarrow S^*$, (b) transfer: $X + Y^* \rightarrow X^* + Y$, (c) cleaving: $X \rightarrow Y + Y^*$, (d) binding: $X + X^* \rightarrow Y$, (e) inflow: $0 \rightarrow S$, (f) outflow: $S \rightarrow 0$, (g) sequestration: $S + S^* \rightarrow 0$, and (h) pair production: $0 \rightarrow S + S^*$. Sometimes the product or reactant species may not be distinct, resulting in higher stoichiometric coefficients. For example, the reaction $X + X \rightarrow Y$ (or $2X \rightarrow Y$) is allowed as a binding reaction.

Consider *glycolysis*, as an illustration of the ubiquitousness of these reaction motifs. The overall reaction is a cleaving reaction:



When resolved at a higher detail, the standard depiction of glycolysis has 10 steps [18] with each step involving multiple reactions. Every reaction within each step is one of the following *types*: (a) transformation reaction $S \rightarrow S'$ (steps 2, 5, 8), (b) transfer reaction $S_1 + S_2 \rightarrow S'_1 + S'_2$ (steps 1, 3, 6, 7, 10), (c) cleaving reaction $S \rightarrow S'_1 + S'_2$ (steps 4, 9), (d) binding reaction $S_1 + S_2 \rightarrow S'$ (step 4).

Most biochemical reactions involve at most two substrates on either side, and therefore this is our focus. However, we do allow for higher number of substrates in the mathematical results of this paper. All these reactions, collectively are called *substrate modification reactions*, and a collection of such reactions is called a *substrate modification network*.

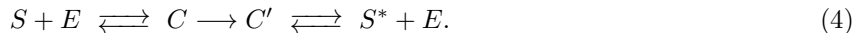
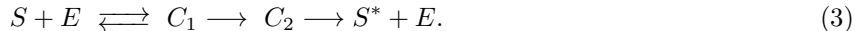
3 Detailed models of a substrate modification network

A *detailed model* goes further than describing the identity of the initial substrates and the product substrates because it also specifies the nature of the enzyme action and intervening reaction steps. A common detailed

model of the transformation reaction $S \rightarrow S^*$ uses the Henri-Michaelis-Menten mechanism [19, 20]



where E is an enzyme that facilitates the reaction while C is an intermediate compound, often denoted as SE to indicate that it is formed from the bonding of S and E . Numerous other detailed mechanisms for $S \rightarrow S^*$ have been proposed, we illustrate with just two variations:



Intricate features of product formation curves can be fitted with detailed models with more complex topology and a larger number of intermediate compounds.

In order to distinguish modeling hierarchies, we refer to $S \rightarrow S^*$ as a *composite reaction*; the individual reaction networks appearing in (2)-(3) as its *detailed model*, and the reactions in each detailed model as *reaction steps* for that detailed model. We wish to allow any reasonable detailed model in this paper. Precise mathematical definitions and more examples of detailed models can be found in Section S1.4 in the supplementary materials. An example of an *invalid* detailed mechanism for $S \rightarrow S^*$ is the so-called reversible Michaelis-Menten scheme



This reaction does not conclude with all of S being consumed and transformed to S^* , but rather equilibrates between S and S^* . In fact, due to the symmetry between their roles, the labeling of one substrate as reactant and another as product is arbitrary and based on initial values rather than the underlying reaction mechanism.

4 Skeleton of a substrate modification network

A skeleton of a substrate modification network is a *hypergraph* which tracks the substrate modifications while ignoring details about the enzymes and substrate-enzyme compounds. Essentially, a skeleton hides the detailed model and only conveys information on the underlying composite substrate modification reactions.

We first define a hypergraph as an abstract object after which we proceed to define a skeleton as a certain directed hypergraph. A (directed) hypergraph extends the notion of a (directed) graph – as such it has nodes and (directed) hyperedges. A ‘directed edge’ in a ‘graph’ connects one tail node to a head node. A ‘directed hyperedge’ in a ‘hypergraph’ connects a nonempty set of tail nodes to a nonempty set of head nodes. In a hypergraph representation of a substrate modification network, the set of nodes is the set of substrates, and may additionally include the node 0. For every reaction, there is a hyperedge with the reactant substrates acting as the set of tail nodes while the product substrates acting as the set of head nodes. Occasionally, a substrate may have stoichiometry that is 2 or higher. In such a case, the substrate is ‘doubled up’, so that the set of tail nodes and the set of head nodes should be more accurately viewed as multisets. A *multiset* is simply an extension of a set where some element might appear multiple times.

We will use the “*split arrow*” representation to draw a hypergraph skeleton. When a composite reaction is a transformation reaction $S \rightarrow S^*$, it appears unchanged in the skeleton. An inflow reaction or outflow reaction also appears unchanged in a skeleton. For the reaction $S + S' \rightarrow P + P'$ there is a single hyperedge $(\{S, S'\}, \{P, P'\})$, that joins the tail node set $\{S, S'\}$ to the head node set $\{P, P'\}$. In the split edge depiction, shown in Figure 2 (a), this appears as a pair of ordinary edges $S \rightarrow P$ and $S' \rightarrow P'$ joined in the middle. However, this is drawn as such only for visual convenience, the choice to visually connect P with S and P' with S' is not significant, and could be reversed with no substantive change. When multiple hyperedges are present, it becomes visually difficult to join split edges in the middle – in such cases, we will depict the split nature of the pair by drawing them the same color. When the number of substrates on each side is different, split edge representation can be used as shown in Figure 2 for cleaving (b), binding (c), pair production (d), and sequestration (e). Note the 0 acting as a node in some cases.

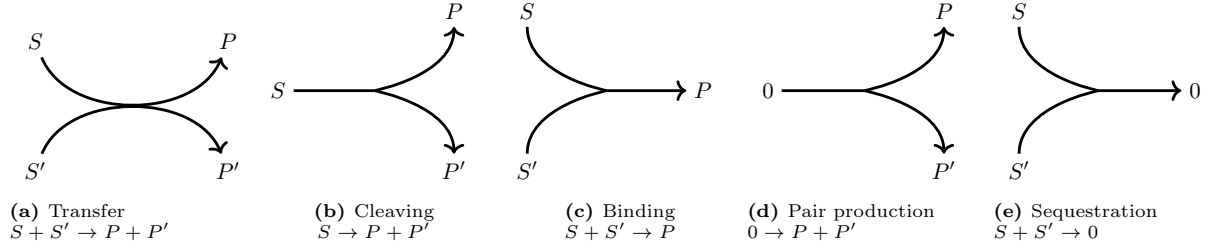


Figure 2: A hyperedge (shown as a pair of split edges) for common reactions with at most two substrates on each side.

Consider the detailed model for the IDHKP-IDH bacterial signaling system with a bifunctional enzyme from [9], shown on the left in Figure 3. When we remove the enzymes and the intermediate complexes from consideration, we get the skeleton. In this case, the skeleton is an ordinary graph that connects the substrates I and I_p with a reversible edge as shown on the right of Figure 3.

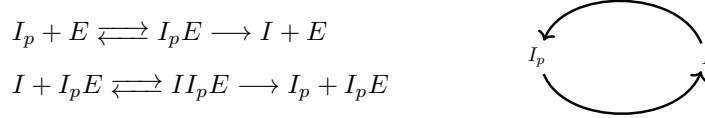


Figure 3: The IDHKP-IDH bacterial signaling system has a weakly reversible skeleton with two nodes and two edges which are current-balanced.

Two different detailed models for the EnvZ-OmpR system have been proposed in [9]. In one model, ATP is the cofactor for phospho-OmpR dephosphorylation, while in the second model ADP plays the role of the cofactor. These two detailed models have the same skeleton as shown in Figure 1.

The n -step futile cycle [21, 22] has $n + 1$ -distinct phosphoforms or substrates S_0, S_1, \dots, S_n that are sequentially phosphorylated and then sequentially dephosphorylated, as shown in Figure 4 (a). Skeletons with different topologies arise from non-sequential phosphorylation or dephosphorylation. The three cases presented in Figure 4 differ in that dephosphorylation when compared with phosphorylation, either (i) requires fewer steps (b), (ii) requires additional steps (c), or (iii) steps occur in a different order (d).

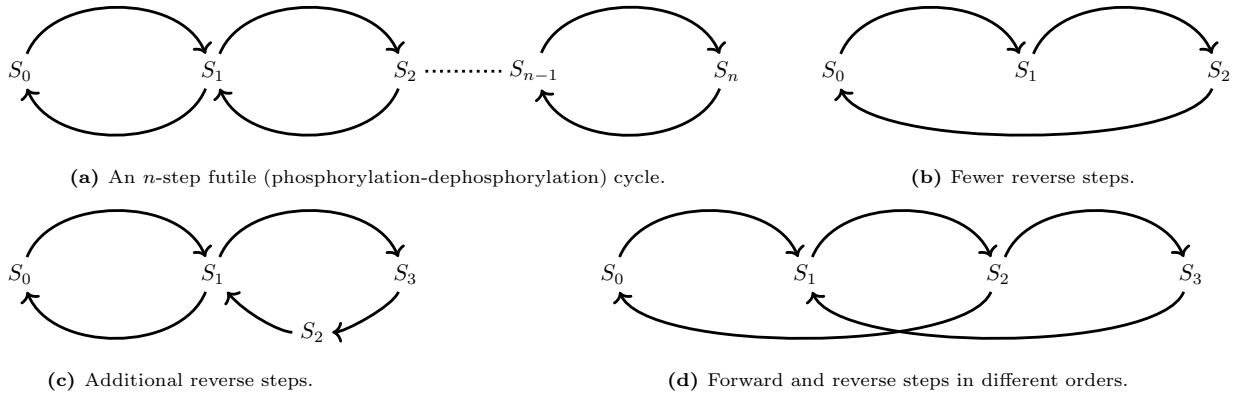


Figure 4: Skeletons depicting an n -step futile cycle and other variations.

5 Current

In a *current assignment*, we associate a non-negative quantity (called the “current of the hyperedge”) to each hyperedge in a skeleton, which must satisfy a certain balance property defined below. The incoming

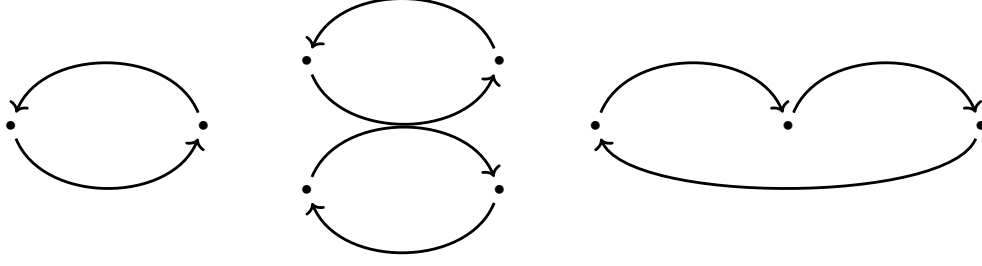


Figure 5: Three motifs from Figures 3, 1 (b), 4 (b). In all three motifs, all hyperedges are current-balanced.

current at a node S is defined as the sum of all currents for which S is one of the head nodes. The outgoing current at S is the sum of all currents for which S is one of the tail nodes. A current must satisfy the balance property that at every node, the incoming current equals the outgoing current. This is an extension of Kirchoff's current law to a hypergraph. A *positive* current assignment is a current assignment that is positive on all hyperedges. Two hyperedges are *current-balanced* if a positive current assignment exists, and if the two hyperedges have equal currents for any positive current assignment.

As an example of current-balance, we look at the three simple motifs appearing in Figures 3, 1 (b), 4 (b). We reproduce these in Figure 5 with the node identity removed, since this is irrelevant for current balance. As can be easily checked, in each motif all hyperedges are current-balanced.

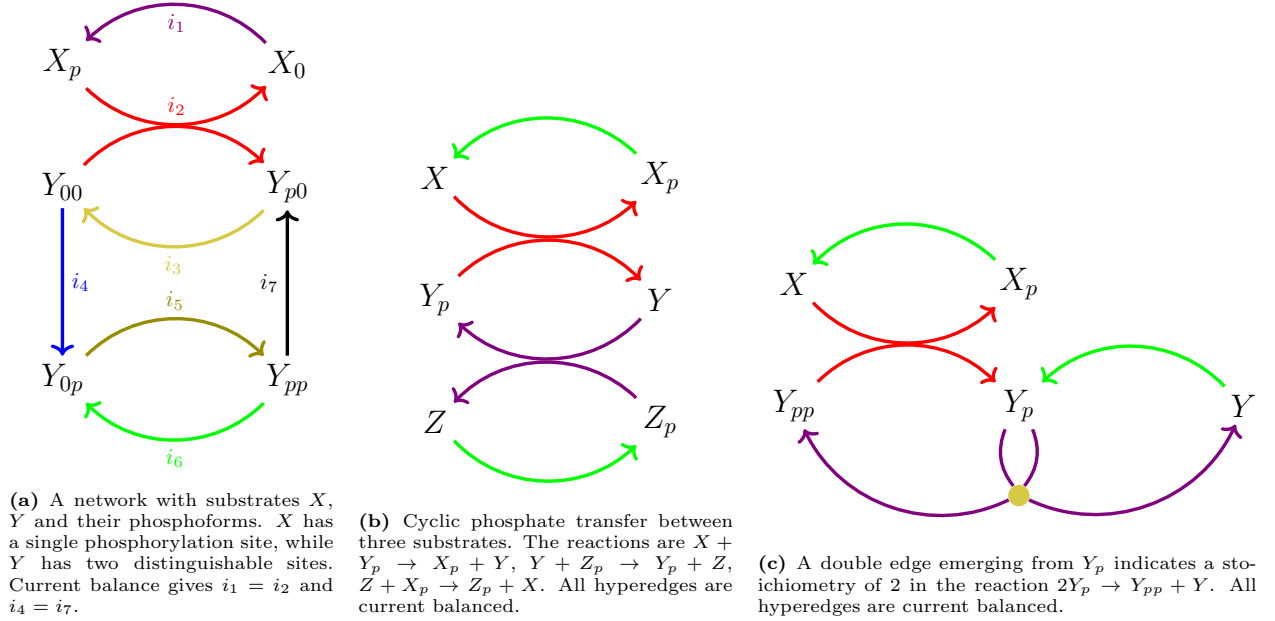
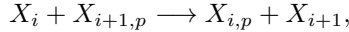


Figure 6: Current balance in three substrate modification skeletons. For each model, different colors indicate different hyperedges.

Consider a network with the substrates X , Y , and their various phosphoforms, see Figure 6 (a). The unphosphorylated form of X is denoted X_0 while the phosphorylated form is denoted by X_p . The substrate Y has two (distinguishable) phosphorylation sites, and therefore has four distinct phosphoforms: Y_{00} , Y_{p0} , Y_{0p} , and Y_{pp} . The edge labels i_* indicate the current assigned to that edge. There are three phosphorylation reactions (with edge labels i_1, i_4 and i_5), three dephosphorylation reactions (with edge labels i_3, i_6 and i_7), and finally a phosphate transfer reaction (with edge label i_2). Current balance requires that $i_1 = i_2$, $i_3 = i_2 + i_4$, $i_3 = i_2 + i_7$, $i_5 = i_6 + i_7$, and $i_4 + i_6 = i_5$. In particular, there are two pairs of current-balanced edges since $i_1 = i_2$ and $i_4 = i_7$.

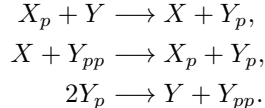
Consider a set of n substrates X_1, \dots, X_n with cyclic phosphate transfer. Each reaction is a phosphate

transfer reaction of the form



where $1 \leq i \leq n$, $X_{n+1} = X_1$, and $X_{i,p}$ is the phosphorylated form of X_i . Then the reaction has n hyperedges, one for each phosphate transfer. Furthermore, all hyperedges must be current balanced. A schematic diagram for three substrates is presented in Figure 6 (b), where we relabeled the species X_1, X_2, X_3 as X, Y, Z .

We finally consider a network where a species appears with stoichiometric coefficient of 2, see Figure 6 (c). We again consider a situation where a species X has one phosphorylation site while a species Y has two (indistinguishable) phosphorylation sites, so the phosphoforms are X, X_p, Y, Y_p , and Y_{pp} . There are three possible transfer reactions:



The last composite reaction produces a hyperedge from the *multiset* $\{Y_p, Y_p\}$ to the set $\{Y, Y_{pp}\}$. To show the stoichiometry of 2, we draw the hyperedge as two split edges emerging from Y_p , then briefly merging (yellow dot in Figure 6 (c)), before splitting again. From examining nodes X and Y , we get the result that all hyperedges are current balanced.

6 Bifunctional enzyme action

Thus far we have focused on substrate modifications only and ignored the details about enzymes and intermediate complexes. In order to understand bifunctional enzyme action, one needs to go beyond the skeleton – however, we still do not need full knowledge of the detailed model.

A *bifunctional enzyme* performs different functions in two distinct composite reactions. In one reaction, it is produced as a compound, for instance a substrate-enzyme compound in a transformation reaction or a substrate-substrate compound in a transfer reaction. This compound then acts as an enzyme in another composite reaction. For the biochemistry and models of bifunctional enzymes, see [6, 7, 8, 1, 2, 3, 4, 5]. The reaction in which the bifunctional enzyme is produced as a compound is termed *agonist* while the other reaction where it has an enzyme action is termed *antagonist*. In the skeleton, the hyperedges corresponding to these two composite reactions will be referred to as the *agonist hyperedge* and the *antagonist hyperedge*, respectively. The two hyperedges collectively form a *bifunctional (agonist-antagonist) pair of hyperedges* in the skeleton.

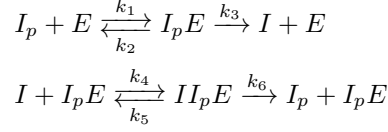
We note here that our usage of a bifunctional enzyme differs slightly from the usual one. The enzyme in the agonist reaction is usually referred to as a bifunctional enzyme. However, we refer to the compound as bifunctional, since it is really the compound (and not the original enzyme) that has a secondary action. Moreover, unlike the usual practice, our usage applies when the agonist reaction is a transfer reaction or anything other than a transformation reaction.

The IDHKP-IDH bacterial signaling system, shown in Figure 3, has a bifunctional enzyme [9] that acts simultaneously as a kinase and a phosphatase. The unphosphorylated isocitrate dehydrogenase (IDH) is the active form in the bacterial glyoxylate bypass regulation system, and is denoted by I . The phosphorylated form, denoted I_p , is inactive. The enzyme E acts as a phosphatase for the composite reaction $I_p \rightarrow I$, the agonist reaction. When bound with I_p , the compound $I_p E$ acts as a kinase for $I \rightarrow I_p$, the antagonist reaction, hence the the enzyme E is named IDH kinase-phosphatase (IDHKP).

7 Absolute concentration robustness

A species has absolute concentration robustness (ACR) if its concentration is invariant across all positive steady states. A simple example of a substrate modification network with ACR is the IDHKP-IDH system

shown in Figure 3 and again here with edges labelled with mass action rate constants



Using the notation $[X]$ for the concentration of any given species X , the mass action differential equations for this system are:

$$\begin{aligned} \frac{d[I_p]}{dt} &= -k_1 [I_p] [E] + k_2 [I_p E] + k_6 [II_p E], \\ \frac{d[E]}{dt} &= -k_1 [I_p] [E] + (k_2 + k_3) [I_p E], \\ \frac{d[I_p E]}{dt} &= k_1 [I_p] [E] - (k_2 + k_3) [I_p E] - k_4 [I] [I_p E] + (k_5 + k_6) [II_p E], \\ \frac{d[I]}{dt} &= k_3 [I_p E] - k_4 [I] [I_p E] + k_5 [II_p E], \\ \frac{d[II_p E]}{dt} &= k_4 [I] [I_p E] - (k_5 + k_6) [II_p E]. \end{aligned} \tag{6}$$

There are two conserved quantities: (i) the total substrate $[I_p] + [I] + [I_p E] + 2[II_p E]$, and (ii) the total enzyme $[E] + [I_p E] + [II_p E]$. One can show with a calculation that as long as the initial total substrate is strictly greater than

$$I^* := \frac{k_3}{k_4} \left(1 + \frac{k_5}{k_6} \right), \tag{7}$$

then there is a positive steady state, and in fact there is only one positive steady state for a fixed value of initial substrate and enzyme (also see [23] for more details on steady states of such systems). In particular, this means that there are infinitely many distinct positive steady states, one for each value of initial total substrate and initial total enzyme. Every coordinate of the positive steady state, except for $[I]$ – the unphosphorylated IDH, has dependence on these initial values. The value of $[I]$ at a positive steady state is always I^* (as defined above in (7)), a quantity that only depends on the rate constants. Therefore, we call I an ACR species and I^* as its ACR value.

Generalizing the notion of ACR, it is useful to consider *concentration robustness of a complex*. By *complex*, we mean a positive-integer linear combination of species. For example, we say that the complex $2S + S^*$ has concentration robustness if the product of concentrations, i.e. $[S]^2 [S^*]$ is invariant across all positive steady states.

In the next section, we give a simple condition on the skeleton of a substrate modification network that ensures concentration robustness in the mass action system.

8 Main results and applications

Our main result is that bifunctional enzyme action produces concentration robustness in the targeted substrate complex. Furthermore, the connection between bifunctionality and robustness is mediated by current balance in the skeleton. The main results are summarized below. The precise theorems with all the definitions, mathematical notation, and proofs can be found in the Supplement.

A. (Existence of positive steady state). Suppose there is a positive current on the skeleton of a substrate modification network. Then the mass action system of any detailed model has a positive steady state for some rate constants.

B. (Robustness). Suppose that a pair of hyperedges in the skeleton of a substrate modification network is current-balanced and bifunctional. Then the tail of the antagonist edge has concentration robustness in the mass action system of any detailed model.

C. (ACR). Suppose that a pair of hyperedges in the skeleton of a substrate modification network is current-balanced and bifunctional. If the tail of the antagonist edge has only one substrate then this substrate has absolute concentration robustness in the mass action system of any detailed model.

We now apply these results to biochemically interesting systems.

1. The two composite reactions in the skeleton of the IDHKP-IDH system are clearly current-balanced. In particular, clearly a positive current exists which implies the existence of a positive steady state for some mass action rate constants. As noted in the previous section, the two hyperedges are a bifunctional pair and therefore the source of the antagonist hyperedge, the unphosphorylated IDH I , has ACR for any detailed model, including specifically the detailed model in (3).
2. Now consider the EnvZ-OmpR “ping-pong” system with X_T , the X -ATP compound as bifunctional enzyme, as shown in Figure 1 (a). One composite reaction is a phosphate transfer reaction, with X_p as donor and Y as acceptor. The reaction is represented by split edges in the skeleton. The phosphorylation of X occurs via X_T , a compound of X with an ATP molecule. The reaction actually involves a transfer of a phosphate from ATP to X but ATP and ADP are conventionally excluded since their concentrations are assumed constant due to other processes. The compound X_T has a bifunctional enzyme action in the dephosphorylation of Y_p . The tail of the antagonist hyperedge in the skeleton is Y_p and thus this species has ACR.

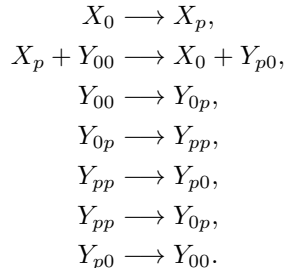
The scheme Figure 1 (c) differs only in the bifunctional enzyme, the compound X -ADP, denoted by X_D and an extra pair of reactions resulting from formation and disassociation of this compound. The skeleton is unchanged and so is the bifunctional pair, thus leading to the same conclusion of ACR in Y_p .

Both IDHKP-IDH and EnvZ-OmpR systems can be shown to have ACR using the deficiency based result of [9]. In the next examples, we discuss ACR in networks that in general do not have deficiency of one and therefore are not candidates for Shinar-Feinberg theory.

3. We gave conditions for ACR in the n -step futile cycle with a bifunctional enzyme in [23], while assuming the standard Henri-Michaelis-Menten detailed model. Here we give skeleton-current based conditions which are not only simpler to verify but do not depend on the detailed model and are therefore a broad generalization of the results in [23].

It is clear from Figure 4 (a) that a pair of hyperedges is current-balanced if and only if they form a loop. Consider the loop formed by the pair of reactions $S_j \rightleftharpoons S_{j+1}$ where $0 \leq j \leq n-1$. If the edge $S_{j+1} \rightarrow S_j$ is the antagonist edge, i.e. the intermediate compound of $S_j \rightarrow S_{j+1}$ is the bifunctional enzyme for the reaction $S_{j+1} \rightarrow S_j$, then the futile cycle has ACR in S_{j+1} . On the other hand, if the forward edge $S_j \rightarrow S_{j+1}$ is antagonist then the futile cycle has ACR in S_j .

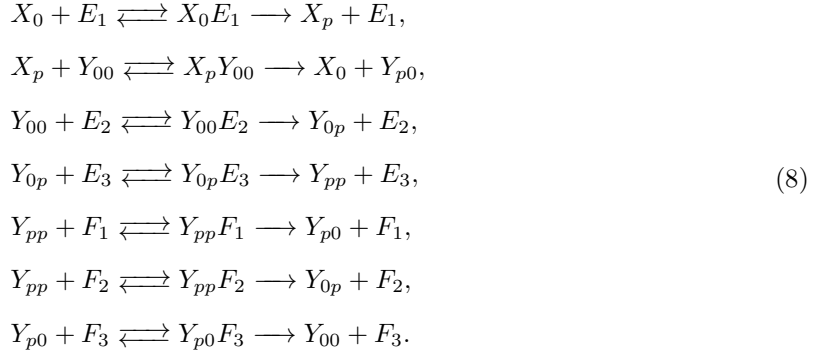
4. Consider the two-step phosphorylation and single step dephosphorylation in Figure 4 (b). As stated earlier, all hyperedges are current balanced. If there is a bifunctional pair then the tail of the antagonistic edge has ACR. All three substrates have the potential to have ACR because any of them can be the tail of an antagonistic edge.
5. Consider the substrate modification network whose skeleton is shown in Figure 6 (a). As explained earlier, the set of substrates is $\{X_0, X_p, Y_{00}, Y_{0p}, Y_{p0}, Y_{pp}\}$. The composite reactions are



Current balance requires that the current on the first two composite reactions (more precisely, on the hyperedges for the two composite reactions) $X_0 \rightarrow X_p$ and $X_p + Y_{00} \rightarrow X_0 + Y_{pp}$ should be the same. Suppose these two reactions are a bifunctional pair with the transfer reaction $X_p + Y_{00} \rightarrow X_0 + Y_{pp}$ as the agonist and the transformation reaction $X_0 \rightarrow X_p$ as the antagonist, then the reactant substrate of the antagonist, i.e. X_0 will have ACR in any detailed model.

Moreover, the pair of transformation reactions $Y_{00} \rightarrow Y_{0p}$ and $Y_{pp} \rightarrow Y_{p0}$ are also current balanced. If they are a bifunctional pair, then either Y_{00} or Y_{pp} will have ACR depending on which of the two reactions is the antagonist.

While emphasizing that the results do not depend on the choice of the detailed model, we present here one detailed model (8) which may help the reader appreciate the significance of the results.



The enzymes E_1, E_2, E_3 are kinases which facilitate phosphorylation and F_1, F_2, F_3 are phosphatases which facilitate removal of a phosphate group. Our results imply that if $E_1 = X_pY_{00}$ then X_0 has ACR. Moreover, if $F_1 = Y_{00}E_2$ then Y_{pp} has ACR and if $E_2 = Y_{pp}F_1$ then Y_{00} has ACR.

6. Consider the skeleton in Figure 6 (b). For any detailed model, we are guaranteed existence of positive steady states since all hyperedges are current balanced. Furthermore, if there is a bifunctional pair of hyperedges, the tail of the antagonist hyperedge will have concentration robustness.
7. Consider the skeleton in Figure 6 (c). This is similar to the previous example, with the important difference that one of the three hyperedges has a tail $2Y_p$ which has only one species. In particular, if $2Y_p \rightarrow Y + Y_{pp}$ is an antagonist hyperedge in a bifunctional pair then we will have concentration robustness in the complex $2Y_p$ which immediately implies absolute concentration robustness in the species Y_p .

9 Extension to kinetics beyond mass action

The dynamics of species concentrations are governed by not only the detailed model but the type of kinetics. Commonly used kinetics, besides mass-action, are Michaelis-Menten and more generally, Hill kinetics. For these kinetics, the rates of reactions are non-linear and saturating in substrate concentration but linear in enzyme concentration. For instance for Michaelis-Menten kinetics (not to be confused with Henri-Michaelis-Menten detailed model), the rate of the composite reaction $S \rightarrow S^*$ in presence of enzyme E is proportional to

$$\frac{[S][E]}{K_{max} + [S]}.$$

where K_{max} is a fixed positive constant. All results in this paper extend to such kinetics. The only requirement on the kinetics is that the rate functions are proportional to the enzyme concentrations and to the concentration of substrate-enzyme compounds.

10 Discussion

Substrate modification networks are ubiquitous in biochemistry. There has been tremendous interest in the mathematical study of their dynamics in recent years. Many works focus on the analysis of individual networks that are either biochemically or mathematically interesting. Often substrate modification networks are simply treated as one possible type of reaction network. We take the view here that substrate modification networks, and somewhat more generally enzymatic reaction networks are what distinguish biochemistry from chemistry in general. Processes of life require the underlying networks to have special structures, specifically reaction steps involving substrate-enzyme bonding and complex formation, followed with release of enzyme concurrent with transformation of substrate(s).

We introduce the use of hypergraphs to study the underlying structure of substrate modification networks. A focus on the substrates, while hiding the features of enzymes and substrate-enzyme compounds, reveals important structural details which are depicted as the skeleton of the substrate modification network. Studying the skeleton has the advantage that one skeleton unifies multiple different detailed models. Results established for the skeleton simultaneously apply to all the detailed models. Not only does this reveal the underlying mechanism with striking clarity, it has another distinct advantage. A skeleton can be experimentally established easily and with much higher confidence than the detailed model. Therefore, results about the skeleton are valid with a much higher confidence. Furthermore, inspired by electrical networks, we introduce the concept of *current* on a skeleton. The notion of current is novel to both areas – the mathematical study of hypergraphs and that of reaction networks. Current provides a connection between different edges or hyperedges, possibly distantly located within the substrate skeleton.

In this paper, we hone into a particular mechanism – that of bifunctional enzyme action – that gives rise to absolute concentration robustness (ACR). Previous mathematical literature on ACR has focused on deficiency theory. There are two clear drawbacks of deficiency-based theory as applied to ACR – (i) the theory only applies to networks with deficiency one and deficiency zero, (ii) deficiency by itself has no interpretation which connects it to a biochemical function or feature. By zooming into the connection with bifunctional enzymes, we connect a mathematical condition to a biochemical function. Moreover, the mathematical framework of substrate skeleton, current, and bifunctional enzyme action is completely oblivious of deficiency. It applies to networks of any deficiency whatsoever. Moreover, since the detailed reaction steps are unimportant, the results are extremely robust against modeling inaccuracies or discrepancies. A detailed model is a choice of molecular dynamics that is suggested by limited experimental dynamical data. Many different detailed models might fit the data within a certain tolerance. Our results suggest that the property of concentration robustness and existence of positive steady states does not depend critically on these details, and continues to hold even if the detailed model is not firmly established.

Supporting Mathematical Theory

In the following sections, we provide precise mathematical definitions, notations, theorems which support our three main results on existence of positive steady state, concentration robustness (of a complex), and ACR, together with their corresponding proofs.

S11 Substrate modification networks

The main purpose of this section is to recall relevant definitions arising from substrate modification networks and set up notations which are used in later sections. The section is structured as follows. In Section S11.1 and S11.2, we recall skeletons and currents. Next, in Section S11.3, we present some necessary terminologies from reaction network theory in order to describe different types of detailed models in Section S11.4. Lastly, in Section S11.5, we provide some convenient notations to specify the enzyme acting in each composite reaction.

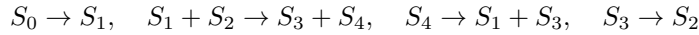
S11.1 Skeleton

We consider a substrate modification network with n substrates S_1, S_2, \dots, S_n . For the sake of convenience and consistency, we also introduce the “null substrate” S_0 to represent the zero complex which appears in inflow and outflow reactions. For example, the inflow reaction $0 \rightarrow S_1$ will be written interchangeably as $S_0 \rightarrow S_1$.

The *skeleton* of the substrate modification network is a (directed) hypergraph, which is denoted by $G = (V, R)$. The set of vertices is $V = \{S_0, S_1, \dots, S_n\}$ (S_0 is omitted if the network does not contain the 0 complex). The set of hyperedges represents the composite reactions in the substrate modification network. For each hyperedge $\ell \in R$, let T_ℓ and H_ℓ be the set of indices of the tail vertices and head vertices. Each hyperedge ℓ represents a composite reaction

$$\sum_{i \in T_\ell} S_i \rightarrow \sum_{i \in H_\ell} S_i.$$

Example S11.1. Consider a substrate modification network with the following composite reactions



Then the skeleton of the substrate modification network is a hypergraph $G = (V, R)$ where

- $V = \{S_0, S_1, S_2, S_3, S_4\}$ and
- $R = \{(\{S_0\}, \{S_1\}), (\{S_1, S_2\}, \{S_3, S_4\}), (\{S_4\}, \{S_1, S_3\}), (\{S_3\}, \{S_2\})\}$.

Furthermore, we allow the set of tail and head vertices (and correspondingly T_ℓ and H_ℓ) to be multisets, where there can be repeated instances of their elements. This enables us to represent reactions where the stoichiometric coefficient of a substrate is greater than one. For example, the reaction $S_1 \rightarrow 2S_2$ can be represented by the hyperedge $(\{S_1\}, \{S_2, S_2\})$.

S11.2 Current

Definition S11.2. Consider a substrate modification network and its skeleton $G = (V, R)$. In a *current assignment*, we associate each edge $\ell \in R$ with a non-negative quantity I_ℓ (called *current*) which satisfy the following balance property. For each vertex S_i (excluding S_0) we must have

$$\sum_{\ell: i \in T_\ell} I_\ell = \sum_{\ell: i \in H_\ell} I_\ell \quad (9)$$

In addition, a *positive current assignment* is a current assignment in which $I_\ell > 0$ for all $\ell \in R$.

Definition S11.3. We say that a pair of hyperedges (ℓ, m) are *current-balanced* if there is a positive current assignment and for any choice of positive currents, we have $I_\ell = I_m$.

S11.3 Reaction networks

Recall that each composite reaction, for example $S \rightarrow S^*$, can have many different detailed models. For example, a common detailed model of the transformation reaction $S \rightarrow S^*$ uses the Henri-Michaelis-Menten mechanism



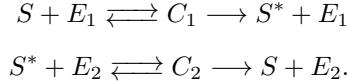
A detailed model can be considered a directed graph whose vertices are linear combination of the species. We emphasize here that this type of directed graph is very different from the skeleton hypergraph that we have been discussing. In order to formally define the former and the dynamical system arising from a detailed model, in this section we present some basic setup and definitions from reaction network theory.

A *reaction network* \mathcal{G} is a directed graph whose vertices are non-negative linear combinations of *species* X_1, X_2, \dots, X_n . In the context of this paper, the species are the substrates, enzymes, and compounds which we will describe in Section S11.4.

In reaction network literature, we often refer to each vertex as a *complex*, and we denote a complex by $y = y_1X_1 + y_2X_2 + \dots + y_nX_n$ or by $y = (y_1, y_2, \dots, y_n)$ (where $y_i \in \mathbb{Z}_{\geq 0}$).

Edges of \mathcal{G} represent the possible changes in the abundances of the species, and are referred to as *reactions*. The vector $y' - y$ is the *reaction vector* associated to the reaction $y \rightarrow y'$. Additionally, in this reaction, y is called the *reactant complex*, and y' is called the *product complex*. If there is also a reaction from y' to y , we write $y \rightleftharpoons y'$ and say that they are a pair of *reversible reactions*.

Example S11.4. Consider a simple substrate modification network $S \rightleftharpoons S^*$, with enzymes E_1, E_2 , and Henri-Michaelis-Menten detailed model (for both composite reactions). The resulting reaction network is



Here \mathcal{G} has 6 species $\{S, S^*, E_1, E_2, C_1, C_2\}$. We call the species C_1, C_2 compounds of the two corresponding composite reactions. The reaction network has 6 complexes $\{S + E_1, C_1, S^* + E_1, S^* + E_2, C_2, S + E_2\}$; and 6 reactions (one reaction for each arrow).

Under the assumption of mass-action kinetics, each reaction network \mathcal{G} defines a parametrized family of systems of ordinary differential equations (ODEs), as follows. First, we enumerate the reactions by $y_i \rightarrow y'_i$ for $i = 1, \dots, r$ and for each reaction $y_i \rightarrow y'_i$ we assign a positive *rate constant* $\kappa_i \in \mathbb{R}_{>0}$. Then the *mass-action system*, denoted by (\mathcal{G}, κ) is the dynamical system arising from the following ODEs:

$$\frac{dx}{dt} = \sum_{i=1}^r \kappa_i x^{y_i} (y'_i - y_i) =: f_{\kappa}(x), \quad (10)$$

where $x(t) = (x_1(t), \dots, x_d(t))$ denotes the concentration of the species at time t and $x^{y_i} := \prod_{j=1}^d x_j^{y_{ij}}$. The right-hand side of the ODEs (10) consists of polynomials $f_{\kappa,i}$, for $i = 1, 2, \dots, d$ (where d is the number of species). For simplicity, we often write f_i instead of $f_{\kappa,i}$.

The ODEs (10) can also be written in matrix form

$$\frac{dx}{dt} = N \cdot v(x), \quad (11)$$

where N , the *stoichiometric matrix*, is the matrix whose columns are all reaction vectors of \mathcal{G} and $v_i(x) = \kappa_i x^{y_i}$. A *conservation law matrix* of \mathcal{G} , denoted by W , is any row-reduced matrix whose rows form a basis of $\text{im}(N)^\perp$. The *conservation laws* of \mathcal{G} are given by $Wx = c$, where $c := Wx(0)$ is the *total-constant vector*.

We denote by $S := \text{im}(N)$, the *stoichiometric subspace* of \mathcal{G} . Observe that the vector field of the mass-action ODEs (10) lies in S (more precisely, the vector of ODE right-hand sides is always in S). Hence, a forward-time solution $\{x(t) \mid t \geq 0\}$ of (10), with initial condition $x(0) \in \mathbb{R}_{\geq 0}^d$, remains in the following *stoichiometric compatibility class* [24]:

$$P_{x(0)} := (x(0) + S) \cap \mathbb{R}_{\geq 0}^d.$$

A *steady state* of a mass-action system is a nonnegative concentration vector $x^* \in \mathbb{R}_{\geq 0}^d$ at which the right-hand side of the ODEs (10) vanishes: $f_{\kappa}(x^*) = 0$.

Definition S11.5. \mathcal{G} is a *consistent reaction network* if there exist $\beta_{y \rightarrow y'} > 0$ such that $\sum_{y \rightarrow y' \in \mathcal{G}} \beta_{y \rightarrow y'} (y' - y) = 0$.

The following theorem in [23] links consistency and existence of a positive steady state.

Theorem S11.6. The following are equivalent

1. \mathcal{G} is a consistent reaction network.
2. There is a choice of positive rate constants κ such that the mass-action system (\mathcal{G}, κ) has a positive steady state.

In the context of reaction networks, absolute concentration robustness (ACR) can be formally defined at the level of systems and also networks, the latter is a significantly stronger property.

Definition S11.7 (Concentration robustness). Let X_i be a species of a reaction network \mathcal{G} .

1. For a fixed vector of positive rate constants $\kappa \in \mathbb{R}_{>0}^r$, the mass-action system (\mathcal{G}, κ) has *absolute concentration robustness* (ACR) in X_i if (\mathcal{G}, κ) has a positive steady state and the value of x_i (the concentration of X_i) is the same in every positive steady state. This value is the *ACR value* of X_i .
2. The reaction network \mathcal{G} has *absolute concentration robustness* in species X_i if \mathcal{G} is consistent and furthermore, for any κ' such that the mass-action system (\mathcal{G}, κ') has a positive steady state, (\mathcal{G}, κ') must have ACR in X_i .
3. In a similar manner, we say the mass-action system (\mathcal{G}, κ) has *concentration robustness* in a complex $y = \sum_{i=1}^m a_i X_i$, $a_i \in \mathbb{Z}_{\geq 0}$, if (\mathcal{G}, κ) has a positive steady state and the product $x^y := \prod_{i=1}^m x_i^{a_i}$ takes the same value in every positive steady state. The reaction network \mathcal{G} has *concentration robustness* in complex y if \mathcal{G} is consistent and furthermore, for any κ' such that the mass-action system (\mathcal{G}, κ') has a positive steady state, (\mathcal{G}, κ') has concentration robustness in y .

Note that the ACR value is independent of the positive steady state of (\mathcal{G}, κ) , but this value does depend on κ . A natural interpretation of ACR is that a particular steady state coordinate (corresponding the ACR species X_i) is independent of initial concentrations.

Finally, we provide some relevant definitions and results from reaction network theory, which we use in later sections.

Definition S11.8. A reaction network \mathcal{G} is *weakly reversible* if every connected component is strongly connected.

Definition S11.9. The *deficiency* of a reaction network \mathcal{G} is defined as

$$\delta = \#\text{complexes} - \#\text{connected components} - \dim(S).$$

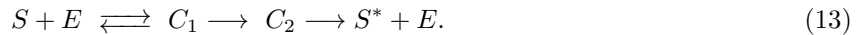
Theorem S11.10 (The deficiency zero theorem [25]). *If \mathcal{G} is weakly reversible and has a deficiency of 0, then for any choice of rate constant κ , the mass-action system (\mathcal{G}, κ) has a unique positive steady state in any stoichiometric compatibility class.*

S11.4 Detailed models

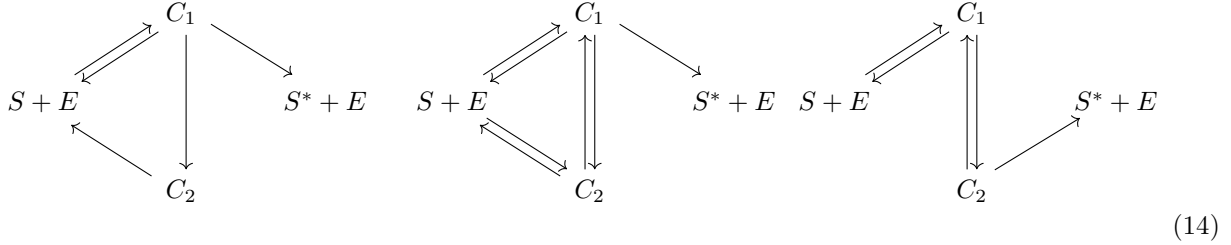
A common detailed model of the transformation reaction $S \rightarrow S^*$ uses the Henri-Michaelis-Menten mechanism [19, 20]



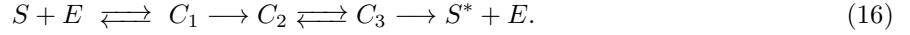
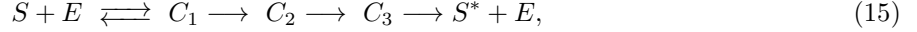
where E is an enzyme that facilitates the reaction while C is an intermediate compound, often denoted as SE to indicate that it is formed from the bonding of S and E . A detailed model may have more than one intermediate compound, going through a series of steps before the enzyme and the product are released. The simplest instance of this has two compounds and two irreversible reactions leading to the final product release



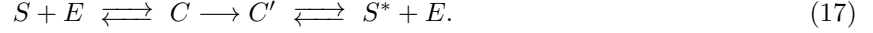
The nature of the detailed model is relevant when describing the dynamics, even if one is only interested in the dynamics of the substrates involved. In [26], different detailed models that each assume two types of intermediate compound (C_1 and C_2), as shown in (14), make different predictions for the rates of product formation.



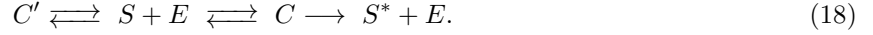
Detailed reaction mechanisms involving more than two intermediate compounds are studied in [27]. The possibilities grow combinatorially as the number of conformations of the intermediary enzyme-substrate compounds under consideration are increased. Even the simplest chain structure can result in many different detailed models, as the following representative examples on just 3 intermediate compounds show.



An irreversible substrate modification with two intermediate conformations that nevertheless allows for reversible enzyme binding with both the substrate and the product [27, 28, 29] is the following



A substrate-enzyme compound may not necessarily be an intermediary in the process of product formation. An example of this is seen in the detailed reaction mechanism for the EnvZ-OmpR model with ADP as cofactor presented by [9]. The relevant subnetwork is shown below, see also Section S11.1 for the complete network:



When considering substrate modification, even for a simple composite reaction $S \rightarrow S^*$, the possibilities of detailed models are unlimited. We wish to consider a sufficiently general mathematical framework that has the flexibility to accommodate all the detailed models of substrate modification considered above, among many others.

We now proceed to give precise description on the detailed models we consider in this paper.

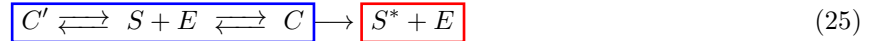
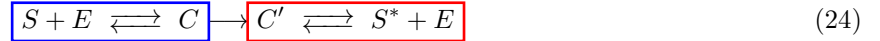
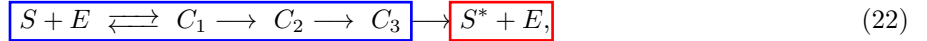
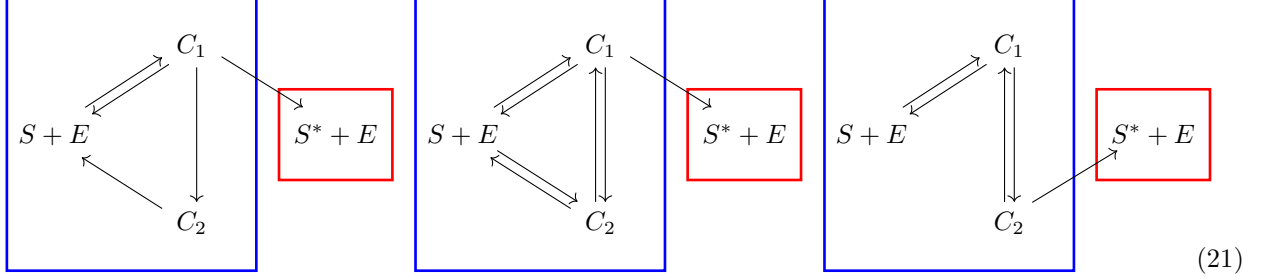
Assumption S11.11. An allowed detailed model for each composite reaction ℓ : $\sum_{i \in T_\ell} S_i \rightarrow \sum_{i \in H_\ell} S_i$ with the enzyme E (E denotes the null enzyme when there is no enzyme) must satisfy the following:

1. There is a *product block*, which is a strongly connected component with one complex $\sum_{i \in H_\ell} S_i + E$ and the rest of the complexes (if any) are single species complexes. The single species complexes in the product block will be called the *product compounds*.
2. The induced subgraph obtained from the subset of complexes that are *outside* the product block will be called the *reactant block*. The reactant block is a (weakly) connected subgraph that contains one complex $\sum_{i \in T_\ell} S_i + E$ and the rest are single species complexes, which we call *reactant compounds*.
3. There is a single edge from a complex in the reactant block to a complex in the product block. The former complex will be called the *terminal complex of the reactant block*.
4. Every edge in the reactant block is either part of a directed cycle or is part of a directed path of edges from $\sum_{i \in T_\ell} S_i + E$ to the terminal complex of the reactant block. (One way to satisfy this property is if the reactant block is strongly connected.)

Assumption S11.11 (3) can be relaxed; if there are more than one edges from the reactant block to the product block, it may be possible to split the composite reaction into multiple hyperedges between the same

tail and head vertices. Assumption S11.11 (4) is necessary (but may not be sufficient) for the existence of a positive steady state, i.e. if it is not satisfied then there cannot be a positive steady state.

It is a simple matter to check that every detailed model (12)-(18) satisfies these assumptions. It is instructive to clearly identify the reactant block and the product block, which we depict as being enclosed in blue box and a red box, respectively.



The compounds C_1 and C_2 are in the reactant block for all three detailed models in (21) since the induced graph on the complexes $S + E$, C_1 and C_2 is a strongly connected component. The same is true for (20) even though the induced graph on these three complexes is not a strongly connected component. The reason is that the edge from C_1 to C_2 is part of the directed path from $S + E$ to the terminal vertex C_2 of the reactant block, thus satisfying the third requirement. An interesting distinction must be made for (24), where the compound C (but not C') is in the reactant block. In fact, C' belongs to the product block.

Finally note that the reversible Michaelis-Menten reaction (26) fails to satisfy the above assumptions because the entire reaction network is one strongly connected component, which does not allow separation into reactant and product blocks.



In fact, due to the symmetry between the roles of S and S^* in such a scheme, the labeling of one substrate as reactant and another as product is arbitrary.

So far we have only discussed the assumptions on the detailed model for a single edge in the skeleton. Finally, we state the assumption on the detailed model required when putting the skeleton edges together. Essentially, we only need that different skeleton edges do not associate with the same compound in the overall detailed model. This is a reasonable assumption for almost any biochemical model and therefore not restrictive in application.

Assumption S11.12. Let $C_{\{\ell\}}$ denote the set of compounds associated with the hyperedge ℓ . If $\ell \neq m$ then $C_{\{\ell\}} \cap C_{\{m\}} = \emptyset$.

S11.5 Enzymes

Since some composite reactions may use bifunctional enzymes, and multiple composite reactions may have the same enzyme, it is important that we have a flexible notation for the enzyme in each hyperedge. In this section, we will set up such a notation.

First, let the (non-bifunctional) enzymes in the network be E_1, E_2, \dots . To represent the composite reactions without an enzyme in a consistent manner, we introduce the “null enzyme” $E_0 = 0$. Besides these enzymes, we also consider bifunctional enzymes, which are among the compounds C_1, C_2, \dots . Next, we introduce a function $\mathcal{E} : R \rightarrow \{E_0, E_1, \dots, C_1, C_2, \dots\}$ which maps each hyperedge ℓ to the enzyme acting in the corresponding composite reaction. For the sake of clarity, here we provide some examples to illustrate this notation:

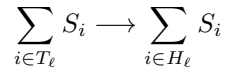
- If hyperedge ℓ uses the enzyme E_1 , then we write $\mathcal{E}_\ell = E_1$. Since multiple composite reactions may have the same enzyme, we may have $\mathcal{E}_\ell = \mathcal{E}_m$ for $\ell \neq m$ (i.e. the map \mathcal{E} is not necessarily injective).
- If hyperedge ℓ does not have an enzyme, then from the convention of null enzyme earlier, we write $\mathcal{E}_\ell = E_0$.
- If hyperedge ℓ uses a bifunctional enzyme, which is the compound C_1 , then we write $\mathcal{E}_\ell = C_1$.

S12 Substrate modification networks with Henri-Michaelis-Menten detailed model

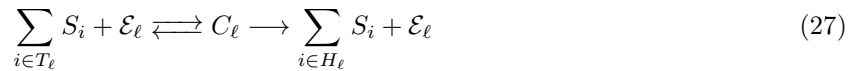
For this section, to build intuition we assume that the detailed model for each composite reaction has the Henri-Michaelis-Menten form (Figure 19). More general detailed models will be considered in Section S13.

S12.1 Detailed model

We consider a substrate modification network with n substrates S_1, S_2, \dots, S_n and d (non-bifunctional) enzymes E_1, \dots, E_d . Recall that we may use the null substrate S_0 and null enzyme E_0 if necessary. Let $G = (V, R)$ be the skeleton of the substrate modification network. Each hyperedge $\ell \in R$ corresponds to the composite reaction



and its Henri-Michaelis-Menten detailed model is



Here we remind the readers that \mathcal{E} is a function mapping each hyperedge to its enzyme.

S12.2 Resulting mass-action ODEs

After specifying the detailed model (Henri-Michaelis-Menten) for all hyperedges, we have associated the substrate modification network and its skeleton G with a reaction network \mathcal{G} . This section discusses the mass-action ODEs arising from \mathcal{G} .

Without bifunctional enzymes

The mass-action ODEs arising from \mathcal{G} (with n substrates), where there are d enzymes (none of which are

bifunctional), are given as follows

$$\begin{aligned}
\frac{dc_\ell}{dt} &= G_\ell & \text{for } \ell \in R \\
\frac{de_j}{dt} &= - \left(\sum_{\ell: \mathcal{E}_\ell = E_j} G_\ell \right) & \text{for } j \in [1, d] \\
\frac{ds_i}{dt} &= L_i - \left(\sum_{\ell: i \in T_\ell} G_\ell \right) & \text{for } i \in [1, n]
\end{aligned} \tag{28}$$

where

$$\begin{aligned}
G_\ell &= k_\ell^+ \left(\prod_{i \in T_\ell} s_i \right) \varepsilon_\ell - (k_\ell^- + k_\ell) c_\ell, & \text{for } \ell \in R \\
L_i &= \sum_{\ell: i \in H_\ell} k_\ell c_\ell - \sum_{\ell: i \in T_\ell} k_\ell c_\ell, & \text{for } i \in [1, n]
\end{aligned} \tag{29}$$

Here ε (corresponding to \mathcal{E}) is a function mapping each hyperedge to its enzyme concentration. For example, if E_1 is the enzyme in hyperedge ℓ , i.e. $\mathcal{E}_\ell = E_1$, then $\varepsilon_\ell = e_1$ and $G_\ell = k_\ell^+ (\prod_{i \in T_\ell} s_i) e_1 - (k_\ell^- + k_\ell) c_\ell$.

For the null substrate S_0 and null enzyme E_0 , we make the convention that $s_0 = e_0 = 1$ at all times, and thus $ds_0/dt = de_0/dt = 0$.

The expressions G_ℓ can be interpreted as the compound production rate, or the enzyme consumption rate on hyperedge ℓ . The expressions L_i will be interpreted later as the algebraic sum of the currents at the substrate S_i in the skeleton.

With or without bifunctional enzymes

In the (possible) presence of bifunctional enzyme(s), where a compound in one edge may act as enzyme in another edge, the mass-action ODEs are given as follows

$$\begin{aligned}
\frac{dc_\ell}{dt} &= G_\ell + \tilde{G}_\ell & \text{for } \ell \in R \\
\frac{de_j}{dt} &= - \left(\sum_{\ell: \mathcal{E}_\ell = E_j} G_\ell \right) & \text{for } j \in [1, d] \\
\frac{ds_i}{dt} &= L_i - \left(\sum_{\ell: i \in T_\ell} G_\ell \right) & \text{for } i \in [1, n]
\end{aligned} \tag{30}$$

where G_ℓ and L_i are defined same as in (29) and

$$\tilde{G}_\ell = - \left(\sum_{m \in R: \mathcal{E}_m = C_\ell} G_m \right). \tag{31}$$

The two terms G_ℓ and \tilde{G}_ℓ will be referred to as the *local part* or *agonist part* and the *nonlocal part* or *antagonist part* of the influence on c_ℓ . The terms ‘agonist’ and ‘antagonist’ refer to the two usually opposing actions of a bifunctional enzyme, as will be explained later. If $\tilde{G}_\ell = 0$, C_ℓ is *not* a bifunctional enzyme.

Additionally, with bifunctional enzymes, some ε_ℓ may be assigned to compound concentrations. For example, if C_1 is the enzyme for hyperedge ℓ , then we have $\varepsilon_\ell = c_1$ and thus $G_\ell = k_\ell^+ (\prod_{i \in T_\ell} s_i) c_1 - (k_\ell^- + k_\ell) c_\ell$.

S12.3 Analysis of the steady state equations

In this section, we discuss the steady states of substrate modification networks with or without a bifunctional enzyme (i.e. from the ODEs (30)). First, we make the following assumption.

Assumption S12.1. There is no conservation law which contains only the compounds $\{c_\ell : \ell \in R\}$.

Remark S12.2. While Assumption S12.1 is used in the proofs for our main results, it is not purely technical. It is easy to check that without bifunctional enzymes, the assumption always holds. With bifunctional enzymes and under reasonable biological models, the assumption has ample physical justification.

To illustrate this, we first present the simplest case when the assumption is violated:



The conservation law $c_1 + c_2 = T$ violates the requisite assumption. However, note the unphysicality of the model. Since C_1 is the bound form of S_1 and C_2 while C_2 is the bound form of S_2 and C_1 , it leads to the bizarre scenario of the compound C_1 being a proper component of C_1 itself!

In fact, as we will argue later, in some cases Assumption S12.1 can be weakened without impacting the theoretical results. It will turn out that the theory can even be applied to the network 32 without any problem.

We first show that under Assumption S12.1, there is a natural decomposition of the steady state equations.

Lemma S12.3. The steady state equations for (30) are equivalent to

$$\begin{aligned} G_\ell &= 0 \quad \text{for } \ell \in R \\ L_i &= 0 \quad \text{for } i \in [1, n]. \end{aligned}$$

Proof. By assumption S12.1, for $\alpha_\ell \in \mathbb{R}$, if $\frac{d}{dt} \sum_{\ell \in R} \alpha_\ell c_\ell = 0$ then $\alpha_\ell = 0$ for all $\ell \in R$. In other words, the set

$$\left\{ \frac{dc_\ell}{dt} : \ell \in R \right\} = \left\{ G_\ell + \tilde{G}_\ell : \ell \in R \right\}$$

is linearly independent.

Now at steady state, this results in a homogeneous system of $\#R$ linearly independent equations in $\#R$ variables $\{G_\ell : \ell \in R\}$, from which we conclude that $G_\ell = 0$ for all $\ell \in R$. Combining this with $ds_i/dt = 0$ yields $L_i = 0$ for all $i \in [1, n]$. The other direction is trivial. \square

Remark S12.4. It is possible in some cases to relax Assumption S12.1 and still have the results in Lemma S12.3. We will illustrate this with the network (32). We have

$$\frac{dc_1}{dt} = G_1 - G_2, \quad \frac{dc_2}{dt} = G_2 - G_1, \quad \frac{ds_1}{dt} = -k_1 c_1 + k_2 c_2 - G_1, \quad \frac{ds_2}{dt} = k_1 c_1 - k_2 c_2 - G_2$$

and thus $\{dc_1/dt, dc_2/dt\}$ does not form a linear independent set. However, we can obtain another equation in G_1, G_2 by taking certain linear combination of $\{ds_1/dt, ds_2/dt\}$. For this particular network, we can take their sum to obtain

$$\frac{ds_1}{dt} + \frac{ds_2}{dt} = -G_1 - G_2.$$

Thus $\{dc_1/dt, ds_1/dt + ds_2/dt\}$ forms a linearly independent set and at steady state we still have $G_1 = G_2 = 0$. This allows us to apply Theorem S12.7 and conclude that the network (32) has ACR in both S_1 and S_2 .

In general, it is not trivial to find a linear combination of $\{ds_i/dt : i \in [1, n]\}$ to obtain additional linear combinations of $\{G_\ell : \ell \in R\}$ (especially when there are composite reactions of the types other than $S \rightarrow S^*$). As such, we will just focus on Assumption S12.1 for the rest of the paper.

The decomposition of the steady state equations in Lemma S12.3 allows us to establish the existence of a positive steady state based on some conditions on the skeleton G .

Theorem S12.5. Consider a substrate modification network where every reaction has the detailed model given in (27). Suppose there exists a positive current assignment on the skeleton G . Then the associated reaction network \mathcal{G} is consistent.

Proof. Suppose there exists a positive current assignment $\{I_\ell > 0 : \ell \in R\}$. We will show that there exists a choice of rate constants κ such that the resulting mass-action system admits a positive steady state x^* where the concentration of every species is equal to 1. In particular, we make the following choice of rate constants.

- First, we pick $k_\ell = I_\ell$ for all $\ell \in R$. At steady state x^* where every $c_\ell = 1$, we have

$$L_i = \sum_{\ell: i \in H_\ell} k_\ell c_\ell - \sum_{\ell: i \in T_\ell} k_\ell c_\ell = \sum_{\ell: i \in H_\ell} I_\ell - \sum_{\ell: i \in T_\ell} I_\ell = 0,$$

where the last equality is due to the balance property of the currents.

- We pick $k_\ell^- = 1$ for all $\ell \in R$. Furthermore, we pick $k_\ell^+ = 1 + I_\ell$ for all $\ell \in R$. With this choice, at steady state x^* where all $s_i = 1$, $c_\ell = 1$ and $e_j = 1$ (thus all $\varepsilon_\ell = 1$) we have

$$G_\ell = k_\ell^+ \left(\prod_{i \in T_\ell} s_i \right) \varepsilon_\ell - (k_\ell^- + k_\ell) c_\ell = 1 + I_\ell - (1 + I_\ell) = 0.$$

Thus, from Lemma S12.3, x^* is a positive steady state of the resulting mass-action system. \square

Now we turn to the main result of this section on sufficient conditions for ACR. We first provide a formal definition for bifunctional enzyme action.

Definition S12.6. A pair of hyperedges $(\ell, m) \in R \times R$ is called a *bifunctional pair* if the compound of ℓ is the enzyme of m (i.e. $\mathcal{E}_m = C_\ell$). We also call ℓ the *agonist hyperedge* and m the *antagonist hyperedge*.

Theorem S12.7. Consider a substrate modification network where every reaction has the detailed model given in (27). Suppose that the skeleton G contains a pair of hyperedges (ℓ, m) that is both bifunctional and current-balanced. Then the associated reaction network \mathcal{G} has concentration robustness in the tail of the antagonist hyperedge m . Furthermore, if the tail of m contains only one reactant substrate, then the associated reaction network \mathcal{G} has ACR in that reactant substrate.

Proof. From Lemma S12.3, at steady state, we have

$$L_i = \sum_{\ell: i \in H_\ell} k_\ell c_\ell - \sum_{\ell: i \in T_\ell} k_\ell c_\ell = 0$$

for all $i \in [1, n]$. Thus, by setting $I_\ell = k_\ell c_\ell$, the set $\{I_\ell : \ell \in R\}$ forms a positive current assignment on G . Since (ℓ, m) is current-balanced, their currents must equal for any choice of positive currents. Thus we have

$$I_\ell = I_m \implies k_\ell c_\ell = k_m c_m \implies c_m = \frac{k_\ell}{k_m} c_\ell$$

Furthermore, we also have (ℓ, m) is a bifunctional pair, which gives $\mathcal{E}_m = C_\ell$ and $\varepsilon_m = c_\ell$. From Lemma S12.3, at steady state we must have $G_m = 0$, thus

$$0 = G_m = k_m^+ \left(\prod_{i \in T_m} s_i \right) \varepsilon_m - (k_m^- + k_m) c_m = k_m^+ \left(\prod_{i \in T_m} s_i \right) c_\ell - (k_m^- + k_m) \frac{k_\ell}{k_m} c_\ell.$$

Eliminating c_ℓ and moving terms, we have

$$\prod_{i \in T_m} s_i = \frac{k_\ell}{\frac{k_m k_m^+}{k_m + k_m}} =: \frac{k_\ell}{k_m^*}$$

at any steady state. Thus \mathcal{G} has concentration robustness in the tail of m . Furthermore, if there is only one $i \in T_m$, then we must have

$$s_i = \frac{k_\ell}{k_m^*}$$

and thus \mathcal{G} has ACR in substrate S_i , the only reactant substrate of the antagonist hyperedge m . \square

Remark S12.8. It is easy to see that Theorem S12.7 can be extended beyond mass-action kinetics, as long as the reaction rates are still linear in the enzyme and compound concentrations. In such a case, we replace the current G_ℓ by a more general form:

$$G_\ell = k_\ell^+ f_\ell(\{s_i : i \in T_\ell\}) - (k_\ell^- + k_\ell) c_\ell.$$

Following Theorem S12.7, if a pair of hyperedges (ℓ, m) is both bifunctional and current-balanced, then $f_m(\{s_i : i \in T_m\})$ has the same value at any positive steady state. In particular, if T_m only contains a single substrate S_i and f_m is monotone, then S_i is an ACR species (when a positive steady state exists).

S13 Substrate modification networks with general detailed models

In this section, we show that the techniques and results in Section S12 can be extended to substrate modification networks whose composite reactions may have more general detailed models as described in Section S11.4.

S13.1 Detailed model

We start by considering a substrate modification network \mathcal{G} with n substrates S_1, S_2, \dots, S_n and d enzymes E_1, \dots, E_d . As before, some reactions may involve the null substrate $S_0 = 0$ or the null enzyme $E_0 = 0$. Let $G = (V, R)$ be the skeleton of the substrate modification network \mathcal{G} . Each hyperedge $\ell \in R$ corresponds to the composite reaction

$$\sum_{i \in T_\ell} S_i \longrightarrow \sum_{i \in H_\ell} S_i.$$

Assume that each composite reaction has a detailed model satisfying Assumptions S11.11 in Section S11.4. By Assumption S11.12, the set of indices on all compounds in the overall detailed model are partitioned into $2(\#R)$ sets, the reactant and product compounds of each hyperedge. Denote by RC_ℓ the set of indices on the reactant compounds associated with the hyperedge ℓ , and therefore the reactant compounds associated with the hyperedge ℓ are $\{C_{\ell p} : p \in RC_\ell\}$. Similarly, the set of indices on the product compounds for hyperedge ℓ are PC_ℓ and so the product compounds are $\{C_{\ell p} : p \in PC_\ell\}$. Without loss of generality, we denote the terminal complex of the reactant block by $C_{\ell 1}$ (recall from Assumptions S11.11 that a terminal complex always exists).

Lastly, we again use the notation \mathcal{E}_ℓ , which indicates the (non-bifunctional or bifunctional) enzyme for hyperedge ℓ .

S13.2 Resulting mass-action ODEs

After specifying the detailed model for all hyperedges, we have associated the substrate modification network and its skeleton G with a reaction network \mathcal{G} . This section discusses the mass-action ODEs arising from \mathcal{G} .

The mass action ODEs are given in (35) – it will be convenient to derive them by going from the special case of a single composite reaction (single hyperedge) (33), to the case where there is no bifunctional enzyme (34), finally to the fully general case (35).

Without bifunctional enzymes

First we consider the ODEs arising from the detailed model of a single composite reaction.

Lemma S13.1. *Consider a single composite reaction: $S \rightarrow S^*$ with enzyme E where the detailed model satisfies Assumption S11.11. Denote the reactant compounds by $\{C_p : p \in RC\}$ and the product compounds by $\{C_p : p \in PC\}$, where RC and PC are the set of indices of the reactant compounds and product compounds. Let C_1 be the terminal complex of the reactant block and k_1 be the rate constants for the reaction from C_1 to the product block. Then we have the identities*

$$\begin{aligned} \frac{ds}{dt} &= -k_1 c_1 - \left(\sum_{p \in RC} \frac{dc_p}{dt} \right), \\ \frac{ds^*}{dt} &= k_1 c_1 - \left(\sum_{p \in PC} \frac{dc_p}{dt} \right), \quad \text{and} \\ \frac{de}{dt} &= - \left(\sum_{p \in RC \cup PC} \frac{dc_p}{dt} \right). \end{aligned} \tag{33}$$

Proof. We take the sum of ds/dt and dc_p/dt for all $p \in RC$. Notice that the contribution of each edge in the reactant block to the sum is zero since the species in all complexes are distinct. In addition, there is a

single edge from C_1 out of the reactant block with rate constant k_1 , which results in the first identity. For the second identity, we take the sum of ds^*/dt and dc_p/dt and notice that there is a single edge from C_1 into the product block. Finally, since E appears in both the reactant and product blocks, we get the third identity. \square

The argument extends easily to other types of composite reactions, possibly involving multiple substrates on the reactant side or on the product side.

Now we can assemble the mass-action ODEs arising from the entire reaction network \mathcal{G} where there is no bifunctional enzyme. Let $G_{\ell p}$ denote the ODE for each compound $c_{\ell p}$ where $\ell \in R, p \in RC_\ell \cup PC_\ell$. The mass-action ODEs of \mathcal{G} is given as follows

$$\begin{aligned} \frac{dc_{\ell p}}{dt} &= G_{\ell p} & \text{for } \ell \in R, p \in RC_\ell \cup PC_\ell, \\ \frac{de_j}{dt} &= - \left(\sum_{\ell: \mathcal{E}_\ell = E_j} \sum_{p \in RC_\ell \cup PC_\ell} G_{\ell p} \right) & \text{for } j \in [1, d], \\ \frac{ds_i}{dt} &= L_i - \left(\sum_{\ell: i \in T_\ell} \sum_{p \in RC_\ell} G_{\ell p} + \sum_{\ell: i \in H_\ell} \sum_{p \in PC_\ell} G_{\ell p} \right) & \text{for } i \in [1, n], \end{aligned} \quad (34)$$

where

$$L_i = \sum_{\ell: i \in H_\ell} k_\ell c_{\ell 1} - \sum_{\ell: i \in T_\ell} k_\ell c_{\ell 1}, \quad \text{for } i \in [1, n].$$

With bifunctional enzymes

In the presence of bifunctional enzyme(s), the mass-action ODEs are given as follows

$$\begin{aligned} \frac{dc_{\ell p}}{dt} &= G_{\ell p} + \tilde{G}_{\ell p} & \text{for } \ell \in R, p \in RC_\ell \cup PC_\ell, \\ \frac{de_j}{dt} &= - \left(\sum_{\ell: \mathcal{E}_\ell = E_j} \sum_{p \in RC_\ell \cup PC_\ell} G_{\ell p} \right) & \text{for } j \in [1, d], \text{ and} \\ \frac{ds_i}{dt} &= L_i - \left(\sum_{\ell: i \in T_\ell} \sum_{p \in RC_\ell} G_{\ell p} + \sum_{\ell: i \in H_\ell} \sum_{p \in PC_\ell} G_{\ell p} \right) & \text{for } i \in [1, n]. \end{aligned} \quad (35)$$

where $G_{\ell p}$ and L_i are defined as in (34) and

$$\tilde{G}_{\ell p} = - \left(\sum_{m \in R: \mathcal{E}_m = C_i} \sum_{q \in RC_\ell \cup PC_\ell} G_{mq} \right). \quad (36)$$

Similar to Section S12.2, here $G_{\ell p}$ and $\tilde{G}_{\ell p}$ are the local and non-local parts of the ODEs for the compound $C_{\ell p}$. If $\tilde{G}_{\ell p} = 0$, $C_{\ell p}$ is not a bifunctional enzyme.

S13.3 Analysis of the steady state equations

Similar to Section S12.3, we make the following assumption.

Assumption S13.2. There is no conservation law which contains only the compounds $\{c_{\ell p} : \ell \in R, p \in RC_\ell \cup PC_\ell\}$.

Lemma S13.3. *The steady state equations are equivalent to*

$$\begin{aligned} G_{\ell p} &= 0 & \text{for } \ell \in R, p \in RC_\ell \cup PC_\ell, \text{ and} \\ L_i &= 0 & \text{for } i \in [1, n]. \end{aligned}$$

Proof. The argument is almost identical to that used to prove Lemma S12.3. \square

Next, we provide three lemmas which we will use in the proof of our main results for this section.

Lemma S13.4. *Consider a reaction network \mathcal{G} with n species $\mathcal{S} = \{X_1, X_2, \dots, X_n\}$. Assume that set of complexes is $\mathcal{C} = \{0, X_1, \dots, X_n\}$ (i.e. at most unimolecular complexes). If \mathcal{G} is weakly reversible and has a single connected component, then \mathcal{G} has deficiency zero and thus its associated mass-action system (\mathcal{G}, κ) has a unique positive steady state for any choice of κ .*

Proof. It is easy to check that the stoichiometric subspace of \mathcal{S} contains all standard basis vectors of \mathbb{R}^n . Thus $\dim(S) = n$ and its deficiency is $\delta = n + 1 - 1 - n = 0$. By Theorem S11.10, (\mathcal{G}, κ) has a unique positive steady state for any choice of κ . \square

Lemma S13.5. *Consider a reaction network \mathcal{G} with n species $\mathcal{S} = \{X_1, X_2, \dots, X_n\}$. Assume that set of complexes is $\mathcal{C} = \{0, X_1, \dots, X_n\}$ and that \mathcal{G} is weakly reversible and has a single connected component. For a choice of rate constants κ , let the unique steady state of the mass-action system (\mathcal{G}, κ) be denoted by x^* . Let u be a positive parameter, and consider a new choice of rate constants κ_u , defined as follows:*

1. *If the reactant complex is 0 then the rate constant of the reaction in (\mathcal{G}, κ) is multiplied by u to obtain the rate constant of that reaction in (\mathcal{G}, κ_u) .*
2. *If the reactant complex is not 0, then the rate constant of that reaction in (\mathcal{G}, κ_u) is the same as that in (\mathcal{G}, κ) .*

Then the positive steady state of (\mathcal{G}, κ_u) is $x_u^ = u \cdot x^*$.*

Proof. Dividing the ODEs of the mass-action system (\mathcal{G}, κ_u) by u and changing the variable $x \mapsto x/u$ produces the same ODEs as the mass-action system (\mathcal{G}, κ) . Thus the positive steady state of (\mathcal{G}, κ_u) is $x_u^* = u \cdot x^*$. \square

Lemma S13.6. *For each hyperedge ℓ and each compound $c_{\ell p} : p \in RC_\ell$ in the reactant block, at steady state we must have*

$$c_{\ell p} = h_{\ell p} \left(\prod_{i \in T_\ell} s_i \right) \varepsilon_\ell,$$

where $h_{\ell p}$ is a positive constant. This further implies

$$c_{\ell p} = \frac{h_{\ell p}}{h_{\ell 1}} c_{\ell 1}.$$

Proof. For each hyperedge ℓ , consider the reaction network \mathcal{G}_ℓ (and associated mass-action system $(\mathcal{G}_\ell, \kappa)$) that is obtained from its reactant block by doing the following:

1. replace the complex $\sum_{i \in T_\ell} S_i + \mathcal{E}_\ell$ with the complex 0, and
2. add a reaction from the terminal complex to the 0 complex, with the same rate constant as the reaction from the terminal complex to the product block in the original network.

Assumption S11.11(4) implies that \mathcal{G}_ℓ is weakly reversible and has a single connected component. Thus by Lemma S13.4, there exists a unique positive steady state, in which the compound $C_{\ell p}$ has the concentration denoted by $h_{\ell p}$.

Returning to the full reaction network, from Lemma S13.3, the steady state satisfies $G_{\ell p} = 0$ for all $p \in RC_\ell$. Let $u = \left(\prod_{i \in T_\ell} s_i \right) \varepsilon_\ell$, then it is easy to see that the equations $G_{\ell p} = 0$ for all $p \in RC_\ell$ are the same as the steady state equations of $(\mathcal{G}_\ell, \kappa_u)$ where κ_u is defined as in Lemma S13.5. From Lemma S13.5, the steady state values of $c_{\ell p}$ satisfy

$$c_{\ell p} = h_{\ell p} \cdot u = h_{\ell p} \left(\prod_{i \in T_\ell} s_i \right) \varepsilon_\ell.$$

The second part of the lemma follows directly from this. \square

Now we are ready to state the main results of this section on the consistency of substrate modification networks with general detailed model and conditions for ACR.

Theorem S13.7. *Consider a substrate modification network whose detailed models satisfy Assumption S11.11. Suppose there exists a positive current assignment on the skeleton G . Then the associated reaction network \mathcal{G} is consistent.*

Proof. Suppose there exists a positive current assignment $\{I_\ell > 0 : \ell \in R\}$. We will show that there exists a choice of rate constants κ such that the resulting mass-action system admits a positive steady state x^* where the concentration of any species is equal to 1. Next, we show explicitly the choice of rate constants. From Lemma S13.3, we need to show that with this choice of rate constants, x^* satisfies $L_i = 0$ for all i and $G_{\ell p} = 0$ for all $\ell \in R, p \in RC_\ell \cup PC_\ell$.

- First, we pick $k_\ell = I_\ell$ for all $\ell \in R$. At steady state x^* where all $c_\ell = 1$, we have

$$L_i = \sum_{\ell: i \in H_\ell} k_\ell c_\ell - \sum_{\ell: i \in T_\ell} k_\ell c_\ell = \sum_{\ell: i \in H_\ell} I_\ell - \sum_{\ell: i \in T_\ell} I_\ell = 0,$$

where the last equality is due to the balance property of the currents.

- For the reactant block of hyperedge ℓ , following the argument in the proof of Lemma S13.6, we consider a reaction network \mathcal{G}_ℓ (and associated mass-action system $(\mathcal{G}_\ell, \kappa)$) which is obtained by replacing the complex $\sum_{i \in T_\ell} S_i + \mathcal{E}_\ell$ with the complex 0. Again, since \mathcal{G}_ℓ is weakly reversible (and thus is consistent), there exists a choice of rate constants such that $(\mathcal{G}_\ell, \kappa)$ admits a unique steady state vector whose entries are all 1. This choice of rate constants ensures that x^* satisfies $G_{\ell p} = 0$ for all $\ell \in R, p \in RC_\ell$.
- For the product block of hyperedge ℓ , we consider a reaction network \mathcal{G}'_ℓ (and associated mass-action system $(\mathcal{G}'_\ell, \kappa)$) which is obtained by replacing the complex $\sum_{i \in H_\ell} S_i + \mathcal{E}_\ell$ with the complex 0. Assumption S11.11 (1) ensures that \mathcal{G}'_ℓ is weakly reversible, and thus there exists a choice of rate constants such that $(\mathcal{G}'_\ell, \kappa)$ admits a unique steady state vector whose entries are all 1. This choice of rate constants ensures that x^* satisfies $G_{\ell p} = 0$ for all $\ell \in R, p \in PC_\ell$.

Thus, x^* is a positive steady state of the resulting mass-action system. \square

The following definition is a general version of Definition S12.6.

Definition S13.8. A pair of hyperedges (ℓ, m) is called a *bifunctional pair* if a reactant compound of edge ℓ is the enzyme of edge m (i.e. $\mathcal{E}_m = C_{\ell p}$ for some $p \in RC_\ell$). Again, we call ℓ the *agonist hyperedge* and m the *antagonist hyperedge*.

Theorem S13.9. *Consider a substrate modification network whose detailed models satisfy Assumption S11.11. Suppose that the skeleton G contains a pair of hyperedges (ℓ, m) that is both bifunctional and current-balanced. Then the associated reaction network \mathcal{G} has concentration robustness in the tail of m . Furthermore, if the tail of m contains only one reactant substrate, then the associated reaction network \mathcal{G} has ACR in that substrate.*

Proof. From Lemma S13.3, at steady state, we have

$$L_i = \sum_{\ell: i \in H_\ell} k_\ell c_{\ell 1} - \sum_{\ell: i \in T_\ell} k_\ell c_{\ell 1} = 0$$

for all $i \in [1, n]$. Thus, by setting $I_\ell = k_\ell c_{\ell 1}$, the set $\{I_\ell : \ell \in R\}$ forms a positive current assignment on G . Since (ℓ, m) is current-balanced, their currents must equal for any choice of currents. Thus we have

$$I_\ell = I_m \implies k_\ell c_{\ell 1} = k_m c_{m 1} \implies c_{\ell 1} = \frac{k_m}{k_\ell} c_{m 1}$$

Suppose that the bifunctional enzyme is $C_{\ell p}$ for a fixed $p \in RC_\ell$. Then we have $\varepsilon_m = c_{\ell p}$. From Lemma S13.6 we have

$$c_{m 1} = h_{m 1} \left(\prod_{i \in T_m} s_i \right) \varepsilon_m = h_{m 1} \left(\prod_{i \in T_m} s_i \right) c_{\ell p} = \left(\prod_{i \in T_m} s_i \right) h_{m 1} \frac{h_{\ell p}}{h_{\ell 1}} c_{\ell 1} = \left(\prod_{i \in T_m} s_i \right) h_{m 1} \frac{h_{\ell p}}{h_{\ell 1}} \frac{k_m}{k_\ell} c_{m 1}.$$

Thus we have

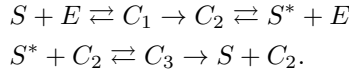
$$\prod_{i \in T_m} s_i = \frac{h_{\ell 1} k_{\ell}}{h_{m 1} h_{\ell p} k_m},$$

at any positive steady state. Thus \mathcal{G} has concentration robustness in the tail of m . Furthermore, if there is only one $i \in T_m$, then we must have

$$s_i = \frac{h_{\ell 1} k_{\ell}}{h_{m 1} h_{\ell p} k_m}$$

and thus \mathcal{G} has ACR in substrate S_i , the only reactant substrate of the antagonist hyperedge m . \square

Remark S13.10. *It is important to note from Theorem S13.9 that if a product compound is a bifunctional enzyme, we may not have an ACR species. To illustrate this, consider a simple substrate modification network $S \rightleftharpoons S^*$ with the following detailed models:*



In this case, a product compound, C_2 , is a bifunctional enzyme. It can be checked (for example by Mathematica) that the associated mass-action system does not have an ACR species.

Finally, similar to Remark S12.8, the results in Theorem S13.9 can be extended to more general kinetics beyond mass-action kinetics.

References

- [1] Frank D Russo and Thomas J Silhavy. The essential tension: opposed reactions in bacterial two-component regulatory systems. *Trends in microbiology*, 1(8):306–310, 1993.
- [2] Weihong Hsing, Frank D Russo, Karen K Bernd, and Thomas J Silhavy. Mutations that alter the kinase and phosphatase activities of the two-component sensor envz. *Journal of bacteriology*, 180(17):4538–4546, 1998.
- [3] Eric Batchelor and Mark Goulian. Robustness and the cycle of phosphorylation and dephosphorylation in a two-component regulatory system. *Proceedings of the National Academy of Sciences*, 100(2):691–696, 2003.
- [4] Guy Shinar, Joshua D Rabinowitz, and Uri Alon. Robustness in glyoxylate bypass regulation. *PLoS Comput Biol*, 5(3):e1000297, 2009.
- [5] Joseph P Dexter and Jeremy Gunawardena. Dimerization and bifunctionality confer robustness to the isocitrate dehydrogenase regulatory system in escherichia coli. *Journal of Biological Chemistry*, 288(8):5770–5778, 2013.
- [6] Guy Shinar, Ron Milo, María Rodríguez Martínez, and Uri Alon. Input-output robustness in simple bacterial signaling systems. *Proceedings of the National Academy of Sciences*, 104(50):19931–19935, 2007.
- [7] Uri Alon. *An introduction to systems biology: design principles of biological circuits*. CRC press, 2019.
- [8] Yuval Hart and Uri Alon. The utility of paradoxical components in biological circuits. *Molecular cell*, 49(2):213–221, 2013.
- [9] Guy Shinar and Martin Feinberg. Structural sources of robustness in biochemical reaction networks. *Science*, 327(5971):1389–1391, 2010.
- [10] Badal Joshi and Gheorghe Craciun. Foundations of static and dynamic absolute concentration robustness. *Journal of Mathematical Biology*, 85(53), 2022.

- [11] Albert Goldbeter and Daniel E Koshland Jr. An amplified sensitivity arising from covalent modification in biological systems. *Proceedings of the National Academy of Sciences*, 78(11):6840–6844, 1981.
- [12] Chi-Ying Huang and James E Ferrell Jr. Ultrasensitivity in the mitogen-activated protein kinase cascade. *Proceedings of the National Academy of Sciences*, 93(19):10078–10083, 1996.
- [13] James E Ferrell. Tripping the switch fantastic: how a protein kinase cascade can convert graded inputs into switch-like outputs. *Trends in biochemical sciences*, 21(12):460–466, 1996.
- [14] Naama Barkai and Stan Leibler. Robustness in simple biochemical networks. *Nature*, 387(6636):913–917, 1997.
- [15] Michael V Martinov, Victor M Vitvitsky, Eugene V Mosharov, Ruma Banerjee, and Fazoil I Ataullakhanov. A substrate switch: a new mode of regulation in the methionine metabolic pathway. *Journal of theoretical biology*, 204(4):521–532, 2000.
- [16] John Reinitz and J Rimas Vaisnys. Theoretical and experimental analysis of the phage lambda genetic switch implies missing levels of co-operativity. *Journal of theoretical biology*, 145(3):295–318, 1990.
- [17] Timothy S Gardner, Charles R Cantor, and James J Collins. Construction of a genetic toggle switch in escherichia coli. *Nature*, 403(6767):339–342, 2000.
- [18] Bruce Alberts. *Molecular biology of the cell*. Garland science, 2017.
- [19] Kenneth A Johnson and Roger S Goody. The original Michaelis constant: translation of the 1913 Michaelis–Menten paper. *Biochemistry*, 50(39):8264–8269, 2011.
- [20] NS Puneekar. Henri–michaelis–menten equation. *ENZYMES: Catalysis, kinetics and mechanisms*, pages 155–176, 2018.
- [21] Matthew Thomson and Jeremy Gunawardena. The rational parameterisation theorem for multisite post-translational modification systems. *J. Theoret. Biol.*, 261(4):626–636, 2009.
- [22] Liming Wang and Eduardo Sontag. On the number of steady states in a multiple futile cycle. *J. Math. Biol.*, 57(1):29–52, 2008.
- [23] Badal Joshi and Tung D Nguyen. Bifunctional enzyme provides absolute concentration robustness in multisite covalent modification networks. *Journal of Mathematical Biology*, 88(3):36, 2024.
- [24] Martin Feinberg. *Foundations of chemical reaction network theory*. Springer, 2019.
- [25] Fritz Horn. Necessary and sufficient conditions for complex balancing in chemical kinetics. *Archive for Rational Mechanics and Analysis*, 49(3):172–186, 1972.
- [26] Alexander M Berezhkovskii, Attila Szabo, T Rotbart, M Urbakh, and Anatoly B Kolomeisky. Dependence of the enzymatic velocity on the substrate dissociation rate. *The Journal of Physical Chemistry B*, 121(15):3437–3442, 2017.
- [27] Yangqing Xu and Jeremy Gunawardena. Realistic enzymology for post-translational modification: zero-order ultrasensitivity revisited. *Journal of theoretical biology*, 311:139–152, 2012.
- [28] Sudhakaran Prabakaran, Guy Lippens, Hanno Steen, and Jeremy Gunawardena. Post-translational modification: nature’s escape from genetic imprisonment and the basis for dynamic information encoding. *Wiley Interdisciplinary Reviews: Systems Biology and Medicine*, 4(6):565–583, 2012.
- [29] Christopher Walsh. *Posttranslational modification of proteins: expanding nature’s inventory*. Roberts and Company Publishers, 2006.

Acknowledgments

B.J. was supported by NSF grant DMS-2051498.

Author contributions

B.J. and T.D.N. both contributed to the conceptualization, analytical methodology, formal analysis, and the writing of the paper.

Competing interests

The authors declare no competing interests.