

# A Survey on Event-based Optical Marker Systems

Nafiseh Jabbari Tofighi\*, Maxime Robic, Fabio Morbidi, Pascal Vasseur

**Abstract**—The advent of event-based cameras, with their low latency, high dynamic range, and reduced power consumption, marked a significant change in robotic vision and machine perception. In particular, the combination of these neuromorphic sensors with widely-available passive or active optical markers (e.g. AprilTags, arrays of blinking LEDs), has recently opened up a wide field of possibilities. This survey paper provides a comprehensive review on *Event-Based Optical Marker Systems* (EBOMS). We analyze the basic principles and technologies on which these systems are based, with a special focus on their asynchronous operation and robustness against adverse lighting conditions. We also describe the most relevant applications of EBOMS, including object detection and tracking, pose estimation, and optical communication. The article concludes with a discussion of possible future research directions in this rapidly-emerging and multidisciplinary field.

**Index Terms**—Event-based cameras, Neuromorphic vision sensors, Pose estimation, Object detection and tracking, Optical communication

## I. INTRODUCTION

A NOTICEABLE trend towards the adoption of *event-based sensors* in a broad range of engineering applications, has been observed in recent years (see Fig. 1). The recent advances in neuromorphic sensing, and especially in event cameras, opened up entirely new ways of perceiving the world around us, leading to a major paradigm shift in computer vision and visual data processing techniques [1]. Regardless of the amount of motion or light changes within a scene, a traditional frame-based camera captures images at predefined, constant intervals. This operating mode limits performance when dealing with fast motions and variable light conditions in dynamic environments. On the contrary, event cameras, inspired by the human visual system, only capture light-intensity changes in an asynchronous fashion. In fact, every brightness change within a scene triggers an event that records its spatial location, timestamp, and polarity [2]. As a result, event cameras have low latency, with response times in the microsecond range. In addition, the asynchronous mechanism minimizes data redundancy and energy consumption. All these features make event cameras a valid alternative to conventional vision sensors in numerous real-world applications [3].

Event cameras offer significant advantages due to their high dynamic range, enabling effective operation in both low-light indoor and bright outdoor environments. Their ability to capture rapid changes with minimal latency makes them particularly well-suited for applications in mobile robotics [4], [5], [6], drone navigation [7], [8] and autonomous driving [9], [10], [11],

The authors are with the MIS laboratory, University of Picardie Jules Verne, 33 Rue Saint-Leu, 80039 Amiens, France. Emails: {nafiseh.jabbari, maxime.robic, fabio.morbidi, pascal.vasseur}@u-picardie.fr

\*Corresponding author.

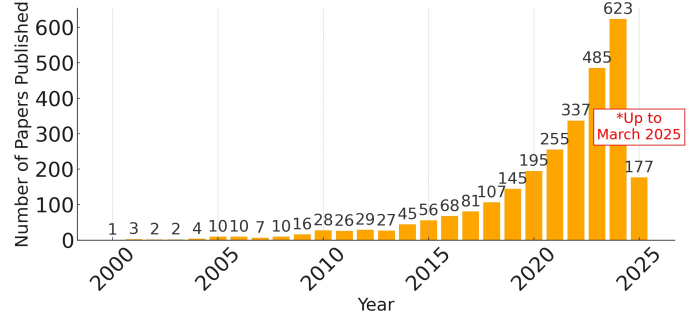


Figure 1. Number of publications on event cameras per year, based on Scopus [25] (data collected in March 2025).

where traditional cameras suffer from motion blur and delayed response times [12]. Additionally, their temporal precision and adaptability make them ideal for tasks requiring high-speed visual analysis, such as tracking [13], [14], pose estimation [15], [16], [17], and optical communication [18]. As research progresses, event cameras continue to demonstrate their value in a wide range of computer-vision problems, including motion segmentation [19], optical flow estimation [20], [21], environmental monitoring [22], depth estimation [23], and image reconstruction [24].

One of the most promising areas of application of event cameras, where their potential can be fully released, is *Event-Based Optical Marker Systems* (EBOMS<sup>1</sup>). Optical markers are visual reference points which have been configured to encode or transmit data, and which can be easily detected by an event-based sensor [26]. EBOMS take advantage of the low latency and high temporal resolution of event cameras to enable integrated communication, tracking and localization in dynamic and cluttered environments. In contrast to traditional optical markers that rely on frame-based detection, event-based systems can effectively track blinking markers, regardless of the ambient light conditions and with minimum power consumption. While traditional communication and tracking systems (e.g. radio-frequency [27] and Li-Fi communication [28], or RGB camera-based tracking [29]) are sensitive to adverse environmental conditions, EBOMS are intrinsically robust and safe.

EBOMS rely on a broad range of optical markers, which are tailored to the specific application and operational requirements. LED-based active markers emit modulated light signals which can be processed by an event camera for rapid object tracking and communication [30]. Geometric and passive markers, such as AprilTag, ARTag or ArUco, can be exploited as well, for accurate pose estimation and tracking. These systems can be combined to give rise to hybrid solutions,

<sup>1</sup>Throughout this paper, the acronym EBOMS is indifferently used in the singular or plural.

offering increased performance, robustness and flexibility in unstructured environments.

The relevance of EBOMS stems from their capacity to provide simple, integrated solutions to the tracking and communication problems. In particular, event-based systems are clearly beneficial in low-light conditions and high-speed tasks, where conventional cameras fall short of providing adequate results. Additionally, their energy efficiency and scalability make them appropriate for use in edge devices [31], multi-agent networks or large-scale, densely-populated autonomous systems [32].

Despite the impetus and vast amount of research in this field, a comprehensive review of the current landscape of EBOMS is still missing. The rapid progress of neuromorphic vision yielded a large body of literature, targeting diverse applications (Fig. 1 shows that the number of publications on event cameras, has increased exponentially in the last 25 years). A detailed review of existing methodologies, implementations, and application scenarios of EBOMS is essential, due to the recent technical advances, variety of approaches and opportunities in robotics, autonomous navigation, augmented reality (AR), and device-to-device communication. This paper fills this gap by providing a structured and comparative analysis of EBOMS. By identifying current trends and outlining open challenges, this survey is intended to foster innovation and pave the way for future research in this dynamic field.

This paper provides an extensive review of EBOMS in the last 15 years (it covers research between 2011 and 2025). The original contributions of this work, can be summarized as follows:

- 1) We conduct the first structured review on EBOMS, consolidating knowledge from event-based vision and optical markers, and laying a solid foundation for further research. The proposed taxonomy provides researchers with a clear understanding of existing methodologies, roadblocks, and technological evolution over time.
- 2) We analyze and critically compare the existing EBOMS according to different criteria: sensing technology, marker design, coding/decoding schemes, data processing and object tracking, and deployment in the field (see Table I).
- 3) We review key applications of EBOMS, including object tracking, pose estimation, and optical communication, and we discuss the pros and cons compared to conventional optical systems.

The remainder of this paper is organized as follows. Sect. II provides background information on event-based cameras and optical-marker systems. The main applications of EBOMS are discussed in Sect. III. Finally, Sect. IV draws the conclusions, and Sect. V puts forwards recommendations and identifies several promising directions for future research.

## II. BACKGROUND

This section briefly reviews the fundamental principles behind EBOMS, focusing on the key components and underlying technologies (see Fig. 2). First, event cameras are introduced, highlighting their asynchronous operation and advantages over traditional frame-based sensors. Second, the existing optical-marker systems are categorized, and their role in visual tracking, localization, and communication, is explained.

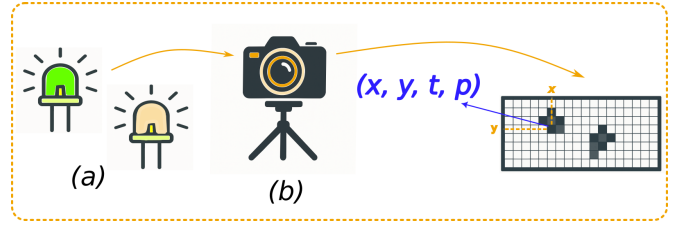


Figure 2. Core components of Event-Based Optical Marker Systems (EBOMS): (a) Optical-marker system, which may include different types of markers (e.g. LEDs) depending on the specific application; (b) Event-based camera, where each pixel operates independently and generates events asynchronously in response to brightness changes, encoding spatial, temporal and polarity information.

### A. Event-based Cameras

Event (or event-based) cameras are bio-inspired sensors which detect brightness changes in a scene, instead of capturing frames at fixed rates. Each pixel in an event camera operates independently, and it is sensitive to light-intensity fluctuations occurring in the environment. An event can be represented by the quadruple  $(x, y, t, p)$ , where  $(x, y)$  are the *coordinates* of the event,  $t$  is the *timestamp*, and  $p = \pm 1$  is the *polarity* of the event. If  $p$  is positive (negative), it means that the light intensity has increased (decreased) at location  $(x, y)$  in the last time interval.

Among the distinctive advantages offered by the sensing mechanism of event-based cameras, are asynchronous operation and high temporal resolution. Events are only generated when brightness changes occur in the scene, and this guarantees high speed and efficient calculation with low overhead. At the same time, with a response time in the microsecond range, event cameras are well equipped for sensitive applications requiring high accuracy and low run-times. The high dynamic range is another strength of event cameras, especially in outdoor environments with highly-variable or low light conditions, where conventional frame-based cameras usually struggle.

Finally, the event-based data collection mechanism, by only taking intensity variations into account and by disregarding those parts of the scene that do not change over time, guarantees high energy efficiency, which is crucial in applications involving embedded battery-powered devices.

### B. Optical-Marker Systems

The use of optical markers for vision-based applications, such as tracking, localization, and data encoding has a long history. These systems rely on visible or infrared (IR) lights that act as reference points for the receiver systems. Visual fiducials can be categorized based on their energy behavior as either *active* or *passive*. Active markers emit their own light and require a power source, such as light emitting diodes (LEDs), while passive markers rely on reflecting light from external sources. Independent of this classification, many fiducials are designed with distinct geometric patterns, such as AprilTag, ARTag, ArUco, or QR (Quick Response) codes. These geometric markers can be implemented either actively (for example, using illuminated displays) or passively (using printed patterns). For specific applications, active and passive

Table I  
COMPARISON OF SOME EXISTING EVENT-BASED OPTICAL MARKER SYSTEMS (EBOMS).

Reference	Tracking	Pose estimation	Communication	Camera type (Manufacturer, Model)	Marker type	Frequency (Hz)	Distance (m)	Real-world eval.	Algorithms	Error handling	Indoor/Outdoor (I/O) Lighting conditions	Target applications	Code/datasets
[33]	✓	✗	✗	iniVation eDVS	LED	500-1500	1-5	✓	Event counting, Time-difference tracking	✗	I/O, Natural light	Mobile robot tracking, pan-tilt tracking	✗
[34]	✓	✓	✗	Prophesee Gen3 EVK	Passive ArUco	N/A	Up to 1.75	✓	PnP, Event-based edge matching	✗	I, High contrast	Robot pose tracking	✗
[35]	✓	✗	✗	Prophesee EVK4	Active ArUco	N/A	0.3-0.5	✓	Mean shift, Corner refinement	✓	I, Low light	Marker detection for robot vision	✗
[36]	✓	✓	✗	Prophesee EVK4	Active ArUco	N/A	0.3-0.5	✓	Harris corner detection, Mean shift	✗	I, Poor exposure	Pose estimation for robotics	✗
[37]	✗	✓	✗	iniVation eDVS-4337	Infrared LED	1000	1.6-3.2	✓	Clustering, PnP, Least-squares pose optimization	✗	I, Low and high light	Pose tracking for drones	✗
[38]	✗	✓	✗	iniVation DAVIS346Red	Infrared LED	300-1500	0.4-2	✗	GM-PHD filter, Frequency detection	✓	I	Indoor positioning system	✗
[39]	✓	✓	✗	Prophesee EVK4 IMX636ES	Infrared LED	4000-40000	2.1-4.8	✓	Bias tuning, PnP	✗	I, Low light O, Sunlight	6-DoF pose estimation for drones	✓
[40]	✗	✓	✗	Prophesee Gen3	Infrared LED	1730-3520	0.7-5	✓	Signed Delta-Time Volume, Frequency Matching, PnP	✗	I, Bright light	Monocular motion capture for quadrotors	✗
[41]	✗	✓	✗	iniVation DVXplorer	Infrared LED	200-600	Up to 7	✓	Clustering based on Gaussian mixture models, TDKF	✗	I	Relative localization for space robotics	✗
[42]	✗	✓	✓	iniVation DVS128	Infrared LED	1000-2000	1-5	✓	Particle filter, Frequency clustering	✗	I, Low light	Pose tracking and communication for drones	✓
[43]	✓	✗	✓	iniVation DVXplorer Mini	Infrared LED	50-5000	0.5-28	✓	Density clustering, Spiking NN, Kalman filter	✓	I/O, Sunlight	Tracking and communication for drones	✓
[18]	✓	✗	✓	Prophesee Gen3	Visible-light LED	500	1-100	✓	Blob detection, High-pass filtering	✓	I/O, Sunlight	Beacon-based communication for robotics	✓
[44]	✗	✗	✓	N/A	Infrared, RGB LED	500	Up to 5	✓	Cluster detection, Matched filtering	✓	I	High-speed optical communication	✗
[45]	✓	✗	✓	Prophesee IMX636	Visible-light LED	250	Up to 5.5	✓	Event-based VLC decoding, Binary encoding	✗	I/O, Sunlight	Multi-agent communication	✗
[46]	✗	✗	✓	iniVation DVXplorer	Visible-light LED	200	0.2	✓	$n$ -pulse, Event counting demodulation	✗	I, Dark room	Low-complexity VLC	✗
[47]	✗	✗	✓	iniVation DVXplorer Lite	Visible-light LED	N/A	1	✓	Sliding window denoising, After-image demodulation	✗	I	Event-based VLC with rotating LED	✗
[48]	✗	✗	✓	iniVation DVXplorer Lite	Passive DMD	Up to 2000	Up to 6	✓	Channel mapping, Duplicate event removal	✓	I, from 0 to 433 lux	High-speed passive VLC	✗
[49]	✓	✗	✓	Virtual Spike Camera	Passive LC shutter	Up to 6400	0.5-2, Up to 800 (simul.)	✓	Adaptive quantization, Key point tracking	✗	I/O, Sunlight	Blind-spot and road condition alerts	✗
[50]	✓	✗	✓	Prophesee EVK4	Passive object reflection	Up to 1000	1	✓	ROI refinement, Adaptive $n$ -pulse	✓	I, Dark room, ambient light	Static NLoS communication	✗
[51]	✓	✓	✓	Prophesee Gen4	Digital marker	60	1.25	✓	Refractory filtering, SAE normalization	✗	I, Dark, normal and sunlight	Optical communication, AR localization	✓
[52]	✓	✓	✓	iniVation DVS128	Passive ArUco	N/A	0.2-0.3	✓	LSD, Gaussian convolution	✓	I	Pose estimation, and optical communication	✓
[53]	✓	✓	✓	Prophesee EVK4	Hybrid	1000	2.5-20	✓	SORT algorithm [54], Manchester coding	✓	I/O, Evening light	Hybrid tracking, localization	✗

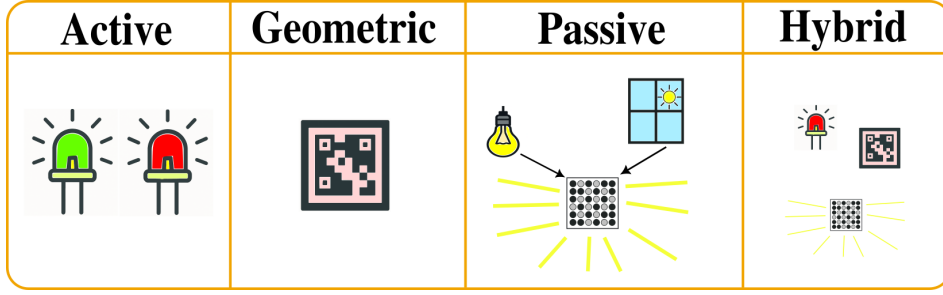


Figure 3. Classification of optical markers used in EBOMS into four categories: (Left) Active markers emit modulated light signals, typically using LEDs; (Center left) Geometric markers, such as ArUco or AprilTag, encode information through distinct visual patterns; (Center right) Passive markers depend on ambient or external light sources; (Right) Hybrid markers combine active, geometric, or passive elements to capitalize on their respective strengths, in challenging environments.

markers can be combined into hybrid systems, which often provide higher accuracy, improved robustness, and better adaptability to changing environmental conditions.

EBOMS go beyond frame-based systems and take advantage of flashing optical markers. Traditional frame-based optical communication systems are fundamentally limited by their frame rate, which typically ranges between tens and hundreds of frames per second (fps), with high-speed cameras reaching into the thousands of fps. This restricts their transmission rate to the kilobit-to-megabit per second range, depending on the specifications of the camera [55]. Other types of fast optical receivers, such as photodiodes, can operate at gigahertz frequencies: however, they function as single-point sensors and have poor spatial resolution, making them unsuitable for vision-based detection and communication tasks [50]. In contrast, EBOMS operate asynchronously, with bandwidths ranging from several megahertz to beyond a gigahertz, enabling transmission rates in the gigabit-per-second range [3]. The seamless fit between the high temporal resolution of event cameras, which selectively capture only rapid visual changes, and the capability of LEDs to operate at high frequency, plays a key role in the superior performance of EBOMS in numerous tasks.

### III. APPLICATIONS

Because of their low-latency response and resilience under extreme conditions, EBOMS are being used in a number of classical and emerging applications. Although, in principle, EBOMS could be classified according to the type of application (for instance, tracking, communication or pose estimation), the lines between them are often blurry. Some works have developed integrated frameworks that simultaneously alleviate the need for tracking or communication, or utilize pose estimation within an integrated localization and navigation pipeline. This convergence demonstrates the adaptability of EBOMS, since the same technology can be used for a variety of system functions.

Table I presents an overview of existing EBOMS, classified according to different axes (camera/marker technology, operating conditions, target applications, etc.). In the rest of this section, the systems summarized in Table I, will be described in more detail. We start by examining works that are primarily geared towards detection and tracking of optical markers, as this serves as the basis for many approaches in this domain. The

pose-estimation problem is then addressed, and finally, EBOMS for communication tasks are discussed. As summarized in Fig. 3, EBOMS utilize four main classes of optical markers. Sect. III-C is divided into four parts, covering the case of *active*, *geometric*, and *passive* markers, and of *hybrid systems*.

#### A. Object Detection and Tracking

Detecting and tracking a moving target, is a fundamental task in a broad range of engineering applications, including robotics and autonomous vehicles [56]. In traditional systems, frame-based cameras are in charge of the detection task, which introduce latency due to their limited response time [57], [58]. As a result, they are not well-suited for time-sensitive applications. In addition, usually the detector and the tracker aim at the whole target (for example, the airframe of a drone), which may lead to false positives and require substantial computational resources. Another option, is to detect only specific markers on the target, for instance, active markers and ArUco markers. This strategy has two main advantages: first, one should only focus on a narrow region of the scene (and not on the whole target). Second, the marker itself can convey additional information of use for pose estimation or communication.

One of the early works in this domain, is [33]. Here, the authors proposed to use event-based sensors to get past the limitations of traditional methods, for real-time 2D visual tracking. They proposed two algorithms to track the target objects (blinking LEDs). The first algorithm accumulates the events at each pixel over a fixed time window. Then, the pixel with the highest event count is selected as the estimated position of the LED. While this method is simple to implement and works reasonably well in practice, the size of the time window to update the target position, is fixed. To address this issue, a second algorithm, which asynchronously follows the events per pixel and detects event patterns that match the frequency of LEDs, is proposed. Experiments (autonomous robot homing and high-speed pan-tilt tracking) demonstrated the accuracy of the proposed algorithm. This pioneering work showed the potential of EBOMS for detection and tracking, laying the groundwork for subsequent studies in the field.

Other researchers have used geometric markers for object tracking and orientation estimation. In [34], the authors used ArUco markers for fast continuous tracking (they achieved a

frequency of 156 kHz and an end-to-end latency as low as 3 ms). The proposed approach consists of three main steps. A conventional ArUco detector based on the polarity map is used to detect the marker, followed by an update step of the pose which relies on the known 3D geometry of the marker. Finally, a two-way verification step is performed to backtrack the recent events and detect tracking failures by measuring the divergence between forward and backward pose estimates.

No matter the tracking algorithm used, the design of the markers themselves might have a strong impact on the accuracy of EBOMS. In this respect, the authors in [35], introduced active ArUco markers integrating multiple LEDs, whose blinking patterns can be easily detected by an event camera in complex scenarios (fast motions, low-light and high-contrast conditions). The detection algorithm applies a mean shift filter for noise reduction, followed by a corner-refinement step using geometric consistency. The pipeline incorporates an error-detection strategy based on the Hamming distance, to improve accuracy. Adaptive thresholding with weighted statistics is used to handle motion blur and partial occlusions, more effectively. The promising results of this study show the advantages of active ArUco markers over traditional printed markers. Similarly, in [36], the authors proposed EVNT-ArUco, a blinking ArUco marker specifically designed for event cameras. The main focus has been on the design of the marker, which guarantees better performances in static, dark environments, compared to standard passive markers.

### B. Pose Estimation

EBOMS have a great potential for pose estimation, with a wide range of situations, including portable motion capture systems, augmented and virtual reality, and outdoor localization of mobile robots. Accurate and real-time pose estimation is crucial in these applications, as it offers the spatial information required for object tracking or trajectory planning in both physical and virtual environments. However, conventional optical systems use frame-based cameras which capture scenes at fixed rates, which leads to motion blur during high-speed motions and performance degradations in low-light or high-contrast conditions [59]. In the context of pose estimation, such limitations can result in corrupted feature detection or loss of visual correspondences between frames. As a consequence, the estimated pose may drift over time, or become unstable during rapid head or object movements, which severely affects tracking accuracy in real world conditions. To get around these well-known limitations, one can combine event cameras with optical markers.

The authors in [37] were among the first to address the pose estimation problem using EBOMS, thus providing a baseline for subsequent studies. The proposed system consists of four LEDs, whose high-frequency light flashes are captured by an event camera which generates a stream of events. After a preprocessing step, a low-pass filter is applied to remove slow changes, followed by a clustering step to detect isolated events produced by the LEDs. In order to estimate initial camera pose, the well-known Perspective- $n$ -Point (PnP) algorithm is employed, followed by an optimization step to minimize the

reprojection error. Finally, the 6-DoF pose estimates are refined by applying a graph-based optimization method.

Inspired by [37], an indoor positioning system including an event camera and multiple LEDs, is introduced in [38]. Each LED is assigned a unique frequency, which is detected using a Gaussian Mixture Probability Hypothesis Density (GM-PHD) filter for tracking, along with a multi-LED fusion strategy. The pinhole camera model is used to estimate the camera's position in an indoor setting.

Over the years, this solution has been fine-tuned to allow for faster responses and higher throughput. To this end, a low-latency algorithm tailored to rapidly-moving robots is proposed in [39]. They first perform bias tuning, and then frequency recognition for each LED. A low-pass filter is applied for tracking, and the PnP algorithm is utilized for pose estimation, by mapping the 3D LED positions to the corresponding 2D projections.

Along the same lines, the PnP algorithm has been applied for drone pose estimation in [40]. The authors proposed an event-based pipeline which achieves millimeter-level position accuracy with a pose update rate up to 1 kHz and latency as low as 2.5 ms, using four IR LEDs. This approach is particularly suited for small indoor environments and for agile robots (e.g. drones).

Going beyond traditional localization systems, EBOMS have also recently found application in aerospace robotics. For example, in [41], the authors use blinking LEDs placed on the ground as reference points and an event camera mounted on a drone to solve relative localization problem. A Kalman filter is designed for detecting and tracking the LEDs, based on their unique frequencies. Finally, a real-time relative localization method is proposed, which relies on a Time-Delayed Kalman Filter (TDKF). The TDKF integrates the pose estimates of the target obtained from the solution of an PnP problem, with acceleration measurements from the onboard IMU (Inertial Measurement Unit). The PnP-based position is used as a correction input, whereas the inertial information is leveraged for motion prediction. The overall algorithm runs at 200 Hz and it guarantees real-time pose estimation in this study for the application of autonomous navigation and coordination between the Ingenuity helicopter and the Perseverance rover during planetary exploration missions.

### C. Communication

Because of their inherent properties, such as robustness to motion blur, high dynamic range, and low latency, event cameras could significantly improve message transmission in terms of speed and error rate. They are thus well-suited for optical communication, especially in complex, unstructured environments, where traditional frame-based cameras provide relatively poor results. As far as traditional optical communication systems are concerned, Visible Light Communication (VLC) and infrared-based devices have been mostly explored for short-range data transmission [60]. These systems generally rely on photodiodes and frame-based cameras, as emitters and receivers, respectively [61]. However, they suffer from a number of weaknesses, such as a limited frame rate, motion



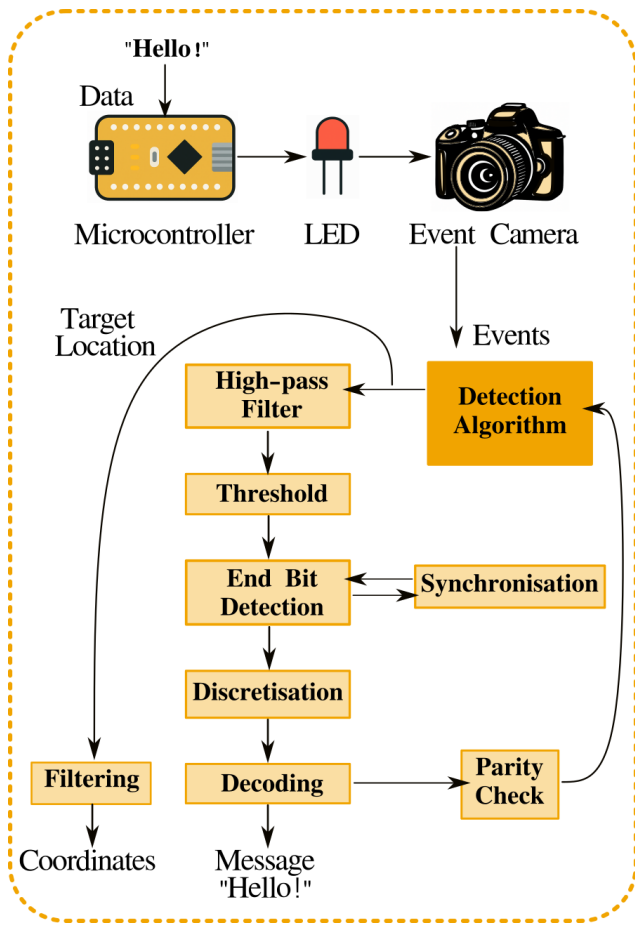


Figure 4. The EBOMS proposed in [18] relies on LED-light encoding, LED detection and asynchronous data decoding. The microcontroller modulates the light signals based on input data, which are then captured as events by the neuromorphic camera. The detection algorithm processes these events, followed by asynchronous demodulation, decoding, and error checking, to reconstruct the transmitted message.

blur in dynamic scenes, and sensitivity to ambient light [62], [55]. Therefore, these systems are rarely used for real-time or high-speed applications, in outdoor, dynamic environments.

Besides point-to-point communication, EBOMS also open up new possibilities, such as inter-swarm communication in multi-agent systems, where multiple robots (securely) exchange messages via optical signals. This is particularly useful when radio-frequency communication is unreliable due to interference, jamming/spoofing, regulatory restrictions, or energy constraints. In all these cases, optical emitters in conjunction with event-based receivers, provide a fast, robust and energy-efficient communication channel. In the remainder of this section, we will provide an overview of existing EBOMS for optical communication. We will first analyze systems based on active optical markers like LEDs, we will then consider geometric and passive markers (cf. ArUco tags), and we will finally describe hybrid solutions combining passive and active markers.

1) *Active Markers*: Various types of active markers, such as visible-light LEDs or IR LEDs, have been explored in the literature, each one offering distinct advantages, depending on the specific application at hand. One of the foundational

studies in this field, is [42]. It laid the groundwork for further research, by showing that event cameras lend themselves to high-speed transmission via modulated LED signals and by introducing a general framework for transforming raw event data into meaningful decoded messages. More specifically, in [42] the authors proposed a low-latency method to process event data and track IR LEDs blinking at different frequencies. They used evidence maps and a global particle filter, delivering superior performance compared to traditional cameras. Building upon this work, in [43] the authors designed an algorithm that employs a density-based clustering method to identify beacon signals from near-infrared LEDs. Event data is used to compute a sparse optical flow via spiking neural units, which estimate motion direction and speed. These estimates are then fed into a Kalman filter to track the beacon's position over time. During decoding, a start code is searched for, followed by message extraction and parity bit checking for error detection. These steps guarantee robustness, as shown by the simulation results of the authors.

A significant departure from the state of the art is [18], where a smart EBOMS is presented. Fig. 4 reports the pipeline proposed in [18]. Messages are converted into compact 11-bit binary packets. Each packet includes a start code, a 7-bit ASCII message, a parity bit for error checking, and an end code to wrap things up. For the decoding process, a blob-detection algorithm is used to pinpoint the location of LED signals. A high-pass filter is then applied to extract the relevant, high-frequency signals and a thresholding technique is employed to decode the original message. Thanks to the high-performance visible-light LEDs and optical lenses for longer distances, error-free data transmission at a frequency of 500 bps over a distance of 100 m is achieved, even under bright sunlight. This work demonstrated that active markers are effective for long-range optical communication in outdoor environments. Recent research has further explored the use of event cameras in the realm of optical communication. For instance, in [44], the authors unveiled a high-speed Camera Communication (CamCom) system which ensured effective data transmission using IR LEDs, while their prototype design also allowed the use of RGB LEDs for potential multi-color signaling. The system delivered excellent performance with low error rates over a distance of 5 m, utilizing a technique known as binary pulse position modulation paired with a uniquely-designed start frame delimiter. In the same vein, a multi-agent framework that leverages event-based VLC is developed in [45]. This approach guaranteed an impressive success rate of 99.1% in communication, outperforming conventional radio-frequency and RGB-based methods. Its key strengths include robustness to occlusion and motion blur, with reliable communication even at moderate distances and in visually cluttered environments. This study suggests that event-based optical communication systems can correctly operate in harsh, cluttered environments, which are frequently encountered in many robotic applications.

In recent studies, more efficient encoding schemes for optical communication have been investigated. For example, in [46], instead of using traditional methods to encode messages in LED-based systems (such as binary or ASCII code), a new approach, called  $n$ -pulse encoding, has been proposed.

Information is conveyed by counting the number of pulses generated within a specific time window, which guarantees efficient data transmission. One of the key advantages of this solution, is that it fully benefits from the low latency of event cameras, and it can effectively work at high frequencies.

However, working with event cameras also poses several challenges. For example, for an object to be always visible by the camera, a continuous brightness change is indispensable. To tackle this issue, the authors in [47] proposed to use a spinning array of LED transmitters. The rotation of the LEDs, combined with the after-image effect, ensure that continuous brightness changes are perceived by the event camera, thereby ensuring constant visibility. While the rotating LED array transmits data by modulating the blinking pattern according to the angular position of the LEDs, the decoding process involves two main steps: noise filtering and signal demodulation. A sliding window is used to filter out noise, followed by signal demodulation to accurately reconstruct the transmitted data.

2) *Geometric Markers*: LEDs are commonly employed as optical markers, but an interesting alternative, especially for communication tasks, is geometric markers (generally, ArUco markers). These fiducial markers have distinctive black-and-white square patterns, which can be easily detected and decoded via conventional computer vision algorithms. Different supports exist for the ArUco markers: they can be displayed on digital monitors or printed on rigid substrates (in the latter case, an external source of light is necessary, for visibility). Their flexibility and variety of form factors, make them an excellent option in many innovative applications.

In [51], Sun *et al.* proposed a novel transmission mechanism, in which binary data is encoded as dynamic visual markers on a screen and captured by an event camera through asynchronous brightness changes. To ensure accurate spatial localization, the authors proposed to use the Surface of Active Events (SAE). In this way, the markers maintain a high-contrast margin, which improves tracking stability. Data is transmitted as a video stream at 60 fps, and the decoding process involves binarizing the received information. The experimental results indicate that the system achieves a maximum transmission rate of 114 kbps under static conditions: the transmission rate drops to 7.68 kbps, in case of motion.

In [52], the authors presented a cutting-edge method for real-time decoding of binary square fiducial markers, using an event camera. In a preprocessing step, a Gaussian filter is applied to the input data. Then, the Line Segment Detector (LSD) is used to accurately identify the boundaries of the markers. By forming candidate marker regions through the pairing of line segments extracted from temporally-segmented event frames, the detection process does not incur a high computational cost. To extract the binary message embedded within the markers, a shift convolution method is utilized on the marker grid, by taking advantage of event distribution. This approach is not only robust against transmission errors, but also streamlines the extraction of encoded information.

3) *Passive Markers*: Passive markers, a distinct class of optical markers, are widely used in EBOMS. They do not emit electromagnetic waves, but, instead, reflect or modulate an external source of light. Reflective surfaces or Digital

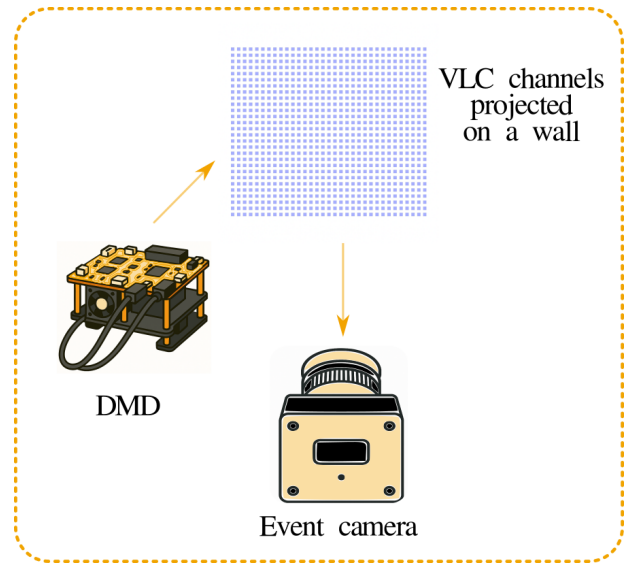


Figure 5. Overview of Selene EBOMS proposed in [48]. The system consists of an event camera and a DMD (Digital Micromirror Device).

Micromirror Devices (DMDs) can be utilized as passive markers, especially in scenarios where adding an active light source is impractical due to design or environmental constraints, or energy limitations. This class of optical markers is particularly useful when an obstacle lies between the event camera and the target. In this case, the neuromorphic sensor generates events by indirectly capturing the light incident on a reflective surface. Thus, the obstacle is detected, even though it is outside the line-of-sight.

In [48], the authors proposed the Selene framework, which is a high-speed, multi-channel EBOMS based on passive optical communication principles. Thanks to the DMDs, no modulated light signals are emitted, and the available ambient lighting, e.g. sunlight, is sufficient (see Fig. 5). Firstly, a channel mapping strategy clusters data into independent mirror block positions. Next, a duplicate event removal step filters out redundant events caused by strong intensity changes, retaining only the first polarity transition, which represents the actual state change of interest. Finally, a data decoding step is performed. One of the key innovations of Selene is the use of a dual refresh rate: in fact, mirror blocks near the center are refreshed at a higher rate than those on the periphery. This is based on the observation that central pixels in event cameras exhibit lower timestamp latency than peripheral ones, enabling more precise event timing in those regions. By aligning the spatial refresh pattern of the DMD with the sensor's non-uniform latency profile, Selene significantly improves throughput without sacrificing decoding accuracy. In [48], the authors showed a peak data rate of 1.6 Mbps at distances up to 6 m, setting a new record for communication systems based on passive markers.

Recently, in [50], the authors explored a novel approach for Non-Line-of-Sight (NLoS) communication, which uses passive light reflections from real-world objects. A modulated LED source and a neuromorphic camera are positioned orthogonally with respect to the target, and only the reflected light is captured by the camera. A periodic event-frame generation process is

exploited to identify regions of interest (ROI), followed by contour-based refinement to extract the most informative pixels. Two modulation schemes are investigated: On-Off Keying (OOK) and an adaptive  $n$ -pulse encoding method that varies symbol mapping according to bit composition, to improve reliability. Demodulation is performed using a sliding-window approach, with guard intervals to handle noise and multi-path interference. Extensive experiments with a variety of object surfaces have shown that glossy and reflective materials significantly improve signal decoding. The system achieves a bit error rate as low as  $4 \times 10^{-4}$  in dark conditions, supporting the use of passive markers for reliable NLoS communication, even with no direct visibility.

EBOMS based on the passive-marker technology have also found applications in various real-life scenarios, such as autonomous driving. For example, in [49], a new visible light communication system, called NeuromorphicVLC, is proposed, which includes a retroreflective material and a liquid-crystal (LC) shutter to precisely modulate the reflected light. The detection algorithm begins by constructing an evidence map to isolate regions of high luminance. By applying an adaptive quantizer, the pixel intensities are then mapped into three levels: on, off, and noise. In this way, both the signal intensity and consistency across frames is evaluated. This allows to select key points (highly reliable pixels) for accurate message decoding. These key points are continuously tracked and they are used across 8 parallel channels for message transmission. This multi-channel communication system achieves high accuracy in dynamic scenarios, but the working range remains limited (up to 2 m).

4) *Hybrid Markers*: In order to enhance the accuracy and robustness of event-based optical communication systems, a possible solution consists in integrating different types of markers. For example, the Bicode system [53], aptly combines blinking IR LEDs and 2D markers, to boost the signal recognition rate. It employs advanced techniques to process the event data, and it can robustly detect a signal up to 30 m away. Moreover, as shown in Fig. 6, when it comes to pose estimation, it can operate with objects as far as 2.5 m, by leveraging the 2D markers. One of the distinguishing features of Bicode system, is a transmission frequency of 571 bps, with a low error rate.

#### IV. CONCLUSION

This survey paper bridges a critical gap in knowledge and provides a systematic literature review on Event-Based Optical Marker Systems (EBOMS), over the last 15 years. We described the general working principles of EBOMS, examined the emerging technologies, and discussed the latest applications and best practices. We hope that this survey may serve as a catalyst for further research in this area at the crossroads of computer vision, pattern recognition and robotics, setting the stage for innovative solutions to emerge.

#### V. OPEN CHALLENGES AND FUTURE RESEARCH

Despite significant progress in EBOMS in the last decade, several open problems still exist, providing ample opportunities for future research.

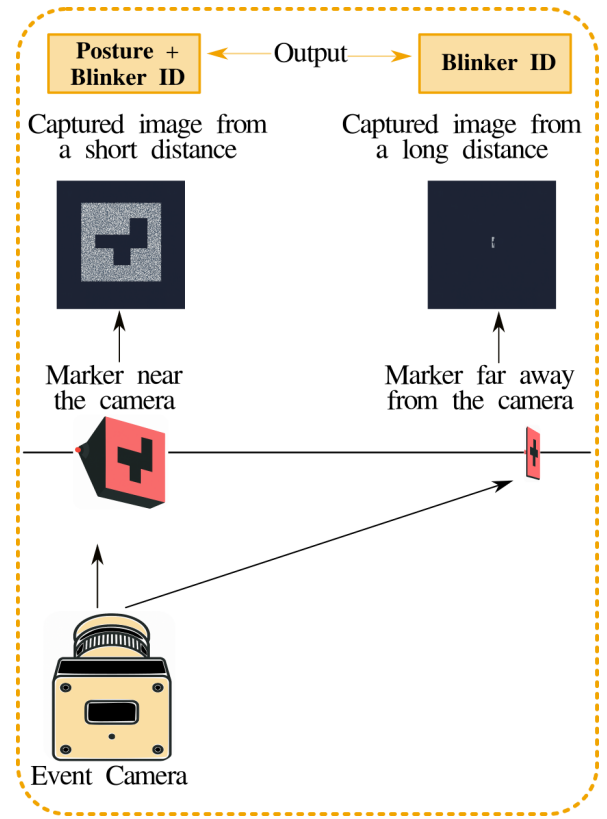


Figure 6. The Bicode system developed in [53] is based on two modalities. It can be used for pose estimation using geometric passive markers (close-range detection), but also for event-based optical communication using LEDs (long-range detection).

One of the most urgent needs is the development of *standardized datasets and benchmarks*. In fact, the existing EBOMS are often evaluated in controlled laboratory settings, and there is a general lack of consistency in the environmental conditions or performance metrics. The field would greatly benefit from a unified, multi-modal dataset that includes synchronized event streams, IMU measurements, environmental metadata, and ground-truth pose estimates from an external motion-capture system, under diverse lighting and motion conditions. The existence of these resources is crucial to guarantee reproducibility, a fair comparative analysis, and the development of new data-driven methods.

Equally important is the lack of *standardized spatio-temporal encoding schemes* for event-based communication. Current systems rely on handcrafted or custom-designed modulation patterns, limiting scalability and interoperability. Future work should explore coding strategies which are adapted to the specificities of event cameras, such as spiking-based temporal encoding, frequency multiplexing with error correction, and more complex spatio-temporal marker layouts. A challenge will be to find the right balance between communication speed, robustness, and energy efficiency.

Another key direction is the *co-design of hardware and software* (detection algorithms). Most of existing EBOMS prototypes include off-the-shelf components and optimize software afterwards. A tighter integration between marker



design and asynchronous processing pipelines, would contribute towards higher performance and lower latency. For example, adaptive markers that respond to feedback from the environment (such as ambient light or detection confidence) by adjusting their emission level in real-time, could significantly enhance robustness.

Scaling up EBOMS to *multi-agent systems* (e.g. swarms of drones) represents another major opportunity. While a few works have explored inter-agent optical links, large-scale asynchronous communication in swarms of autonomous vehicles, remains largely untapped. Future protocols could include event-based identification of team members, optical token-passing, and coordination mechanisms (e.g. formation control or chasing a moving target), that operate entirely without radio-frequency communication.

*Security and privacy* are also primary concerns. As EBOMS move from research laboratories to public spaces, they meet new challenges, such as spoofing and jamming attacks, data leakage and confidentiality issues. Research into secure marker encoding, such as frequency hopping, temporal steganography, or lightweight encryption combined with local edge-based decoding could help build privacy-aware systems for smart cities, human-robot interaction, or surveillance.

There is also a surge in demand for *miniaturized and application-specific EBOMS hardware*. Potential use cases include smart glasses (eye or head-worn wearable computers) that simultaneously estimate their pose and communicate with their surroundings (e.g. for video games and AR), compact autonomous delivery robots moving in urban areas, and rovers for exploration of space or underwater environments, where radio frequency-based localization fails. In all these scenarios, form factor, power consumption, and resilience, are critical design requirements.

On the marker-design front, *more expressive and adaptable configurations* are worth exploring. These include 3D LED arrangements (not lying on the same planar surface), flexible LED arrays wrapped around rigid or deformable objects, and structured light emitted by DMDs or laser-based projectors to encode asynchronous patterns onto static scenes. The latter solution would enable passive communication or localization, without the need of physical markers attached to the objects in the environment. An especially promising idea is to develop advanced hybrid markers, combining both passive and active elements. For example, systems that automatically switch between IR LEDs and printed fiducials depending on the lighting conditions or power availability, would offer distinct advantages in terms of accuracy and robustness. Moreover, simultaneously using spatial, temporal, and frequency-based encoding, would open up richer, multi-layered communication channels, specially in cluttered environments.

Finally, one could take advantage of well-known *optical effects*, such as bokeh, for long-range EBOMS. In fact, under optical defocus, bright markers, like LEDs, produce large, easily detectable circular patterns on the images. These could be used to encode frequency, ID (identity), or motion information, even when the object is far way in the field of view of the camera. This is particularly useful for target detection, drone-to-drone communication, and cooperative robot exploration.

In summary, research on EBOMS is still in its infancy and it offers a rich set of opportunities across hardware, software, system design, and applications. To face the challenges ahead, researchers belonging to different communities (computer vision, robotics, machine learning, telecommunications, etc.) should work in close collaboration and channel their efforts to usher in a new era of intelligent and affordable event-driven perception systems.

## ACKNOWLEDGMENTS

This work was supported by the French National Research Agency through the DEVIN project, “*Drones with Omni-Event Vision for Drone Neutralization*” (ANR-23-IAS2-0001). The authors would like to thank Dr. François Rameau (SUNY Korea, South Korea) for fruitful discussions during the preparation of this survey paper.

## REFERENCES

- [1] D. Gehrig and D. Scaramuzza. Low-latency automotive vision with event cameras. *Nature*, 629(8014):1034–1040, 2024.
- [2] M. Beck, G. Maier, M. Flitter, R. Gruna, T. Längle, M. Heizmann, and J. Beyerer. An Extended Modular Processing Pipeline for Event-Based Vision in Automatic Visual Inspection. *Sensors*, 21(18):6143, 2021.
- [3] G. Gallego, T. Delbrück, G. Orchard, C. Bartolozzi, B. Taba, A. Censi, S. Leutenegger, A. Davison, J. Conradt, K. Daniilidis, and D. Scaramuzza. Event-based vision: A survey. *IEEE Trans. Pattern Anal. Mach. Intell.*, 44(1):154–180, 2022.
- [4] M. Aitsam, S. Davies, and A. Di Nuovo. Event Camera-Based Real-Time Gesture Recognition for Improved Robotic Guidance. In *Proc. Int. Joint Conf. Neural Netw.*, pages 1–8, 2024.
- [5] S. Tenzin, A. Rassau, and D. Chai. Application of Event Cameras and Neuromorphic Computing to VSLAM: A Survey. *Biomimetics*, 9(7):444, 2024.
- [6] T. Delbrück. Neuromorphic vision sensing and processing. In *Proc. 46th Eur. Solid-State Device Res. Conf.*, pages 7–14, 2016.
- [7] H. Cao, J. Xu, D. Li, Z. Yang, and Y. Liu. EventBoost: Event-based Acceleration Platform for Real-time Drone Localization and Tracking. In *Proc. IEEE Conf. Comput. Commun.*, pages 1851–1859, 2024.
- [8] S. Sanyal, R. K. Manna, and K. Roy. EV-Planner: Energy-Efficient Robot Navigation via Event-Based Physics-Guided Neuromorphic Planner. *IEEE Rob. Autom. Lett.*, 9(3):2080–2087, 2024.
- [9] G. Chen, H. Cao, J. Conradt, H. Tang, F. Rohrbein, and A. Knoll. Event-Based Neuromorphic Vision for Autonomous Driving: A Paradigm Shift for Bio-Inspired Visual Sensing and Perception. *IEEE Signal Process. Mag.*, 36(6):34–49, 2019.
- [10] J. Li, S. Dong, Z. Yu, Y. Tian, and T. Huang. Event-Based Vision Enhanced: A Joint Detection Framework in Autonomous Driving. In *Proc. IEEE Int. Conf. Multimedia Expo*, pages 122–127, 2019.
- [11] W. Shariff, M. S. Dilmaghani, P. Kietly, M. Moustafa, J. Lemley, and P. Corcoran. Event Cameras in Automotive Sensing: A Review. *IEEE Access*, 12:12345–12360, 2024.
- [12] P. Dai, Y. Zhang, X. Yu, X. Lyu, and X. Qi. Hybrid Neural Rendering for Large-Scale Scenes With Motion Blur. In *Proc. IEEE Conf. Comput. Vis. Pattern Recognit.*, pages 154–164, 2023.
- [13] D. Rodrigues Da Costa, M. Robic, P. Vasseur, and F. Morbidi. A New Stereo Fisheye Event Camera for Fast Drone Detection and Tracking. In *Proc. IEEE Int. Conf. Robot. Automat.*, 2025, to appear.
- [14] X. Wang, S. Wang, C. Tang, L. Zhu, B. Jiang, Y. Tian, and J. Tang. Event Stream-based Visual Object Tracking: A High-Resolution Benchmark Dataset and A Novel Baseline. In *Proc. IEEE Conf. Comput. Vis. Pattern Recognit.*, pages 19248–19257, 2024.
- [15] D. Rodrigues Da Costa, P. Vasseur, and F. Morbidi. Gyrevento: Event-based Omnidirectional Visual Gyroscope in a Manhattan World. *IEEE Rob. Autom. Lett.*, 10(3):2910–2917, 2025.
- [16] H. Ren, J. Zhu, Y. Zhou, H. Fu, Y. Huang, and B. Cheng. A Simple and Effective Point-based Network for Event Camera 6-DOFs Pose Relocalization. In *Proc. IEEE Conf. Comput. Vis. Pattern Recognit.*, pages 18112–18121, 2024.

- [17] J. Yuan, H. Li, Y. Peng, J. Wang, Y. Jiang, Y. Zhang, and X. Sun. Event-Based Head Pose Estimation: Benchmark and Method. In *Proc. Europ. Conf. Comput. Vis.*, pages 191–208, 2024.
- [18] Z. Wang, Y. Ng, J. Henderson, and R. Mahony. Smart visual beacons with asynchronous optical communications using event cameras. In *Proc. IEEE/RSJ Int. Conf. Intel. Robots Syst.*, pages 10413–10420, 2022.
- [19] S. Georgoulis, W. Ren, A. Bochicchio, D. Eckert, Y. Li, and A. Gawel. Out of the Room: Generalizing Event-Based Dynamic Motion Segmentation for Complex Scenes. In *Proc. Int. Conf. 3D Vision*, pages 442–452, 2024.
- [20] M. Gehrig, M. Muglikar, and D. Scaramuzza. Dense Continuous-Time Optical Flow From Event Cameras. *IEEE Trans. Pattern Anal. Mach. Intell.*, 46(7):4736–4746, 2024.
- [21] Z. Wan, Y. Wang, Z. Wei, G. Tan, Y. Cao, and Z.-J. Zha. Event-Based Optical Flow via Transforming Into Motion-Dependent View. *IEEE Trans. Image Process.*, 33:5327–5339, 2024.
- [22] S. M. Qaisar, D. Sidiya, M. Akbar, and A. Subasi. An event-driven multiple objects surveillance system. *Int. J. Electr. Comput. Eng. Syst.*, 9(1):35–44, 2018.
- [23] J. Furmonas, J. Liobe, and V. Barzdenas. Analytical Review of Event-Based Camera Depth Estimation Methods and Systems. *Sensors*, 22(3):1201, 2022.
- [24] C. Scheerlinck, H. Rebecq, D. Gehrig, N. Barnes, R. Mahony, and D. Scaramuzza. Fast Image Reconstruction with an Event Camera. In *Proc. IEEE/CVF Winter Conf. Appl. Comput. Vis.*, pages 156–163, 2020.
- [25] Elsevier. Scopus Preview, 2025. [Web]: [www.scopus.com](http://www.scopus.com).
- [26] M. Toyoura, H. Aruga, M. Turk, and X. Mao. Mono-spectrum marker: an AR marker robust to image blur and defocus. *The Vis. Comput.*, 30:1035–1044, 2014.
- [27] G. K. Pandey, D. S. Gurjar, S. Yadav, Y. Jiang, and C. Yuen. UAV-Assisted Communications With RF Energy Harvesting: A Comprehensive Survey. *IEEE Commun. Surv. Tutor.*, 2024, in press.
- [28] S. Alfattani. Review of LiFi Technology and Its Future Applications. *J. Opt. Commun.*, 42(1):121–132, 2021.
- [29] M. K. Hasan, M. O. Ali, M. H. Rahman, M. Z. Chowdhury, and Y. M. Jang. Optical Camera Communication in Vehicular Applications: A Review. *IEEE Trans. Intell. Transp. Syst.*, 23(7):6260–6281, 2021.
- [30] Y. Li and K. Sun. Review of underwater visual navigation and docking: advances and challenges. In *Proc. 6th Conf. Front. Opt. Imaging Technol.: Imaging Detect. Target Recognit.*, volume 13156, pages 314–321, 2024.
- [31] S. Sridharan, S. Selvam, K. Roy, and A. Raghunathan. Ev-Edge: Efficient Execution of Event-based Vision Algorithms on Commodity Edge Platforms. In *Proc. 61st ACM/IEEE Design Autom. Conf.*, pages 1–6, 2024.
- [32] T. Simpson. Real-Time Drone Surveillance System for Violent Crowd Behavior Unmanned Aircraft System (UAS) – Human Autonomy Teaming (HAT). In *Proc. 40th IEEE/AIAA Digit. Avion. Syst. Conf.*, pages 1–9, 2021.
- [33] G. R. Müller and J. Conradt. A miniature low-power sensor system for real time 2D visual tracking of LED markers. In *Proc. IEEE Int. Conf. Robot. Biomimetics*, pages 2429–2434, 2011.
- [34] A. Loch, G. Haessig, and M. Vincze. Event-based high-speed low-latency fiducial marker tracking. In *Proc. 15th Int. Conf. Mach. Vis.*, volume 12701, pages 323–330, 2023.
- [35] S. Zhang, Y. Huang, X. Pei, H. Lin, W. Zheng, W. Wang, and T. Hou. An Improved LED Aruco-Marker Detection Method for Event Camera. In *Proc. Int. Congr. Commun. Netw. Inf. Syst.*, pages 47–57, 2023.
- [36] Y. Huang, T. Hou, S. Zhang, X. Pei, R. Yu, and H. Liu. A Novel ArUco Marker for Event Cameras. In *Proc. Int. Conf. Front. Robot. Softw. Eng.*, pages 271–277, 2023.
- [37] J. Xu, J. Guo, Y. Wang, Y. Li, Y. Liang, X. Cao, and G. Ye. Method of pose tracking by event camera using LED marker points. In *Proc. 14th IEEE Conf. Ind. Electron. Appl.*, pages 1994–1999, 2019.
- [38] G. Chen, W. Chen, Q. Yang, Z. Xu, L. Yang, J. Conradt, and A. Knoll. A Novel Visible Light Positioning System With Event-Based Neuromorphic Vision Sensor. *IEEE Sensors J.*, 20(17):10211–10219, 2020.
- [39] G. Ebmer, A. Loch, M. N. Vu, G. Haessig, R. Mecca, M. Vincze, C. Hartl-Nesic, and A. Kugi. Real-time 6-DoF Pose Estimation by an Event-based Camera using Active LED Markers. In *Proc. IEEE/CVF Winter Conf. Appl. Comput. Vis.*, pages 122–131, 2024.
- [40] L. Bauersfeld and D. Scaramuzza. A Monocular Event-Camera Motion Capture System. *arXiv preprint arXiv:2502.12113*, 2025.
- [41] M. Salah, M. Chehadah, M. Humais, M. Wahbah, A. Ayyad, R. Azzam, L. Seneviratne, and Y. Zweiri. A Neuromorphic Vision-Based Measurement for Robust Relative Localization in Future Space Exploration Missions. *IEEE Trans. Instrum. Meas.*, 73:1–12, 2023.
- [42] A. Censi, J. Strubel, C. Brandli, T. Delbrück, and D. Scaramuzza. Low-latency localization by active led markers tracking using a dynamic vision sensor. In *Proc. IEEE/RSJ Int. Conf. Intel. Robots Syst.*, pages 891–898, 2013.
- [43] A. von Arnim, J. Lecomte, N. E. Borrás, S. Woźniak, and A. Pantazi. Dynamic event-based optical identification and communication. *Front. Neurobot.*, 18:1290965, 2024.
- [44] J. Perez-Ramirez, R. D. Roberts, A. P. Navik, N. Muralidharan, and H. Moustafa. Optical Wireless Camera Communications using Neuromorphic Vision Sensors. In *Proc. IEEE Int. Conf. Commun. Workshops*, pages 1–6, 2019.
- [45] H. Nakagawa, Y. Miyatani, and A. Kanezaki. Linking Vision and Multi-Agent Communication through Visible Light Communication using Event Cameras. In *Proc. 23rd Int. Conf. Auton. Agents Multiagent Syst.*, pages 1436–1444, 2024.
- [46] J. Aranda, V. Guerra, J. Rabadan, and R. Perez-Jimenez. Enhancing Computational Efficiency in Event-Based Optical Camera Communication Using N-Pulse Modulation. *Electronics*, 13(6):1047, 2024.
- [47] Z. Tang, T. Yamazato, and S. Arai. A Preliminary Investigation For Event Camera-Based Visible Light Communication Using The Propeller-type Rotary LED Transmitter. In *Proc. IEEE Int. Conf. Commun. Workshops*, pages 646–650, 2022.
- [48] Y. Wang, Y. Shen, K. Xu, M. Hassan, G. Zhao, C. Xu, and W. Hu. Towards High-Speed Passive Visible Light Communication with Event Cameras and Digital Micro-Mirrors. In *Proc. 22nd ACM Conf. Embedded Netw. Sensor Syst.*, pages 704–717, 2024.
- [49] K. Xu, K. Zhou, C. Zhu, S. Zhang, B. Shi, X. Li, T. Huang, and C. Xu. When Visible Light (Backscatter) Communication Meets Neuromorphic Cameras in V2X. In *Proc. 24th Int. Workshop Mobile Comput. Syst. Appl.*, pages 42–48, 2023.
- [50] A.A.M. Nishar, A. Marefat, and A. Ashok. Non Line-of-Sight Optical Wireless Communication using Neuromorphic Cameras. *arXiv preprint arXiv:2503.11226*, 2025.
- [51] H. Su, L. Gao, T. Liu, and L. Kneip. Motion-Aware Optical Camera Communication with Event Cameras. *IEEE Rob. Autom. Lett.*, 10(2):1385–1392, 2025.
- [52] H. Sarmadi, R. Muñoz-Salinas, M. A. Olivares-Mendez, and R. Medina-Carnicer. Detection of Binary Square Fiducial Markers Using an Event Camera. *IEEE Access*, 9:27813–27826, 2021.
- [53] Y. Zhang, Z. Li, Y. Wang, Y. Wang, J. Wang, and W. Li. Bicode: A Hybrid Blinking Marker System for Event Cameras. In *Proc. IEEE Int. Conf. Robot. Automat.*, pages 1234–1240, 2023.
- [54] A. Bewley, Z. Ge, L. Ott, F. Ramos, and B. Upcroft. Simple online and realtime tracking. In *Proc. IEEE Int. Conf. Image Proc.*, pages 3464–3468, 2016.
- [55] W.A. Cahyadi, Y.H. Chung, Z. Ghassemlooy, and N.B. Hassan. Optical camera communications: Principles, modulations, potential and challenges. *Electronics*, 9(9):1339, 2020.
- [56] C. Kanellakis and G. Nikolakopoulos. Survey on Computer Vision for UAVs: Current Developments and Trends. *J. Intell. Robot. Syst.*, 87:141–168, 2017.
- [57] Z. Bai, G. Wu, X. Qi, Y. Liu, K. Oguchi, and M. J. Barth. Infrastructure-Based Object Detection and Tracking for Cooperative Driving Automation: A Survey. In *Proc. IEEE Intell. Vehicles Symp.*, pages 1366–1373, 2022.
- [58] C. Iaboni, H. Patel, D. Lobo, J.-W. Choi, and P. Abichandani. Event Camera Based Real-Time Detection and Tracking of Indoor Ground Robots. *IEEE Access*, 9:166588–166602, 2021.
- [59] L.P. Cassinis, R. Fonod, and E. Gill. Review of the robustness and applicability of monocular pose estimation systems for relative navigation with an uncooperative spacecraft. *Prog. Aerospace Sci.*, 110:100548, 2019.
- [60] Z. Ghassemlooy, W. Popoola, and S. Rajbhandari. *Optical Wireless Communications: System and Channel Modelling with MATLAB®*. CRC Press, 2nd edition, 2019.
- [61] Y. Onodera, Y. Nakayama, H. Takano, and D. Hisano. Drone Positioning for Visible Light Communication with Drone-Mounted LED and Camera. In *Proc. IEEE 19th Annual Consum. Commun. Netw. Conf.*, pages 357–362, 2022.
- [62] D. Karunatilaka, F. Zafar, V. Kalavally, and R. Parthiban. LED based indoor visible light communications: State of the art. *IEEE Commun. Surv. Tutor.*, 17(3):1649–1678, 2015.