

CAMU: Context Augmentation for Meme Understanding

Girish A. Koushik*
NICE Research,
University of Surrey,
Guildford, United Kingdom
g.koushik@surrey.ac.uk

Helen Treharne
Surrey Centre for Cyber Security,
University of Surrey,
Guildford, United Kingdom
h.treharne@surrey.ac.uk

Diptesh Kanojia
NICE Research,
University of Surrey,
Guildford, United Kingdom
d.kanojia@surrey.ac.uk

Aditya Joshi
University of New South Wales,
Sydney, Australia
aditya.joshi@unsw.edu.au

Abstract

Social media memes are a challenging domain for hate detection because they intertwine visual and textual cues into culturally nuanced messages. We introduce a novel framework, **CAMU**, which leverages large vision-language models to generate more descriptive captions, a caption-scoring neural network to emphasise hate-relevant content, and parameter-efficient fine-tuning of CLIP’s text encoder for an improved multimodal understanding of memes. Experiments on publicly available hateful meme datasets show that simple projection layer fine-tuning yields modest gains, whereas selectively tuning deeper text encoder layers significantly boosts performance on all evaluation metrics. Moreover, our approach attains high accuracy (0.807) and F1-score (0.806) on the Hateful Memes dataset, at par with the existing SoTA framework while being much more efficient, offering practical advantages in real-world scenarios that rely on fixed decision thresholds. **CAMU** also achieves the best F1-score of 0.673 on the MultiOFF dataset for offensive meme identification, demonstrating its generalisability. Additional analyses on benign confounders reveal that robust visual grounding and nuanced text representations are crucial for reliable hate and offence detection. We will publicly release **CAMU** along with the resultant models for further research.

Disclaimer: This paper includes references to potentially disturbing, hateful, or offensive content due to the nature of the task.

CCS Concepts

• **Computing methodologies** → **Image representations; Information extraction.**

*Corresponding author.

Permission to make digital or hard copies of all or part of this work for personal or classroom use is granted without fee provided that copies are not made or distributed for profit or commercial advantage and that copies bear this notice and the full citation on the first page. Copyrights for components of this work owned by others than the author(s) must be honored. Abstracting with credit is permitted. To copy otherwise, or republish, to post on servers or to redistribute to lists, requires prior specific permission and/or a fee. Request permissions from permissions@acm.org.

Conference acronym 'XX, Woodstock, NY

© 2018 Copyright held by the owner/author(s). Publication rights licensed to ACM.

ACM ISBN 978-1-4503-XXXX-X/2018/06

<https://doi.org/XXXXXXX.XXXXXXX>

Keywords

Multimodal hate speech detection; Cross-modal fusion; Meme classification; Vision-language models; Content moderation.

ACM Reference Format:

Girish A. Koushik, Diptesh Kanojia, Helen Treharne, and Aditya Joshi. 2018. **CAMU**: Context Augmentation for Meme Understanding. In *Proceedings of Make sure to enter the correct conference title from your rights confirmation email (Conference acronym 'XX)*. ACM, New York, NY, USA, 9 pages. <https://doi.org/XXXXXXX.XXXXXXX>

1 Introduction

Social media platforms provide the environment by which multimedia content such as internet memes can proliferate, evolve swiftly and, resultantly, be difficult to moderate [39]. Internet memes represent benign, humorous or satirical images combined with a caption in the form of overlaid text [9]. In hateful memes, the images are repurposed to propagate hateful messages, reinforce stereotypes, and target individuals and communities. Detecting hateful memes requires not only an understanding of the visual content but also the underlying linguistic and cultural context that distinguishes hateful rhetoric from benign humour. This necessitates advanced computational approaches that combine multimodal analysis with context awareness.

Understanding hateful memes poses two major challenges for current vision-language models. Firstly, memes are not simply a juxtaposition of an image with overlaid text; instead, they convey meaning through a nuanced fusion in which the image can provide context, irony, or subtext to the accompanying words in the text. Hence, models need to capture subtle semantic and cultural cues within mathematical representations. This remains difficult for the current state-of-the-art architectures [16].

Secondly, models often misclassify content because of the impact that benign elements have on representations. For example, in Figure 1 (top row left-most image), the text along with the image yields a hateful meme. However, the benign image along with the same text (top row middle image) yields a non-hateful meme. Such combinations are known as “benign confounders” [16]. While this is an example of a textual confounder, similar image confounders also exist. These confounders prevent models from exploiting a combination of unimodal representations, *i.e.*, neither the visual modality nor the textual modality alone reliably indicates the presence of

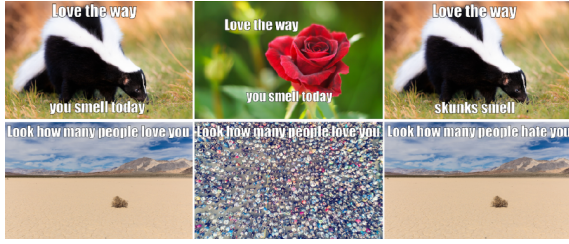


Figure 1: Illustration of benign confounders (absent from the dataset) as noted by Kiela et al. [16]. (left) meme, (centre) image confounder, (right) text confounder.

hate [1, 17]. As a result, there is a need for advanced multimodal strategies for the detection of hateful memes.

Existing approaches to hateful meme detection span a diverse range of multimodal techniques, each attempting to reconcile the conflicting and often subtle signals present in meme images and their overlaid text [13, 19, 23]. Many of these approaches achieve good results but they focus on either capturing the complex semantic interplay inherent in memes or mechanisms for distinguishing benign confounders. To understand memes, we believe a framework needs to encapsulate a holistic understanding of the image and text combination along with cultural context, which may be missing from the original meme text. To this end, we propose a hierarchical interpretable framework, **CAMU**, that performs *multimodal context augmentation*, while enriching input information related to the meme image prior to augmentation. The **main contributions** of this paper are:

- A hierarchical, interpretable framework, referred to as **CAMU**, for hate detection (as shown in Figure 2) that includes visual grounding to reduce the complexity of meme images when performing multimodal context augmentation.
- Within **CAMU**, we propose an efficient n -layer fine-tuning approach, and novel joint optimization of vision-language models using a caption-scoring neural network. The caption scorer takes candidate captions as input and selects the best image-caption pair during the fine-tuning process.
- A comprehensive evaluation of various model configurations with both quantitative and qualitative error analysis. Notably, **CAMU** attains high accuracy (0.807) and F1-score (0.806) on the Hateful Memes dataset, at par with the existing SoTA framework while being more efficient.

2 Related Work

Multimodal Hate Detection. Recent advances in multimodal hate detection have shown promising developments in analysing hateful memes, though significant challenges persist. Gomez et al. [10] established early foundations with the MMHS150K dataset, implementing a dual-stream architecture combining Inceptionv3 [31] for visual features and LSTM [11] for textual features. While their approach of a textual kernel model, achieved a modest accuracy of 68.2%, it laid the groundwork for more sophisticated architectures using vision and caption attention mechanisms. The field has witnessed a significant shift toward contrastive learning approaches. HateSieve [29] introduced a novel framework combining

Large Vision-Language Model (LVM) for caption generation with SDXL [24] for image generation, achieving 73.45% accuracy on the HMC dataset [16]. Following this, Hate-CLIPper [19] demonstrated that fine-tuning Contrastive Language-Image Pre-training (CLIP)’s projection layers for cross-modal interaction achieved an AUROC of 0.858, which was subsequently improved by Retrieval-guided Contrastive Learning (RGCL) [23] to 0.87 through the integration of a runtime retrieval database. While these approaches show promise, they still struggle with benign confounders and complex semantic relationships between image and text modalities. The current state-of-the-art, PALI-X-VPD [13], achieves an AUROC of 0.892 through a compute-intensive approach utilising a 55B parameter language model with code generation and chain-of-thought capabilities. However, this raises concerns about real-world deployability due to its substantial computational requirements. Alternative approaches such as fine-tuned Flamingo [2] and ISSUES [5] have achieved competitive AUROC scores of 0.866 and 0.855 respectively. The field has further expanded with datasets targeting specific domains, such as MultiOFF [30] focusing on the 2016 US Presidential elections (F1 score: 0.54) and CrisisHateMM [4] addressing Russia-Ukraine conflict-related content (F1 score: 0.786).

These developments highlight a crucial tension in the field: while more complex architectures achieve higher performance metrics, they often come at the cost of computational efficiency and real-world applicability. Furthermore, even though some of the approaches such as Hate-CLIPper and RGCL have less compute-intensive methods, they simply do not have an understanding of the memes and merely rely on the cosine similarity between text-embedded memes & the meme text and contrastive learning. However, as discussed in Steck et al. [28], the cosine similarity can arbitrarily yield meaningless similarities and thus inconsistent model performances. This suggests a need for approaches that can improve meme understanding through captions while balancing detection accuracy with deployment feasibility, particularly for real-time applications.

Caption Generation. The advent of vision-language models (VLMs) has significantly transformed the task of image caption generation and caption expansion, enabling the production of descriptions that are both detailed and contextually enriched. Early approaches relied on encoder-decoder architectures, for example, models such as "Show and Tell" [33] and "Show, Attend and Tell" [36] used convolutional neural networks to extract visual features and recurrent neural networks to generate captions, but these methods were often limited to relatively brief descriptions. More recent work has leveraged transformer-based architectures and large pre-trained language models to achieve greater semantic fidelity; for instance, ClipCap [25] integrates CLIP embeddings with a language model to generate captions that are more closely aligned with visual content. In addition, there have been (LVMs such as BLIP-2 [20] and InternVL [7] that have achieved state-of-the-art (SoTA) scores on caption generation tasks. For our work, we leverage the InternVL-2 model for caption generation as the meme text does not describe the image but rather forms the meaning in conjunction with the image.

Visual Grounding. While the LVMs have a good understanding of images, they still hallucinate on images such as memes which

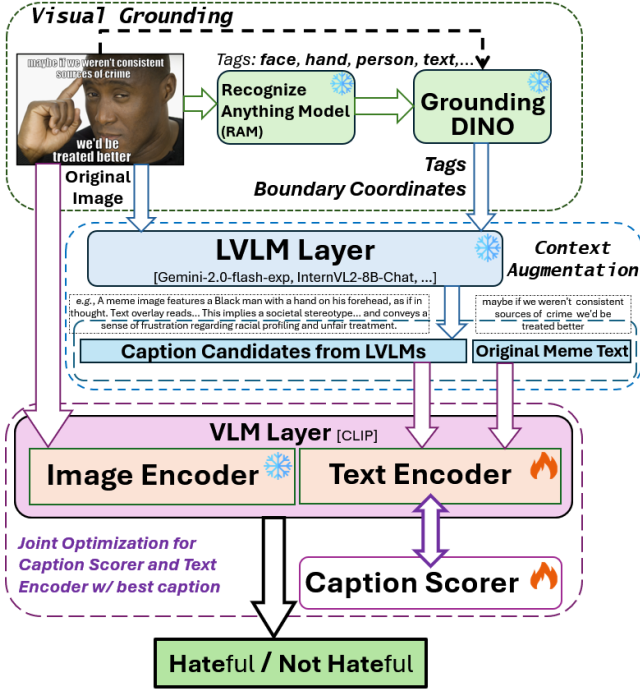


Figure 2: Proposed hierarchical architecture of the CAMU framework for Hateful Meme detection. The process includes: (1) Visual Grounding using RAM and GroundingDINO; (2) Context Augmentation where LVLMs generate captions incorporating grounded visual details and original text; (3) A VLM Layer (CLIP) encoding the image and augmented text; (4) A novel Caption Scorer selecting the most relevant caption; and (5) Joint Optimization fine-tuning the text encoder and caption scorer for final classification. Frozen components (❄️) remain untrained.

convey their meaning in a subtle way. Therefore, providing additional context in the form of visual grounding helps the model "see" better [3]. Recent progress in VLMs has developed multiple methods that integrate visual grounding, improving the alignment between text inputs and their corresponding visual areas. This enhancement benefits applications such as visual question answering (VQA), image retrieval, and object localisation. For instance, one line of work has focused on rephrasing and augmenting input queries based on salient visual content [26] which in turn improves zero-shot performance on VQA tasks. In another approach, researchers have explored learning visual grounding from generative VLMs by eliciting object-level descriptions through carefully designed prompts, effectively using pre-trained image-text alignment without relying on extensive manual annotations [35]. Several other works use visual grounding for object localisation [38], image compression [21], and reducing hallucinations [37] in VLMs. To reduce hallucination and improve caption quality, we leverage visual grounding in the form of object tagging and detection.

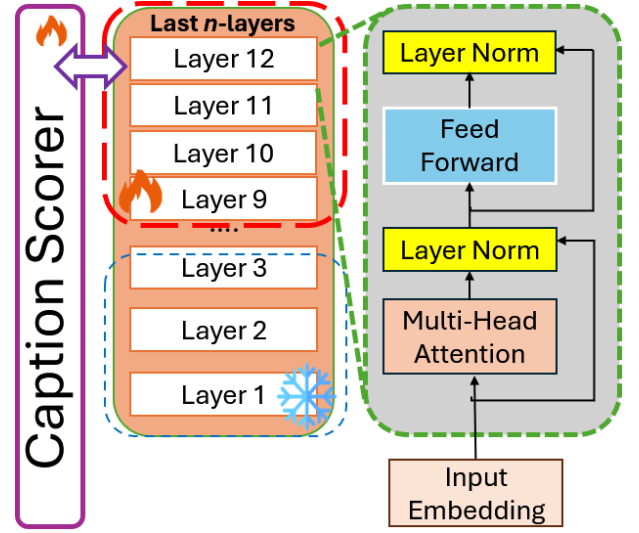


Figure 3: Parameter-Efficient Fine-tuning of the CLIP text encoder within CAMU. This diagram illustrates the strategy where only the last n -layers (indicated by 🔥 symbol) of the text encoder (comprising Layer Norm, Multi-Head Attention, and Feed Forward blocks) are fine-tuned, alongside the Caption Scorer. The input embedding and earlier layers remain frozen (❄️). This minimizes trainable parameters to prevent overfitting while adapting the model for hate detection.

3 Methodology

Our CAMU framework consists of three blocks as shown in Figure 2. We describe the first two blocks in § 3.1, and the third block in § 3.2. Figure 3 provides a more detailed view of the third block. In both figures, the ❄️ symbol indicates that framework components or models in CAMU are frozen and thus remain untrained on our data. The 🔥 symbol highlights that CAMU proposes training for these components or models.

3.1 Visually Grounded Context Augmentation

To create visual grounding from the original image, we utilise the Recognize Anything Model (RAM) [40] for tagging, and GroundingDINO [22] for detecting objects along with their boundary boxes. Although zero-shot object detection methods, e.g., YOLOv9 [34], can produce boundary boxes for generic images, they fall short in capturing the context of hateful memes. Hence, we employ RAM for tag generation paired with GroundingDINO for open-vocabulary object detection. The next step is to augment the context from the image into the text. In order to do so, the tags from RAM and boundary box coordinates from GroundingDINO are then fed into the LVLM layer to generate captions. These captions highlight interactions between visual and textual elements, with an emphasis on cultural references essential for meme comprehension as shown in the supplementary file. CAMU supports the generation of captions using several different VLMs. All such captions and the original meme text are then encoded for the caption scorer, as described below.

Model	# of Params	# of Text Enc. Layers	Text Enc.	# Last-4
CLIP-ViT-B/16	151M	12	63M	21M
CLIP-ViT-L/14	428M	12	123M	41M
CLIP-RoBERTa- ViT-B/32	270M	12	125M	42.2M
CLIP-XLM-R- ViT-H-14	1.1B	24	540M	90M

Table 1: Number (#) of parameters for CLIP variants. 'Text Enc.' reports parameters from the text encoder, and 'Last-4' reports parameters in the last four layers of the text encoder.

3.2 Caption-aware Text Encoder Fine-tuning

The last block of **CAMU** is a combination of a vision-language model and a novel neural network. **CAMU** builds upon CLIP, a foundational vision-language encoder model which was trained using a contrastive learning approach [27]. CLIP is jointly trained using image-text pairs, and our task requires an understanding of the nuanced interplay between visual content and text for detecting hateful memes, making it well-suited as a component. Additionally, it can perform zero-shot classification without task-specific tuning.

Since our training dataset contains limited samples (approx. 8.5k), fine-tuning all layers in the text encoder (as shown in Table 1) is likely to result in over-fitting on the training set worsening performance on the validation and the test set. Therefore, for such a low-resource scenario, **CAMU** adopts parameter-efficient fine-tuning [12], and proposes only tuning the last n -layers of the text encoder, as shown in Figure 3. Additionally, our experiments show the viability of only tuning the text encoder, leaving the image encoder untrained.

CAMU feeds the candidate captions to the text encoder for obtaining representations, and further proposes the use of our novel caption scorer, *i.e.*, a feed-forward neural network with 3 hidden layers detailed as follows.

The **caption scorer** S processes textual features $h_i \in \mathbb{R}^d$ (where d is the output dimension of the CLIP text encoder) to produce relevance scores:

$$S_i = f_\theta(h_i) = \mathbf{W}_5 (\phi_4 (\mathbf{W}_4 (\phi_3 (\mathbf{W}_3 (\phi_2 (\mathbf{W}_2 (\phi_1 (\mathbf{W}_1 h_i)))))))$$

where:

$$\phi(x) = \text{GELU}(\text{LayerNorm}(x)) \odot \text{Dropout}(p)$$

$$\mathbf{W}_1 \in \mathbb{R}^{d \times 1024}, \quad \mathbf{W}_2, \mathbf{W}_3 \in \mathbb{R}^{1024 \times 1024}, \quad \mathbf{W}_4 \in \mathbb{R}^{1024 \times 512}, \quad \mathbf{W}_5 \in \mathbb{R}^{512 \times 1}$$

Weight normalisation $\mathbf{W} = \frac{g}{\|\mathbf{v}\|} \mathbf{v}$ is applied to the weight matrices \mathbf{W}_2 , \mathbf{W}_3 , and \mathbf{W}_4 . Bias terms are omitted for brevity but applied in each linear layer.

Second, **Gumbel-Softmax** enables differentiable caption selection:

$$p_i = \frac{\exp((s_i + g_i)/\tau)}{\sum_{j=1}^n \exp((s_j + g_j)/\tau)}$$

where $g_i \sim -\log(-\log(\mathcal{U}(0, 1)))$ is Gumbel noise, τ is the temperature, and n is the number of caption candidates. The selected caption and image features are projected onto a larger projection

space and then undergo bidirectional cross-attention fusion before classification. Given image features \mathbf{I} and text features \mathbf{T} , the cross-attention mechanism computes:

$$\mathbf{I}_p = \text{Projection}(\mathbf{I}) \in \mathbb{R}^{B \times D}$$

$$\mathbf{T}_p = \text{Projection}(\mathbf{T}) \in \mathbb{R}^{B \times D}$$

where B is batch size and D is projection dimension (1024).

$$\text{CrossAttn}(\mathbf{Q}, \mathbf{K}, \mathbf{V}) = \text{softmax} \left(\frac{\mathbf{Q}\mathbf{K}^T}{\sqrt{d_K}} \right) \mathbf{V}$$

For image-to-text attention:

$$\mathbf{I}_{\text{enhanced}} = \mathbf{I}_p + \text{CrossAttn}(\mathbf{I}_p, \mathbf{T}_p, \mathbf{T}_p)$$

where $\mathbf{Q} = \mathbf{I}_p$ (Query is image), $\mathbf{K} = \mathbf{T}_p$ (Key is text), and $\mathbf{V} = \mathbf{T}_p$ (Value is text).

For text-to-image attention:

$$\mathbf{T}_{\text{enhanced}} = \mathbf{T}_p + \text{CrossAttn}(\mathbf{T}_p, \mathbf{I}_p, \mathbf{I}_p)$$

where $\mathbf{Q} = \mathbf{T}_p$ (Query is text), $\mathbf{K} = \mathbf{I}_p$ (Key is image), and $\mathbf{V} = \mathbf{I}_p$ (Value is image).

The enhanced features are concatenated:

$$\mathbf{F}_{\text{combined}} = [\mathbf{I}_{\text{enhanced}}; \mathbf{T}_{\text{enhanced}}] \in \mathbb{R}^{B \times 2D}$$

This bidirectional attention allows each modality to be enhanced by information from the other before classification.

Finally, a **hate relevance loss** \mathcal{L}_{rel} aligns caption selection with labels:

$$\mathcal{L}_{\text{rel}} = - \left[y \log \left(\sum p_i \right) + (1 - y) \log \left(1 - \sum p_i \right) \right]$$

The classification loss (\mathcal{L}_{cls}) uses combined features of both the image and the selected caption. Hate relevance loss (\mathcal{L}_{rel}) on the other hand, uses only the caption scores directly from the caption scorer. Both use *binary cross-entropy loss* for calculation. While \mathcal{L}_{cls} predicts whether an image-text pair represents hateful content, \mathcal{L}_{rel} directly evaluates how 'hateful' each caption is and encourages the caption scorer to assign higher scores to hateful captions for hateful images.

The contrastive loss ($\mathcal{L}_{\text{cont}}$) is the same InfoNCE loss function outlined in the original CLIP paper [27] defined below.

$$L_{i2t} = -\frac{1}{N} \sum_{i=1}^N \log \frac{\exp(s_{i,i}/\tau)}{\sum_{j=1}^N \exp(s_{i,j}/\tau)}$$

$$L_{t2i} = -\frac{1}{N} \sum_{i=1}^N \log \frac{\exp(s_{i,i}/\tau)}{\sum_{j=1}^N \exp(s_{j,i}/\tau)}$$

CAMU is designed to take the mean of these two losses and use it as the overall contrastive loss.

$$L_{\text{cont}} = \frac{1}{2} (L_{i2t} + L_{t2i})$$

These components interact through joint optimisation:

$$\mathcal{L}_{\text{total}} = \underbrace{\mathcal{L}_{\text{cls}}}_{\text{classification}} + \lambda_1 \underbrace{\mathcal{L}_{\text{rel}}}_{\text{hate alignment}} + \lambda_2 \underbrace{\mathcal{L}_{\text{cont}}}_{\text{contrastive}}$$

where λ_1, λ_2 balance objectives. The model learns to: 1) weight captions by hate relevance (S), 2) maintain differentiability in selection (p_i), and 3) directly connect caption choices to label supervision (\mathcal{L}_{rel}), enabling the model to specialise for hate detection while preserving original text understanding through partial parameter updates. These losses are used in conjunction with the classification loss (\mathcal{L}_{cls}) and contrastive loss between best image-caption pairs ($\mathcal{L}_{\text{cont}}$) and back-propagated to the model for fine-tuning.

Dataset	#Training	#Dev	#Test
Hateful Memes	8.5k	500	1k
MultiOFF	445	149	149

Table 2: Dataset Splits. Number of samples allocated to the training, development (Dev), and test sets for the Hateful Memes Challenge (HMC) and MultiOFF datasets used in the experiments.

3.3 Experimental Setup

First, we perform experiments in three different settings using the HMC dataset, as described below. For generalizability, we also report the performance of best approaches/model checkpoints on the MultiOFF dataset. Both datasets are binary classification datasets with split sizes as shown in Table 2.

Zero-shot. We perform zero-shot experiments with multiple LVLMS for hate detection allowing us to report the performance of only the LVLMS layer, without any other component of CAMU. For these experiments, we provide original meme image, and overlay text as input within the prompt described in the supplementary file.

Projection Layer Fine-tuning. This experiment compares the performance of two existing approaches, HateCLIPper-Align [19], and RGCL-HateCLIPper [23] which leverage representation fusion and two recently released VLMs, CLIP-ViT-L/14, and LLM2CLIP-Llama-3.2 (1B-Instruct-CC-Finetuned). For fine-tuning both VLMs, we first take the encoder pooler outputs (i.e., the [CLS] token) and map them through linear plus dropout blocks for text and image separately. These mapped representations are then passed through a short stack of “pre-output” layers, which apply dropout, linear transformation, and an activation function before the final classification.

CAMU. We utilise both, the 8B parameter variant of INTERNVL-2.5, and GEMINI-2.0-FLASH to generate candidate captions for CAMU. We also perform multiple experiments varying VLM models, and the number of tunable layers (n) in the final framework block, while jointly optimising the caption scorer for hate detection. We perform experiments with CLIP-ViT-B/16, CLIP-ViT-L/14, CLIP-RoBERTa-ViT, and the large variant CLIP-XLM-R-ViT-H/14 models [8] as they report strong performance on downstream tasks involving vision-language. For the large variants, we perform incremental tuning increasing the value of n up to 4. While fine-tuning, we also perform an ablation over the loss components.

All publicly available models are obtained from the HuggingFace repository, while for GEMINI-2.0-FLASH and GPT-4O-MINI, we leverage their respective APIs. The experiments are conducted using two

24GB A5000 GPUs. All experiments on both the datasets (Table 2) are executed with a batch size of 64, with a gradient accumulation up to 512, and a learning rate of $1e-4$ for 30 epochs with early stopping with an average runtime of 2 hours per experiment. We use standard **evaluation metrics** for classification - macro scores of precision (P), recall (R), F1-Score (F1) and additionally AUROC and accuracy (Acc.) to report the performance of all experiment setups. For evaluation, we use Scikit-learn [18] toolkit.

4 Experimental Results

Zero-shot. From Table 3, the zero-shot results show that GEMINI-2.0-FLASH [32] performs significantly better than the other two LVLMS achieving an AUROC score of 0.743, while the 8B variant of the INTERNVL-2.5 model [6] achieves 0.689, and GPT-4O-MINI [15] achieves 0.693 AUROC. To evaluate the viability of LLMs for such a task, we further experimented by providing the generated captions from LVLMS, as input to an LLM, for zero-shot hate detection. However, the results were not nearly as good as using LVLMS in zero-shot.

Model	AUROC	Acc.	F1	P	R
INTERNVL-2.5	0.689	0.690	0.679	0.688	0.671
GEMINI-2.0-FLASH	0.743	0.741	0.756	0.698	0.824
GPT-4O-MINI-mini	0.693	0.692	0.703	0.666	0.745

Table 3: Zero-Shot hate detection performance on the HMC Dataset. Evaluates the performance of various LVLMS (INTERNVL-2.5, GEMINI-2.0-FLASH and GPT-4O-MINI) on the HMC test split without any task-specific fine-tuning. Acc. -> Accuracy, P -> Precision, R-> Recall.

Projection Layer Fine-tuning. As shown in Table 4, although the CLIP-ViT-L/14 and the newer variant of LLM2CLIP [14] models already report good results in other vision-language tasks, simply fine-tuning the projection layers on the generated captions did not suffice. They achieve AUROC scores of 0.828 and 0.797, respectively; however, they still fall short compared to existing CLIP-based approaches like Hate-CLIPper (AUROC 0.858) and RGCL-HateCLIPper (AUROC 0.867). This suggests that simple projection layer fine-tuning is insufficient for effectively utilising the caption information.

The additional results in Table 5 show the relatively modest gains observed across different weightage combinations (ranging from 0.796 to 0.803 AUROC) further supporting our decision to explore nuanced fine-tuning approaches, specifically targeting the text encoder while keeping the image representations stable.

CAMU’s Fine-tuning. As Table 6 demonstrates, selectively fine-tuning the text encoder yields a clear performance boost compared to full text-encoder fine-tuning in smaller models. In particular, gradually increasing the number of trainable layers from one to four consistently increases the AUROC, as visualised in Figure 4. This pattern appears for both CLIP-ViT-L/14 and CLIP-XLM-R-ViT-H-14, indicating that deeper text encoder updates improve the model’s ability to capture subtle, context-dependent signals

Model	AUROC	Acc.	F1	P	R
CLIP-ViT-L/14	0.828	0.720	0.710	0.746	0.717
LLM2CLIP-Llama-3.2	0.797	0.673	0.652	0.716	0.668
Hate-CLIPper - Align	0.858	–	–	–	–
RGCL-HateCLIPper	0.867	0.788	–	–	–

Table 4: Projection layer fine-tuning results on the HMC Dataset. Compares performance when fine-tuning only the projection layers of CLIP-ViT-L/14 and LLM2CLIP-Llama-3.2-1B. Results are benchmarked against prior methods (Hate-CLIPper-Align, RGCL-HateCLIPper) using similar light-weight tuning.

Model	Loss Weightage	AUROC	Acc.	F1	P	R
LLM2CLIP-Llama3.2-1B-Instruct-CC-FT	text:0.7, image:0.3	0.803	0.702	0.689	0.735	0.698
	text:0.9, image:0.1	0.799	0.672	0.650	0.717	0.667
	text:0.3, image:0.7	0.796	0.648	0.617	0.705	0.642

Table 5: Ablation on loss weighting for projection layer fine-tuning on the HMC Dataset. Investigates the impact of varying the relative weights assigned to text and image modalities during the projection layer FT of the LLM2CLIP-Llama3.2-1B model. Individual loss weights are obtained by extracting modality logits from the CLIP model and using them with binary cross-entropy. Metrics show limited gains, motivating deeper fine-tuning approaches.

in hateful memes. By removing contrastive loss from our joint optimisation, we observe the **CAMU** achieves SoTA performance on HMC dataset, with an F1 of 0.806 and Accuracy of 0.807, and AUROC of 0.849. Using contrastive loss, the huge CLIP-XLM-R-ViT-H-14 model’s AUROC is slightly lower than that of Hate-CLIPper or RGCL-HateCLIPper (Table 4), but it achieves higher accuracy and F1-score, which is advantageous in many real-world scenarios, where systems often rely on a fixed decision threshold rather than the full-ranking distribution captured by the AUROC.

Finally, as shown in Table 8, we also evaluate **CAMU** (w/ CLIP-XLM-R-ViT-H-14) and GEMINI-2.0-FLASH on the MultiOFF dataset to demonstrate the generalisability of our approach. The table also presents the best existing benchmarked results as presented in the original dataset paper for MultiOFF (Baseline). Despite the smaller sample size and different domain focus of MultiOFF, our framework still achieves a notably higher F1 score compared to prior work. This result underlines the broader applicability of our methodology, even when dealing with more limited datasets or varied offensive content scenarios.

4.1 Discussion

Overall, **CAMU** performs at par with the PALI-X-VPD [13] framework which currently reports SoTA performance over the HMC dataset. It reports an AUROC of 0.892 and accuracy of 0.808, while **CAMU** reports an AUROC of 0.849, and accuracy of 0.807. While contrastive loss has shown much utility in the past, **CAMU**’s novel caption scorer based hate alignment loss supersedes in backpropagating more

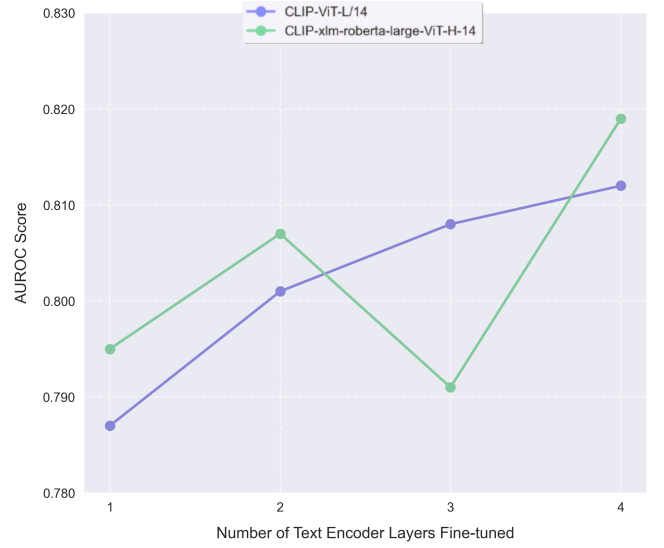


Figure 4: AUROC Score vs. the number of fine-tuned text encoder layers (n). Illustrates the impact of increasing the number of trainable layers (n , from 1 to 4) in the text encoder on AUROC performance for both CLIP-ViT-L/14 and CLIP-XLM-R-ViT-H/14 models within the CAMU framework (using $\mathcal{L}_{cls} + \mathcal{L}_{rel} + \mathcal{L}_{cont}$) on the HMC dataset. Performance generally improves as more layers are fine-tuned however, computational constraints are to be considered when using large models.

useful information to the model training process. We observe that removing contrastive loss ($\lambda_2 = 0$) provides the best performance, demonstrating how it was a more noisy loss as compare to hate alignment. Further analysis using last-layer fine-tuning (Table 7) isolates the impact of the loss components under minimal parameter updates. These results show that even with limited tuning, combining the classification loss (\mathcal{L}_{cls}) with the hate relevance loss (\mathcal{L}_{rel}) consistently outperforms the combinations with contrastive loss (\mathcal{L}_{cont}) for both CLIP models. This observation strongly reinforces the findings from Table 6 where the absolute best performance was achieved precisely when \mathcal{L}_{cont} was removed. This suggests that our novel caption scorer and the associated \mathcal{L}_{rel} provide more targeted and effective signals than the standard \mathcal{L}_{cont} for adapting the model to this specific hate detection task, especially when deeper fine-tuning across multiple layers is possible.

Relevance of Contrastive Loss (\mathcal{L}_{cont}). While the best score for the Hateful Memes dataset is w/o \mathcal{L}_{cont} , the setup with all three losses works better on the MultiOFF dataset (Figure 8). Further, the contrastive loss is inherent to the CLIP-based models (as shown in equations in §3.2) and completely disregarding them might not work well in every scenario. The **CAMU** framework provides the flexibility to use either one of these losses (or both) in tandem with the classification loss for better performance.

We further evaluated the **CAMU**’s best output from the CLIP-XLM-R-ViT-H-14 model by conducting qualitative analysis on samples with benign confounders (Figures 5, 6, 7), finding it generally robust

Model	Fine-tuning	AUROC	Acc.	F1	P	R
CLIP-ViT-B/16	Text encoder	0.788	0.632	0.591	0.701	0.626
CLIP-ViT-L/14 (w/ $\mathcal{L}_{cls} + \mathcal{L}_{rel} + \mathcal{L}_{cont}$)	Text (Last Layer)	0.787	0.717	0.716	0.724	0.718
	Text (Last 2)	0.801	0.712	0.702	0.736	0.708
	Text (Last 3)	0.808	0.736	0.735	0.744	0.737
	Text (Last 4)	0.812	0.753	0.752	0.759	0.754
CLIP-RoBERTA-ViT	Text encoder	0.704	0.621	0.476	0.738	0.351
CLIP-XLM-R-ViT-H/14 (w/ $\mathcal{L}_{cls} + \mathcal{L}_{rel} + \mathcal{L}_{cont}$)	Text (Last Layer)	0.795	0.730	0.725	0.755	0.733
	Text (Last 2)	0.807	0.742	0.739	0.758	0.744
	Text (Last 3)	0.791	0.747	0.746	0.753	0.748
	Text (Last 4)	0.819	<u>0.775</u>	<u>0.774</u>	<u>0.783</u>	<u>0.776</u>
CLIP-ViT-L/14 w/ $\mathcal{L}_{cls} + \mathcal{L}_{cont}$	Text (Last 4)	0.806	0.715	0.708	0.742	0.718
CLIP-ViT-L/14 w/ $\mathcal{L}_{cls} + \mathcal{L}_{rel}$	Text (Last 4)	<u>0.824</u>	0.755	0.753	0.765	0.757
CLIP-XLM-R-ViT-H/14 w/ $\mathcal{L}_{cls} + \mathcal{L}_{cont}$	Text (Last 4)	0.803	0.754	0.751	0.773	0.756
CLIP-XLM-R-ViT-H/14 w/ $\mathcal{L}_{cls} + \mathcal{L}_{rel}$	Text (Last 4)	0.849	0.807	0.806	0.813	0.808

Table 6: Performance of CAMU fine-tuning on the HMC Dataset with ablations. Evaluates CAMU using different CLIP models and varying the number of fine-tuned text encoder layers ($n = 1$ to 4, or full encoder). Includes key ablations on the loss components: (1) Full objective ($\mathcal{L}_{cls} + \mathcal{L}_{rel} + \mathcal{L}_{cont}$), (2) Without contrastive loss ($\mathcal{L}_{cls} + \mathcal{L}_{rel}$), (3) Without relevance loss ($\mathcal{L}_{cls} + \mathcal{L}_{cont}$). The best configuration achieving SoTA-comparable results are marked in bold and the second best results are underlined. Acc. -> Accuracy, P -> Precision, R -> Recall.

Fine-tuning	Model	AUROC	Accuracy	F1	Precision	Recall
Text (last layer)	CLIP-ViT-L/14 w/ $\mathcal{L}_{cls} + \mathcal{L}_{cont}$	0.809	0.737	0.737	0.740	0.738
	CLIP-ViT-L/14 w/ $\mathcal{L}_{cls} + \mathcal{L}_{rel}$	<u>0.829</u>	<u>0.743</u>	<u>0.740</u>	<u>0.757</u>	<u>0.745</u>
	CLIP-XLM-R-ViT-H/14 w/ $\mathcal{L}_{cls} + \mathcal{L}_{cont}$	0.772	0.727	0.722	0.751	0.730
	CLIP-XLM-R-ViT-H/14 w/ $\mathcal{L}_{cls} + \mathcal{L}_{rel}$	0.834	0.774	0.771	0.794	0.776

Table 7: Ablation study on loss components with last-layer fine-tuning. Compares the effectiveness of the hate relevance loss ($\mathcal{L}_{cls} + \mathcal{L}_{rel}$) versus the contrastive loss ($\mathcal{L}_{cls} + \mathcal{L}_{cont}$) when only the final layer ($n = 1$) of the text encoder is fine-tuned. The best results are marked in bold, and the second-best results are underlined.

at distinguishing harmless memes from hateful ones when there are clear textual or visual cues. However, the model can still fail when the relevant signals are exceptionally subtle, particularly if neither the LVM-generated caption nor the VLM encoder captures the nuanced context (Figure 5 a). While a meme in Figure 5 depicts hate by objectifying women from a particular race, it is evident

how the other image with birds can confound the system, resulting in a misprediction by CAMU. Conversely, Figure 6 is an example of misogyny/hate where CAMU can understand the underlying context from the image of the woman. However, Figure 7 is an example where CAMU mispredicts the class label for a hateful image which depicts people holding guns. This is perhaps due to the guns being

quite small in the overall image leading the visual grounding layer to not being able to capture these objects. In most cases where **CAMU** mispredicts, we observe that the full context from the image was not captured by the visual grounding layer, or the LVLs involved. Given accurate context by two previous blocks, our approach can fine-tune **CAMU** to predict the correct label.

Model Configuration	AUROC	Acc.	F1	P	R
MultiOFF Baseline [30]	–	–	0.540	0.390	0.840
GEMINI-2.0-FLASH (Zero-shot)	0.554	0.557	0.492	0.451	0.542
CLIP-ViT-L/14 projection FT	0.517	0.604	0.377	0.302	0.500
CAMU	0.657	0.678	0.673	0.673	0.681

Table 8: Performance comparison on the MultiOFF Dataset. Evaluates the generalisability of **CAMU** by comparing its performance against the original MultiOFF baseline, zero-shot Gemini-2.0-Flash, and CLIP-ViT-L/14 projection layer fine-tuning (FT). **CAMU** results use the configuration CLIP-XLM-R-ViT-H/14, $n = 4$, w/ all three losses ($\mathcal{L}_{cls} + \mathcal{L}_{rel} + \mathcal{L}_{cont}$).

The supplementary file presents additional examples predicted by **CAMU**, comparing different candidate captions, their scores, and how these eventually influence the classification outcome.



(a) True Label: Hateful,
Prediction: Not Hateful

(b) True Label: Not Hateful,
Prediction: Not Hateful

Figure 5: CAMU predictions using CLIP-XLM-R-ViT-H-14. (a) A misclassification where subtle hateful objectification is missed. (b) A correctly identified non-hateful meme. Highlights challenges with nuanced hate.

5 Conclusion and Future Work

In conclusion, we propose the **CAMU** framework that enriches hateful meme detection with visually grounded context augmentation, caption scoring, and parameter-efficient text encoder fine-tuning. Our experiments showed that simply fine-tuning projection layers on strong underlying models does not fully leverage the generated captions. Instead, targeted text encoder tuning substantially improved accuracy, F1, and AUROC across datasets (HMC and MultiOFF). While our best AUROC (0.849) lags slightly behind Hate-CLIPper and RGCL-HateCLIPper, higher accuracy and F1 scores provide practical benefits at typical decision thresholds. Notably, our performance is at par with the 55B parameter SoTA PALI-X-VPD framework and **CAMU** achieves an accuracy of 0.807 and F1-score of 0.806



(a) True Label: Not Hateful,
Prediction: Not Hateful

(b) True Label: Hateful,
Prediction: Hateful

Figure 6: CAMU predictions using CLIP-XLM-R-ViT-H-14. (a) A correctly identified non-hateful meme involving a common meme template. (b) A correctly identified hateful meme expressing misogyny.



(a) True Label: Not Hateful,
Prediction: Not Hateful

(b) True Label: Hateful,
Prediction: Not Hateful

Figure 7: CAMU predictions using CLIP-XLM-R-ViT-H-14. (a) A correctly identified non-hateful meme. (b) A misclassification where a hateful meme implying potential violence (guns) is missed, possibly due to visual grounding challenges with small objects.

while being more efficient. This reflects the framework’s ability to capture subtle linguistic cues, an ability reinforced by visual grounding and context augmentation with LVLs.

Future Work. Although our text encoder fine-tuning strategy already shows strong performance, it still involves tuning millions of parameters, which suggests that scaling up the training set—e.g., incorporating larger datasets such as MMHS150K or combining multiple meme datasets could substantially enhance both generalisability and robustness. Another avenue for improvement lies in generating and leveraging multiple captions per image, thereby providing a richer pool of contextual clues that the model can score and select from. In addition, we plan to explore extracting intermediate-layer representations from encoders, since different layers may capture distinct linguistic or semantic nuances. Notably, all these directions fit naturally into our proposed framework: by treating it as the core pipeline, such refinements remain modular to be applicable to any meme dataset.

6 Limitations and Ethical Considerations

Our work relies on public datasets and publicly available pre-trained models, therefore, no ethical review was necessary. Nonetheless, these models can inherit biases from their original training data, potentially yielding skewed or harmful judgments for under-represented

groups. While our approach significantly improves hateful content detection, it may still overfit certain cultural cues or produce false positives in cases requiring deeper context. Additionally, large encoder fine-tuning can be computationally expensive, limiting real-time or resource-constrained deployments. From an ethical standpoint, responsible usage of this system would require human oversight to prevent over-censorship of benign content and to ensure a review of sensitive or ambiguous cases.

References

- [1] Piush Aggarwal, Jawar Mehranian, Weigang Huang, Özge Alaçam, and Torsten Zesch. 2024. Text or Image? What is More Important in Cross-Domain Generalization Capabilities of Hate Meme Detection Models? *arXiv preprint arXiv:2402.04967* (2024).
- [2] Jean-Baptiste Alayrac, Jeff Donahue, Pauline Luc, Antoine Miech, Iain Barr, Yana Hasson, Karel Lenc, Arthur Mensch, Katherine Millican, Malcolm Reynolds, et al. 2022. Flamingo: a visual language model for few-shot learning. *Advances in neural information processing systems* 35 (2022), 23716–23736.
- [3] Zechen Bai, Pichao Wang, Tianjun Xiao, Tong He, Zongbo Han, Zheng Zhang, and Mike Zheng Shou. 2024. Hallucination of multimodal large language models: A survey. *arXiv preprint arXiv:2404.18930* (2024).
- [4] Aashish Bhandari, Siddhant B Shah, Surendrabikram Thapa, Usman Naseem, and Mehwish Nasim. 2023. Crisishatemm: Multimodal analysis of directed and undirected hate speech in text-embedded images from russia-ukraine conflict. In *Proceedings of the IEEE/CVF Conference on Computer Vision and Pattern Recognition*. 1993–2002.
- [5] Giovanni Burbi, Alberto Baldrati, Lorenzo Agnolucci, Marco Bertini, and Alberto Del Bimbo. 2023. Mapping Memes to Words for Multimodal Hateful Meme Classification. In *Proceedings of the IEEE/CVF International Conference on Computer Vision*. 2832–2836.
- [6] Zhe Chen, Weiyan Wang, Yue Cao, Yangzhou Liu, Zhangwei Gao, Erfei Cui, Jinguo Zhu, Shenglong Ye, Hao Tian, Zhaoyang Liu, et al. 2024. Expanding performance boundaries of open-source multimodal models with model, data, and test-time scaling. *arXiv preprint arXiv:2412.05271* (2024).
- [7] Zhe Chen, Jiannan Wu, Wenhai Wang, Weijie Su, Guo Chen, Sen Xing, Muyan Zhong, Qinglong Zhang, Xizhou Zhu, Lewei Lu, et al. 2024. Internvl: Scaling up vision foundation models and aligning for generic visual-linguistic tasks. In *Proceedings of the IEEE/CVF Conference on Computer Vision and Pattern Recognition*. 24185–24198.
- [8] Mehdi Cherti, Romain Beaumont, Ross Wightman, Mitchell Wortsman, Gabriel Ilharco, Cade Gordon, Christoph Schuhmann, Ludwig Schmidt, and Jenia Jitsev. 2023. Reproducible scaling laws for contrastive language-image learning. In *Proceedings of the IEEE/CVF Conference on Computer Vision and Pattern Recognition*. 2818–2829.
- [9] Anastasia Denisova. 2019. *Internet memes and society: Social, cultural, and political contexts*. Routledge.
- [10] Raul Gomez, Jaume Gibert, Lluís Gomez, and Dimosthenis Karatzas. 2020. Exploring hate speech detection in multimodal publications. In *Proceedings of the IEEE/CVF winter conference on applications of computer vision*. 1470–1478.
- [11] Sepp Hochreiter and Jürgen Schmidhuber. 1997. Long short-term memory. *Neural computation* 9, 8 (1997), 1735–1780.
- [12] Neil Houlsby, Andrei Giurgiu, Stanislaw Jastrzebski, Bruna Morrone, Quentin De Laroussilhe, Andrea Gesmundo, Mona Attariyan, and Sylvain Gelly. 2019. Parameter-efficient transfer learning for NLP. In *International conference on machine learning*. PMLR, 2790–2799.
- [13] Yushi Hu, Otilia Stretcu, Chun-Ta Lu, Krishnamurthy Viswanathan, Kenji Hata, Enming Luo, Ranjay Krishna, and Ariel Fuxman. 2023. Visual Program Distillation: Distilling Tools and Programmatic Reasoning into Vision-Language Models. *arXiv preprint arXiv:2312.03052* (2023).
- [14] Weiquan Huang, Aoqi Wu, Yifan Yang, Xufang Luo, Yuqing Yang, Liang Hu, Qi Dai, Xiyang Dai, Dongdong Chen, Chong Luo, et al. 2024. Llm2clip: Powerful language model unlock richer visual representation. *arXiv preprint arXiv:2411.04997* (2024).
- [15] Aaron Hurst, Adam Lerer, Adam P Goucher, Adam Perelman, Aditya Ramesh, Aidan Clark, AJ Ostrow, Akila Welihinda, Alan Hayes, Alec Radford, et al. 2024. Gpt-4o system card. *arXiv preprint arXiv:2410.21276* (2024).
- [16] Douwe Kiela, Hamed Firooz, Aravind Mohan, Vedanuj Goswami, Amanpreet Singh, Pratik Ringshia, and Davide Testuggine. 2020. The hateful memes challenge: Detecting hate speech in multimodal memes. *Advances in neural information processing systems* 33 (2020), 2611–2624.
- [17] Girish A. Koushik, Diptesh Kanojia, and Helen Treharne. 2025. Towards a Robust Framework for Multimodal Hate Detection: A Study on Video vs. Image-based Content. *arXiv preprint arXiv:2502.07138* (2025).
- [18] Oliver Kramer and Oliver Kramer. 2016. Scikit-learn. *Machine learning for evolution strategies* (2016), 45–53.
- [19] Gokul Karthik Kumar and Karthik Nandakumar. 2022. Hate-CLIPper: Multimodal hateful meme classification based on cross-modal interaction of CLIP features. *arXiv preprint arXiv:2210.05916* (2022).
- [20] Junnan Li, Dongxu Li, Silvio Savarese, and Steven Hoi. 2023. Blip-2: Bootstrapping language-image pre-training with frozen image encoders and large language models. In *International conference on machine learning*. PMLR, 19730–19742.
- [21] Jinming Liu, Yuntao Wei, Junyan Lin, Shengyang Zhao, Heming Sun, Zhibo Chen, Wenjun Zeng, and Xin Jin. 2024. Tell Codec What Worth Compressing: Semantically Disentangled Image Coding for Machine with LMMs. In *2024 IEEE International Conference on Visual Communications and Image Processing (VCIP)*. IEEE, 1–5.
- [22] Shilong Liu, Zhaoyang Zeng, Tianhe Ren, Feng Li, Hao Zhang, Jie Yang, Chunyuan Li, Jianwei Yang, Hang Su, Jun Zhu, et al. 2023. Grounding dino: Marrying dino with grounded pre-training for open-set object detection. *arXiv preprint arXiv:2303.05499* (2023).
- [23] Jingbiao Mei, Jinghong Chen, Weizhe Lin, Bill Byrne, and Marcus Tomalin. 2023. Improving hateful memes detection via learning hatefulness-aware embedding space through retrieval-guided contrastive learning. *arXiv preprint arXiv:2311.08110* (2023).
- [24] Chenlin Meng, Yutong He, Yang Song, Jiaming Song, Jiajun Wu, Jun-Yan Zhu, and Stefano Ermon. 2021. Sdedit: Guided image synthesis and editing with stochastic differential equations. *arXiv preprint arXiv:2108.01073* (2021).
- [25] Ron Mokady, Amir Hertz, and Amit H Bermano. 2021. Clipcap: Clip prefix for image captioning. *arXiv preprint arXiv:2111.09734* (2021).
- [26] Archiki Prasad, Elias Stengel-Eskin, and Mohit Bansal. 2023. Rephrase, augment, reason: Visual grounding of questions for vision-language models. *arXiv preprint arXiv:2310.05861* (2023).
- [27] Alec Radford, Jong Wook Kim, Chris Hallacy, Aditya Ramesh, Gabriel Goh, Sandhini Agarwal, Girish Sastry, Amanda Askell, Pamela Mishkin, Jack Clark, et al. 2021. Learning transferable visual models from natural language supervision. In *International conference on machine learning*. PMLR, 8748–8763.
- [28] Harald Steck, Chaitanya Ekanadham, and Nathan Kallus. 2024. Is cosine-similarity of embeddings really about similarity?. In *Companion Proceedings of the ACM on Web Conference 2024*. 887–890.
- [29] Xuanyu Su, Sansong Li, Diana Inkpen, and Nathalie Japkowicz. 2024. HateSieve: A Contrastive Learning Framework for Detecting and Segmenting Hateful Content in Multimodal Memes. *arXiv preprint arXiv:2408.05794* (2024).
- [30] Shardul Suryawanshi, Bharathi Raja Chakravarthi, Mihael Arcan, and Paul Buitelaar. 2020. Multimodal meme dataset (MultiOFF) for identifying offensive content in image and text. In *Proceedings of the second workshop on trolling, aggression and cyberbullying*. 32–41.
- [31] Christian Szegedy, Vincent Vanhoucke, Sergey Ioffe, Jon Shlens, and Zbigniew Wojna. 2016. Rethinking the inception architecture for computer vision. In *Proceedings of the IEEE conference on computer vision and pattern recognition*. 2818–2826.
- [32] Gemini Team, Rohan Anil, Sebastian Borgeaud, Jean-Baptiste Alayrac, Jiahui Yu, Radu Soricut, Johan Schalkwyk, Andrew M Dai, Anja Hauth, Katie Millican, et al. 2023. Gemini: a family of highly capable multimodal models. *arXiv preprint arXiv:2312.11805* (2023).
- [33] Oriol Vinyals, Alexander Toshev, Samy Bengio, and Dumitru Erhan. 2015. Show and tell: A neural image caption generator. In *Proceedings of the IEEE conference on computer vision and pattern recognition*. 3156–3164.
- [34] Chien-Yao Wang, I-Hau Yeh, and Hong-Yuan Mark Liao. 2024. Yolov9: Learning what you want to learn using programmable gradient information. In *European conference on computer vision*. Springer, 1–21.
- [35] Shijie Wang, Dahun Kim, Ali Taalimi, Chen Sun, and Weicheng Kuo. 2024. Learning visual grounding from generative vision and language model. *arXiv preprint arXiv:2407.14563* (2024).
- [36] Kelvin Xu. 2015. Show, attend and tell: Neural image caption generation with visual attention. *arXiv preprint arXiv:1502.03044* (2015).
- [37] Siming Yan, Min Bai, Weifeng Chen, Xiong Zhou, Qixing Huang, and Li Erran Li. 2024. Vigor: Improving visual grounding of large vision language models with fine-grained reward modeling. In *European Conference on Computer Vision*. Springer, 37–53.
- [38] Ziyang Yang, Kushal Kafle, Franck Dernoncourt, and Vicente Ordonez. 2023. Improving visual grounding by encouraging consistent gradient-based explanations. In *Proceedings of the IEEE/CVF Conference on Computer Vision and Pattern Recognition*. 19165–19174.
- [39] Greyson K Young. 2022. How much is too much: the difficulties of social media content moderation. *Information & Communications Technology Law* 31, 1 (2022), 1–16.
- [40] Youcai Zhang, Xinyu Huang, Jinyu Ma, Zhaoyang Li, Zhaochuan Luo, Yanchun Xie, Yuzhuo Qin, Tong Luo, Yaqian Li, Shilong Liu, et al. 2024. Recognize anything: A strong image tagging model. In *Proceedings of the IEEE/CVF Conference on Computer Vision and Pattern Recognition*. 1724–1732.

CAMU: Context Augmentation for Meme Understanding

ACM Reference Format:

. 2025. CAMU: Context Augmentation for Meme Understanding. In . ACM, New York, NY, USA, 4 pages. <https://doi.org/10.1145/nnnnnnn.nnnnnnn>

A Prompt Template

A.1 Caption Generation

```
grounding_prompt = "Key elements in the image:"
if grounding_info:
    for obj, boxes in grounding_info.items():
        confidence = max(box[4] for box in boxes)
        if confidence > 0.7:
            certainty = "high certainty"
        elif confidence > 0.5:
            certainty = "moderate certainty"
        else:
            certainty = "low certainty"
        grounding_prompt += f" {obj} (detected with
            {certainty}, count: {len(boxes)}),"
    grounding_prompt = grounding_prompt.rstrip(',') + "."
else:
    grounding_prompt += " No specific object information
        available."
```

```
prompt = f"""<image>
{grounding_prompt}
Task: Analyze this meme image using the above grounding
information and generate a **single caption**
(under 77 tokens) suitable for CLIP fine-tuning.
```

The caption should:

- Describe the main visual elements (people, objects, and setting)
- Mention key identifying features (e.g., race, gender, religion, disability, nationality) if relevant
- Summarize the text overlay (if short) or explain its meaning concisely
- Describe any societal implications or stereotypes referenced in the image
- Avoid subjective interpretations or judgmental labels (e.g., 'hateful', 'offensive')

Additionally, if the meme references a specific group (race, religion, sex, etc.), ensure it is explicitly mentioned.

Permission to make digital or hard copies of all or part of this work for personal or classroom use is granted without fee provided that copies are not made or distributed for profit or commercial advantage and that copies bear this notice and the full citation on the first page. Copyrights for components of this work owned by others than the author(s) must be honored. Abstracting with credit is permitted. To copy otherwise, or republish, to post on servers or to redistribute to lists, requires prior specific permission and/or a fee. Request permissions from permissions@acm.org.

Conference'17, Washington, DC, USA

© 2025 Copyright held by the owner/author(s). Publication rights licensed to ACM.
ACM ISBN 978-x-xxxx-xxxx-x/YYYY/MM
<https://doi.org/10.1145/nnnnnnn.nnnnnnn>

If the meme implies attitudes like exclusion, mocking, contempt, or inferiority, briefly describe how the text and image interact to convey this.

Format the response as:

```
Caption: [Generated caption here]
"""
```

A.2 Zero-shot Evaluation

```
analysis_prompt = f"""Analyze this meme by considering
both the visual elements and the text content:
"{text}"
```

Focus on:

1. What is shown in the image
2. How the text relates to the image
3. The overall message or intent
4. Whether this combination promotes bias, discrimination, or harmful stereotypes

Provide your analysis in a brief paragraph."""

```
response = predict_with_retry(model, analysis_prompt,
    image)
analysis = response.text
```

```
decision_prompt = f"""Based on the following analysis
of a meme:
{analysis}
```

Determine if this meme contains hateful content by considering:

- Does it promote discrimination or prejudice?
- Does it target specific groups based on protected characteristics?
- Does it use harmful stereotypes or derogatory language?
- Is the combination of image and text intended to cause harm or offense?

Respond with ONLY 'hateful' or 'not hateful', followed by a brief explanation after a semicolon."""

B Caption Selection Output

Hateful Memes (HMC) dataset

Image `img/03854.png`:

Label: 1.0

Caption Scores:

C More Benign Confounder Examples

1. Text: did a lot of medical research didn't hurt any animals

- Score: 0.001 | Raw Prob: 0.142 | Gumbel Prob: 0.000
2. InternVL Caption: the image features a man with a mustache, wearing a military uniform, with text overlay stating "did a lot of medical research didn't hurt any animals." the meme references historical figures associated with unethical medical experiments, using a serious tone to imply a lack of ethical considerations in research.

- Score: 0.998 | Raw Prob: 0.386 | Gumbel Prob: 0.000
3. Gemini Caption: black and white portrait of adolf hitler with a beard. text overlay reads "did a lot of medical research" and "didn 't hurt any animals". the meme uses irony to mock hitler by contrasting his human rights abuses with a false claim of animal rights concern, implying contempt.

- Score: 0.769 | Raw Prob: 0.307 | Gumbel Prob: 1.000

Selected Caption Index: 3

MultiOFF dataset

Image HnYtR6j.png:

Label: 1.0

Caption Scores (Hate Relevance):



1. Hate Score: 0.405 | Raw Prob: 0.319 | Gumbel Prob: 0.000
Caption: POLICE SAYS HE 'S UPSET DONALD TRUMP STATED WE ARE ONLY GETTING THUGS AND CRIMINALS FROM MEXICO . BURNS COP CAR ... YOU KNOW ... TO PROVE TRUMP WRONG mematic.net
2. Hate Score: 0.488 | Raw Prob: 0.346 | Gumbel Prob: 0.000

Caption: The image shows a person in a protest holding a flaming object, with police in the background. The text claims the person is upset about Donald Trump's statement on immigration, leading to the burning of a police car to disprove it. The meme uses exaggeration and sarcasm to critique Trump's views.

3. Hate Score: 0.455 | Raw Prob: 0.335 | Gumbel Prob: 1.000
Caption: Meme shows a man holding a stick up with police in riot gear behind him. Text references Donald Trump's comments on Mexicans & burning a police car to disprove him, conveying sarcasm.

Selected Caption (3): Meme shows a man holding a stick up with police in riot gear behind him. Text references Donald Trump's comments on Mexicans & burning a police car to disprove him, conveying sarcasm.

Image	Meme Details
	<p>Meme 1: img/63502.png Prediction: Hateful (Probability: 0.9984) True Label: Non-hateful</p> <p>Meme Text: Text: in school trip to the zoo, i saw a monkey and had vegetable soup for lunch Score: -0.8900 Probability: 0.0002</p> <p>InternVL Caption: Text: The meme features a child in a wheelchair with a text overlay about a school trip to the zoo. The top image shows a chimpanzee, and the bottom image shows the child. The text humorously suggests that the child saw a monkey and had vegetable soup for lunch, playing on the similarity in appearance between the child and the chimpanzee. This meme uses a visual pun to create a light-hearted joke, but it may be considered offensive to some as it relies on a stereotype of people with disabilities. Score: 7.7130 Probability: 0.9978 *** Selected as Best Caption ***</p> <p>Gemini Caption: Text: A meme showing a monkey and a boy in a wheelchair, with text implying they are related to a zoo trip; The implication mocks the child by equating him to the monkey. Score: 1.5134 Probability: 0.0020</p>
	<p>Meme 2: img/10476.png Prediction: Hateful (Probability: 0.9967) True Label: Hateful</p> <p>Meme Text: Text: how to fix a noisy dishwasher Score: -4.3268 Probability: 0.0000</p> <p>InternVL Caption: Text: A man is sitting on a woman's lap, holding a rope, with the text "how to fix a noisy dishwasher" overlaid. The image humorously suggests a non-literal solution to a household problem, potentially implying a gender stereotype. Score: 5.8544 Probability: 0.0175</p> <p>Gemini Caption: Text: A black and white image shows a man holding a weapon over a woman lying down. Text reads "how to fix a noisy dishwasher," implying the woman is the dishwasher. This depicts domestic violence towards women in a humorous and belittling way. Score: 9.8821 Probability: 0.9825 *** Selected as Best Caption ***</p>
	<p>Meme 3: img/85630.png Prediction: Hateful (Probability: 0.9439) True Label: Hateful</p> <p>Meme Text: Text: michele obama met with fashion designers from planet of the apes Score: 3.6339 Probability: 0.0003</p> <p>InternVL Caption: Text: The image features a woman in a dark blue dress with a pearl necklace, sitting with her hands clasped. The text overlay reads, "michele obama met with fashion designers from planet of the apes." The bottom half of the image shows a person with a hair wig resembling an ape, with the text "from planet of the apes." The meme uses a humorous comparison, suggesting that the woman's meeting with fashion designers is as unusual as meeting apes from a fictional planet. Score: 2.7138 Probability: 0.0001</p> <p>Gemini Caption: Text: The two-panel meme shows Michelle Obama, a Black woman, above a character from "Planet of the Apes." The text says "Michele Obama met with fashion designers from Planet of the Apes," implying a comparison that could be interpreted as mocking or belittling. Score: 11.7253 Probability: 0.9996 *** Selected as Best Caption ***</p>

Image	Meme Details (continued)
	<p>Meme 4: img/26891.png Prediction: Hateful (Probability: 0.8315) True Label: Hateful</p> <p>Meme Text: Text: today we're making vegetable soup! the most disturbing thing i've seen all day. Score: -5.6092 Probability: 0.0000</p> <p>InternVL Caption: Text: Three young boys sit together, one holding a teddy bear, another with a toy, and the third with a bottle. The text overlay reads, "today we're making vegetable soup!" and "the most disturbing thing I've seen all day." The image and text juxtapose a seemingly innocent activity with a negative comment, potentially mocking or belittling the boys' interests or the context of the situation. Score: 1.4312 Probability: 0.0167</p> <p>Gemini Caption: Text: A meme shows three individuals who appear to have developmental disabilities, each holding a toy; two hold stuffed toys. The text overlay reads, "today we're making vegetable soup! the most disturbing thing I've seen all day." The meme conveys a sense of mockery or contempt towards individuals with developmental disabilities. Score: 5.5057 Probability: 0.9833 *** Selected as Best Caption ***</p>
	<p>Meme 5: img/36128.png Prediction: Non-hateful (Probability: 0.0015) True Label: Non-hateful</p> <p>Meme Text: Text: today we're making vegetable soup! the most disturbing thing i've seen all day... -flyboy Score: -4.1946 Probability: 0.1942</p> <p>InternVL Caption: Text: In the image, two people are preparing vegetable soup on a cutting board, with carrots, peas, and celery visible. The text overlay reads, "today we're making vegetable soup!" and "the most disturbing thing I've seen all day... -flyboy." The meme humorously juxtaposes the wholesome activity of cooking with a sarcastic comment, potentially mocking the idea of flyboy stereotypes. Score: -4.0403 Probability: 0.2266</p> <p>Gemini Caption: Text: A person prepares vegetables, including carrots, celery, and noodles on a cutting board to make vegetable soup. Text reads "today we're making vegetable soup! the most disturbing thing i've seen all day... -flyboy". The humor implies the soup ingredients are undesirable to the speaker. Score: -3.1014 Probability: 0.5793 *** Selected as Best Caption ***</p>