

Out-of-the-Box Conditional Text Embeddings from Large Language Models

Kosuke Yamada and Peinan Zhang

Cyberagent Inc., Japan

{yamada_kosuke, zhang_peinan}@cyberagent.co.jp

Abstract

Conditional text embedding is a proposed representation that captures the shift in perspective on texts when conditioned on a specific aspect. Previous methods have relied on extensive training data for fine-tuning models, leading to challenges in terms of labor and resource costs. We propose **PonTE**, a novel unsupervised conditional text embedding method that leverages a causal large language model and a conditional prompt. Through experiments on conditional semantic text similarity and text clustering, we demonstrate that PonTE can generate useful conditional text embeddings and achieve performance comparable to supervised methods without fine-tuning. We also show the interpretability of text embeddings with PonTE by analyzing word generation following prompts and embedding visualization.

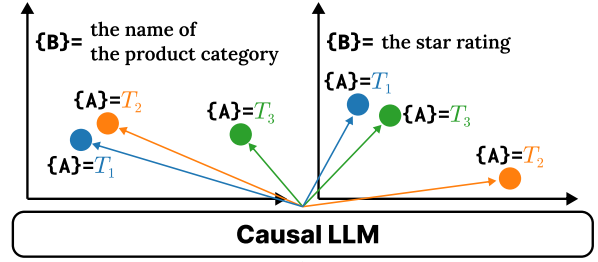
1 Introduction

Text embeddings, which represent text as dense semantic vectors, are essential for various natural language processing (NLP) tasks, such as semantic textual similarity (Agirre et al., 2012; Marelli et al., 2014; Cer et al., 2017) and text clustering tasks (Aggarwal and Zhai, 2012; Wehrli et al., 2023). Many text embedding models (Conneau et al., 2017; Cer et al., 2018; Reimers and Gurevych, 2019; Gao et al., 2021) aim to generate a single universal representation for a given text. However, this universal representation faces challenges when addressing the inherent ambiguity in text. For example, consider the review texts shown in Table 1. T_1 and T_2 discuss similar product categories but offer different evaluations, whereas T_1 and T_3 discuss different product categories but provide similar evaluations. When measuring the similarity between them without constraints, it becomes challenging to determine whether the similarity between T_1 and T_2 or between T_1 and T_3 should be higher.

Given this context, conditional text embeddings,

T_1 : This camera is one of my favorites.
 T_2 : This smartphone cannot capture high-quality images.
 T_3 : Best fish I have ever had.

Table 1: Examples of semantically ambiguous texts



Express this text “{A}” in one word in terms of {B}: “

Figure 1: Visualization examples of conditional text embedding with PonTE. T_1 , T_2 , and T_3 correspond to the texts in Table 1.

where texts are embedded by specifying aspects as conditions, have been proposed (Deshpande et al., 2023; Yoo et al., 2024). However, previous methods require training data for a conditional semantic text similarity (C-STs) task and are not easily applicable to NLP tasks beyond the domain and the language. Also, instruction fine-tuning embedding methods are a type of conditional text embedding method in that they generate different embeddings for each task (Su et al., 2023; Li et al., 2023; Wang et al., 2024b) since these methods generate task-specific text embeddings by inputting prompts consisting of an instruction and text into a causal large language model (LLM). However, these methods require fine-tuning the LLMs using a significant amount of manually or automatically generated training data, which is laborious, time-consuming, uneconomical, and computationally burdensome.

In this study, we propose **PonTE**, a **P**rompt-based **cond**itional **T**ext **E**mboding method, as shown in Figure 1. PonTE is a method that uses causal LLMs as text embedders with conditional prompts inspired by PromptEOL (Jiang et al., 2023b). In PonTE, we input the prompt ‘Express

this text “{A}” in one word in terms of {B}: “”, where {A} is the target text and {B} is the conditional text, into the LLM and extract the hidden state vector in the model as the conditional text embedding. PonTE enables the generation of effective conditional text embeddings by condition-oriented compression of textual information.

2 PonTE

In the conditional text embedding, there are only supervised methods that use domain data or need to be fine-tuned on large-scale datasets, and domain- and language-agnostic versatile unsupervised methods have not yet been fully explored. To develop a general-purpose method without costly effort, we propose PonTE, which is a prompt-based conditional text embedding method.

An overview of PonTE is shown in Figure 2. We utilize the hidden state vector within the transformer blocks of the causal LLM of the last token in the conditional prompt as the conditional text embedding. PonTE introduces one-word and conditional restrictions in the prompts. For example, we employ the prompt templates such as ‘This text: “{text}” means in one word in terms of {condition}: “’, which is a similar one used in PromptEOL, or ‘Express this text “{text}” in one word in terms of {condition}: “’, which is aware of the instruction-tuned model. Within the prompts, the target text is input in ‘{text}’, whereas the conditional text is input in ‘{condition}’. By forcing the causal LLM to represent text in single word while specifying the aspect as the condition, it is expected to compress the textual information in a purposeful manner.

We can also interpret the embedding with PonTE by generating a single word that follows the prompt through the linear and softmax block. This word refers to the concatenation of output tokens until “” is generated and leads to a better understanding of the prediction results and helps to determine prompts and analyze errors.

3 Experiments on C-STS

We experiment with a C-STS task that measures the semantic similarity between texts based on given conditions to confirm PonTE’s capability in generating text embeddings based on specified conditions.

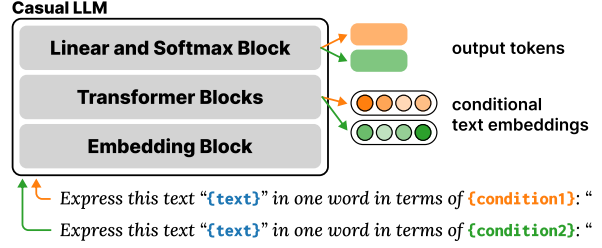


Figure 2: Overview of PonTE

3.1 Settings

We used the C-STS dataset (Deshpande et al., 2023).¹ Each instance comprises a quadruple consisting of two texts, a condition, and a gold similarity. For the evaluation, Spearman’s rank correlation coefficient (ρ) and Pearson’s correlation coefficient (r) are used based on a predicted similarity and the gold similarity of the text pairs. The predicted similarity is computed by calculating the cosine similarity between text embeddings obtained by inputting conditional prompts into the models.

As causal LLMs for PonTE, we used the base and instruction-tuned Mistral-7B (Jiang et al., 2023a), the base and instruction-tuned Llama-3-8B (Touvron et al., 2023), and the base and instruction-tuned Llama-3-70B as causal LLMs.² The prompt templates are detailed in Appendix D.

We conducted a comparison between PonTE and two instruction fine-tuned embedding methods trained on diverse and massive datasets for causal LLMs, which have demonstrated high performance in recent MTEB (Muennighoff et al., 2023). The methods were GTE (Li et al., 2023), which is based on the instruction-tuned Qwen2-7B, and E5 (Wang et al., 2024a,b), which is based on the instruction-tuned Mistral-7B. Additionally, we compared PonTE with the bi-encoder method with unsupervised and supervised SimCSE.³

3.2 Results

The experimental results are listed in Table 2. PonTE consistently demonstrated high performance across different models. In particular, PonTE_{Llama-3-8B-Inst} achieved high scores with Spearman and Pearson correlation coefficients of 37.1 and 33.6, respectively. Even without fine-tuning, the proposed method achieves scores comparable to state-of-the-art supervised methods.

A comparison between E5_{Mistral-7B-Inst} and PonTE_{Mistral-7B-Inst} confirms that the fine-tuning

¹Statistics on the datasets are presented in Appendix A.

²The model links are in Appendix B.

³An explanation of these methods is in Appendix C.

Method	ρ	r
<i>Supervised method</i>		
sup-SimCSE _{large}	3.4	4.1
GTE _{Qwen2-7B-Inst}	33.5	33.9
E5 _{Mistral-7B-Inst}	34.8	34.6
<i>Unsupervised method</i>		
unsup-SimCSE _{large}	2.3	1.7
PonTE _{Mistral-7B}	21.6	21.0
PonTE _{Mistral-7B-Inst}	30.6	28.9
PonTE _{Llama-3-8B}	21.7	19.7
PonTE _{Llama-3-8B-Inst}	37.1	33.6
PonTE _{Llama-3-70B}	11.3	10.9
PonTE _{Llama-3-70B-Inst}	35.1	31.0

Table 2: Experimental results on C-STs. **Bold** indicates the highest score in each setting.

for the text embedding model is valid, as E5_{Mistral-7B-Inst} performs better. If E5_{Mistral-7B-Inst} were constructed, it could potentially achieve higher performance. However, E5_{Mistral-7B-Inst} is trained on 500k examples generated using 150k unique instructions and a total of 1.8 million manually generated examples in the QA and search datasets, which is not easy to build and expensive to develop. Also, the performance of SimCSE is poor because it cannot interact between target and conditional texts without fine-tuning using manual data. We suggest that PonTE could serve as a new baseline for unsupervised conditional text embedding, which has not been extensively explored.

We validated that instruction-tuned models outperform non-instruction-tuned models under PonTE. This could be attributed to the fact that instruction-tuning facilitates adherence to the instruction in the conditional prompt. In addition, the comparison of PonTE based on Llama-3-8B and Llama-3-70B showed no difference in performance. According to Jiang et al. (2023b), scaling up does not directly correlate with performance in their experiment on STS for PromptEOL using OPT with varying numbers of parameters without fine-tuning. Our results are consistent with theirs.

3.3 Analysis

The output examples for PonTE with Llama-3-8B-Inst are listed in Table 3.⁴ It contains two text pairs, two conditions, gold scores and predicted scores for the text pairs, and one generated word for each text. From Table 3 (a), we can see that PonTE is able to

⁴In the C-STs dataset, the test set is not disclosed; therefore, we analyze the results of the validation set.

obtain appropriate prediction scores and generated words according to the conditions for each text. From the results, we obtained new insights of the deep relationship between prediction scores and generated words. Table 3 (b) shows that PonTE predicts the same word for each text, despite the low gold similarity, and has an inappropriately high prediction score. This issue is due to the complexity of the task of summarizing a text in a single word.

The visualization results of text embeddings by PonTE_{Llama-3-8B-Inst} projected into two dimensions by t-SNE (Van der Maaten and Hinton, 2008) are shown in Figure 3. Each point represents the embedding for each text and displays the one generated word. The instances (a) and (b) from Table 3 are highlighted. The findings reveal that identical texts are embedded far apart under each condition, indicating that the texts are embedded based on conditions rather than surface information. Also, the similar words are clustered closely together in the semantic space. For example, numbers are clustered on the right, whereas creatures are clustered at the bottom. This is new evidence that PonTE is able to project the text into the semantic space of the word.

4 Experiments on Text Clustering

We experienced with text clustering, which groups text by its meaning, as one of the promising applications of conditional text embedding.

4.1 Settings

Conditional text embedding allows text to be represented from the user’s desired aspect. To assess its feasibility, we performed text clustering from multiple aspects, using the English dataset from Amazon reviews corpus, where each review text was assigned multiple different labels related to category (Amazon-C) and rating (Amazon-R). We also addressed common text clustering tasks through two datasets: ScienceQA (SciQA) (Lu et al., 2022), and Tweet emotion intensity dataset (Tweet Emotion) (Mohammad and Bravo-Marquez, 2017). Amazon-C and SciQA focused on clustering based on topics, whereas Amazon-R and Tweet emotion focused on clustering based on emotions.

The K-means (MacQueen et al., 1967) algorithm is used for clustering, and the number of clusters is given. The V-measure (Rosenberg and Hirschberg, 2007) served as the evaluation metric, which is independent of the permutations of clustering labels.

	Text1	Text2	Condition	Gold	Pred	Word1	Word2
(a)	T_{a1} : A group of elephants of different sizes walking together on dirt with a rock formation and trees in the background.	T_{a2} : One elephant is squirting water out of its mouth and the other is putting water into its mouth.	C_{a1} : the physical actions	1.0	1.30	Walking	water-squirting
			C_{a2} : the animal	5.0	4.77	Elephants	Elephant
(b)	T_{b1} : A man in a shirt and tie with his hands in his pockets leaning against a wall.	T_{b2} : The man is wearing a dress coat, suit and tie, but not dress pants.	C_{b1} : the attire of the person	2.0	4.52	Formal	Formal
			C_{b2} : the gender of the person	5.0	4.64	Male	Male

Table 3: Output examples for PonTE with Llama-3-8b-Inst. “Pred” denotes the min-max scaled value of the cosine similarity by 0.5 and 5.5. “Word1” and “Word2” denote the generated words at “Text1” and “Text2,” respectively.

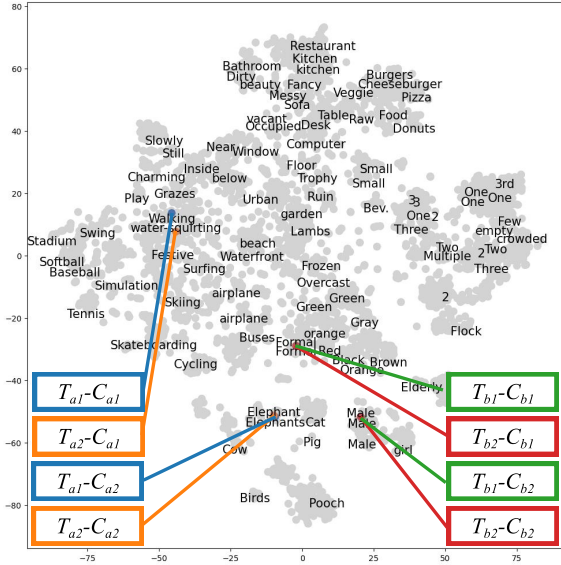


Figure 3: 2D t-SNE projection of embedding by PonTE

Clustering is carried out five times with different seeds, and the average is used as the score.

In PonTE, we utilized models based on Mistral-7B and Llama-3-8B. We also used the prompt template that gave the best Spearman correlation coefficient in C-STs and the conditional text inserted into the prompt template was selected based on its V-measure score in the validation set.⁵ As comparison methods, we incorporated GTE, and E5 utilized in the C-STs experiment. In addition, we compared PonTE with SimCSE and PromptEOL, which are universal text embedding methods.

4.2 Results

The results are listed in Table 4. PonTE outperformed the other unsupervised methods across all datasets and PonTE_{Llama-3-8B-Inst} shows a high and balanced performance. PonTE outperformed PromptEOL across all models and datasets, highlighting the effectiveness of conditional prompt for each aspect. Also, PonTE outperformed super-

⁵Details are provided in Appendix E, F, and G

Method	Amazon -C	Sci- -R	Tweet QA	Emo.
<i>Supervised method</i>				
sup-SimCSE _{large}	19.5	22.4	65.5	29.4
GTE _{Qwen2-7B-Inst}	38.3	36.8	73.9	36.8
E5 _{Mistral-7B-Inst}	37.4	37.6	74.0	41.3
<i>Unsupervised method</i>				
unsup-SimCSE _{large}	16.7	4.2	63.8	23.4
PromptEOL _{Mistral-7B}	8.6	27.2	66.0	6.5
PromptEOL _{Mistral-7B-Inst}	6.1	27.4	59.4	22.7
PromptEOL _{Llama-3-8B}	9.9	20.4	66.7	9.5
PromptEOL _{Llama-3-8B-Inst}	9.4	30.8	65.1	31.7
PonTE _{Mistral-7B}	27.7	27.7	74.5	18.1
PonTE _{Mistral-7B-Inst}	25.3	31.7	68.0	43.8
PonTE _{Llama-3-8B}	30.9	23.8	74.1	24.0
PonTE _{Llama-3-8B-Inst}	30.5	34.1	73.0	45.9

Table 4: Experimental results of text clustering. The score represents the V-measure value.

vised SimCSE, strong universal text embeddings on all datasets, and on some datasets, PonTE outperformed GTE and E5, which use a variety of training data, including datasets similar to the domain of this task. In short, PonTE, which can generate useful text embeddings without fine-tuning, is likely to be more useful than GTE and E5 for domains and languages not supported by these models.

5 Conclusion

In this study, we proposed PonTE, a novel unsupervised conditional text embedding method that does not require fine-tuning. PonTE generated high-quality conditional text embeddings by leveraging powerful LLMs and conditional prompts. Experiments on C-STs and text clustering show that PonTE outperformed existing unsupervised methods and performed comparably to supervised methods. In the future, we will explore other applications of PonTE and enhance its functionality.

Limitation

Our experiments have two limitations. First, our evaluation tasks were limited to conditional semantic text similarity and text clustering. While these tasks were crucial for evaluating the performance of embedding a single text in multiple aspects, evaluating PonTE on a wider range of tasks, such as those included in MTEB (Muennighoff et al., 2023), would provide a more comprehensive assessment of its performance. Furthermore, while our method is language-independent, its performance has not been assessed across different languages.

The second limitation involves prompt engineering, particularly when utilizing LLMs in general. While fine-tuning is not necessary, validating the performance with additional data is recommended to ensure optimal results.

References

- Charu C Aggarwal and ChengXiang Zhai. 2012. [A survey of text clustering algorithms](#). *Mining text data*, pages 77–128.
- Eneko Agirre, Daniel Cer, Mona Diab, and Aitor Gonzalez-Agirre. 2012. [SemEval-2012 task 6: A pilot on semantic textual similarity](#). In *Proceedings of the First Joint Conference on Lexical and Computational Semantics and the shared task and the Sixth International Workshop on Semantic Evaluation (*SEM-SemEval 2012)*, pages 385–393.
- Daniel Cer, Mona Diab, Eneko Agirre, Iñigo Lopez-Gazpio, and Lucia Specia. 2017. [SemEval-2017 task 1: Semantic textual similarity multilingual and crosslingual focused evaluation](#). In *Proceedings of the 11th International Workshop on Semantic Evaluation (SemEval 2017)*, pages 1–14.
- Daniel Cer, Yinfei Yang, Sheng-yi Kong, Nan Hua, Nicole Limtiaco, Rhomni St. John, Noah Constant, Mario Guajardo-Cespedes, Steve Yuan, Chris Tar, Brian Strope, and Ray Kurzweil. 2018. [Universal sentence encoder for English](#). In *Proceedings of the 2018 Conference on Empirical Methods in Natural Language Processing: System Demonstrations (EMNLP 2018)*, pages 169–174.
- Yung-Sung Chuang, Rumen Dangovski, Hongyin Luo, Yang Zhang, Shiyu Chang, Marin Soljagic, Shang-Wen Li, Scott Yih, Yoon Kim, and James Glass. 2022. [DiffCSE: Difference-based contrastive learning for sentence embeddings](#). In *Proceedings of the 2022 Conference of the North American Chapter of the Association for Computational Linguistics: Human Language Technologies (NAACL-HLT 2022)*, pages 4207–4218.
- Alexis Conneau, Douwe Kiela, Holger Schwenk, Loïc Barrault, and Antoine Bordes. 2017. [Supervised learning of universal sentence representations from natural language inference data](#). In *Proceedings of the 2017 Conference on Empirical Methods in Natural Language Processing (EMNLP 2017)*, pages 670–680.
- Ameet Deshpande, Carlos Jimenez, Howard Chen, Vishvak Murahari, Victoria Graf, Tanmay Rajpurohit, Ashwin Kalyan, Danqi Chen, and Karthik Narasimhan. 2023. [C-STs: Conditional semantic textual similarity](#). In *Proceedings of the 2023 Conference on Empirical Methods in Natural Language Processing (EMNLP 2023)*, pages 5669–5690.
- Jacob Devlin, Ming-Wei Chang, Kenton Lee, and Kristina Toutanova. 2019. [BERT: Pre-training of deep bidirectional transformers for language understanding](#). In *Proceedings of the 2019 Conference of the North American Chapter of the Association for Computational Linguistics: Human Language Technologies (NAACL-HLT 2019)*, pages 4171–4186.
- Tianyu Gao, Xingcheng Yao, and Danqi Chen. 2021. [SimCSE: Simple contrastive learning of sentence embeddings](#). In *Proceedings of the 2021 Conference on Empirical Methods in Natural Language Processing (EMNLP 2021)*, pages 6894–6910.
- Albert Q. Jiang, Alexandre Sablayrolles, Arthur Mensch, Chris Bamford, Devendra Singh Chaplot, Diego de las Casas, Florian Bressand, Gianna Lengyel, Guillaume Lample, Lucile Saulnier, L  lio Renard Lavaud, Marie-Anne Lachaux, Pierre Stock, Teven Le Scao, Thibaut Lavril, Thomas Wang, Timoth  e Lacroix, and William El Sayed. 2023a. [Mistral 7b](#). *Preprint*, arXiv:2310.06825.
- Ting Jiang, Shaohan Huang, Zhongzhi Luan, Deqing Wang, and Fuzhen Zhuang. 2023b. [Scaling sentence embeddings with large language models](#). *Preprint*, arXiv:2307.16645.
- Ting Jiang, Jian Jiao, Shaohan Huang, Zihan Zhang, Deqing Wang, Fuzhen Zhuang, Furu Wei, Haizhen Huang, Denvy Deng, and Qi Zhang. 2022. [Prompt-BERT: Improving BERT sentence embeddings with prompts](#). In *Proceedings of the 2022 Conference on Empirical Methods in Natural Language Processing (EMNLP 2022)*, pages 8826–8837.
- Zehan Li, Xin Zhang, Yanzhao Zhang, Dingkun Long, Pengjun Xie, and Meishan Zhang. 2023. [Towards general text embeddings with multi-stage contrastive learning](#). *Preprint*, arXiv:2308.03281.
- Yinhan Liu, Myle Ott, Naman Goyal, Jingfei Du, Mandar Joshi, Danqi Chen, Omer Levy, Mike Lewis, Luke Zettlemoyer, and Veselin Stoyanov. 2019. [RoBERTa: A robustly optimized BERT pretraining approach](#). *Preprint*, arXiv:1907.11692.
- Pan Lu, Swaroop Mishra, Tanglin Xia, Liang Qiu, Kai-Wei Chang, Song-Chun Zhu, Oyvind Taffjord, Peter Clark, and Ashwin Kalyan. 2022. [Learn to explain: Multimodal reasoning via thought chains for science](#)

- question answering. In *Advances in Neural Information Processing Systems 35 (NeurIPS 2022)*, pages 2507–2521.
- James MacQueen et al. 1967. [Some methods for classification and analysis of multivariate observations](#). In *Proceedings of the fifth Berkeley Symposium on Mathematical Statistics and Probability*, pages 281–297.
- Marco Marelli, Stefano Menini, Marco Baroni, Luisa Bentivogli, Raffaella Bernardi, and Roberto Zamparelli. 2014. [A SICK cure for the evaluation of compositional distributional semantic models](#). In *Proceedings of the Ninth International Conference on Language Resources and Evaluation (LREC 2014)*, pages 216–223.
- Saif Mohammad and Felipe Bravo-Marquez. 2017. [WASSA-2017 shared task on emotion intensity](#). In *Proceedings of the 8th Workshop on Computational Approaches to Subjectivity, Sentiment and Social Media Analysis (WASSA 2017)*, pages 34–49.
- Niklas Muennighoff, Nouamane Tazi, Loic Magne, and Nils Reimers. 2023. [MTEB: Massive text embedding benchmark](#). In *Proceedings of the 17th Conference of the European Chapter of the Association for Computational Linguistics (EACL 2023)*, pages 2014–2037.
- Nils Reimers and Iryna Gurevych. 2019. [Sentence-BERT: Sentence embeddings using Siamese BERT-networks](#). In *Proceedings of the 2019 Conference on Empirical Methods in Natural Language Processing and the 9th International Joint Conference on Natural Language Processing (EMNLP-IJCNLP 2019)*, pages 3982–3992.
- Andrew Rosenberg and Julia Hirschberg. 2007. [V-measure: A conditional entropy-based external cluster evaluation measure](#). In *Proceedings of the 2007 Joint Conference on Empirical Methods in Natural Language Processing and Computational Natural Language Learning (EMNLP-CoNLL 2007)*, pages 410–420.
- Hongjin Su, Weijia Shi, Jungo Kasai, Yizhong Wang, Yushi Hu, Mari Ostendorf, Wen-tau Yih, Noah A. Smith, Luke Zettlemoyer, and Tao Yu. 2023. [One embedder, any task: Instruction-finetuned text embeddings](#). In *Findings of the Association for Computational Linguistics: ACL 2023 (Findings of ACL 2023)*, pages 1102–1121.
- Hugo Touvron, Thibaut Lavril, Gautier Izacard, Xavier Martinet, Marie-Anne Lachaux, Timothée Lacroix, Baptiste Rozière, Naman Goyal, Eric Hambro, Faisal Azhar, Aurelien Rodriguez, Armand Joulin, Edouard Grave, and Guillaume Lample. 2023. [LLaMA: Open and efficient foundation language models](#). *Preprint*, arXiv:2302.13971.
- Laurens Van der Maaten and Geoffrey Hinton. 2008. [Visualizing data using t-SNE](#). *Journal of Machine Learning Research*, 9(11).
- Liang Wang, Nan Yang, Xiaolong Huang, Binxing Jiao, Linjun Yang, Daxin Jiang, Rangan Majumder, and Furu Wei. 2024a. [Text embeddings by weakly-supervised contrastive pre-training](#). *Preprint*, arXiv:2212.03533.
- Liang Wang, Nan Yang, Xiaolong Huang, Linjun Yang, Rangan Majumder, and Furu Wei. 2024b. [Improving text embeddings with large language models](#). In *Proceedings of the 62nd Annual Meeting of the Association for Computational Linguistics (ACL 2024)*, pages 11897–11916.
- Silvan Wehrli, Bert Arnrich, and Christopher Irrgang. 2023. [German text embedding clustering benchmark](#). In *Proceedings of the 19th Conference on Natural Language Processing (KONVENS 2023)*, pages 187–201.
- Thomas Wolf, Lysandre Debut, Victor Sanh, Julien Chaumond, Clement Delangue, Anthony Moi, Pierric Cistac, Tim Rault, Remi Louf, Morgan Funtowicz, Joe Davison, Sam Shleifer, Patrick von Platen, Clara Ma, Yacine Jernite, Julien Plu, Canwen Xu, Teven Le Scao, Sylvain Gugger, Mariama Drame, Quentin Lhoest, and Alexander Rush. 2020. [Transformers: State-of-the-art natural language processing](#). In *Proceedings of the 2020 Conference on Empirical Methods in Natural Language Processing: System Demonstrations (EMNLP 2020)*, pages 38–45.
- Young Yoo, Jii Cha, Changhyeon Kim, and Taeuk Kim. 2024. [Hyper-CL: Conditioning sentence representations with hypernetworks](#). In *Proceedings of the 62nd Annual Meeting of the Association for Computational Linguistics (ACL 2024)*, pages 700–711.

A Datasets used in Experiments

In our C-STs experiment, we used the C-STs dataset.⁶ In our text clustering experiment, we used three datasets, Amazon reviews corpus,⁷ ScienceQA,⁸ and Tweet emotion intensity dataset.⁹ Statistics on the datasets used in the experiments are shown in Table 5. Overall, there are between 1,000 and 10,000 instances.

Dataset	#Labels	#Val.	#Test
C-STs	-	2,840	4,732
Amazon-C	31	5,000	5,000
Amazon-R	5	5,000	5,000
ScienceQA	25	4,241	4,241
Tweet Emotion	4	374	1,421

Table 5: Statistics on datasets used in the experiments

⁶[princeton-nlp/c-sts](#)

⁷[mexwell/amazon-reviews-multi](#)

⁸[derek-thomas/ScienceQA](#)

⁹[cardiffnlp/tweet_eval](#)

B Model links used in PonTE

We used six LLMs as the model in the Hugging Face Hub (Wolf et al., 2020) for PonTE. Specifically, we used the base¹⁰ and instruction-tuned¹¹ models of Mistral-7B (Jiang et al., 2023a), the base¹² and instruction-tuned¹³ models of Llama-3-8B (Touvron et al., 2023), and the base¹⁴ and instruction-tuned¹⁵ models of Llama-3-70B.

C Explanation of Previous Methods

We describe previous methods that we compared to PonTE in our experiments.

Universal Text Embeddings Universal text embedding refers to a single, versatile vector representation for a single text, designed to place semantic similar texts closely together in a semantic vector space. One of the representative methods is SimCSE (Gao et al., 2021), which includes unsupervised and supervised methods using contrastive learning. The unsupervised method involved training on its own instance with added noise owing to dropout masks as a positive example and other instances as negative examples, and the supervised method involved fine-tuning using text pair data, such as NLI. We used unsupervised¹⁶ and supervised¹⁷ SimCSE. In C-STs, the text and condition are concatenated and entered into the model whereas in text clustering, only the text is entered.

PromptEOL (Jiang et al., 2023b) used prompts that can compress textual information into a single word. PromptEOL utilizes ‘*This sentence: “{sentence}” means in one word: “*’, where the target sentence is entered in ‘{sentence}’, as the prompt template. This draws inspiration from PromptBERT (Jiang et al., 2022), which is a prompt-based method that generates universal text embeddings by fine-tuning masked language models, such as BERT (Devlin et al., 2019). In the experiment, the same causal LLMs as PonTE were used to measure performance when no condition was specified.

Conditional Text Embeddings Conditional text embedding is a textual representation that allows

Method	ρ	r
[†] Bi-Encoder _{sup-SimCSE-large}	47.5	47.6
[†] Tri-Encoder _{sup-SimCSE-large}	35.3	35.6
[‡] Tri-Encoder _{sup-SimCSE-large+hyper-cl}	39.6	40.0

Table 6: Experimental results on C-STs using previous supervised conditional text embedding methods. [†] and [‡] denote the results from Deshpande et al. (2023) and Yoo et al. (2024), respectively.

for precise control of the destination of text embedding by specifying conditions. For example, the instruction fine-tuned embedding methods, which are a type of conditional text embedding method, generate task-specific text embeddings based on different instructions for each task. In our experiments, we used two methods as a baseline. The first method was GTE (Li et al., 2023),¹⁸ which is based on the instruction-tuned model of Qwen2-7B. This method utilizes unsupervised contrastive learning on massive text pairs mined from the Web, followed by supervised contrastive learning on various manually curated texts. The other method was E5 (Wang et al., 2024a,b),¹⁹ which is based on the instruction-tuned model of Mistral-7B.

Several methods of fine-tuning using C-STs datasets have also been proposed. Deshpande et al. (2023) trained bi-encoder or tri-encoder architectures based on RoBERTa (Liu et al., 2019), DiffCSE (Chuang et al., 2022), and SimCSE (Gao et al., 2021) on the C-STs dataset. By inputting the target and conditional texts into these models, conditional text embeddings can be obtained. Yoo et al. (2024) proposed Hyper-CL (Yoo et al., 2024), which enhanced the interaction between the target text and conditional text of the tri-encoder method. Since these models leverage in-domain data, these models are outside our scope, but their scores are provided in Table 6 for reference to score upper bounds. It can be seen that the score is high for Bi-Encoder but there is little difference in performance between the Tri-Encoder methods and PonTE using Llama-3-7B-Inst in Table 2.

D Prompt Template Search on C-STs

Prompt templates and the Spearman and Pearson correlation coefficients of PonTE_{Llama-3-8B-Inst} on the validation set in the C-STs experiment are listed in Table 7. Prompts from (1) to (6) incorporate additional conditional text into the prompt tem-

¹⁰mistralai/Mistral-7B-v0.3

¹¹mistralai/Mistral-7B-Instruct-v0.3

¹²meta-llama/Meta-Llama-3-8B

¹³meta-llama/Meta-Llama-3-8B-Instruct

¹⁴meta-llama/Meta-Llama-3-70B

¹⁵meta-llama/Meta-Llama-3-70B-Instruct

¹⁶princeton-nlp/unsup-simcse-roberta-large

¹⁷princeton-nlp/sup-simcse-roberta-large

¹⁸Alibaba-NLP/gte-Qwen2-7B-instruct

¹⁹intfloat/e5-mistral-7b-instruct

Prompt template	ρ	p
(1) This text: “{text}” means in terms of {condition} : “	18.8	17.1
(2) This text: “{text}” means with respect to {condition} : “	18.0	17.0
(3) This text: “{text}” means in one word in terms of {condition} : “	28.2	25.2
(4) This text: “{text}” means in one word with respect to {condition} : “	25.1	21.7
(5) This text: “{text}” means in terms of {condition} in one word: “	28.1	24.7
(6) This text: “{text}” means with respect to {condition} in one word: “	25.4	22.3
(7) Express this text “{text}” in terms of {condition} : “	19.8	18.2
(8) Express this text “{text}” with respect to {condition} : “	19.1	17.6
(9) Express this text “{text}” in one word in terms of {condition} : “	37.3	34.8
(10) Express this text “{text}” in one word with respect to {condition} : “	36.4	33.9
(11) Express this text “{text}” in terms of {condition} in one word: “	33.1	30.4
(12) Express this text “{text}” with respect to {condition} in one word: “	30.4	27.9

Table 7: Prompt templates and the Spearman (ρ) and Pearson (p) correlation coefficients of PonTE_{Llama-3-8B-Inst} on the validation set in the C-STs experiment.

Method	PT	ρ	r
<i>Supervised method</i>			
sup-SimCSE _{large}	-	0.2	0.7
GTE _{Qwen2-7B-Inst}	-	27.6	28.1
E5 _{Mistral-7B-Inst}	-	32.3	32.3
<i>Unsupervised method</i>			
unsup-SimCSE _{large}	-	-1.8	-1.7
PonTE _{Mistral-7B}	(6)	21.0	20.2
PonTE _{Mistral-7B-Inst}	(6)	31.8	30.3
PonTE _{Llama-3-8B}	(10)	17.9	16.4
PonTE _{Llama-3-8B-Inst}	(9)	37.3	34.8
PonTE _{Llama-3-70B}	(11)	16.3	15.4
PonTE _{Llama-3-70B-Inst}	(9)	35.8	32.4

Table 8: Experimental results on the validation set for C-STs. The prompt template (PT) used for each method corresponds to the bracketed numbers in Table 7.

plate proposed in PromptEOL, whereas prompts (7) to (12) introduce new prompt templates that leverage the instruction-tuned model.

Based on the experimental results, the scores were higher when “in one word” was inserted, compared with when it was not. This demonstrates the effectiveness of explicit one-word prompts. In addition, prompt templates starting with “Express” from (7) to (12) yielded higher overall scores compared with those starting with “This text” from (1) to (6). This is attributed to the fact that using instructions, such as “Express XXX,” helps the instruction-tuned model to better understand the prompt’s intent. The differences in the use of “in terms of” and “with respect to” were minimal.

E Results on Validation Set for C-STs

Table 8 lists the Spearman and Pearson correlation coefficients on the validation set in the C-STs. The prompt template corresponding to Table 7, which

Dataset	Conditional text	Score
Amazon-C	(a) the category	22.8
	(b) the product category	26.5
	(c) the category name	21.6
	(d) the product category name	29.4
	(e) the name of the category	22.0
	(f) the name of the product category	30.5
Amazon-R	(g) the rating	30.4
	(h) the star	26.2
	(i) the star rating	34.1
	(j) the five-level rating	21.3
	(k) the five-level star rating	29.3
	(l) the emotion	33.4
SciQA	(m) the category	70.3
	(n) the question category	74.2
	(o) the name of the category	74.1
	(p) the name of the question category	75.4
Tweet Emotion	(q) the emotion	45.9
	(r) the feeling	44.7
	(s) the sentiment	43.6

Table 9: Conditional texts in prompt templates and V-measure scores of PonTE_{Llama-3-8B-Inst} on the validation set in the text clustering experiments

had the highest Spearman correlation coefficient in PonTE using each model, is also shown. The trends of the scores are roughly the same as in Table 2. The prompt template used in PonTE differs among the models, but they all share the use of “in one word.” The prompt template with the highest Spearman correlation coefficient in the validation set for C-STs is used as the prompt template for each model in the text clustering.

F Conditional Text Search for Prompt using Text Clustering

Conditional texts in the prompt template and V-measure scores of PonTE_{Llama-3-8B-Inst} on the validation set in the text clustering experiments for each dataset are listed in Table 9. On the Amazon-C

Method	Amazon -C	-R	SciQA	Tweet Emotion
<i>Supervised method</i>				
sup-SimCSE _{large}	18.1	24.4	65.6	24.1
GTE _{Qwen2-7B-Inst}	37.4	37.0	72.1	41.6
E5 _{Mistral-7B-Inst}	35.6	37.6	70.3	38.5
<i>Unsupervised method</i>				
unsup-SimCSE _{large}	16.1	4.0	60.9	8.3
PromptEOL _{Mistral-7B}	8.1	27.5	64.3	8.3
PromptEOL _{Mistral-7B-Inst}	6.0	28.3	59.7	21.2
PromptEOL _{Llama-3-8B}	9.2	21.0	68.9	6.5
PromptEOL _{Llama-3-8B-Inst}	8.7	31.9	66.1	27.0
PonTE _{Mistral-7B}	28.1 (d)	27.8 (g)	73.1 (n)	27.0 (r)
PonTE _{Mistral-7B-Inst}	25.3 (d)	32.1 (g)	69.7 (n)	43.4 (s)
PonTE _{Llama-3-8B}	30.8 (f)	21.9 (l)	74.4 (m)	23.2 (q)
PonTE _{Llama-3-8B-Inst}	30.0 (f)	34.0 (i)	75.4 (p)	45.9 (q)

Table 10: Experimental results on the validation set for text clustering. The score represents the V-measure value. The bracketed letters are conditional text corresponding to Table 9, which shows the highest performance in the validation set.

and SciQA, adding “product” or “name” enhances performance. Additionally, on the Amazon-R, using “star rating” instead of just “star” or “rating” resulted in higher scores. This trend is attributed to the increased specificity of the conditional text, enabling the LLM to better comprehend the intent of the prompt.

G Results on Validation Set for Text Clustering

Table 10 shows the V-measure scores on the validation set for text clustering for each method. It also displays the conditional text with the highest score for each model in PonTE, corresponding to Table 9. The trend in scores is much the same as for the test set. Similar to the results for the prompt templates used in each model in Table 8, the conditional text used in each model tends to be quite different. We need to search for the best conditional text for each model.