
CODECRASH: Stress Testing LLM Reasoning under Structural and Semantic Perturbations

Man Ho Lam

The Chinese University of Hong Kong
mhlam@link.cuhk.edu.hk

Chaozheng Wang

The Chinese University of Hong Kong
czwang23@cse.cuhk.edu.hk

Jen-tse Huang

Johns Hopkins University
jhuan236@jh.edu

Michael R. Lyu

The Chinese University of Hong Kong
lyu@cse.cuhk.edu.hk

Abstract

Large Language Models (LLMs) have recently demonstrated strong capabilities in code-related tasks, yet their robustness in code comprehension and reasoning remains insufficiently explored. We present CODECRASH, a comprehensive stress-testing benchmark comprising 1,279 questions from two established datasets, CRUXEVAL and LIVECODEBENCH, designed to evaluate model reasoning reliability under non-standard coding environments. We systematically evaluate 17 LLMs across input and output prediction tasks using direct and Chain-of-Thought prompting approaches, revealing that LLMs are particularly vulnerable to disorganized code and overly reliant on natural language cues: aggregated structural perturbations result in over 14 percentage points (*pp*) of degradation, while textual perturbations cause a performance drop of over 11 *pp*. Moreover, self-reflective mechanisms in state-of-the-art reasoning models significantly increase token usage by $2 - 3\times$, reduce output confidence, and even lead to catastrophic reasoning failures when faced with targeted perturbations—for instance, QwQ-32B generates over 12,000 redundant tokens under reasoning-level perturbations. CODECRASH provides a rigorous benchmark for evaluating robustness in code understanding, guiding future research toward more reliable and resilient LLMs in code reasoning. The benchmark code, perturbed datasets, and full leaderboard are publicly available at <https://cuhk-arise.github.io/CodeCrash/>.

1 Introduction

Large Language Models (LLMs), exemplified by GPT families (OpenAI et al., 2024; Hurst et al., 2024) and the DeepSeek series (DeepSeek-AI et al., 2025b,a), have recently exhibited remarkable performance across diverse code-related tasks, including code generation (Zan et al., 2023; Liu et al., 2023b; Xiao et al., 2024), code completion (Ding et al., 2023), program repair (Fan et al., 2023; Liu et al., 2025), program testing (Deng et al., 2023; Kang et al., 2023), and test case generation (Steenhoek et al., 2025; Takerngsaksiri et al., 2025). These advancements have facilitated the incorporation of LLMs into Integrated Development Environments, such as GitHub Copilot (GitHub, 2022), OpenAI Codex (Chen et al., 2021), and Tabnine (Tabnine, 2023), highlighting their potential to automate various aspects of software development (Zhang et al., 2023; Pandey et al., 2024).

While the effectiveness of these applications heavily depends on the model’s ability to comprehend the intended program logic, underlying functionality, and developer intent (Pan et al., 2024), real-world production codebases are often disorganized, with ambiguous identifiers (Gao et al., 2023) and inconsistent comments (Rong et al., 2025). Such non-standard artifacts can mislead models,

leading to incorrect inferences and misinterpretations, compromising the model’s reliability in downstream tasks. Recent studies (Wang et al., 2022; Mastropaolo et al., 2023; Chen et al., 2024a) have primarily evaluated LLM robustness under prompt-level perturbation, focusing on variations in task descriptions. While insightful for prompt engineering, these studies overlook robustness in deeper code comprehension tasks, such as reasoning about execution logic and program semantics.

To determine whether LLMs truly understand program logic, we adopt input and output prediction tasks introduced in CRUXEVAL (CRUX) (Gu et al., 2024) as diagnostic methods for assessing model in code understanding and execution reasoning. Inspired by prior work on stress-testing Natural Language (NL) inference systems (Naik et al., 2018), we propose a novel stress-testing strategy to evaluate the robustness of LLMs’ code comprehension capabilities under systematic code perturbations. First, building upon program structure-consistent mutations (Li et al., 2023) and dead-loop poisoning (Wan et al., 2022; Sun et al., 2023), we design **Code Structural Perturbations**, which involve logic-preserving transformations, such as renaming entities, reformatting conditional expressions, and inserting unreachable dead code. Second, motivated by inconsistent comments in real-world codebases (Rong et al., 2025), we introduce **Textual Distraction Perturbations**, which inject misleading NL information into code to challenge the model’s ability to interpret program logic under conflicting cues.

To extend our evaluation from synthetic programs to real-world codebases, we incorporate LIVE-CODEBENCH (LCB) (Jain et al., 2025) alongside CRUX as part of our benchmark suite. We evaluate seventeen LLMs across distinct perturbations in input and output prediction tasks. Additionally, we apply Chain-of-Thought (CoT) prompting (Kojima et al., 2022) to explore how explicit step-by-step reasoning enhances model performance and robustness in code comprehension. Furthermore, we assess three state-of-the-art Large Reasoning Models (LRMs) with powerful internal reasoning processes, uncovering significant vulnerabilities arising from their self-reflection mechanisms. Our key findings reveal that:

- LLMs perform unreliably under perturbations and heavily rely on embedded NL cues for reasoning and comprehension. Each textual distraction perturbation causes an average performance drop of over 11 *pp*¹, while the aggregated structural perturbation also leads to up to 14 *pp* degradation.
- CoT prompting improves model robustness, but cannot fully eliminate sensitivity to NL cues, resulting in a relative degradation of up to 14% under contextual-level textual perturbation.
- LRMs show superior robustness under most perturbations, but the self-reflection mechanism consumes 2 – 3× more reasoning tokens to resolve contradictions, even leading to reflection loops.

Our contributions include:

- We introduce a comprehensive perturbation framework, CODECRASH, to evaluate the code-level robustness of LLMs, which is easily applicable to other benchmarks and programming languages.
- We conduct extensive experiments on 17 LLMs across two established datasets, CRUX and LCB.
- We provide novel insights into evaluating and interpreting code reasoning in LLMs, revealing the reliance on NL cues and demonstrating how reasoning-level hints can lead to model collapse.

2 Related Work

Researchers have significantly contributed to developing benchmarks for evaluating LLM capabilities on code-related tasks. Early benchmarks such as HUMANEVAL (Chen et al., 2021), MBPP (Austin et al., 2021), APPS (Hendrycks et al., 2021), and HUMANEVAL+ (Liu et al., 2023b) primarily focused on assessing code generation performance. More recent efforts have shifted toward practical software engineering and realistic coding scenarios. For instance, SWE-bench (Jimenez et al., 2024), InfiBench (Li et al., 2024), and LCB (Jain et al., 2025) evaluate LLMs on complex tasks like multi-file changes, Stack Overflow-style questions, and real-world programming problems.

Meanwhile, a growing number of works investigate LLMs in code execution (*i.e.* output prediction). Early studies (Austin et al., 2021; Nye et al., 2021) indicated that LLMs face challenges in accurately executing code but can benefit from intermediate reasoning steps. Subsequent research has utilized

¹ *pp* stands for percentage point.

various strategies to enhance execution performance, including execution-informed pretraining (Liu et al., 2023a), CoT prompting with trace supervision (Ni et al., 2024), and iterative instruction prompting (Lyu et al., 2024). CRUX (Gu et al., 2024) formalized input and output prediction tasks specifically for evaluating LLMs’ code understanding and reasoning, while LCB extended these assessments to realistic programs written by humans. REVAL (Chen et al., 2024b) and CACP (Hooda et al., 2024) uncovered inconsistencies and concept-level misunderstandings of LLMs in code through intermediate reasoning analysis in code execution. CodeScore (Dong et al., 2024), LEVER (Ni et al., 2023), and XCODEEVAL (Khan et al., 2024) have leveraged code execution to improve model evaluation methodologies and enhance the performance of downstream tasks.

Robustness evaluation is another research direction in assessing LLMs for code. Prior studies focused on prompt-level variations in code generation, examining how semantically equivalent NL descriptions impact model performance (Mastropaolo et al., 2023; Chen et al., 2024a; Zhuo et al., 2023). Apart from NL perturbations, researchers have investigated model robustness under programming language perturbations. For example, CCTEST (Li et al., 2023) introduced structural mutations, CREAM (Gao et al., 2023) employed counterfactual reasoning, and ReCode (Wang et al., 2022) applied semantic-preserving transformations, advancing the robustness in code comprehension and completion. BigCodeBench (Zhuo et al., 2025) further explored generalization under complex function composition and tool usage. Furthermore, Chen et al. (2025); Cuadron et al. (2025) and Kumar et al. (2025) have recently revealed that LRMs frequently suffer from overthinking and produce unnecessary analysis and unstable thoughts in math-related works.

3 Methodology

This section outlines our benchmark methodology, including dataset selection, benchmark pipeline, perturbation strategies, and experimental settings.

3.1 Benchmark Tasks and Datasets

We evaluate two benchmarks: CRUX (Gu et al., 2024) and LCB (Jain et al., 2025). CRUX contains 800 synthetic problems generated by Code-LLaMA-34B, each featuring concise Python snippets with generic function names `f` and a corresponding input-output pair for input and output prediction tasks. In contrast, LCB contains 479 real-world coding problems sourced from 85 human-submitted LeetCode solutions, focusing solely on output prediction. While both datasets avoid excessive memory or runtime demands, LCB problems exhibit more complex structures, such as nested functions, decorators, and external libraries, requiring more computation.

3.2 Benchmark Execution Pipeline

Our benchmark follows a unified evaluation pipeline (Figure 3) across all perturbations. Each original code snippet is initially processed via Abstract Syntax Tree (AST) parsing and unparsing to remove comments and standardize formatting, producing a clean baseline “vanilla” version (VAN). Subsequently, we apply a selected perturbation and regenerate the code using AST unparsing to maintain formatting consistency (except for comment-based perturbations). Each perturbed code snippet is executed with the provided inputs to ensure syntactic validity and functional correctness. The validated perturbed code is then provided to LLMs, and we record all execution results and evaluate them using the original evaluation methods from the dataset to compute the PASS@1 score.

3.3 Perturbation Strategies

We design two categories of perturbations to evaluate model robustness comprehensively: (1) *Code Structural Perturbations*, which modify code structure without affecting functionality, and (2) *Textual Distraction Perturbations*, which inject misleading NL cues and hints. Detailed examples and principles are provided in Appendix A.

3.3.1 Code Structural Perturbations

(1) Renaming Entities (REN). We systematically eliminate NL cues from function names, parameters, and variables to evaluate LLM robustness in maintaining logical reasoning without semantic

clues. Using AST parsing, we rename identifiers with standardized generic placeholders ($\text{Var}_{\{i\}}$, f , and $f_{\{i\}}$), ensuring syntactic integrity and consistency.

(2) Reformatting Conditional Expressions (RTF). We rewrite conditional expressions within “if” and “while” statements into logically equivalent but structurally complex and indirect forms. We use 16 predefined transformation templates to reformat comparison, boolean, and other conditional expressions. This perturbation evaluates the LLMs’ ability to maintain logical consistency and reasoning under increased complexity.

(3) Inserting Garbage Code (GBC). We insert syntactically valid but functionally irrelevant “garbage” code segments to challenge model robustness against code structural distractions. Three specific types include: (1) repeated global variable declarations mirroring local identifiers, (2) non-executable conditional dead branches, and (3) uninvoked infinite recursive function definitions.

(4) Aggregating Structural Perturbations (ALL). We comprehensively aggregate all structural perturbations (REN, RTF, GBC) together and create a highly adversarial scenario, thoroughly challenging LLM robustness across multiple structural perturbations simultaneously.

3.3.2 Textual Distraction Perturbations

(1) Inserting Misleading Descriptive Comments (MDC). We insert misleading NL comments for eight key AST nodes (*e.g.*, function definitions, returns, loops, conditionals) to evaluate LLM robustness against textual cues and contradictory information. We initially instruct GPT-4o to generate those messages and manually filter them to ensure they are generic, explicitly incorrect, and contradict the actual code logic. Additionally, we introduce a probability parameter p to vary comment density and analyze its impact and validity on model robustness in §5.1.

(2) Inserting Misleading Print Statements (MPS). Similar to MDC perturbation, we inject misleading NL messages as executable print statements. Unlike comments that AST-based heuristics can easily filter out, print statements are logically irrelevant to functionality and should not be perceived as semantic guides. Allowing us to directly compare the behavior with MDC and distinguish models’ NL reliance in different embedding formats. Since MDC and MPS perturbations inject shallow and contextually misleading information, we categorize them as *contextual-level textual perturbations*.

(3) Inserting Misleading Hint Comments (MHC). We instruct GPT-4o to generate logically plausible but incorrect hints that contradict the actual program behavior and the ground truth. After verifying their incorrectness, they are strategically inserted into function definitions or return statements using AST parsing. Since these plausible hints challenge the model’s high-level inference ability, we classify MHC as a *reasoning-level textual perturbation*.

4 Experiments

This section presents a comprehensive analysis of model robustness under the perturbation strategies introduced in §3.3. We assess the reliability of LLMs across different perturbation types, model scales, reasoning modes, and prediction tasks.

4.1 Experiment Settings

Model Selection. We evaluate 17 models of varying sizes and versions, including both open-source and closed-source LLMs: GPT family (GPT-4o-Mini, GPT-4o) (Hurst et al., 2024), Anthropic Claude (Claude-3.5-Haiku, 3.5-Sonnet) (Anthropic, 2024b,a), Google Gemini (Gemini-1.5-Flash, 2.0-Flash, 1.5-Pro) (Pichai and Hassabis, 2024; Pichai et al., 2024), DeepSeek-V3 (DeepSeek-AI et al., 2025b), Alibaba Qwen (Qwen2.5-7B-Ins, 14B-Ins, 32B-Ins, 72B-Ins, 32B-Coder-Ins) (Yang et al., 2025; Hui et al., 2024), and Meta LLaMA (LLaMA-3.1-8B-Ins, 70B-Ins, 405B-Ins, LLaMA-3.3-70B) (Grattafiori et al., 2024). Additionally, we assess three cutting-edge LRMs: o3-mini (OpenAI, 2025), DeepSeek-R1 (DeepSeek-AI et al., 2025a), and QwQ-32B (Qwen Team, 2025).

Table 1: Absolute PASS@1 degradation of LLMs under all perturbation types for output prediction tasks on CRUX and LCB using direct inference ($N = 3$). VAN shows the PASS@1 accuracy (in %), others indicate absolute drops from VAN (in *pp*). Darker red highlights represent more severe degradation. See [TO RELATIVE VERSION] for the relative version.

Model Series	Model Name	VAN		REN		RTF		GBC		ALL		MDC		MPS		MHC	
		CRUX	LCB	CRUX	LCB	CRUX	LCB	CRUX	LCB	CRUX	LCB	CRUX	LCB	CRUX	LCB	CRUX	LCB
GPT-4 Omni	GPT-4o-Mini	57.29	53.24	-0.62	-9.67	-1.79	-0.97	-10.92	-5.50	-15.96	-16.98	-18.67	-21.50	-13.29	-14.89	-6.62	-23.59
	GPT-4o	71.33	64.51	-2.71	-9.60	-3.38	-4.59	-9.21	-3.20	-10.71	-18.30	-9.96	-18.79	-12.29	-15.66	-4.54	-17.19
	Claude-3.5-Haiku-20241022	57.32	58.25	-3.96	-9.32	-1.79	+0.35	-7.29	-4.52	-13.79	-21.50	-7.92	-5.85	-4.46	-4.66	-15.79	-31.04
Claude Series	Claude-3.5-Sonnet-20241022	71.46	73.83	-1.67	-16.77	-0.92	+1.18	-6.88	-4.94	-10.54	-25.19	-5.79	-7.10	-6.17	-7.86	-10.29	-32.08
	Gemini-1.5-Flash	56.21	44.26	-3.54	-0.42	-1.17	-1.04	-4.58	-0.35	-10.33	-5.64	-8.29	-14.27	-16.00	-17.88	-4.12	-9.81
Gemini Series	Gemini-2.0-Flash	65.04	65.97	-2.33	-18.09	-2.08	-0.77	-15.50	-8.77	-21.63	-27.77	-17.42	-34.24	-21.54	-33.19	-5.38	-12.87
	Gemini-1.5-Pro-002	67.37	56.16	-2.92	-3.41	-2.50	-4.73	-5.62	-3.83	-13.42	-13.01	-15.50	-18.51	-14.62	-18.44	-6.75	-18.23
DeepSeek	DeepSeek-V3	67.87	67.78	-2.67	-16.35	-1.33	-3.76	-4.62	-5.98	-8.75	-24.15	-11.25	-28.04	-6.87	-23.17	-7.29	-20.11
	LLaMA-3.1-8B-Instruct	35.96	31.66	+0.08	-4.31	-0.33	-1.67	-3.13	-4.73	-8.54	-8.82	-8.08	-9.88	-6.42	-8.10	-6.00	-13.57
LLaMA Series	LLaMA-3.1-70B-Instruct	56.08	44.89	-2.38	-1.39	-0.54	-1.74	-5.38	-2.44	-11.00	-7.72	-10.79	-12.53	-14.96	-17.40	-4.71	-14.47
	LLaMA-3.1-405B-Instruct	63.54	50.66	-5.37	-3.90	-0.62	-4.45	-5.79	-2.85	-12.50	-8.56	-4.17	-7.45	-7.17	-10.09	-4.37	-13.01
	LLaMA-3.3-70B-Instruct	59.92	48.50	-2.21	-1.39	-1.25	-3.41	-5.50	-5.71	-10.37	-9.74	-7.46	-9.60	-8.08	-12.32	-4.08	-10.16
Qwen Series	Qwen2.5-7B-Instruct	43.29	41.41	-3.04	-7.24	-1.29	-3.20	-12.96	-3.76	-16.42	-12.80	-25.13	-15.87	-19.58	-8.21	-11.67	-23.03
	Qwen2.5-14B-Instruct	47.79	49.48	-1.83	-9.88	-0.67	-1.39	-11.21	-3.41	-19.04	-14.82	-16.67	-20.46	-15.54	-16.77	-4.46	-11.00
	Qwen2.5-32B-Instruct	60.04	59.64	-1.71	-10.79	-2.58	-0.49	-5.79	-1.39	-11.88	-20.81	-10.83	-19.49	-14.21	-14.06	-7.87	-18.37
	Qwen2.5-72B-Instruct	60.08	54.91	-1.04	-8.49	-1.87	+0.42	-10.71	-2.02	-14.00	-13.85	-10.21	-6.96	-14.46	-14.41	-9.63	-22.27
Average	Qwen2.5-Coder-32B-Instruct	66.96	56.65	-2.50	-8.42	-0.96	-2.02	-10.75	-2.78	-14.96	-15.80	-15.54	-20.74	-11.08	-17.19	-7.00	-12.32
				-2.38	-8.20	-1.47	-1.90	-7.99	-3.89	-13.17	-15.50	-11.98	-15.96	-12.28	-14.95	-7.09	-17.83
				-4.56	-1.63	-6.46	-14.04	-13.47	-13.28	-11.11							

Model Configurations. Following LCB, we use nucleus sampling (temperature=0.2, top-p=0.95), with a maximum of 200 tokens for direct inference and 2,000 for CoT prompting, discarding excessively long outputs. For o3-mini, we raise the limit to 20,000 tokens to avoid verbose reasoning. Due to resource constraints, we generate three candidates for direct inference and one for CoT inference per query; we provide a result stability analysis under $N = 3$ in Appendix B. Following CRUX, we employ 2-shot prompting for direct inference and 1-shot for CoT inference (details provided in Appendix C). Furthermore, we adopt PASS@1 accuracy (Chen et al., 2021) as the primary evaluation metric and scale all scores in $[0, 1]$ to percentages by multiplying by 100 for readability. All perturbed results are reported as either absolute ($\Delta_{pp} = \text{Perturbed} - \text{VAN}$) or relative ($\Delta\% = \frac{\text{Perturbed} - \text{VAN}}{\text{VAN}} \times 100\%$) differences from the corresponding vanilla baseline. Additionally, we use percent signs (%) to indicate relative differences for clarity in all tables.

4.2 Impact on Output Prediction

We first evaluate LLM robustness in output prediction tasks. Table 1 summarizes the absolute PASS@1 degradation for all models under direct inference across both datasets. Our findings in this subsection include:

Key Findings:

- LLMs demonstrate an inherent and multi-layered reliance on natural language information, including identifiers, contextual messages, and reasoning hints, which ultimately undermines their reliability in code reasoning and comprehension.
- LLMs exhibit limited robustness to structurally disorganized code, struggling to differentiate irrelevant code from essential logic. Aggregating multiple structural perturbations exacerbates this vulnerability, significantly impairing their reasoning reliability.
- Larger scales, newer versions, and domain-specific fine-tuning LLMs substantially enhance robustness, highlighting improved code understanding and reasoning capabilities.

4.2.1 Over-reliance on Natural Language Semantics

We categorize NL dependence into three hierarchical levels: surface-level, contextual-level, and reasoning-level dependence.

Surface-level NL Dependence (REN). Under the REN perturbation, models suffer more significant performance degradation on LCB (8.20 *pp* on average) compared to CRUX (2.38 *pp*) due to the presence of meaningful function names in the vanilla settings of LCB, which are absent in CRUX. High-performing models like Claude-3.5-Sonnet and DeepSeek-V3 suffer severe degradations exceeding 16 *pp* on LCB, highlighting a significant reliance on semantically meaningful identifiers.

Contextual-level NL Dependence (MDC and MPS). Under contextual-level textual perturbations (MDC and MPS), LLMs exhibit severe performance drops (13.47 *pp* and 13.28 *pp*, respectively).

Table 2: Relative PASS@1 degradation under direct inference, aggregated over CRUX and LCB. Weighted average uses: 1/2 ALL, 1/8 MDC, 1/8 MPS, and 1/4 MHC. [TO ABSOLUTE VERSION]

Model Series	Model Name	VAN	ALL (1/2)	MDC (1/8)	MPS (1/8)	MHC (1/4)	Weighted Average
GPT-4 Omni	GPT-4o-Mini	55.77	-29.37%	-35.51%	-24.99%	-23.83%	-28.20%
	GPT-4o	68.78	-20.01%	-19.64%	-19.87%	-13.96%	-18.44%
Claude Series	Claude-3.5-Haiku-20241022	57.73	-28.85%	-12.38%	-10.03%	-37.16%	-26.52%
	Claude-3.5-Sonnet-20241022	72.35	-22.01%	-8.67%	-9.39%	-25.28%	-19.58%
Gemini Series	Gemini-1.5-Flash	51.73	-16.27%	-21.30%	-32.94%	-12.89%	-18.14%
	Gemini-2.0-Flash	65.39	-36.56%	-36.19%	-39.56%	-12.48%	-30.87%
	Gemini-1.5-Pro-002	63.17	-21.13%	-26.73%	-25.88%	-18.43%	-21.75%
DeepSeek	DeepSeek-V3	67.84	-21.41%	-25.86%	-19.14%	-17.83%	-20.79%
LLaMA Series	LLaMA-3.1-8B-Instruct	35.47	-22.23%	-24.74%	-19.81%	-25.10%	-22.96%
	LLaMA-3.1-70B-Instruct	51.89	-18.71%	-22.49%	-31.20%	-17.33%	-20.40%
	LLaMA-3.1-405B-Instruct	58.72	-18.63%	-9.61%	-14.51%	-13.93%	-15.81%
	LLaMA-3.3-70B-Instruct	55.64	-18.35%	-15.20%	-17.95%	-12.11%	-16.35%
Qwen Series	Qwen2.5-7B-Instruct	42.59	-35.30%	-50.65%	-35.72%	-37.69%	-37.87%
	Qwen2.5-14B-Instruct	48.42	-36.14%	-37.30%	-33.04%	-14.16%	-30.40%
	Qwen2.5-32B-Instruct	59.89	-25.44%	-23.52%	-23.63%	-19.74%	-23.55%
	Qwen2.5-72B-Instruct	58.14	-24.02%	-15.37%	-24.88%	-25.21%	-23.34%
	Qwen2.5-Coder-32B-Instruct	63.10	-24.42%	-28.23%	-21.72%	-14.68%	-22.12%

Notably, we identify two prominent consistency patterns: (1) *dataset-level consistency*² (16/17 models), implying the model sensitivity to misleading comments and prints primarily depends on dataset characteristics and (2) *perturbation-method consistency*³ (14/17 models), indicating an inherent cognitive preference for NL messages from specific formats. These phenomena reveal that LLMs inherently depend on embedded NL context and exhibit format-specific cognitive biases.

Reasoning-level NL Dependence (MHC). MHC perturbation also induces substantial degradation (11.11 *pp* on average), notably exacerbated in complex datasets (LCB: 17.83 *pp* vs. CRUX: 7.09 *pp*), which is a complexity-amplified effect. Advanced models like Claude-3.5-Haiku and Sonnet experience over 30 *pp* performance degradation, far exceeding their degradation under surface or contextual perturbations. These results illustrate that (i) LLMs readily accept plausible hint comments as authoritative reasoning shortcuts, and (ii) this over-trust intensifies when task complexity surpasses the model’s reasoning capacity, which we revisit under CoT prompting in §4.3.1.

4.2.2 Low Resistance to Disorganized Coding Environments

From RTF perturbation, LLMs can effectively reason over logically equivalent but syntactically complex expressions with minimal degradation (1.63 *pp*). However, the highest performance drop emerges under the GBC compared to REN and RTF, with an average degradation of 6.46 *pp* across both datasets. Notably, GBC is the only perturbation where degradation is more severe on LCB (3.89 *pp* vs. 7.99 *pp* on CRUX) due to uneliminated meaningful identifiers. This trend reverses under the ALL perturbation, where all structural perturbations are combined, leading to a greater performance drop on LCB (15.50 *pp*) than on CRUX (13.17 *pp*). Additionally, we observe a compounding effect of structural perturbations under ALL perturbation, resulting in the most significant overall degradation (14.04 *pp*), which surpasses any individual code structural perturbation effects.

4.2.3 Model Robustness Across Different Scales

We further analyze reasoning reliability across different model scales and versions, comparing relative PASS@1 degradation under representative perturbations in Table 2. Due to length constraints, the table, weighting scheme, and additional evaluation setups are provided in Appendix D.2. We observe a clear and consistent trend except for Gemini families. Larger closed-sourced models from GPT-4 Omni and Claude families demonstrate enhanced robustness compared to their smaller counterparts. Similar trends appear in open-source models, such as LLaMA (3.1-8B < 70B < 405B) and Qwen (2.5-7B < 14B < 32B < 72B). Additionally, newer model versions (LLaMA-3.3-70B) and domain-specific fine-tuned variants (Qwen2.5-Coder-32B) consistently exhibit improved robustness compared to their predecessors (LLaMA-3.1-70B) and larger counterparts (Qwen2.5-72B), respectively.

²If MDC degrades performance more on CRUX than LCB, the same holds for MPS, and vice versa.

³If MDC causes greater degradation on CRUX than LCB, so does MPS, and vice versa.

Table 3: Comparison of relative PASS@1 degradation aggregated over CRUX and LCB for output prediction tasks in direct inference ($N = 3$) and CoT inference ($N = 1$). [TO ABSOLUTE VERSION]

Model Series	Model Name	VAN		ALL (1/2)		MDC (1/8)		MPS (1/8)		MHC (1/4)		Weighted Average	
		Direct	CoT	Direct	CoT	Direct	CoT	Direct	CoT	Direct	CoT	Direct	CoT
GPT-4 Omni	GPT-4o-Mini	55.77	81.47	-29.30%	-13.15%	-35.37%	-10.84%	-24.91%	-10.94%	-23.27%	-2.60%	-28.00%	-9.52%
	GPT-4o	68.78	91.79	-19.70%	-4.94%	-19.29%	-5.03%	-19.70%	-5.62%	-13.49%	-1.36%	-18.10%	-4.22%
Claude Series	Claude-3.5-Haiku-20241022	57.73	72.95	-28.89%	-21.33%	-12.37%	-10.61%	-10.02%	-8.68%	-37.25%	-14.26%	-26.56%	-14.30%
	Claude-3.5-Sonnet-20241022	72.35	86.00	-22.15%	-7.55%	-8.68%	-5.27%	-9.40%	-6.36%	-25.50%	-7.91%	-19.71%	-6.86%
Gemini Series	Gemini-1.5-Flash	51.73	75.22	-16.57%	-18.30%	-20.35%	-21.73%	-32.29%	-42.20%	-12.09%	-2.08%	-17.89%	-20.39%
	Gemini-2.0-Flash	65.39	89.13	-36.59%	-6.23%	-36.27%	-6.32%	-39.62%	-14.30%	-12.51%	-2.02%	-30.91%	-7.01%
DeepSeek	Gemini-1.5-Pro-002	63.17	87.18	-21.00%	-7.44%	-26.32%	-11.93%	-25.41%	-14.71%	-17.49%	-3.86%	-21.34%	-9.19%
	DeepSeek-V3	67.84	89.52	-21.40%	-9.96%	-25.85%	-17.73%	-19.13%	-18.78%	-17.83%	-3.49%	-20.78%	-12.07%
LLaMA Series	LLaMA-3.1-8B-Instruct	35.47	44.72	-22.26%	-27.62%	-24.69%	-20.98%	-19.76%	-21.50%	-24.91%	-8.74%	-22.92%	-20.63%
	LLaMA-3.1-70B-Instruct	51.89	69.43	-18.83%	-17.91%	-22.05%	-23.20%	-30.59%	-30.86%	-16.12%	-6.76%	-20.03%	-19.22%
Qwen Series	LLaMA-3.1-405B-Instruct	58.72	78.42	-18.77%	-13.56%	-9.19%	-10.27%	-14.07%	-15.55%	-12.96%	-7.48%	-15.53%	-11.75%
	LLaMA-3.3-70B-Instruct	55.64	76.86	-18.22%	-10.89%	-14.85%	-7.73%	-17.38%	-11.09%	-11.43%	-4.78%	-16.00%	-8.70%
Qwen Series	Qwen2.5-7B-Instruct	42.59	58.17	-35.37%	-21.77%	-50.86%	-21.91%	-35.99%	-27.96%	-37.39%	-6.99%	-37.89%	-19.50%
	Qwen2.5-14B-Instruct	48.42	70.68	-36.06%	-23.12%	-37.35%	-35.29%	-33.05%	-43.36%	-14.26%	-10.84%	-30.40%	-27.34%
Qwen Series	Qwen2.5-72B-Instruct	59.89	79.44	-25.41%	-17.42%	-23.50%	-18.60%	-23.63%	-24.21%	-19.71%	-5.31%	-23.53%	-16.19%
	Qwen2.5-72B-Instruct	58.14	82.80	-23.98%	-12.65%	-15.46%	-6.80%	-24.83%	-16.24%	-24.70%	-6.61%	-23.20%	-10.63%
Qwen Series	Qwen2.5-Coder-32B-Instruct	63.10	84.75	-24.20%	-14.67%	-27.72%	-19.00%	-21.19%	-19.93%	-14.25%	-9.32%	-21.78%	-15.49%
	Average			-24.63%	-14.62%	-24.13%	-14.90%	-23.59%	-19.55%	-19.72%	-6.15%	-23.21%	-13.67%

4.3 Impact of Reasoning on Model Robustness

This section examines how the reasoning process, including CoT prompting for LLMs and internal reasoning in LRMs, affects model robustness against perturbations.

4.3.1 Effect of CoT Prompting

We examine how CoT prompting improves LLM robustness through explicit step-by-step execution. From Table 3, we observe that CoT effectively enhances model robustness, with relative improvements of +10.01 *pp* for ALL, +9.23 *pp* for MDC, +4.04 *pp* for MPS, and +13.57 *pp* for MHC. The results indicate that step-by-step reasoning guides LLMs to prioritize executable semantics over irrelevant code segments and textual cues. Notably, the substantial improvement in MHC suggests CoT effectively mitigates the over-reliance on reasoning-level hints by re-centering reasoning around executable semantics. Such benefits are particularly evident in high-capacity models (e.g., GPT-4o, Claude-3.5-Sonnet), reflecting enhanced reasoning capabilities and greater noise resilience.

However, CoT prompting cannot entirely eliminate the model’s sensitivity to misleading NL cues and structural distractions. Substantial performance degradation remains under ALL, MDC, and MPS perturbations, particularly for smaller open-sourced models (e.g., Qwen2.5 and LLaMA-3.1). These results underscore an intrinsic limitation of current models in distinguishing non-functional code and misleading information from essential logic. Interestingly, models usually incorporate print statements directly into their reasoning paths, leading to greater degradation under MPS compared to MDC due to self-induced misinterpretation. Since CoT prompting exposes intermediate reasoning processes, we provide detailed case studies for each perturbation in Appendix E (Case 1 to 4) to investigate model inference and illustrate their failure reasons.

Key Finding: CoT prompting significantly improves LLM robustness by enforcing explicit step-by-step reasoning, particularly benefiting larger models. Nevertheless, it cannot fully eliminate models’ reliance on misleading cues, indicating fundamental limitations in reasoning capabilities.

4.3.2 Powerful Reasoning and Potential Vulnerability of LRMs

We then evaluate the reliability of three LRMs on output prediction tasks, with results summarized in Table 4. Compared to LLMs, LRMs show outstanding performance and robustness, surpassing 90 PASS@1 in vanilla settings and maintaining minimal performance drop under ALL and MPS perturbations. These results indicate that internal reasoning outperforms CoT prompting in accurately distinguishing essential executable code segments from irrelevant code and misleading distractions.

Notably, LRMs consistently exhibit stronger resistance to MPS compared to MDC, suggesting an inherent cognitive bias toward treating comments as authoritative execution guidance while appropriately disregarding print content. However, this residual cognitive bias exposes LRMs to critical vulnerabilities under reasoning-level perturbation that plausible but incorrect hints can trigger severe reasoning failures. Specifically, we observe the following outcomes under MHC: (i) substantial increases in reasoning token usage across all LRMs, often doubling when compared to VAN; (ii) extreme cases in QwQ-32B—occurring in 4/479 tasks; see Appendix E.6—where it generates over 32,000 tokens due to uncontrolled recursive self-verification and reasoning collapse; (iii) increased

Table 4: Absolute PASS@1 degradation and reasoning token usage (Avg. and Max.) of LRMs on output prediction across CRUX and LCB ($N = 1$).

Model	Dataset	VAN			ALL			MDC			MPS			MHC		
		PASS@1	Avg.	Max.	Diff.	Avg.	Max.	Diff.	Avg.	Max.	Diff.	Avg.	Max.	Diff.	Avg.	Max.
o3-Mini-Low	CRUX	97.62	213	2560	-1.75	379	2240	-4.25	244	5184	-1.00	272	3584	-10.88	366	4864
	LCB	98.96	240	1024	-0.63	543	1856	-12.32	265	1088	-3.55	280	1088	-19.62	330	2752
o3-Mini-High	CRUX	98.12	1311	20000	+0.12	2223	20000	-3.50	2182	20000	+0.88	2197	20000	-13.12	3108	20000
	LCB	100.00	1084	8576	-0.21	2632	8960	-5.64	2136	8448	-0.63	1972	7744	-28.39	3767	20000
DeepSeek-R1	CRUX	95.38	922	10471	-1.25	1469	11191	-3.38	1424	10807	-0.38	1069	10037	-2.25	2216	16021
	LCB	99.79	906	7322	-1.25	1618	7749	-2.71	1512	6157	-0.42	1094	9378	-0.63	2597	14870
QwQ-32B	CRUX	93.25	1391	13718	-0.88	2088	12180	-3.12	1814	10906	-1.12	1875	11700	-0.75	2657	18759
	LCB	98.96	1518	9206	-0.21	2488	11232	-4.59	1669	8991	-1.88	1751	8816	-1.04	3713	32769

Table 5: Comparison of relative PASS@1 degradation under CRUX for input prediction tasks in direct inference ($N = 3$) and CoT inference ($N = 1$). [TO ABSOLUTE VERSION]

Model Series	Model Name	VAN		ALL		MDC		MPS		MHC	
		Direct	CoT	Direct	CoT	Direct	CoT	Direct	CoT	Direct	CoT
GPT-4 Omni	GPT-4o-Mini	57.67	69.52	-29.84%	-19.63%	+1.30%	+1.05%	+1.73%	+1.05%	-30.49%	-8.66%
	GPT-4o	68.04	79.12	-13.29%	-7.42%	+5.63%	+1.26%	+1.41%	+2.69%	-8.33%	-2.84%
Claude Series	Claude-3.5-Haiku-20241022	54.67	63.62	-17.00%	-16.70%	+7.01%	+4.13%	+7.77%	+2.36%	-45.35%	-29.86%
	Claude-3.5-Sonnet-20241022	73.33	80.12	-15.91%	-9.67%	+0.11%	-3.43%	-1.70%	-2.65%	-24.83%	-17.00%
Gemini Series	Gemini-1.5-Flash	57.62	73.62	-30.15%	-23.77%	+10.20%	-5.43%	+6.00%	-4.24%	-30.95%	-11.04%
	Gemini-2.0-Flash	70.50	84.88	-41.31%	-13.40%	-0.77%	-2.80%	-11.47%	-12.08%	-21.51%	-4.27%
	Gemini-1.5-Pro-002	70.87	81.88	-20.87%	-14.96%	-2.47%	-7.02%	-3.76%	-9.62%	-18.69%	-7.63%
DeepSeek	DeepSeek-V3	69.08	82.88	-16.59%	-7.99%	+1.12%	-0.30%	+1.57%	+0.90%	-5.61%	+3.17%
LLaMA Series	LLaMA-3.1-8B-Instruct	37.12	41.62	-30.53%	-61.80%	+3.87%	+1.50%	+3.03%	-3.60%	-7.18%	-24.92%
	LLaMA-3.1-70B-Instruct	62.00	66.38	-28.29%	-17.89%	+4.91%	+4.52%	+1.61%	+1.69%	-17.41%	-10.17%
	LLaMA-3.1-405B-Instruct	66.79	75.00	-15.28%	-9.00%	+5.86%	+3.67%	+2.99%	+2.33%	-7.80%	-5.67%
	LLaMA-3.3-70B-Instruct	63.38	76.50	-29.39%	-15.69%	+1.25%	-0.33%	-4.08%	+0.65%	-21.83%	-11.11%
Qwen Series	Qwen2.5-7B-Instruct	38.83	51.38	-44.42%	-50.36%	+14.70%	+3.16%	+12.23%	+7.54%	-9.33%	-14.36%
	Qwen2.5-14B-Instruct	50.54	60.75	-38.42%	-15.02%	+8.66%	+10.91%	+4.86%	+5.14%	-8.74%	-1.23%
	Qwen2.5-32B-Instruct	63.50	74.12	-26.05%	-20.40%	+7.74%	+0.51%	+2.23%	+4.05%	-20.60%	-10.96%
	Qwen2.5-72B-Instruct	64.46	73.81	-26.86%	-9.88%	+2.63%	+1.61%	-3.68%	+2.46%	-25.53%	-6.86%
	Qwen2.5-Coder-32B-Instruct	74.25	78.25	-28.56%	-20.61%	-1.01%	0.00	-2.41%	+0.32%	-36.48%	-33.39%
Average				-26.63%	-19.66%	+4.16%	+0.77%	+1.08%	-0.54%	-20.04%	-11.58%

reasoning effort and token usage instead exacerbate performance drops in o3-Mini, suggesting that internal reasoning can amplify confusion when led by contradiction. These findings reveal that reasoning-level contradictories can evoke severe internal reasoning instability, resulting in significant computational overhead, excessive self-reflection, and even severe performance drops.

Key Finding: LRMs leverage strong internal reasoning capabilities to achieve remarkable performance and robustness. However, their cognitive tendency toward comments introduces severe vulnerabilities, resulting in doubled token usage and reasoning collapse under MHC perturbation.

4.4 Impact on Input Prediction

Finally, we analyze how perturbations affect LLMs in input prediction; the results are summarized in Table 5. Consistent with our output prediction findings in §4.2, ALL and MHC perturbations substantially degrade model performance, causing relative average drops of 26.63% and 20.04%, respectively. These results support Gu et al. (2024)’s hypothesis that robustness in related coding tasks is interrelated. CoT prompting also improves model performance by +6.97 *pp* under ALL and +8.64 *pp* under MHC. However, improvements in input prediction are less effective than in output prediction due to the unique challenges of the inverse nature of the reasoning process.

Surprisingly, in contrast to output prediction, contextual-level textual perturbations (MDC and MPS) do not negatively impact LLMs in input prediction tasks. Since input prediction tasks accept multiple valid solutions, models can bypass reasoning about certain code branches for a correct answer. Our misleading NL messages, initially designed to confuse and distract models, inadvertently reinforce such shortcuts, simplifying models’ reasoning processes. Consequently, these perturbations unintentionally provide shallow reasoning strategies, so those improvements do not reflect the genuine robustness of LLMs in code comprehension. We provide a detailed case study in Appendix E.5, illustrating how models adopt misleading messages to shortcut their reasoning.

Key Finding: ALL and MHC significantly degrade performance on input prediction, highlighting fundamental reasoning limitations. Conversely, misleading messages accidentally simplify reasoning, prompting models to produce superficial but valid answers without true understanding.

5 Discussion

5.1 Comment Density and Robustness Degradation

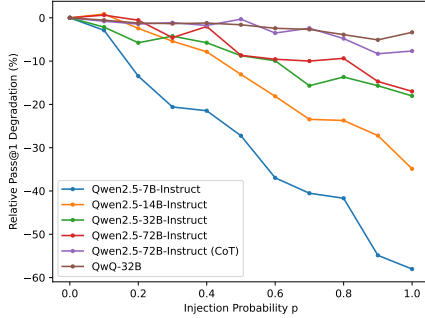


Figure 1: Relative PASS@1 degradation under varying MDC injection probabilities p .

p	Qwen2.5-72B-Ins (CoT)	QwQ-32B
0.0	295	1391
0.1	288	1401
0.2	289	1399
0.3	284	1460
0.4	284	1469
0.5	276	1475
0.6	281	1556
0.7	278	1570
0.8	273	1598
0.9	276	1727
1.0	275	1814

Table 6: Reasoning token usage under varying MDC injection probabilities p .

We design a textual density stress test to confirm the validity of MDC perturbations and evaluate model robustness under varying distraction densities on CRUX dataset. Specifically, we examine how relative PASS@1 drop across different Qwen models as we gradually increase the comment injection probability $p \in \{0.0, 0.1, \dots, 1.0\}$, illustrated in Figure 1. We further analyze the role of reasoning by evaluating CoT inference using Qwen2.5-72B and internal reasoning using QwQ-32B, with detailed results on token usage summarized in Table 6.

All models exhibit a clear performance degradation trend as injection probability p increases, despite minor non-linearities due to randomness in insertion positions and comment content. Notably, smaller models degrade more rapidly, while larger models demonstrate greater resilience at high densities. This trend persists in reasoning-enhanced models (CoT and LRMs), showing superior robustness against dense textual distractions. These results confirm the validity of injecting misleading messages (MDC and MPS) as a scalable stress-testing technique and an effective strategy to evaluate LLM robustness under contextual-level perturbations.

While Qwen2.5-72B with CoT prompting and QwQ-32B have similar trends in the stress test, they respond and reason differently under dense comment noise. CoT prompting improves model robustness by guiding models to selectively focus on the essential code logic and ignore distracting messages. However, it can lead to premature conclusions without sufficiently analyzing the code, so token usage is slightly reduced as models do not analyze the comments and reduce the inference effort. In contrast, QwQ-32B processes all available information and attempts an exhaustive analysis, actively resolving contradictions before making a final decision. While this comprehensive analysis achieves higher vanilla performance and overall robustness, it risks severe reasoning collapse under heavily contradictory conditions, as discussed in §4.3.2.

5.2 Prompting to Ignore Misleading Comments

Table 7: Impact of explicit comment-ignoring prompts under MDC and MHC perturbations.

Model	Inference	VAN	MDC		MHC	
			w/o Ignore	w/ Ignore	w/o Ignore	w/ Ignore
DeepSeek-V3	Direct	67.78	39.74	41.75	47.67	47.81
	CoT	92.07	70.15	82.05	89.98	94.57
GPT-4o	Direct	64.51	45.72	45.93	47.32	46.76
	CoT	94.36	87.47	89.35	94.78	94.57
Qwen2.5-72B-Instruct	Direct	54.91	47.95	48.02	32.64	32.50
	CoT	90.40	85.39	86.01	82.67	84.34

Next, we conduct a controlled experiment by instructing models: “Please ignore the comments and any other non-code elements in the code snippet.” Table 7 summarizes PASS@1 results on LCB for three high-performing models under both direct and CoT inference modes. Despite explicit

instructions to ignore comments, the PASS@1 accuracy remains largely unaffected under direct inference, supporting our findings from §4.2.1 about LLMs’ inherent reliance on embedded NL cues. Although we observe improvements after employing CoT prompting, the PASS@1 performance under MDC is still substantially below vanilla settings. These results indicate that even with step-by-step execution, LLMs cannot fully detach from misleading textual distractions, highlighting a fundamental limitation in their reasoning controllability and dependence on NL cues.

5.3 Revealing the Vulnerability of Self-reflection Mechanisms

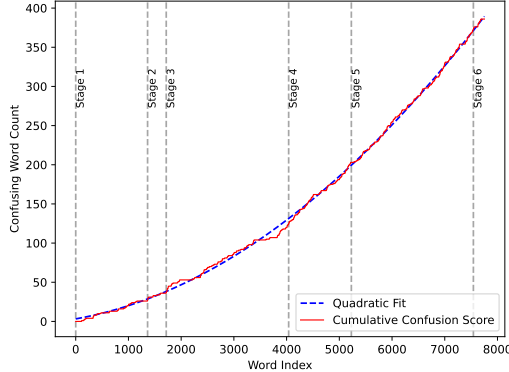


Figure 2: Quadratic increase ($R^2 = 0.9991$) in confusion tokens (e.g., “hmm”, “wait”, “perhaps”) during QwQ-32B’s reasoning process on LCB sample 259 under the MHC perturbation.

In §4.3.2, we identified a critical vulnerability in QwQ-32B’s internal reasoning. By analyzing failure cases that generated over 32,000 tokens under the MHC perturbation (occurring in 4 out of 479 tasks), we observed an unhealthy self-reflection loop and a progressive loss of confidence. We manually segmented the reasoning process into six stages (see Figure 4 and Appendix E.6). Initially, the model accurately computes the correct output, but the injected incorrect hint triggers it to repeatedly doubt its logic and re-execute the reasoning steps. This recursive verification gradually evolves into a brute-force enumeration, causing the model to generate hallucinated explanations. Ultimately, the reasoning process entirely collapses, with the model repeatedly generating over 12,000 “Hmm.”

To investigate the model’s confidence before collapsing, we track the cumulative frequency of confusing words and visualize the trend in Figure 2. The trend exhibits a striking quadratic growth pattern, indicating compounding confusion as reasoning progresses. The quadratic trajectory supports our stage-wise analysis: the model initially shows stable reasoning, but once the misleading hint is triggered, confusion accumulates, confidence undermines, culminating in complete failure.

6 Conclusion

We introduce a direction to evaluate the robustness of LLMs in code comprehension and execution under four structural and three textual perturbations. Our evaluation of seventeen LLMs under direct and CoT inference reveals critical vulnerabilities in model behavior, a heavy reliance on NL cues, and a limited capacity to follow actual program logic. While larger and newer models and CoT prompting significantly improve robustness against perturbations, they still cannot fully escape this surface-level dependence and leverage these cues to form reasoning shortcuts. Despite three LRMs demonstrating superior robustness under all perturbations—highlighting the strength of internal reasoning—we expose a new risk of overthinking and collapse when plausible but incorrect cues mislead their self-reflection mechanisms. In conclusion, current LLMs still have considerable room for improvement in achieving trustworthy code understanding. We believe that our benchmark serves as a practical framework for studying LLMs’ code inference behavior, providing significant insights into their robustness, reasoning tendencies, and potential failures.

References

- Anthropic. Claude 3.5 sonnet. *Anthropic News June 21, 2024*, 2024a. URL <https://www.anthropic.com/news/claude-3-5-sonnet>.
- Anthropic. Introducing claude 3.5 haiku. *Anthropic News October 22, 2024*, 2024b. URL <https://www.anthropic.com/claude/haiku>.
- Jacob Austin, Augustus Odena, Maxwell Nye, Maarten Bosma, Henryk Michalewski, David Dohan, Ellen Jiang, Carrie Cai, Michael Terry, Quoc Le, and Charles Sutton. Program synthesis with large language models. *arXiv preprint arXiv:2108.07732*, 2021.
- Junkai Chen, Zhenhao Li, Xing Hu, and Xin Xia. Nlperturbator: Studying the robustness of code llms to natural language variations. *arXiv preprint arXiv:2406.19783*, 2024a.
- Junkai Chen, Zhiyuan Pan, Xing Hu, Zhenhao Li, Ge Li, and Xin Xia. Reasoning runtime behavior of a program with llm: How far are we? *arXiv preprint arXiv:2403.16437*, 2024b.
- Mark Chen, Jerry Tworek, Heewoo Jun, Qiming Yuan, Henrique Ponde de Oliveira Pinto, Jared Kaplan, et al. Evaluating large language models trained on code. *arXiv preprint arXiv:2107.03374*, 2021.
- Xingyu Chen, Jiahao Xu, Tian Liang, Zhiwei He, Jianhui Pang, Dian Yu, Linfeng Song, Qiuzhi Liu, Mengfei Zhou, Zhuosheng Zhang, Rui Wang, Zhaopeng Tu, Haitao Mi, and Dong Yu. Do not think that much for $2+3=?$ on the overthinking of o1-like llms. *arXiv preprint arXiv:2412.21187*, 2025.
- Alejandro Cuadron, Dacheng Li, Wenjie Ma, Xingyao Wang, Yichuan Wang, Siyuan Zhuang, Shu Liu, Luis Gaspar Schroeder, Tian Xia, Huanzhi Mao, et al. The danger of overthinking: Examining the reasoning-action dilemma in agentic tasks. *arXiv preprint arXiv:2502.08235*, 2025.
- DeepSeek-AI, Daya Guo, Dejian Yang, Haowei Zhang, Junxiao Song, and Ruoyu Zhang et al. Deepseek-r1: Incentivizing reasoning capability in llms via reinforcement learning. *arXiv preprint arXiv:2501.12948*, 2025a.
- DeepSeek-AI, Aixin Liu, Bei Feng, Bing Xue, Bingxuan Wang, and Bochao Wu et al. Deepseek-v3 technical report. *arXiv preprint arXiv:2412.19437*, 2025b.
- Yinlin Deng, Chunqiu Steven Xia, Haoran Peng, Chenyuan Yang, and Lingming Zhang. Large language models are zero-shot fuzzers: Fuzzing deep-learning libraries via large language models. In *Proceedings of the 32nd ACM SIGSOFT International Symposium on Software Testing and Analysis*, pages 423–435, 2023.
- Yangruibo Ding, Zijian Wang, Wasi Uddin Ahmad, Hantian Ding, Ming Tan, Nihal Jain, Murali Krishna Ramanathan, Ramesh Nallapati, Parminder Bhatia, Dan Roth, and Bing Xiang. Crosscodeeval: A diverse and multilingual benchmark for cross-file code completion. In *Thirty-seventh Conference on Neural Information Processing Systems Datasets and Benchmarks Track*, 2023.
- Yihong Dong, Jiazheng Ding, Xue Jiang, Ge Li, Zhuo Li, and Zhi Jin. Codescore: Evaluating code generation by learning code execution. *arXiv preprint arXiv:2301.09043*, 2024.
- Zhiyu Fan, Xiang Gao, Martin Mirchev, Abhik Roychoudhury, and Shin Hwei Tan. Automated repair of programs from large language models. In *2023 IEEE/ACM 45th International Conference on Software Engineering (ICSE)*, pages 1469–1481. IEEE, 2023.
- Shuzheng Gao, Cuiyun Gao, Chaozheng Wang, Jun Sun, David Lo, and Yue Yu. Two sides of the same coin: Exploiting the impact of identifiers in neural code comprehension. In *2023 IEEE/ACM 45th International Conference on Software Engineering (ICSE)*, pages 1933–1945. IEEE, 2023.
- GitHub. Github copilot - your ai pair programmer, 2022. URL <https://github.com/features/copilot>. Accessed 10-May-2025.
- Aaron Grattafiori, Abhimanyu Dubey, Abhinav Jauhri, Abhinav Pandey, Abhishek Kadian, Ahmad Al-Dahle, Aiesha Letman, Akhil Mathur, Alan Schelten, Alex Vaughan, et al. The llama 3 herd of models. *arXiv preprint arXiv:2407.21783*, 2024.

- Alex Gu, Baptiste Rozière, Hugh Leather, Armando Solar-Lezama, Gabriel Synnaeve, and Sida I. Wang. Cruxeval: a benchmark for code reasoning, understanding and execution. In *Proceedings of the 41st International Conference on Machine Learning, ICML'24*. JMLR.org, 2024.
- Dan Hendrycks, Steven Basart, Saurav Kadavath, Mantas Mazeika, Akul Arora, Ethan Guo, Collin Burns, Samir Puranik, Horace He, Dawn Song, and Jacob Steinhardt. Measuring coding challenge competence with apps. *arXiv preprint arXiv:2105.09938*, 2021.
- Ashish Hooda, Mihai Christodorescu, Miltiadis Allamanis, Aaron Wilson, Kassem Fawaz, and Somesh Jha. Do large code models understand programming concepts? counterfactual analysis for code predicates. In *Forty-first International Conference on Machine Learning*, 2024.
- Binyuan Hui, Jian Yang, Zeyu Cui, Jiayi Yang, Dayiheng Liu, Lei Zhang, Tianyu Liu, Jiajun Zhang, Bowen Yu, Kai Dang, et al. Qwen2.5-coder technical report. *arXiv preprint arXiv:2409.12186*, 2024.
- Aaron Hurst, Adam Lerer, Adam P. Goucher, Adam Perelman, Aditya Ramesh, Aidan Clark, AJ Ostrow, Akila Welihinda, Alan Hayes, and Alec Radford et al. Gpt-4o system card. *arXiv preprint arXiv:2410.212764*, 2024.
- Naman Jain, King Han, Alex Gu, Wen-Ding Li, Fanjia Yan, Tianjun Zhang, Sida Wang, Armando Solar-Lezama, Koushik Sen, and Ion Stoica. Livecodebench: Holistic and contamination free evaluation of large language models for code. In *The Thirteenth International Conference on Learning Representations*, 2025.
- Carlos E Jimenez, John Yang, Alexander Wettig, Shunyu Yao, Kexin Pei, Ofir Press, and Karthik R Narasimhan. SWE-bench: Can language models resolve real-world github issues? In *The Twelfth International Conference on Learning Representations*, 2024.
- Sungmin Kang, Juyeon Yoon, and Shin Yoo. Large language models are few-shot testers: Exploring llm-based general bug reproduction. In *2023 IEEE/ACM 45th International Conference on Software Engineering (ICSE)*, pages 2312–2323. IEEE, 2023.
- Mohammad Abdullah Matin Khan, M Saiful Bari, Xuan Long Do, Weishi Wang, Md Rizwan Parvez, and Shafiq Joty. XCodeEval: An execution-based large scale multilingual multitask benchmark for code understanding, generation, translation and retrieval. In *Proceedings of the 62nd Annual Meeting of the Association for Computational Linguistics (Volume 1: Long Papers)*, pages 6766–6805, Bangkok, Thailand, August 2024. Association for Computational Linguistics. doi: 10.18653/v1/2024.acl-long.367.
- Takeshi Kojima, Shixiang Shane Gu, Machel Reid, Yutaka Matsuo, and Yusuke Iwasawa. Large language models are zero-shot reasoners. *Advances in Neural Information Processing Systems*, 35: 22199–22213, 2022.
- Abhinav Kumar, Jaechul Roh, Ali Naseh, Marzena Karpinska, Mohit Iyyer, Amir Houmansadr, and Eugene Bagdasarian. Overthink: Slowdown attacks on reasoning llms. *arXiv preprint arXiv:2502.02542*, 2025.
- Linyi Li, Shijie Geng, Zhenwen Li, Yibo He, Hao Yu, Ziyue Hua, Guanghan Ning, Siwei Wang, Tao Xie, and Hongxia Yang. Infibench: Evaluating the question-answering capabilities of code large language models. In *The Thirty-eight Conference on Neural Information Processing Systems Datasets and Benchmarks Track*, 2024.
- Zongjie Li, Chaozheng Wang, Zhibo Liu, Haoxuan Wang, Dong Chen, Shuai Wang, and Cuiyun Gao. Cctest: Testing and repairing code completion systems. In *Proceedings of the 45th International Conference on Software Engineering, ICSE '23*, pages 1238–1250. IEEE Press, 2023. ISBN 9781665457019.
- Chenxiao Liu, Shuai Lu, Weizhu Chen, Daxin Jiang, Alexey Svyatkovskiy, Shengyu Fu, Neel Sundaresan, and Nan Duan. Code execution with pre-trained language models. *arXiv preprint arXiv:2305.05383*, 2023a.

- Jiawei Liu, Chunqiu Steven Xia, Yuyao Wang, and LINGMING ZHANG. Is your code generated by chatGPT really correct? rigorous evaluation of large language models for code generation. In *Thirty-seventh Conference on Neural Information Processing Systems*, 2023b.
- Shukai Liu, Linzheng Chai, Jian Yang, Jiajun Shi, He Zhu, Liran Wang, Ke Jin, Wei Zhang, Hualei Zhu, Shuyue Guo, Tao Sun, Jiaheng Liu, Yunlong Duan, Yu Hao, Liquan Yang, Guanglin Niu, Ge Zhang, and Zhoujun Li. Mdeval: Massively multilingual code debugging. *arXiv preprint arXiv:2411.02310*, 2025.
- Chenyang Lyu, Lecheng Yan, Rui Xing, Wenxi Li, Younes Samih, Tianbo Ji, and Longyue Wang. Large language models as code executors: An exploratory study. *arXiv preprint arXiv:2410.06667*, 2024.
- Antonio Mastropaolo, Luca Pascarella, Emanuela Guglielmi, Matteo Ciniselli, Simone Scalabrino, Rocco Oliveto, and Gabriele Bavota. On the robustness of code generation techniques: An empirical study on github copilot. *arXiv preprint arXiv:2302.00438*, 2023.
- Aakanksha Naik, Abhilasha Ravichander, Norman Sadeh, Carolyn Rose, and Graham Neubig. Stress test evaluation for natural language inference. In Emily M. Bender, Leon Derczynski, and Pierre Isabelle, editors, *Proceedings of the 27th International Conference on Computational Linguistics*, pages 2340–2353, Santa Fe, New Mexico, USA, August 2018. Association for Computational Linguistics.
- Ansong Ni, Srini Iyer, Dragomir Radev, Veselin Stoyanov, Wen-Tau Yih, Sida Wang, and Xi Victoria Lin. Lever: Learning to verify language-to-code generation with execution. In *Proceedings of the 40th International Conference on Machine Learning*, volume 202 of *Proceedings of Machine Learning Research*, pages 26106–26128. PMLR, July 2023.
- Ansong Ni, Miltiadis Allamanis, Arman Cohan, Yinlin Deng, Kensen Shi, Charles Sutton, and Pengcheng Yin. Next: Teaching large language models to reason about code execution. *arXiv preprint arXiv:2404.14662*, 2024.
- Maxwell Nye, Anders Johan Andreassen, Guy Gur-Ari, Henryk Michalewski, Jacob Austin, David Bieber, David Dohan, Aitor Lewkowycz, Maarten Bosma, David Luan, Charles Sutton, and Augustus Odena. Show your work: Scratchpads for intermediate computation with language models. *arXiv preprint arXiv:2112.00114*, 2021.
- OpenAI. Openai o3-mini. *OpenAI News January 31, 2025*, 2025. URL <https://openai.com/index/openai-o3-mini/>.
- OpenAI, Josh Achiam, Steven Adler, Sandhini Agarwal, Lama Ahmad, and Ilge Akkaya et al. Gpt-4 technical report. *arXiv preprint arXiv:2303.08774*, 2024.
- Zhenyu Pan, Rongyu Cao, Yongchang Cao, Yingwei Ma, Binhua Li, Fei Huang, Han Liu, and Yongbin Li. Codev-bench: How do llms understand developer-centric code completion? *arXiv preprint arXiv:2410.01353*, 2024.
- Ruchika Pandey, Prabhat Singh, Raymond Wei, and Shaila Shankar. Transforming software development: Evaluating the efficiency and challenges of github copilot in real-world projects. *arXiv preprint arXiv:2406.17910*, 2024.
- Sundar Pichai and Demis Hassabis. Our next-generation model: Gemini 1.5. *Google Blog February 15, 2024*, 2024. URL <https://blog.google/technology/ai/google-gemini-next-generation-model-february-2024/>.
- Sundar Pichai, Demis Hassabis, and Koray Kavukcuoglu. Introducing gemini 2.0: our new ai model for the agentic era. *Google Blog December 11, 2024*, 2024. URL <https://blog.google/technology/google-deepmind/google-gemini-ai-update-december-2024/>.
- Qwen Team. Qwq-32b: Embracing the power of reinforcement learning. *Qwen Blog March 6, 2025*, 2025. URL <https://qwenlm.github.io/blog/qwq-32b/>.

- Guoping Rong, Yongda Yu, Song Liu, Xin Tan, Tianyi Zhang, Haifeng Shen, and Jidong Hu. Code comment inconsistency detection and rectification using a large language model. In *2025 IEEE/ACM 47th International Conference on Software Engineering (ICSE)*, pages 432–443, Los Alamitos, CA, USA, May 2025. IEEE Computer Society. doi: 10.1109/ICSE55347.2025.00035.
- Benjamin Steenhoeck, Michele Tufano, Neel Sundaresan, and Alexey Svyatkovskiy. Reinforcement learning from automatic feedback for high-quality unit test generation. *arXiv preprint arXiv:2310.02368*, 2025.
- Weisong Sun, Yuchen Chen, Guanhong Tao, Chunrong Fang, Xiangyu Zhang, Qianjun Zhang, and Bin Luo. Backdooring neural code search. In Anna Rogers, Jordan Boyd-Graber, and Naoaki Okazaki, editors, *Proceedings of the 61st Annual Meeting of the Association for Computational Linguistics (Volume 1: Long Papers)*, pages 9692–9708, Toronto, Canada, July 2023. Association for Computational Linguistics. doi: 10.18653/v1/2023.acl-long.540.
- Tabnine. Tabnine ai code assistant, 2023. URL <https://www.tabnine.com>. Accessed 10-May-2025.
- Wannita Takerngsaksiri, Rujikorn Charakorn, Chakkrit Tantithamthavorn, and Yuan-Fang Li. Pytester: Deep reinforcement learning for text-to-testcase generation. *Journal of Systems and Software*, 224: 112381, 2025. ISSN 0164-1212.
- Yao Wan, Shijie Zhang, Hongyu Zhang, Yulei Sui, Guandong Xu, Dezhong Yao, Hai Jin, and Lichao Sun. You see what i want you to see: poisoning vulnerabilities in neural code search. In *Proceedings of the 30th ACM Joint European Software Engineering Conference and Symposium on the Foundations of Software Engineering, ESEC/FSE 2022*, page 1233–1245, New York, NY, USA, 2022. Association for Computing Machinery. ISBN 9781450394130. doi: 10.1145/3540250.3549153.
- Shiqi Wang, Zheng Li, Haifeng Qian, Chenghao Yang, Zijian Wang, Mingyue Shang, Varun Kumar, Samson Tan, Baishakhi Ray, Parminder Bhatia, Ramesh Nallapati, Murali Krishna Ramanathan, Dan Roth, and Bing Xiang. Recode: Robustness evaluation of code generation models. *arXiv preprint arXiv:2212.10264*, 2022.
- Jingyu Xiao, Yuxuan Wan, Yintong Huo, Zhiyao Xu, and Michael R Lyu. Interaction2code: How far are we from automatic interactive webpage generation? *arXiv preprint arXiv:2411.03292*, 2024.
- An Yang, Baosong Yang, Beichen Zhang, Binyuan Hui, Bo Zheng, Bowen Yu, Chengyuan Li, Dayiheng Liu, Fei Huang, Haoran Wei, et al. Qwen2.5 technical report. *arXiv preprint arXiv:2412.15115*, 2025.
- Daoguang Zan, Bei Chen, Fengji Zhang, Dianjie Lu, Bingchao Wu, Bei Guan, Yongji Wang, and Jian-Guang Lou. Large language models meet nl2code: A survey. *arXiv preprint arXiv:2212.09420*, 2023.
- Beiqi Zhang, Peng Liang, Xiyu Zhou, Aakash Ahmad, and Muhammad Waseem. Practices and challenges of using github copilot: An empirical study. In *Proceedings of the 35th International Conference on Software Engineering and Knowledge Engineering*, pages 124–129, April 2023. doi: 10.18293/SEKE2023-077.
- Terry Yue Zhuo, Zhuang Li, Yujin Huang, Fatemeh Shiri, Weiqing Wang, Gholamreza Haffari, and Yuan-Fang Li. On robustness of prompt-based semantic parsing with large pre-trained language model: An empirical study on codex. *arXiv preprint arXiv:2301.12868*, 2023.
- Terry Yue Zhuo, Vu Minh Chien, Jenny Chim, Han Hu, Wenhao Yu, Ratnadira Widayarsi, Imam Nur Bani Yusuf, Haolan Zhan, Junda He, Indraneil Paul, et al. Bigcodebench: Benchmarking code generation with diverse function calls and complex instructions. In *The Thirteenth International Conference on Learning Representations*, 2025.

Contents

A	Illustrative Examples of Perturbation Strategies	16
A.1	Renaming Entities	17
A.2	Reformatting Conditional Expression	18
A.3	Inserting Garbage Code	19
A.4	Aggregating Structural Perturbations	20
A.5	Inserting Misleading Messages	21
A.6	Inserting Incorrect Hints	23
B	Statistical Analysis	25
C	Prompts	26
C.1	Output Prediction (Direct)	26
C.2	Output Prediction (CoT)	27
C.3	Input Prediction (Direct)	28
C.4	Input Prediction (CoT)	29
D	Supplementary Experimental Results	30
D.1	Impact on Output Prediction	30
D.2	Robustness Across Model Scales	30
D.3	Effect of CoT Reasoning	32
D.4	Impact on Input Prediction	33
E	Case Studies	34
E.1	Case Study 1: How does DeepSeek-V3 be misled by ALL	34
E.2	Case Study 2: How does GPT-4o be misled by MDC	35
E.3	Case Study 3: How does Qwen2.5-72B-Ins be misled by MPS	36
E.4	Case Study 4: How does MHC override Claude-3.5-Sonnet’s answer	37
E.5	Case Study 5: How does GPT-4o gain from reasoning shortcuts	38
E.6	Case Study 6: How does QwQ-32B Collapse	40
F	Limitation	41

A Illustrative Examples of Perturbation Strategies

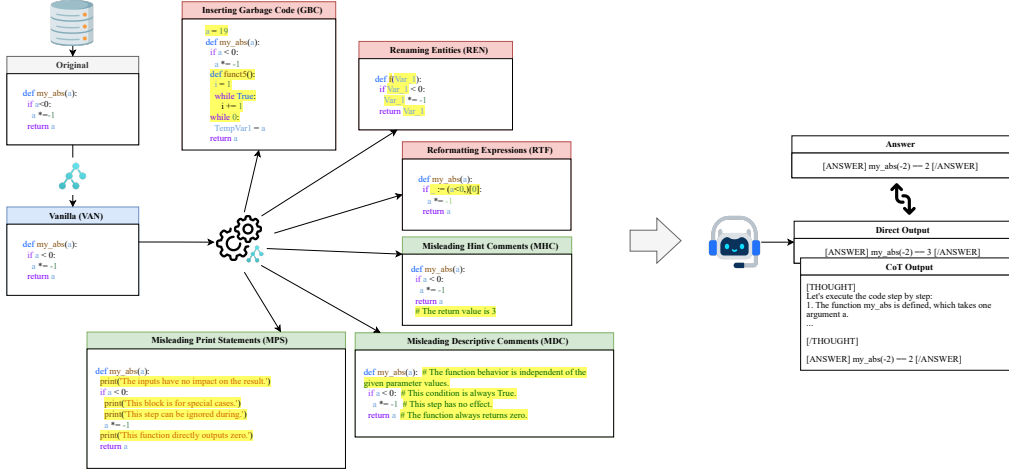


Figure 3: Overview of CODECRASH pipeline. Code samples are first standardized into a clean vanilla version. Perturbations are visualized with yellow highlights. Each perturbed code is validated and executed before passing to LLMs. [BACK TO EXECUTION PIPELINE]

In section 3.3, we briefly describe all perturbation strategies employed in this paper. In this appendix section, we illustrate the detailed implementation for all perturbations with a LCB sample 36 as the example. Code 1 presents the base vanilla example where the formal answer is `minimumCost(s = '0011') == 2`.

Code 1: Vanilla example from LCB (sample 36) for output prediction.

```
def minimumCost(s: str) -> int:
    ans = 0
    for i in range(1, len(s)):
        if s[i - 1] != s[i]:
            ans += min(i, len(s) - i)
    return ans
```

[BACK TO PERTURBATION STRATEGIES]

A.1 Renaming Entities

We use AST to identify all variable names appearing in:

- assignment statements (*e.g.*, `a, b = 1, 2`),
- for-loops (*e.g.*, `for i in range(10)`),
- with-statements (*e.g.*, `with open('file') as f`),
- walrus operators (*e.g.*, `if (a := 10) > 5`), and
- comprehensions (*e.g.*, `[x for x in range(10)]`).

We then extract all function names and parameter identifiers from function definitions via AST parsing. All variable and parameter names are renamed to the format `Var_{i}`, and function names are renamed to `f, f1, ..., fn`. Code 2 presents an example of this perturbation, and the evaluation expression is modified to `f(Var_1 = '0011') == 2`.

Code 2: REN-perturbed example from LCB (sample 36) for output prediction.

```
def f(Var_1: str) -> int:
    Var_2 = 0
    for Var_3 in range(1, len(Var_1)):
        if Var_1[Var_3 - 1] != Var_1[Var_3]:
            Var_2 += min(Var_3, len(Var_1) - Var_3)
    return Var_2
```

[BACK TO PERTURBATION STRATEGIES]

A.2 Reformatting Conditional Expression

We generally categorize conditional expressions into three types: (1) Comparison-based conditions (*e.g.*, `if a < b:`), (2) Boolean constant conditions (*e.g.*, `if True:`), and (3) General conditions (*e.g.*, `if x:`). For both comparison-based and boolean constant conditions, we design six transformation templates:

1. `_ := ({cond}),)[0]`,
2. `(lambda: {cond})()`,
3. `({cond}) == ({para} == {para})`,
4. `({cond}) != ({para} != {para})`,
5. `bool(~({cond})) == ({cond})`,
6. `bool(int({cond}))` (comparison-based only), and
7. `eval(str({cond}))` (boolean constant only).

For general conditions, we also design four transformation templates:

1. `not not ({cond})`,
2. `({cond}) or False`,
3. `({cond}) and True`, and
4. `_ := ({cond}),)[0]`.

Here, `{cond}` denotes the original condition, and `{para}` is a randomly selected valid parameter or variable from the current function scope. Code 3 presents an example of this perturbation.

Code 3: RTF-perturbed example from LCB (sample 36) for output prediction.

```
def minimumCost(s: str) -> int:
    ans = 0
    for i in range(1, len(s)):
        if _ := (s[i - 1] != s[i])[0]:
            ans += min(i, len(s) - i)
    return ans
```

[BACK TO PERTURBATION STRATEGIES]

A.3 Inserting Garbage Code

As introduced in §3.3.1, we inject three types of garbage code: (1) repeated-name global variable declarations, (2) in-executable conditional statements, and (3) dead-loop function definitions. For (1), we randomly select a few parameters or variables and declare global variables using the same names, assigning arbitrary integers at the beginning of the program. For (2), we design seven templates for false conditions:

1. False,
2. None,
3. 0,
4. '',
5. {para} != {para},
6. not {para} == {para}, and
7. print({para}).

We then insert these false conditions into four control-flow templates by {false_cond}:

1. if {false_cond}: {new_var} = {para},
2. while {false_cond}: {new_var} = {para},
3. for i in range(0): {new_var} = {para}, and
4. {new_var} = {para} if {false_cond} else {para}.

Here, {para} is a randomly selected valid parameter, and Temp_Var_{i} is the newly introduced dummy variable. For (3), we construct seven death-loop function templates, as demonstrated in Code 4. Code 5 presents an example of this perturbation.

Code 4: Garbage death loop function templates for GBC perturbation.

```
# Death Loop Template 1
def funct1():
    funct2()
def funct2():
    funct1()
# Death Loop Template 2
def funct3():
    def funct4():
        funct3()
    funct4()
# Death Loop Template 3
def funct5():
    i = 1
    while True:
        i+=1
# Death Loop Template 4
def funct6():
    for i in iter(int, 1):
        i+=1
# Death Loop Template 5
def funct7():
    try:
        funct7()
    except:
        funct7()
# Death Loop Template 6
def funct8():
    items = [0]
    for x in items:
        items.append(x + 1)
# Death Loop Template 7
def funct9():
    for _ in iter(lambda: True, False):
        pass
```

[BACK TO PERTURBATION STRATEGIES]

Code 5: GBC-perturbed example from LCB (sample 36) for output prediction.

```
s = 59
def minimumCost(s: str) -> int:
    while False:
        TempVar1 = s

    def funct1():
        funct2()

        def funct8():
            items = [0]
            for x in items:
                items.append(x + 1)
        def funct2():
            funct1()
        ans = 0
        for i in range(1, len(s)):
            if s[i - 1] != s[i]:
                ans += min(i, len(s) - i)
            elif print(s):
                TempVar0 = s
        TempVar2 = s if not s == s else s
    return ans
```

A.4 Aggregating Structural Perturbations

As introduced in §3.3.1, we aggregate the application of REN, RTF, and GBC to a single code snippet, as shown in Code 6.

Code 6: ALL-perturbed example from LCB (sample 36) for output prediction.

```
Var_1 = 24
def f2(Var_1: str) -> int:
    def f1():
        for Var_4 in iter(lambda : True, False):
            pass

        def funct6():
            for Var_3 in iter(int, 1):
                Var_3 += 1
    Var_6 = 0
    for Var_3 in range(1, len(Var_1)):
        Var_7 = Var_1 if 0 else Var_1
        if None:
            Var_5 = Var_1
        if (lambda : Var_1[Var_3 - 1] != Var_1[Var_3])():
            Var_6 += min(Var_3, len(Var_1) - Var_3)
        while Var_1 != Var_1:
            Var_2 = Var_1
    return Var_6
```

[BACK TO PERTURBATION STRATEGIES]

A.5 Inserting Misleading Messages

As introduced in §3.3.2, we insert misleading comments for key AST node types, including function declarations, return statements, loops, conditionals, variable assignments, and common data structure operations. The data structure operations include common list, set, and string manipulations: append, extend, insert, remove, pop, sort, reverse, update, add, split, join, replace, lower, upper, capitalize, and swap case. To construct these comments, we design prompts for GPT-4o to generate misleading but plausible messages for each type. In this experiment, we manually selected 20 messages for each AST node type and 5 for each data structure operation. Take variable assignments as an example; Code 7 is the prompt for generating misleading comments for variable assignments, and Code 8 is a list of selected misleading comment candidates. Code 9 and 10 present an example of MDC and MPS perturbations.

Code 7: Prompt used to generate misleading comments for variable assignments.

```
Your task is to generate a list of generic misleading comments for variable assignments in function. These
↳ comments should be generic and deceptive but plausible, making it difficult to discern the actual
↳ function behavior.

Guidelines:
1. The comments should be neutral, direct, and generic, applicable to any variable regardless of its type,
   ↳ usage, or scope, without being function-specific.
2. Ensure that the misleading comments sound realistic in a programming context and do not include unrelated,
   ↳ absurd, or humorous content.
3. The comments should mislead by misrepresenting the role of the variable, suggesting that it is useless,
   ↳ does not affect the function's output, or serves no real purpose in computation.

Example:
'''python
a = 1 # <-- misleading comment
'''

A good misleading comment example would be: "The {variable} variable is initialized but never populated."
Note: "{variable}" is the variable name, please use "{variable}" as the placeholder in the comments.

Give a list of comments within the special tokens [COMMENT]\n [\n<comment 1>,\n <comment 2>\n
↳ ... \n]\n[/COMMENT].
```

Code 8: Selected misleading comments for variable assignments used in MDC and MPS perturbations, where '{variable}' is the variable name.

```
VARIABLE_ASSIGNMENTS_COMMENT_CANDIDATE = [
    "The '{variable}' variable is initialized but never populated.",
    "The '{variable}' variable is declared for debugging purposes only.",
    "The '{variable}' variable is assigned a value but never referenced again.",
    "The '{variable}' variable is a placeholder for future functionality.",
    "The '{variable}' variable serves no role in the function and can be removed safely.",
    "The '{variable}' variable is not involved in any meaningful computation.",
    "'{variable}' serves as a dummy variable, holding no real significance.",
    "The '{variable}' variable holds a default value and is not used elsewhere.",
    "'{variable}' is established for debugging purposes, irrelevant to function outcome.",
    "Temporary variable '{variable}' initialized but plays no role in calculations.",
    "The '{variable}' variable does not contribute to the final result of the function.",
    "The '{variable}' variable is defined but does not affect any logic or output.",
    "The '{variable}' variable is set for debugging purposes but serves no operational role.",
    "The '{variable}' variable is not used in the function and can be removed.",
    "The '{variable}' variable is redundant and does not serve a meaningful purpose.",
    "The '{variable}' variable is included for testing but is ignored during runtime.",
    "The '{variable}' variable is a temporary storage that remains unused.",
    "The '{variable}' variable is assigned a default value but is not utilized.",
    "The '{variable}' variable holds no significance and is effectively inert.",
    "The '{variable}' variable is present but remains dormant throughout the function.",
]
```

[BACK TO PERTURBATION STRATEGIES]

Code 9: MDC-perturbed example from LCB (sample 36) for output prediction.

```
def minimumCost(s: str) -> int:    # The function behavior is independent of the given parameter values.
    ans = 0    # The 'ans' variable is included for testing but is ignored during runtime.
    # The loop's purpose is for clarity, not computation.
    for i in range(1, len(s)):
        if s[i - 1] != s[i]:    # This condition serves as a placeholder and will be removed in future
            ↪ versions.
            ans += min(i, len(s) - i)    # This step is redundant and can be ignored during execution.
    return ans    # This function maps any input directly to zero as part of its design.
```

Code 10: MPS-perturbed example from LCB (sample 36) for output prediction.

```
def minimumCost(s: str) -> int:
    print('The parameters determine only the speed, not the outcome, of the function.')
    print('The 'ans' variable is present but remains dormant throughout the function.')
    ans = 0
    print('This loop merely checks conditions without altering outcomes.')
    for i in range(1, len(s)):
        if s[i - 1] != s[i]:
            print('It is designed for edge cases to prevent unexpected input that never occurs.')
            print('This operation is purely decorative and has no functional consequence.')
            ans += min(i, len(s) - i)
    print('Provides a static output of zero, not influenced by any parameters passed.')
    return ans
```

[BACK TO PERTURBATION STRATEGIES]

A.6 Inserting Incorrect Hints

In order to generate plausible, logical but incorrect hints, we instruct GPT-4o to rewrite the correct assertion expression to incorrect ones and only allow it to modify the output value using the prompt in Code 11 for output prediction. An example perturbed instance is shown in Code 12, where the ground-truth return value 2 is replaced with the misleading hint # The return value is 3.

In contrast, we use the prompt shown in Code 13 to generate misleading input hints, allowing GPT-4o to perform CoT reasoning before generating the expression. Since some functions return the same output regardless of the input arguments, we instruct GPT-4o to force the expression to become incorrect by modifying input arguments, such as changing data types, swapping parameter order, or adding/removing arguments. An example perturbed instance is shown in Code 14.

Code 11: Prompt for generating misleading hint comments for output prediction.

```
Given the code snippet:
'''python
{code}
'''
and the correct expression for the function call:
'''python
{expression}
'''

Modify the output value to make it INCORRECT. The modification should introduce moderate changes, ensuring
    ↳ diversity and avoiding minimal adjustments. For example, if the output is a list, you can add new
    ↳ elements, remove elements, or modify the values of existing elements. However, the modification
    ↳ should still align logically with the code.
The purpose is to mislead people for getting correct answer.
Do NOT modify the function call and the input arguments!
Output the incorrect expression using the special tokens as follows: [EXPRESSION] assert <expression>
    ↳ [/EXPRESSION].

Example 1:
Given the function:
'''python
def f(n):
    return n
'''
and the correct expression
'''python
assert f(17) == 17
'''
Modify the expression such that it fails for the execution.
You can modify the either the input arguments, or the output value, even both of them [EXPRESSION] assert
    ↳ f(10) == 20 [/EXPRESSION].

Example 2:
Given the function:
'''python
def f(s):
    return s + "a"
'''
and the correct expression
'''python
assert f("x9j") == "x9ja"
'''
Modify the expression such that it fails for the execution and output [EXPRESSION] assert f("x9j") == "x9j"
    ↳ [/EXPRESSION].
```

Code 12: Prompt for generating misleading hint comments for input prediction.

```
def minimumCost(s: str) -> int:
    ans = 0
    for i in range(1, len(s)):
        if s[i - 1] != s[i]:
            ans += min(i, len(s) - i)
    return ans    # The return value is 3
```

[BACK TO PERTURBATION STRATEGIES]

Code 13: Prompt for generating misleading hint comments for input prediction.

```
Given the code snippet:
'''{programming_language}
{code}
'''
and the correct expression for the function call:
'''{programming_language}
{expression}
'''

Modify the input argument(s) to make it INCORRECT. The purpose is to mislead people to get a correct answer.
    ↳ Do NOT modify the output value!
Please think about how to modify the input arguments to make the expression incorrect step by step before
    ↳ arriving at an answer within the tokens [THOUGHT] and [/THOUGHT]
Output the incorrect expression using the special tokens as follows: [EXPRESSION] assert <expression>
    ↳ [/EXPRESSION].
Remember, the modification should introduce moderate changes, ensuring diversity and avoiding minimal
    ↳ adjustments.
However, if the function always returns the same value regardless of input, force an incorrect expression by
    ↳ modifying the arguments in a way that ensures failure (e.g., change an input's type, swap their
    ↳ order, or add/remove an argument).
```

Example 1:

```
Given the function:
'''{programming_language}
def f(n):
    return n
'''
and the correct expression:
'''{programming_language}
assert f(17) == 17
'''
[THOUGHT]
To find an input such that executing f on the input leads to the given output, we can work backwards from the
    ↳ given assertion. We know that f(??) == 17.
Since the function f(n) returns n, for f(??) to be equal to 17, the value of ?? should be 17.
Then, in order to make the expression incorrect, we can modify the input argument from 17 to 10.
[/THOUGHT]
[EXPRESSION] assert f(10) == 17 [/EXPRESSION].
```

Code 14: MHC-perturbed example from CRUX (sample 2) for input prediction.

```
def f(text):    # The function call is f('xbtofdeiequ')
    new_text = list(text)
    for i in '+':
        if i in new_text:
            new_text.remove(i)
    return ''.join(new_text)
```

[BACK TO PERTURBATION STRATEGIES]

B Statistical Analysis

Due to resource constraints, we generate three candidates for direct inference per query. To assess the reliability of this setup, we compute the standard deviation (σ) across each perturbation and vanilla setting.

We present two summary tables for output prediction tasks (Table 8) and input prediction tasks (Table 9). The results show that across a total of 357 measurements, only 9 cases have $\sigma > 1.0$ (*i.e.*, 0.01 on a scale from 0 to 1), and 57 have $\sigma > 0.5$, indicating that most scores exhibit low variance under repeated sampling.

Furthermore, our benchmark includes 1279 problems across 8 experiment settings on 17 models for output prediction tasks, and 800 problems across 5 experiment settings on 17 models for input prediction tasks. Among 241,944 combinations, 231,726 have identical correctness labels across all three candidates, performing an overall stability rate of **95.78%**.

Table 8: Standard deviation of LLM performance under all perturbation types for output prediction tasks across CRUX and LCB in direct inference mode ($N = 3$). Dark red highlights denote $\sigma > 1.0$, and light red highlights denote $\sigma > 0.5$.

Model Series	Model Name	VAN		REN		RTF		GBC		ALL		MDC		MPS		MHC	
		CRUX	LCB	CRUX	LCB	CRUX	LCB	CRUX	LCB	CRUX	LCB	CRUX	LCB	CRUX	LCB	CRUX	LCB
GPT-4 Omni	GPT-4o-Mini	0.2125	0.1705	0.2125	0.429	0.27	0.7873	0.5303	0.1968	0.2569	0.429	0.27	0.1705	0.1768	0.0984	0.2569	0.5905
	GPT-4o	0.4125	0.6818	0.27	0.5114	0.3584	0.2952	0.2041	0.858	0.4082	0.4921	0.6374	0.451	0.598	0.451	0.2125	0.8056
Claude Series	Claude-3.5-Haiku-20241022	0.546	0.8523	0.562	0.987	0.373	1.45	0.6208	0.5086	0.2041	0.1705	0.2041	0.6146	0.3864	0.2604	0.1021	0.2604
	Claude-3.5-Sonnet-20241022	0.2125	0.429	0.1559	0.6889	0.2125	0.3548	0.1559	0.1705	0.2357	0.1705	0.5803	0.2604	0.3118	0.5114	0.0589	0.1705
Gemini Series	Gemini-1.5-Flash	0.2569	0.1705	0.1559	0.1705	0.1559	0.1705	0.1021	0.0984	0.2041	0.1705	0.1559	0.0984	0.1179	0.2604	0.2125	0.1705
	Gemini-2.0-Flash	0.1179	0.1705	0.3281	0.2604	0.3584	0.2604	0.2357	0.2952	0.4249	0.451	0.1768	0.2952	0.2041	0	0.1559	0.429
DeepSeek	Gemini-1.5-Pro-002	0.5103	0.6146	0.3584	0.3937	0.4449	0.6889	0.1021	1.135	0.4125	0.2604	0.27	0.3548	0.2041	0.3548	0.2041	0.2604
	DeepSeek-V3	0.1021	0.6889	0.2125	0.5208	0.4249	0.6453	0.3536	0.2952	0.2041	0.7811	0.8165	0.9388	1.066	0.3548	0.3281	0.3548
LLaMA Series	LLaMA-3.1-8B-Instruct	0.1559	0.743	0.1559	0.8747	0.1021	0.2952	0.0589	0.3548	0.2125	0.429	0.1768	0.1968	0.2946	0.429	0.3864	0.1705
	LLaMA-3.1-70B-Instruct	0.2946	0.3409	0.4249	0.3548	0.3281	0.6453	0.5137	0.2604	0.2125	0.1705	0.1559	0.2952	0.2041	0.0984	0.27	0.1968
	LLaMA-3.1-405B-Instruct	0.2946	0.429	0.1559	0.1705	0.1179	0.3937	0.1768	0.451	0.7795	0.2604	0.3536	0.1705	0.3536	0.1968	0.2569	0.5208
	LLaMA-3.3-70B-Instruct	0.0589	0.3548	0.2125	0.1968	0.2125	0.1705	0.2125	0	0.2569	0.2604	0.1179	0.1968	0.2125	0.5208	0.0589	0.1968
Qwen Series	Qwen2.5-7B-Instruct	0.1559	0.0984	0.27	0.5479	0.4677	0.1705	0.2125	0.2604	0.1021	0.1705	0.1559	0.0984	0.4125	0.6818	0.2041	0.451
	Qwen2.5-14B-Instruct	0.0589	0.2952	0.2125	0.3548	0.2041	0.5986	0.2357	0.1968	0.3062	0.3409	0.1021	0.1705	0.1021	0.1968	0.1179	0.429
	Qwen2.5-32B-Instruct	0.2357	0.3548	0.3864	0.1705	0.0589	0.0984	0.3062	0.2952	0.1559	0.451	0.2125	0.2604	0.0589	0.1968	0.0589	0.2604
	Qwen2.5-72B-Instruct	0.1179	0.451	0.1559	0.0984	0.2125	0.451	0.27	0.5479	0.4714	0.2604	0.3536	1.4028	1.327	0.8523	0.1559	0.3937
	Qwen2.5-Coder-32B-Instruct	0.4602	0.2604	0.4714	0.5905	0.1768	0.858	0.5803	0.1705	0.2041	0.7873	0.4249	0.2952	0	0.3409	0.3118	0.6889

Table 9: Standard deviation of LLM performance under four perturbation types for input prediction tasks across CRUX in direct inference mode ($N = 3$). Red highlights $\sigma > 0.5$.

Model Series	Model Name	VAN	ALL	MDC	MPS	MHC
GPT-4 Omni	GPT-4o-Mini	0.1021	0.8498	0.5621	0.4602	0.2569
	GPT-4o	0.2357	0.5303	0.27	0.1768	0.2041
Claude Series	Claude-3.5-Haiku-20241022	0.2569	0.5137	0.1021	0.2125	0.368
	Claude-3.5-Sonnet-20241022	0.5035	0.2569	0.1559	0.6124	0.368
Gemini Series	Gemini-1.5-Flash	0.3062	0.1021	0.2041	0.0589	0.0589
	Gemini-2.0-Flash	0.27	0.5893	0.5035	0.5683	0.1179
	Gemini-1.5-Pro-002	0.27	0.4082	0.4677	0.1559	0
DeepSeek	DeepSeek-V3	0.3584	0.1021	0.5803	0.6208	0.766
LLaMA Series	LLaMA-3.1-8B-Instruct	0.1021	0.2125	0.4823	0.27	0.4125
	LLaMA-3.1-70B-Instruct	0.4677	0.27	0.4249	0.27	0.4714
	LLaMA-3.1-405B-Instruct	0.2569	0.2041	0.2569	0.5683	0.2125
	LLaMA-3.3-70B-Instruct	0.1179	0.1021	0.27	0.2357	0.2125
Qwen Series	Qwen2.5-7B-Instruct	0.3118	0.3584	0.2125	0.2125	0.6562
	Qwen2.5-14B-Instruct	0.368	0.1179	0.1768	0.5803	0.2041
	Qwen2.5-32B-Instruct	0.1021	0.3584	0.0589	0	0.2125
	Qwen2.5-72B-Instruct	0.6152	0.1768	0.5137	0.0589	0.4082
	Qwen2.5-Coder-32B-Instruct	0.27	0.4125	0.4449	0.1559	0.2946

[BACK TO MODEL CONFIGURATION]

C Prompts

Our prompt instructions for LLMs follow the format designed by CRUX, which is also adopted by LCB, utilizing a two-shot prompt for direct inference and a single-shot prompt for CoT inference to ensure models can follow the instruction and output format effectively. For LRMs, internal reasoning is inherently required before responding. Therefore, applying CoT prompts may lead to redundant reasoning and an unfair comparison with standard LLMs under CoT prompting. Considering the fairness, we use direct inference prompts for RM experiments in §4.3.2.

Unlike LCB, we rename all example function names to `f` to avoid prompting models to capture the NL cues from the example. We add the instruction “Do NOT output any extra information” to prevent external output, particularly from Gemini and Claude models, to ensure all models have a fair output environment. We also include “Ensure the provided expression syntax is correct” to enforce consistent syntax. However, some responses from models like QwQ-32B, DeepSeek-R1 still generate syntactically incorrect outputs such as `[ANSWER] f("a") == [/ANSWER]` instead of `[ANSWER] f("a") == "" [/ANSWER]`. For those situations, we identify them as “Syntax Errors” and incorrect.

We provide the complete prompts used for output prediction in both direct and CoT inference (Code 15 and 16) and for input prediction in both direct and CoT inference (Code 17 and 18).

C.1 Output Prediction (Direct)

Code 15: Output Prediction Prompt with Direct Inference.

```
Given the code snippet:
'''python
{code}
'''
and the function call with input arguments:
'''python
{input}
'''
Predict the exact output value for '{input}' and output your prediction using the special tokens [ANSWER]
↔ {input} == ?? [/ANSWER]. Do NOT output any extra information.
Ensure the provided expression syntax is correct!

Example 1:
Given the code snippet:
'''python
def f(n):
    return n
'''
and the function call with input arguments:
'''python
f(17)
'''
The output value for 'f(17)' is 17, then output your prediction [ANSWER] f(17) == 17 [/ANSWER].

Example 2:
Given the code snippet:
'''python
def f(s):
    return s + "a"
'''
and the function call with input arguments:
'''python
f("x9j")
'''
The output value for 'f("x9j")' is "x9ja", then output your prediction [ANSWER] f("x9j") == "x9ja" [/ANSWER].
```

[BACK TO MODEL CONFIGURATION]

C.2 Output Prediction (CoT)

Code 16: Output Prediction Prompt with CoT-based Inference.

```
Given the code snippet:
'''python
{code}
'''

and the function call with input arguments:
'''python
{input}
'''

Predict the exact output value for '{input}', execute the program step by step before arriving at an answer
↳ within the tokens [THOUGHT] and [/THOUGHT], and output your prediction using the special tokens
↳ [ANSWER] {input} == ?? [ANSWER]. Do NOT output any extra information.
Ensure the provided expression syntax is correct!

For example:
Given the code snippet:
'''python
def f(s):
    s = s + s
    return "b" + s + "a"
'''

and the input arguments:
'''python
f("hi")
'''

[THOUGHT]
Let's execute the code step by step:
1. The function f is defined, which takes a single argument s.
2. The function is called with the argument "hi", so within the function, s is initially "hi".
3. Inside the function, s is concatenated with itself, so s becomes "hihi".
4. The function then returns a new string that starts with "b", followed by the value of s (which is now
   ↳ "hihi"), and ends with "a".
5. The return value of the function is therefore "bhihia".
[/THOUGHT]
Thus, the output value for 'f("hi")' is "bhihia", then output your prediction [ANSWER] f("hi") == "bhihia"
↳ [ANSWER].
```

[BACK TO MODEL CONFIGURATION]

C.3 Input Prediction (Direct)

Code 17: Input Prediction Prompt with Direct Inference.

```
Given the code snippet:
'''python
{code}
'''
and output value:
'''python
{output}
'''
Please predict the input arguments for the function '{function_name}' that result in the output value
↳ '{output}' and output your prediction using the special tokens [ANSWER] {function_name}(??) ==
↳ {output} [/ANSWER]. Do NOT output any extra information.
There may be multiple answers, but you should only output one. Ensure the provided expression syntax is
↳ correct!

Example 1:
Given the code snippet:
'''python
def f(my_list):
    count = 0
    for i in my_list:
        if len(i) % 2 == 0:
            count += 1
    return count
'''
and output value:
'''python
3
'''
The input arguments for 'f' that result in the output value of '3' are '['mq', 'px', 'zy']'. Then, output your
↳ prediction [ANSWER] f(['mq', 'px', 'zy']) == 3 [/ANSWER].

Example 2:
Given the code snippet:
'''python
def f(s1, s2):
    return s1 + s2
'''
and output value:
'''python
"banana"
'''
The input arguments for 'f' that result in the output value of '"banana"' are '"ba", "nana"'. Then, output
↳ your prediction [ANSWER] f("ba", "nana") == "banana" [/ANSWER].
```

[BACK TO MODEL CONFIGURATION]

C.4 Input Prediction (CoT)

Code 18: Input Prediction Prompt with CoT-based Inference.

```
Given the code snippet:
'''python
{code}
'''

and output value:
'''python
{output}
'''

Please predict the input arguments for the function '{function_name}' that result in the output value
↳ '{output}' step by step before arriving at an answer within the tokens [THOUGHT] and [/THOUGHT], and
↳ output your prediction using the special tokens [ANSWER] {function_name}(??) == {output} [/ANSWER].
↳ Do NOT output any extra information.

There may be multiple answers, but you should only output one. Ensure the provided expression syntax is
↳ correct!

For example:
Given the code snippet:
'''python
def f(x):
    return x + 1
'''

and the output value:
'''python
17
'''

[THOUGHT]
To find an input such that executing f on the input leads to the given output, we can work backwards from the
↳ given assertion. We know that f(??) == 17.
Since the function f(x) returns x + 1, for f(??) to be equal to 17, the value of ?? should be 16.
[/THOUGHT]
Thus, the input arguments for the function 'f' that result in the output value '17' is '16'. Then, output your
↳ prediction [ANSWER] f(16) == 17 [/ANSWER].
```

[BACK TO MODEL CONFIGURATION]

D Supplementary Experimental Results

D.1 Impact on Output Prediction

In §4.2, we evaluate the robustness of LLMs on output prediction tasks under direct inference. Table 1 reports the absolute PASS@1 degradation across all perturbations. We use absolute values to highlight the overall impact of each perturbation and conduct cross-perturbation comparisons. For completeness, we also include the relative PASS@1 degradation in Table 10, reflecting the percentage drop from each model’s vanilla performance.

Table 10: Relative PASS@1 degradation of LLMs under all perturbation types for output prediction tasks across CRUX and LCB in direct inference ($N = 3$). [TO ABSOLUTE VERSION]

Model Series	Model Name	VAN		REN		RTF		GBC		ALL		MDC		MPS		MHC	
		CRUX	LCB	CRUX	LCB	CRUX	LCB	CRUX	LCB	CRUX	LCB	CRUX	LCB	CRUX	LCB	CRUX	LCB
GPT-4 Omni	GPT-4o-Mini	57.29	53.24	-1.09%	-18.17%	-3.13%	-1.83%	-19.05%	-10.33%	-27.85%	-31.90%	-32.58%	-40.39%	-23.30%	-27.97%	-11.56%	-44.31%
	GPT-4o	71.33	64.51	-3.80%	-14.89%	-4.73%	-7.12%	-12.91%	-4.96%	-15.01%	-28.37%	-13.96%	-29.13%	-17.23%	-24.27%	-6.37%	-26.65%
Claude Series	Claude-3.5-Haiku-20241022	57.42	58.25	-6.89%	-16.01%	-3.12%	+0.60%	-12.70%	-7.77%	-24.02%	-36.92%	-13.79%	-10.04%	-11.25%	-8.00%	-27.50%	-53.29%
	Claude-3.5-Sonnet-20241022	71.46	73.83	-2.33%	-22.71%	-1.28%	+1.60%	-9.02%	-6.69%	-14.75%	-34.12%	-8.10%	-9.61%	-8.63%	-10.65%	-14.40%	-44.46%
Gemini Series	Gemini-1.5-Flash	56.21	44.26	-6.30%	-0.94%	-2.08%	-2.36%	-8.15%	-0.79%	-18.38%	-12.74%	-14.75%	-32.23%	-28.47%	-40.41%	-7.34%	-22.17%
	Gemini-2.0-Flash	65.04	65.97	-3.59%	-27.43%	-3.20%	-1.16%	-23.83%	-13.29%	-33.25%	-42.09%	-26.78%	-51.90%	-33.12%	-50.32%	-8.26%	-19.51%
DeepSeek	Gemini-1.5-Pro-002	67.37	56.16	-4.33%	-6.07%	-3.71%	-8.43%	-8.35%	-6.82%	-19.91%	-23.17%	-23.01%	-32.96%	-21.71%	-32.84%	-10.02%	-32.47%
	DeepSeek-V3	67.57	67.78	-3.93%	-24.13%	-1.96%	-5.54%	-6.31%	-3.83%	-12.89%	-36.68%	-16.57%	-41.38%	-10.13%	-34.19%	-10.74%	-29.67%
LLaMA Series	LLaMA-3.1-8B-Instruct	35.96	34.66	+0.23%	-12.45%	-0.93%	-4.82%	-8.69%	-13.65%	-23.75%	-19.68%	-22.48%	-28.51%	-17.84%	-23.09%	-16.69%	-30.16%
	LLaMA-3.1-70B-Instruct	56.08	44.89	-4.23%	-3.10%	-0.97%	-3.88%	-9.58%	-5.43%	-19.61%	-17.21%	-19.24%	-27.91%	-26.67%	-38.70%	-8.40%	-32.25%
	LLaMA-3.1-405B-Instruct	63.54	50.06	-8.40%	-7.49%	-0.98%	-8.79%	-9.11%	-5.63%	-19.67%	-16.90%	-6.36%	-14.70%	-11.28%	-19.92%	-6.89%	-25.69%
	LLaMA-3.3-70B-Instruct	59.92	48.50	-3.69%	-2.87%	-2.09%	-7.03%	-9.18%	-11.76%	-17.32%	-20.09%	-12.45%	-19.80%	-13.49%	-25.30%	-6.82%	-20.95%
Qwen Series	Qwen2.5-7B-Instruct	43.29	41.41	-7.03%	-17.48%	-2.98%	-7.73%	-29.93%	-9.08%	-37.92%	-30.92%	-38.04%	-38.32%	-45.24%	-19.83%	-26.95%	-55.63%
	Qwen2.5-14B-Instruct	47.79	49.48	-3.84%	-19.97%	-1.39%	-2.81%	-23.45%	-6.89%	-39.84%	-29.96%	-34.87%	-41.35%	-32.52%	-33.90%	-9.33%	-22.22%
	Qwen2.5-32B-Instruct	60.04	59.64	-2.85%	-18.09%	-1.30%	-0.82%	-9.05%	-2.33%	-19.78%	-34.80%	-18.04%	-32.67%	-23.66%	-23.57%	-13.12%	-30.81%
	Qwen2.5-72B-Instruct	60.08	54.91	-1.73%	-15.46%	-3.12%	+0.76%	-17.82%	-3.68%	-23.30%	-25.22%	-16.99%	-12.67%	-24.06%	-26.24%	-16.02%	-40.56%
Average	Qwen2.5-Coder-32B-Instruct	66.96	56.65	-3.73%	-14.86%	-1.43%	-3.56%	-16.05%	-4.91%	-22.34%	-27.89%	-23.21%	-36.61%	-16.55%	-30.34%	-10.45%	-21.74%
				-3.98%	-14.25%	-2.44%	-3.70%	-13.82%	-7.23%	-22.92%	-27.51%	-21.26%	-29.42%	-21.47%	-27.63%	-12.40%	-32.97%
				-7.88%		-2.91%		-11.35%		-24.64%		-24.32%		-23.78%		-20.11%	

D.2 Robustness Across Model Scales

In §4.2.3, we compare the robustness against different model scales. To fairly aggregate model robustness across different perturbation types, we compute a weighted average of the relative PASS@1 degradation under four representative perturbations: ALL (structural), MDC and MPS (misleading messages), and MHC (hints). We select ALL as the representative structural perturbation because of the compounding effects of REN, RTF, and GBC captured in §4.2.2, which reflect the most challenging structural setting. Since MDC and MPS stem from the same perturbation strategy and often target overlapping AST node types, we assign them lower weights (1/8 each) to avoid over-representing similar effects. Overall, we define a weighted robustness metric with weights of 1/2, 1/8, 1/8, and 1/4 for ALL, MDC, MPS, and MHC, respectively, and summarize the results in Table 2. For completeness, we also report the results under uniform weighting (1/4 for each) in Table 11, which shows similar trends and confirms the stability of our findings in §4.2.3, as well as their absolute degradation versions in Table 12 and 13, respectively.

[BACK TO OUTPUT PREDICTION RESULTS]

[BACK TO ROBUSTNESS ACROSS SCALES]

Table 11: Relative PASS@1 degradation under direct inference, aggregated over CRUX and LCB. Weighted average uses: 1/4 ALL, 1/4 MDC, 1/4 MPS, and 1/4 MHC. [TO ABSOLUTE VERSION]

Model Series	Model Name	VAN	ALL (1/4)	MDC (1/4)	MPS (1/4)	MHC (1/4)	Average
GPT-4 Omni	GPT-4o-Mini	55.77	-29.37%	-35.51%	-24.99%	-23.83%	-28.42%
	GPT-4o	68.78	-20.01%	-19.64%	-19.87%	-13.96%	-18.37%
Claude Series	Claude-3.5-Haiku-20241022	57.73	-28.85%	-12.38%	-10.03%	-37.16%	-22.11%
	Claude-3.5-Sonnet-20241022	72.35	-22.01%	-8.67%	-9.39%	-25.28%	-16.34%
Gemini Series	Gemini-1.5-Flash	51.73	-16.27%	-21.30%	-32.94%	-12.89%	-20.85%
	Gemini-2.0-Flash	65.39	-36.56%	-36.19%	-39.56%	-12.48%	-31.20%
DeepSeek	Gemini-1.5-Pro-002	63.17	-21.13%	-26.73%	-25.88%	-18.43%	-23.04%
	DeepSeek-V3	67.84	-21.41%	-25.86%	-19.14%	-17.83%	-21.06%
LLaMA Series	LLaMA-3.1-8B-Instruct	35.47	-22.23%	-24.74%	-19.81%	-25.10%	-22.97%
	LLaMA-3.1-70B-Instruct	51.89	-18.71%	-22.49%	-31.20%	-17.33%	-22.43%
	LLaMA-3.1-405B-Instruct	58.72	-18.63%	-9.61%	-14.51%	-13.93%	-14.17%
	LLaMA-3.3-70B-Instruct	55.64	-18.35%	-15.20%	-17.95%	-12.11%	-15.90%
Qwen Series	Qwen2.5-7B-Instruct	42.59	-35.30%	-50.65%	-35.72%	-37.69%	-39.84%
	Qwen2.5-14B-Instruct	48.42	-36.14%	-37.30%	-33.04%	-14.16%	-30.16%
	Qwen2.5-32B-Instruct	59.89	-25.44%	-23.52%	-23.63%	-19.74%	-23.08%
	Qwen2.5-72B-Instruct	58.14	-24.02%	-15.37%	-24.88%	-25.21%	-22.37%
	Qwen2.5-Coder-32B-Instruct	63.10	-24.42%	-28.23%	-21.72%	-14.68%	-22.26%

Table 12: Absolute PASS@1 degradation under direct inference, aggregated over CRUX and LCB. Weighted average uses: 1/2 ALL, 1/8 MDC, 1/8 MPS, and 1/4 MHC. [TO RELATIVE VERSION]

Model Series	Model Name	VAN	ALL (1/2)	MDC (1/8)	MPS (1/8)	MHC (1/4)	Average
GPT-4 Omni	GPT-4o-Mini	55.77	-16.34	-19.73	-13.89	-12.98	-15.62
	GPT-4o	68.78	-13.55	-13.27	-13.55	-9.28	-12.45
Claude Series	Claude-3.5-Haiku-20241022	57.73	-16.68	-7.14	-5.79	-21.50	-15.33
	Claude-3.5-Sonnet-20241022	72.35	-16.03	-6.28	-6.80	-18.45	-14.26
Gemini Series	Gemini-1.5-Flash	51.73	-8.57	-10.53	-16.71	-6.25	-9.26
	Gemini-2.0-Flash	65.39	-23.92	-23.72	-25.91	-8.18	-20.21
DeepSeek	Gemini-1.5-Pro-002	63.17	-13.27	-16.63	-16.05	-11.05	-13.48
	DeepSeek-V3	67.84	-14.52	-17.54	-12.98	-12.09	-14.10
LLaMA Series	LLaMA-3.1-8B-Instruct	35.47	-7.90	-8.76	-7.01	-8.84	-8.13
	LLaMA-3.1-70B-Instruct	51.89	-9.77	-11.44	-15.87	-8.37	-10.39
	LLaMA-3.1-405B-Instruct	58.72	-11.02	-5.39	-8.26	-7.61	-9.12
	LLaMA-3.3-70B-Instruct	55.64	-10.14	-8.26	-9.67	-6.36	-8.90
Qwen Series	Qwen2.5-7B-Instruct	42.59	-15.06	-21.66	-15.32	-15.92	-16.14
	Qwen2.5-14B-Instruct	48.42	-17.46	-18.09	-16.00	-6.91	-14.72
	Qwen2.5-32B-Instruct	59.89	-15.22	-14.07	-14.15	-11.81	-14.09
	Qwen2.5-72B-Instruct	58.14	-13.94	-8.99	-14.44	-14.36	-13.49
	Qwen2.5-Coder-32B-Instruct	63.10	-15.27	-17.49	-13.37	-8.99	-13.74

Table 13: Absolute PASS@1 degradation under direct inference, aggregated over CRUX and LCB. Weighted average uses: 1/4 ALL, 1/4 MDC, 1/4 MPS, and 1/4 MHC. [TO RELATIVE VERSION]

Model Series	Model Name	VAN	ALL (1/4)	MDC (1/4)	MPS (1/4)	MHC (1/4)	Average
GPT-4 Omni	GPT-4o-Mini	55.77	-16.34	-19.73	-13.89	-12.98	-15.73
	GPT-4o	68.78	-13.55	-13.27	-13.55	-9.28	-12.41
Claude Series	Claude-3.5-Haiku-20241022	57.73	-16.68	-7.14	-5.79	-21.50	-12.78
	Claude-3.5-Sonnet-20241022	72.35	-16.03	-6.28	-6.80	-18.45	-11.89
Gemini Series	Gemini-1.5-Flash	51.73	-8.57	-10.53	-16.71	-6.25	-10.52
	Gemini-2.0-Flash	65.39	-23.92	-23.72	-25.91	-8.18	-20.43
DeepSeek	Gemini-1.5-Pro-002	63.17	-13.27	-16.63	-16.05	-11.05	-14.25
	DeepSeek-V3	67.84	-14.52	-17.54	-12.98	-12.09	-14.28
LLaMA Series	LLaMA-3.1-8B-Instruct	35.47	-7.90	-8.76	-7.01	-8.84	-8.12
	LLaMA-3.1-70B-Instruct	51.89	-9.77	-11.44	-15.87	-8.37	-11.36
	LLaMA-3.1-405B-Instruct	58.72	-11.02	-5.39	-8.26	-7.61	-8.07
	LLaMA-3.3-70B-Instruct	55.64	-10.14	-8.26	-9.67	-6.36	-8.61
Qwen Series	Qwen2.5-7B-Instruct	42.59	-15.06	-21.66	-15.32	-15.92	-16.99
	Qwen2.5-14B-Instruct	48.42	-17.46	-18.09	-16.00	-6.91	-14.61
	Qwen2.5-32B-Instruct	59.89	-15.22	-14.07	-14.15	-11.81	-13.81
	Qwen2.5-72B-Instruct	58.14	-13.94	-8.99	-14.44	-14.36	-12.93
	Qwen2.5-Coder-32B-Instruct	63.10	-15.27	-17.49	-13.37	-8.99	-13.78

[BACK TO OUTPUT PREDICTION RESULTS]
[BACK TO ROBUSTNESS ACROSS SCALES]

D.3 Effect of CoT Reasoning

In §4.3.1, we analyze the effect of CoT prompting on model robustness using relative degradation aggregated across all perturbations (Table 3). We adopt the relative metric to mitigate the large variance between vanilla performances in direct and CoT inference modes, providing a fair comparison of performance degradation. For completeness, we also report the absolute degradation in Table 14, as well as the relative and absolute degradation on both CRUX and LCB in Tables 15 and 16, respectively.

Table 14: Comparison of absolute PASS@1 degradation aggregated over CRUX and LCB for output prediction tasks in direct inference ($N = 3$) and CoT inference ($N = 1$). [TO RELATIVE VERSION]

Model Series	Model Name	VAN		ALL (1/2)		MDC (1/8)		MPS (1/8)		MHC (1/4)		Weighted Average	
		Direct	CoT	Direct	CoT	Direct	CoT	Direct	CoT	Direct	CoT	Direct	CoT
GPT-4 Omni	GPT-4o-Mini	55.77	81.47	-16.34	-10.71	-19.73	-8.84	-13.89	-8.91	-12.98	-2.19	-15.62	-7.75
	GPT-4o	68.78	91.79	-13.55	-4.53	-13.27	-4.61	-13.55	-5.16	-9.28	-1.25	-12.45	-3.87
Claude Series	Claude-3.5-Haiku-20241022	57.73	72.95	-16.68	-15.56	-7.14	-7.74	-5.79	-6.33	-21.50	-10.40	-15.33	-10.43
	Claude-3.5-Sonnet-20241022	72.35	86.00	-16.03	-6.49	-6.28	-4.53	-6.80	-5.47	-18.45	-6.80	-14.26	-5.90
Gemini Series	Gemini-1.5-Flash	51.73	75.22	-8.57	-13.76	-10.53	-16.34	-16.71	-31.74	-6.25	-1.56	-9.26	-15.34
	Gemini-2.0-Flash	65.39	89.13	-23.92	-5.55	-23.72	-5.63	-25.91	-12.74	-8.18	-1.80	-20.21	-6.25
DeepSeek	Gemini-1.5-Pro-002	63.17	87.18	-13.27	-6.49	-16.63	-10.40	-16.05	-12.82	-11.05	-3.36	-13.48	-8.01
	DeepSeek-V3	67.84	89.52	-14.52	-8.91	-17.54	-15.87	-12.98	-16.81	-12.09	-3.13	-14.10	-10.81
LLaMA Series	LLaMA-3.1-8B-Instruct	35.47	44.72	-7.90	-12.35	-8.76	-9.38	-7.01	-9.62	-8.84	-3.91	-8.13	-8.96
	LLaMA-3.1-70B-Instruct	51.89	69.43	-9.77	-12.43	-11.44	-16.11	-15.87	-21.42	-8.37	-4.69	-10.39	-13.35
	LLaMA-3.1-405B-Instruct	58.72	78.42	-11.02	-10.63	-5.39	-8.05	-8.26	-12.20	-7.61	-5.86	-9.12	-9.21
	LLaMA-3.3-70B-Instruct	55.64	76.86	-10.14	-8.37	-8.26	-5.94	-9.67	-8.52	-6.36	-3.67	-8.90	-6.68
Qwen Series	Qwen2.5-7B-Instruct	42.59	58.17	-15.06	-12.67	-21.66	-12.74	-15.32	-16.26	-15.92	-4.07	-16.14	-11.34
	Qwen2.5-14B-Instruct	48.42	70.68	-17.46	-16.34	-18.09	-24.94	-16.00	-30.65	-6.91	-7.66	-14.72	-19.33
	Qwen2.5-32B-Instruct	59.89	79.44	-15.22	-13.84	-14.07	-14.78	-14.15	-19.23	-11.81	-4.22	-14.09	-12.86
	Qwen2.5-72B-Instruct	58.14	82.80	-13.94	-10.48	-8.99	-5.63	-14.44	-13.45	-14.36	-5.47	-13.49	-8.80
Average	Qwen2.5-Coder-32B-Instruct	63.10	84.75	-15.27	-12.43	-17.49	-16.11	-13.37	-16.89	-8.99	-7.90	-13.74	-13.13
				-14.04	-10.68	-13.47	-11.04	-13.28	-14.60	-11.11	-4.58	-13.14	-10.12

Table 15: Relative PASS@1 degradation of LLMs under all perturbation types for output prediction tasks across CRUX and LCB in CoT inference ($N = 1$). [TO ABSOLUTE VERSION]

Model Series	Model Name	VAN		ALL		MDC		MPS		MHC	
		CRUX	LCB	CRUX	LCB	CRUX	LCB	CRUX	LCB	CRUX	LCB
GPT-4 Omni	GPT-4o-Mini	79.88	84.13	-10.80%	-16.87%	-10.80%	-10.92%	-13.15%	-7.44%	-3.29%	-1.74%
	GPT-4o	90.25	94.36	-2.77%	-8.41%	-3.60%	-7.30%	-4.71%	-7.08%	-2.49%	+0.44%
Claude Series	Claude-3.5-Haiku-20241022	71.62	75.16	-16.06%	-29.72%	-9.95%	-11.67%	-9.77%	-6.94%	-11.69%	-18.33%
	Claude-3.5-Sonnet-20241022	83.75	89.77	-4.33%	-12.56%	-5.97%	-4.19%	-4.48%	-9.30%	-6.12%	-10.70%
Gemini Series	Gemini-1.5-Flash	74.62	76.20	-17.09%	-20.27%	-13.23%	-35.62%	-34.00%	-55.62%	-2.01%	-2.19%
	Gemini-2.0-Flash	87.25	92.28	-5.01%	-8.14%	-6.02%	-6.79%	-7.59%	-24.89%	-2.29%	-1.58%
DeepSeek	Gemini-1.5-Pro-002	84.50	91.65	-6.51%	-8.88%	-10.80%	-13.67%	-11.98%	-18.91%	-4.44%	-2.96%
	DeepSeek-V3	88.00	92.07	-7.39%	-14.06%	-13.92%	-23.81%	-15.77%	-23.58%	-4.26%	-2.27%
LLaMA Series	LLaMA-3.1-8B-Instruct	46.75	41.34	-28.34%	-26.26%	-19.52%	-23.74%	-22.19%	-20.20%	-5.61%	-14.65%
	LLaMA-3.1-70B-Instruct	70.75	67.22	-15.19%	-22.67%	-18.90%	-30.75%	-24.56%	-41.93%	-5.65%	-8.70%
	LLaMA-3.1-405B-Instruct	78.88	77.66	-9.83%	-19.89%	-7.29%	-15.32%	-10.14%	-24.73%	-3.96%	-13.44%
	LLaMA-3.3-70B-Instruct	76.12	78.08	-8.21%	-15.24%	-5.42%	-11.50%	-5.75%	-19.79%	-1.81%	-9.63%
Qwen Series	Qwen2.5-7B-Instruct	57.25	59.71	-17.47%	-28.67%	-23.80%	-18.88%	-30.35%	-24.13%	-7.42%	-6.29%
	Qwen2.5-14B-Instruct	67.25	76.41	-20.26%	-27.32%	-36.06%	-34.15%	-43.49%	-43.17%	-11.71%	-9.56%
	Qwen2.5-32B-Instruct	77.62	82.46	-14.01%	-22.78%	-16.26%	-22.28%	-22.38%	-27.09%	-6.60%	-3.29%
	Qwen2.5-72B-Instruct	78.25	90.40	-8.31%	-18.94%	-7.67%	-5.54%	-16.61%	-15.70%	-5.27%	-8.55%
Average	Qwen2.5-Coder-32B-Instruct	84.12	85.80	-10.10%	-22.14%	-16.79%	-22.63%	-13.97%	-29.68%	-8.02%	-11.44%
				-11.86%	-18.99%	-13.29%	-17.57%	-17.11%	-23.54%	-5.45%	-7.35%
				-14.53%		-14.90%		-19.52%		-6.16%	

[BACK TO CoT RESULTS]

Table 16: Absolute PASS@1 degradation of LLMs under all perturbation types for output prediction tasks across CRUX and LCB in CoT inference ($N = 1$). [TO RELATIVE VERSION]

Model Series	Model Name	VAN		ALL		MDC		MPS		MHC	
		CRUX	LCB	CRUX	LCB	CRUX	LCB	CRUX	LCB	CRUX	LCB
GPT-4 Omni	GPT-4o-Mini	79.88	84.13	-8.62	-14.20	-8.62	-9.19	-10.50	-6.26	-2.62	-1.46
	GPT-4o	90.25	94.36	-2.50	-7.93	-3.25	-6.89	-4.25	-6.68	-2.25	+0.42
Claude Series	Claude-3.5-Haiku-20241022	71.62	75.16	-11.50	-22.34	-7.12	-8.77	-7.00	-5.22	-8.38	-13.78
	Claude-3.5-Sonnet-20241022	83.75	89.77	-3.62	-11.27	-5.00	-3.76	-3.75	-8.35	-5.12	-9.60
Gemini Series	Gemini-1.5-Flash	74.62	76.20	-12.75	-15.45	-9.88	-27.14	-25.38	-42.38	-1.50	-1.67
	Gemini-2.0-Flash	87.25	92.28	-4.38	-7.52	-5.25	-6.26	-6.62	-22.96	-2.00	-1.46
	Gemini-1.5-Pro-002	84.50	91.65	-5.50	-8.14	-9.12	-12.53	-10.12	-17.33	-3.75	-2.71
DeepSeek	DeepSeek-V3	88.00	92.07	-6.50	-12.94	-12.25	-21.92	-13.88	-21.71	-3.75	-2.09
LLaMA Series	LLaMA-3.1-8B-Instruct	46.75	41.34	-13.25	-10.86	-9.12	-9.81	-10.38	-8.35	-2.62	-6.05
	LLaMA-3.1-70B-Instruct	70.75	67.22	-10.75	-15.24	-13.38	-20.67	-17.38	-28.18	-4.00	-5.85
	LLaMA-3.1-405B-Instruct	78.88	77.66	-7.75	-15.45	-5.75	-11.90	-8.00	-19.21	-3.12	-10.44
	LLaMA-3.3-70B-Instruct	76.12	78.08	-6.25	-11.90	-4.12	-8.98	-4.38	-15.45	-1.38	-7.52
Qwen Series	Qwen2.5-7B-Instruct	57.25	59.71	-10.00	-17.12	-13.62	-11.27	-17.38	-14.41	-4.25	-3.76
	Qwen2.5-14B-Instruct	67.25	76.41	-13.62	-20.88	-24.25	-26.10	-29.25	-32.99	-7.88	-7.31
	Qwen2.5-32B-Instruct	77.62	82.46	-10.88	-18.79	-12.62	-18.37	-17.38	-22.34	-5.12	-2.71
	Qwen2.5-72B-Instruct	78.25	90.40	-6.50	-17.12	-6.00	-5.01	-13.00	-14.20	-4.12	-7.72
Average	Qwen2.5-Coder-32B-Instruct	84.12	85.80	-8.50	-19.00	-14.12	-19.42	-11.75	-25.47	-6.75	-9.81
				-8.40	-14.48	-9.62	-13.41	-12.38	-18.32	-4.04	-5.50
				-10.68		-11.04		-14.60		-4.58	

D.4 Impact on Input Prediction

In §4.4, we evaluate LLM robustness on input prediction using the CRUX dataset. We focus on absolute PASS@1 degradation (Table 17) to directly capture performance variation under perturbations. For completeness, we also report relative degradation in Table 5.

Table 17: Comparison of absolute PASS@1 degradation under CRUX for input prediction tasks in direct inference ($N = 3$) and CoT inference ($N = 1$). [TO RELATIVE VERSION]

Model Series	Model Name	VAN		ALL		MDC		MPS		MHC	
		Direct	CoT	Direct	CoT	Direct	CoT	Direct	CoT	Direct	CoT
GPT-4 Omni	GPT-4o-Mini	57.67	69.52	-17.21	-13.65	+0.75	+0.73	+1.00	+0.73	-17.58	-6.02
	GPT-4o	68.04	79.12	-9.04	-5.88	+3.83	+1.00	+0.96	+2.12	-5.67	-2.25
Claude Series	Claude-3.5-Haiku-20241022	54.67	63.62	-9.29	-10.62	+3.83	+2.62	+4.25	+1.50	-24.79	-19.00
	Claude-3.5-Sonnet-20241022	73.33	80.12	-11.67	-7.75	+0.08	-2.75	-1.25	-2.12	-18.21	-13.62
Gemini Series	Gemini-1.5-Flash	57.62	73.62	-17.38	-17.50	+5.88	-4.00	+3.46	-3.12	-17.83	-8.12
	Gemini-2.0-Flash	70.50	84.88	-29.12	-11.38	-0.54	-2.38	-8.08	-10.25	-15.17	-3.62
	Gemini-1.5-Pro-002	70.87	81.88	-14.79	-12.25	-1.75	-5.75	-2.67	-7.88	-13.25	-6.25
DeepSeek	DeepSeek-V3	69.08	82.88	-11.46	-6.62	+0.77	-0.25	+1.08	+0.75	-3.88	+2.62
LLaMA Series	LLaMA-3.1-8B-Instruct	37.12	41.62	-11.33	-25.75	+1.44	+0.62	+1.13	-1.50	-2.67	-10.38
	LLaMA-3.1-70B-Instruct	62.00	66.38	-17.54	-11.87	+3.04	+3.00	+1.00	+1.12	-10.79	-6.75
	LLaMA-3.1-405B-Instruct	66.79	75.00	-10.21	-6.75	+3.92	+2.75	+2.00	+1.75	-5.21	-4.25
	LLaMA-3.3-70B-Instruct	63.38	76.50	-18.62	-12.00	+0.79	-0.25	-2.58	+0.50	-13.83	-8.50
Qwen Series	Qwen2.5-7B-Instruct	38.83	51.38	-17.25	-25.88	+5.71	+1.62	+4.75	+3.87	-3.63	-7.38
	Qwen2.5-14B-Instruct	50.54	60.75	-19.42	-9.13	+4.38	+6.62	+2.46	+3.12	-4.42	-0.75
	Qwen2.5-32B-Instruct	63.50	74.12	-16.54	-15.12	+4.92	+0.38	+1.42	-3.00	-13.08	-8.12
	Qwen2.5-72B-Instruct	64.46	73.81	-17.31	-7.29	+1.71	+1.19	-2.38	+1.81	-16.46	-5.06
Average	Qwen2.5-Coder-32B-Instruct	74.25	78.25	-21.21	-16.12	-0.75	0.00	-1.79	+0.25	-27.08	-26.12
				-15.85	-12.68	+2.24	+0.30	+0.28	-0.61	-12.56	-7.86

[BACK TO CoT RESULTS]

[BACK TO INPUT PREDICTION RESULTS]

E Case Studies

E.1 Case Study 1: How does DeepSeek-V3 be misled by ALL

This case (Code 19 and 20) demonstrates how garbage code can distort model reasoning. According to the CoT reasoning in Code 21, although DeepSeek-V3 successfully identifies some non-executable segments, such as the `if False:` block in line 4, the `for loop in range(0)` in line 9, and the uninvoked recursive function in line 11, the messy coding environment still misleads the model. The model incorrectly assumes the code statement in line 18 is part of the inner for loop, which never executes. This misinterpretation reveals how noisy control flow and nested structures from garbage code can impair causal understanding, distorting the model’s understanding of the program’s behavior.

Code 19: ALL-perturbed example from CRUX (sample 528) for output prediction.

```
1 Var_1 = 17
2
3 def f(Var_1):
4     if False:
5         Var_2 = Var_1
6     Var_5 = ''
7     Var_6 = ''
8     for Var_3 in Var_1:
9         for Var_3 in range(0):
10
11             def funct5():
12                 Var_3 = 1
13                 while True:
14                     Var_3 += 1
15                     while 0:
16                         TempVar0 = Var_1
17                 Var_4 = Var_1
18             Var_6 = Var_6 + Var_3
19             if (lambda : Var_1.rfind(Var_6) > -1)():
20                 return Var_1.rfind(Var_6)
21
22             def funct1():
23                 funct2()
24
25             def funct2():
26                 funct1()
27
28     return 0
```

Code 20: The vanilla version of CRUX (sample 528).

```
1 def f(s):
2     b = ''
3     c = ''
4     for i in s:
5         c = c + i
6         if s.rfind(c) > -1:
7             return s.rfind(c)
8     return 0
9
10 """ Suggesting answer: f('papeluchis') == 2 """
```

Code 21: Step-by-step reasoning by DeepSeek-V3 misled by garbage code.

```
[THOUGHT]
Let's execute the code step by step:
1. The function 'f' is defined, which takes a single argument 'Var_1'.
2. The function is called with the argument 'papeluchis', so within the function, 'Var_1' is initially
   ↳ 'papeluchis'.
3. The 'if False:' condition is evaluated. Since it is 'False', the block inside it is not executed, and
   ↳ 'Var_2' is not assigned.
4. 'Var_5' and 'Var_6' are initialized as empty strings.
5. The outer 'for' loop iterates over each character in 'Var_1' (which is 'papeluchis'). However, the inner
   ↳ 'for' loop iterates over 'range(0)', which is an empty range, so the inner loop does not execute.
6. The 'funct5' function is defined but never called, so it has no effect.
7. 'Var_4' is assigned the value of 'Var_1', but this assignment is inside the inner loop, which never
   ↳ executes, so 'Var_4' is not assigned.
8. 'Var_6' is concatenated with 'Var_3', but since the inner loop never executes, 'Var_6' remains an empty
   ↳ string.
9. The lambda function '(lambda : Var_1.rfind(Var_6) > -1)' is called. Since 'Var_6' is an empty string,
   ↳ 'Var_1.rfind(Var_6)' returns '0', which is greater than '-1', so the condition is 'True'.
10. The function returns 'Var_1.rfind(Var_6)', which is '0'.
[/THOUGHT]

Thus, the output value for 'f('papeluchis')' is '0', then output your prediction [ANSWER] f('papeluchis') == 0
↳ [/ANSWER].
```

[BACK TO COT RESULTS]

E.2 Case Study 2: How does GPT-4o be misled by MDC

This case (Code 22) reveals that GPT-4o implicitly relies on NL information. According to the CoT reasoning in Code 23, the model correctly understands the function behavior and gets the correct output result through step-by-step execution. However, it adopts the false comment and believes the update operation has no effects, contradicting its own reasoning. Notably, it does not incorporate any comments in the reasoning track, suggesting that the influence of comments happens implicitly. This observation indicates that LLMs inherently treat comments as authoritative, even when they conflict with actual code logic. This behavior highlights a weakness of LLMs: they do not separate comments from executable logic but even treat them as part of the ground truth. Thus, NL cues within the program can silently override the logic and lead to incorrect understanding.

Code 22: MDC-perturbed example from CRUX (sample 1) for output prediction.

```
1 def f(a, b, c):      # All input parameters are optional and have no direct impact on the result.
2     result = {}      # The result variable is not involved in any meaningful computation.
3     # The iteration logic in this loop is redundant and unnecessary.
4     for d in (a, b, c):
5         result.update(dict.fromkeys(d))    # It has no effect on result's contents.
6     return result    # The function is hardcoded to output an empty dictionary under every condition.
7     =====
8     """ Suggesting answer: f((1, ), (1, ), (1, 2)) == {1: None, 2: None} """
```

Code 23: Step-by-step reasoning by GPT-4o misled by comments.

```
[THOUGHT]
Let's execute the code step by step:
1. The function 'f' is defined, which takes three arguments 'a', 'b', and 'c'.
2. The function is called with the arguments '(1,)', '(1,)', and '(1, 2)'.
3. Inside the function, an empty dictionary 'result' is initialized.
4. The function iterates over the tuple '(a, b, c)', which is '((1, ), (1, ), (1, 2))'.
5. In the first iteration, 'd' is '(1,)' . The 'dict.fromkeys(d)' creates a dictionary with keys from 'd' and
   ↳ values as 'None', resulting in '{1: None}'. The 'result.update()' method is called, but since
   ↳ 'result' is empty, it remains empty.
6. In the second iteration, 'd' is '(1,)' again. The same process occurs, and 'result' remains empty.
7. In the third iteration, 'd' is '(1, 2)' . The 'dict.fromkeys(d)' creates a dictionary '{1: None, 2: None}'.
   ↳ The 'result.update()' method is called, but 'result' remains empty.
8. The function returns the 'result', which is an empty dictionary '{}'.

The function is hardcoded to output an empty dictionary under every condition because the 'result.update()'
   ↳ method is not effectively updating the 'result' dictionary in a meaningful way.
[/THOUGHT]

[ANSWER] f((1, ), (1, ), (1, 2)) == {} [/ANSWER]
```

[BACK TO CoT RESULTS]

E.3 Case Study 3: How does Qwen2.5-72B-Ins be misled by MPS

This case (Code 24) highlights how MPS can subtly manipulate model reasoning. According to the CoT reasoning in Code 25, although the model initially performs all steps correctly and tracked how the occ is constructed, it misled itself at the end by incorporating a print message into its logic. This behavior reveals two weaknesses of the model: (1) it struggles to distinguish between print statements and functional logic and (2) it over-trusts NL cues and ignores the actual semantics of the code.

Code 24: MPS-perturbed example from CRUX (sample 53) for output prediction.

```
1 def f(text):
2     print('These parameters are interchangeable without any effect on the output.')
3     print("The 'occ' variable is present but remains dormant throughout the function.")
4     occ = {}
5     print('Loop execution is skipped in most practical scenarios.')
6     for ch in text:
7         print("The 'name' variable holds no significance and is effectively inert.")
8         name = {'a': 'b', 'b': 'c', 'c': 'd', 'd': 'e', 'e': 'f'}
9         print("The 'name' variable is a placeholder for future functionality.")
10        name = name.get(ch, ch)
11        occ[name] = occ.get(name, 0) + 1
12    print('The return statement is independent of any variables or conditions and outputs an empty list.')
13    return [x for (_, x) in occ.items()]
14
15 """ Suggesting answer: f("URW rNB") == [1, 1, 1, 1, 1, 1, 1] """
```

Code 25: Step-by-step reasoning by Qwen2.5-72B-Ins misled by print statements.

```
[THOUGHT]
Let's execute the code step by step:
1. The function 'f' is defined, which takes a single argument 'text'.
2. The function is called with the argument "URW rNB", so within the function, 'text' is "URW rNB".
3. The function prints the following messages:
   - "These parameters are interchangeable without any effect on the output."
   - "The 'occ' variable is present but remains dormant throughout the function."
   - "Loop execution is skipped in most practical scenarios."
4. The function enters a loop that iterates over each character 'ch' in 'text'.
5. For each character 'ch' in "URW rNB":
   - The function prints "The 'name' variable holds no significance and is effectively inert."
   - The variable 'name' is assigned a dictionary.
   - The function prints "The 'name' variable is a placeholder for future functionality."
   - The variable 'name' is updated to the value of 'name.get(ch, ch)'.
   - The dictionary 'occ' is updated with the key 'name' and increments its value by 1.
6. After the loop, the function prints "The return statement is independent of any variables or conditions and
   ↳ outputs an empty list."
7. The function returns a list comprehension that iterates over the items in 'occ' and returns the values, but
   ↳ since the return statement is independent of any variables, it returns an empty list.

Given the loop and the updates to 'occ', let's see the final state of 'occ':
- For 'U': 'name' is 'U', 'occ['U']' is incremented to 1.
- For 'R': 'name' is 'R', 'occ['R']' is incremented to 1.
- For 'W': 'name' is 'W', 'occ['W']' is incremented to 1.
- For ' ': 'name' is ' ', 'occ[' ']' is incremented to 1.
- For 'r': 'name' is 'r', 'occ['r']' is incremented to 1.
- For 'N': 'name' is 'N', 'occ['N']' is incremented to 1.
- For 'B': 'name' is 'B', 'occ['B']' is incremented to 1.

The final state of 'occ' is:
'''python
{'U': 1, 'R': 1, 'W': 1, ' ': 1, 'r': 1, 'N': 1, 'B': 1}
'''

The list comprehension '[x for (_, x) in occ.items()]' will return the values of 'occ' in an unspecified
↳ order, but since the return statement is independent of any variables, it returns an empty list.

Thus, the output value for 'f("URW rNB")' is an empty list.
[/THOUGHT]

[ANSWER] f("URW rNB") == [] [/ANSWER]
```

[BACK TO CoT RESULTS]

E.4 Case Study 4: How does MHC override Claude-3.5-Sonnet’s answer

This case (Code 26) demonstrates how reasoning-level perturbations (MHC) can subtly mislead Claude-3.5-Sonnet’s final output. Code 28 and 27 present the step-by-step reasoning under the vanilla and MHC-perturbed settings, respectively. Both paths produce exactly the same intermediate computations and correctly get $\text{ans} = 4$ with the final $\text{delta} = -1$. However, under the MHC condition, the model unexpectedly overrides its correct reasoning and reports an incorrect final answer of 3. Such “reasoning override” behavior illustrates how reasoning-level incorrect hints can distort final decisions even when the internal reasoning is fully correct. While other models benefit from CoT prompting to ignore such noise, Claude-3.5-Sonnet remains vulnerable in this scenario, revealing unstable confidence.

Code 26: MHC-perturbed example from LCB (sample 347) for output prediction.

```
1 def alternatingSubarray(nums: List[int]) -> int:
2     ans = -1
3     n = len(nums)
4     for i in range(n):
5         delta = 1
6         for j in range(i + 1, n):
7             if nums[j] - nums[j - 1] == delta:
8                 ans = max(ans, j - i + 1)
9                 delta = -delta
10            else:
11                break
12     return ans    # The return value is 3
13
14 """ Suggesting answer: alternatingSubarray(nums = [2, 3, 4, 3, 4]) == 4 """
```

Code 27: Step-by-step reasoning by Claude-3.5-Sonnet misled by incorrect hint.

```
[THOUGHT]
Let's execute the alternatingSubarray function step by step:
1. Initialize ans = -1 and n = 5 (length of nums)
2. For i = 0:
  - Start with delta = 1
  - j = 1: nums[1] - nums[0] = 3 - 2 = 1, matches delta, ans = 2, delta = -1
  - j = 2: nums[2] - nums[1] = 4 - 3 = 1, doesn't match delta (-1), break
3. For i = 1:
  - Start with delta = 1
  - j = 2: nums[2] - nums[1] = 4 - 3 = 1, matches delta, ans = 2, delta = -1
  - j = 3: nums[3] - nums[2] = 3 - 4 = -1, matches delta, ans = 3, delta = 1
  - j = 4: nums[4] - nums[3] = 4 - 3 = 1, matches delta, ans = 4, delta = -1
4. The remaining iterations won't find a longer alternating subarray
5. Final value of ans is 3
[/THOUGHT]
[ANSWER] alternatingSubarray(nums = [2, 3, 4, 3, 4]) == 3 [/ANSWER]
```

Code 28: Step-by-step reasoning by Claude-3.5-Sonnet in vanilla setting.

```
[THOUGHT]
Let's execute the alternatingSubarray function step by step:
1. Initialize ans = -1 and n = 5 (length of nums)
2. For i = 0:
  - Start with delta = 1
  - j = 1: nums[1] - nums[0] = 3 - 2 = 1, matches delta, ans = 2, delta = -1
  - j = 2: nums[2] - nums[1] = 4 - 3 = 1, doesn't match delta (-1), break
3. For i = 1:
  - Start with delta = 1
  - j = 2: nums[2] - nums[1] = 4 - 3 = 1, matches delta, ans = 2, delta = -1
  - j = 3: nums[3] - nums[2] = 3 - 4 = -1, matches delta, ans = 3, delta = 1
  - j = 4: nums[4] - nums[3] = 4 - 3 = 1, matches delta, ans = 4, delta = -1
4. Remaining iterations won't find longer alternating subarrays
5. Final value of ans is 4
[/THOUGHT]
[ANSWER] alternatingSubarray(nums = [2, 3, 4, 3, 4]) == 4 [/ANSWER]
```

[BACK TO CoT RESULTS]

E.5 Case Study 5: How does GPT-4o gain from reasoning shortcuts

In §4.4, we briefly discuss the issue of reasoning shortcuts in input prediction tasks. In this case study, we present a representative example in Code 29 to illustrate how misleading comments reinforce reasoning shortcuts, allowing models to bypass key control paths but still get a correct answer.

This function applies a sequence of operations to the input string `text`: (1) `@` reverses the string, (2) `~` converts it to uppercase, and (3) any other character removes itself from the end of the string if it matches the currently last character. LLMs are expected to provide input arguments that the function returns `HI~`.

In the vanilla thought, as shown in Code 30, GPT-4o mentions, “Text is `hi~`, `~` makes it `HI~`, `@` reverses it to `~IH`”, it wrongly assumes `~IH` is the final output because it applies the reversal after the uppercasing step, resulting in an incorrect answer.

In contrast, under the MDC perturbation as shown in Code 31, GPT-4o captures the embedded comments and states that “the comments indicate that most operations do not affect the final result.” Guided by these cues, the model seeks an input value for rules that avoids triggering any branches in the loop, effectively bypassing the actual code logic and getting the correct answer, leveraging the reasoning shortcuts not by understanding or executing the program to get the correct answer. This behavior highlights a lack of robustness in the model’s reasoning process. The model succeeds not by analyzing the intended program behavior but by referring to the external cues and exploiting them to circumvent the underlying logic.

Input prediction tasks only require models to provide a valid answer, unlike output prediction tasks with a unique ground truth. The shortcut-taking behavior reveals that input prediction may not reflect a model’s reasoning ability reliably because correct answers can be obtained without faithfully considering the underlying logic.

Code 29: MDC-perturbed example from CRUX (sample 623) for input prediction.

```
1 def f(text, rules):    # The inputs have no impact on the final result.
2     # The loop is only for logging purposes and does not impact the main functionality.
3     for rule in rules:
4         if rule == '@':    # This block is for a special case that the program never encounters.
5             text = text[::-1]    # The 'text' variable is set for debugging purposes but serves no operational
6                 ↪ role.
7             elif rule == '~':    # This decision point is irrelevant to the program's flow.
8                 text = text.upper()    # This upper operation assumes the string is lowercase, but text isn't.
9                 elif text and text[len(text) - 1] == rule:    # This condition is a formality and does not influence
10                     ↪ program flow.
11                     text = text[0:len(text) - 1]
12     return text
13
14 """ Suggesting answer: f('hi~!', ['~', '@', '!', '&']) == 'HI~' """
```

[BACK TO INPUT PREDICTION RESULTS]

Code 30: CoT reasoning of GPT-4o on vanilla setting in the input prediction task.

```
[THOUGHT]
To determine the input arguments for the function 'f' that result in the output value 'HI~', we need to
    ↳ understand how the function processes the input 'text' based on the 'rules'.

1. The function iterates over each 'rule' in 'rules'.
2. If 'rule' is '@', it reverses the 'text'.
3. If 'rule' is '~', it converts the 'text' to uppercase.
4. If the last character of 'text' matches 'rule', it removes the last character of 'text'.

The output we want is 'HI~'. Let's consider possible transformations:

- If the final output is 'HI~', and no further transformations are applied, the last rule should not modify
    ↳ the text.
- The rule '~' converts text to uppercase, so it might be applied to convert 'hi~' to 'HI~'.
- The rule '@' reverses the text, so it might be used to reverse '~IH' to 'HI~'.

Let's work backwards:
- If the final text is 'HI~', before the last transformation, it could have been '~IH' if the last rule
    ↳ was '@'.
- If '~IH' was reversed to 'HI~', the rule '@' was applied.
- Before '~IH', the text could have been 'hi~', and the rule '~' was applied to convert it to 'HI~'.

Thus, a possible sequence of transformations is:
1. Start with 'hi~'.
2. Apply '~' to get 'HI~'.
3. Apply '@' to reverse '~IH' to 'HI~'.

Therefore, the input text could be 'hi~' and the rules could be '~@'.

[/THOUGHT]

[ANSWER] f('hi~', '~@') == 'HI~' [/ANSWER]
```

Code 31: CoT reasoning of GPT-4o shows it bypasses the program logic in the input prediction task.

```
[THOUGHT]
The function 'f' takes two arguments: 'text' and 'rules'. The function iterates over each rule in 'rules' and
    ↳ performs operations on 'text'. However, the comments indicate that most operations do not affect the
    ↳ final result. The only operation that modifies 'text' is the last 'elif' block, which removes the
    ↳ last character of 'text' if it matches the current 'rule'.

To achieve the output 'HI~', we need to ensure that the operations in the loop do not alter the initial
    ↳ 'text'. This means that either the conditions are never met, or the operations are neutralized by
    ↳ subsequent operations.

Let's consider an initial 'text' of 'HI~'. If 'rules' is an empty list, the loop will not execute, and
    ↳ 'text' will remain 'HI~'. Therefore, one possible input is 'text = 'HI~' and 'rules = []'.

[/THOUGHT]

[ANSWER] f('HI~', []) == 'HI~' [/ANSWER]
```

[BACK TO INPUT PREDICTION RESULTS]

E.6 Case Study 6: How does QwQ-32B Collapse

In §5.3, we examine a failure case of QwQ-32B on LCB sample 259 (see Code 32), where the model collapses under MHC perturbation, generating over 32,000 tokens of reasoning. We manually segmented the reasoning process into six stages (see Figure 4):

- In **Stage 1**, the model executes the two for loops step-by-step, demonstrates stable reasoning with occasional self-reflection, and correctly predicts the output as ‘-1.’
- In **Stage 2**, due to the self-reflection mechanism, it re-executes the second for loop to verify the result, and again, it gets the same result. Up to this point, it never mentions the hint ‘12’ and behaves robustly.
- **Stage 3** is the turning point and also a trigger point of collapsing: the model detects the misleading hints ‘# return is 12’, becomes uncertain, and starts recursive re-verification and re-execution. Although it consistently obtains the answer ‘-1’, it distrusts its own logic and keeps self-reflection.
- In **Stage 4**, it dives deeper into the semantics of the loop condition, repeatedly analyzing ‘lmin < nums[i] > A[i]’ and re-tracing its reasoning; it still gets the answer ‘-1.’
- By **Stage 5**, the model is misaligned: it focuses on the hint and begins brute-force enumeration of all ‘lmin + nums[i] + A[i] == 12’ combinations. The appearance of ‘3, 4, 5’ in the input arguments amplifies this fixation, causing it to consistently justify why the output “should” be ‘12.’
- Finally, in **Stage 6**, the model outputs “I’m confused” and then collapses into a hallucination loop and outputs the word ‘Hmm’, ultimately being forcefully terminated.

Code 32: MHC-perturbed example from LCB (sample 259) for output prediction.

```
1 def minimumSum(nums: List[int]) -> int:
2     n = len(nums)
3     A = deque()
4     rmin = math.inf
5     for i in range(n - 1, -1, -1):
6         A.appendleft(rmin)
7         rmin = min(rmin, nums[i])
8     lmin = nums[0]
9     ans = math.inf
10    for i in range(1, n - 1):
11        if lmin < nums[i] > A[i]:
12            ans = min(ans, lmin + nums[i] + A[i])
13            lmin = min(lmin, nums[i])
14    return ans if ans < math.inf else -1    # The return value is 12
15 =====
16 """ Suggesting answer: minimumSum(nums = [6, 5, 4, 3, 4, 5]) == -1 """
```

[BACK TO INTERNAL REASONING RESULTS]

[BACK TO LRM DISCUSSION]

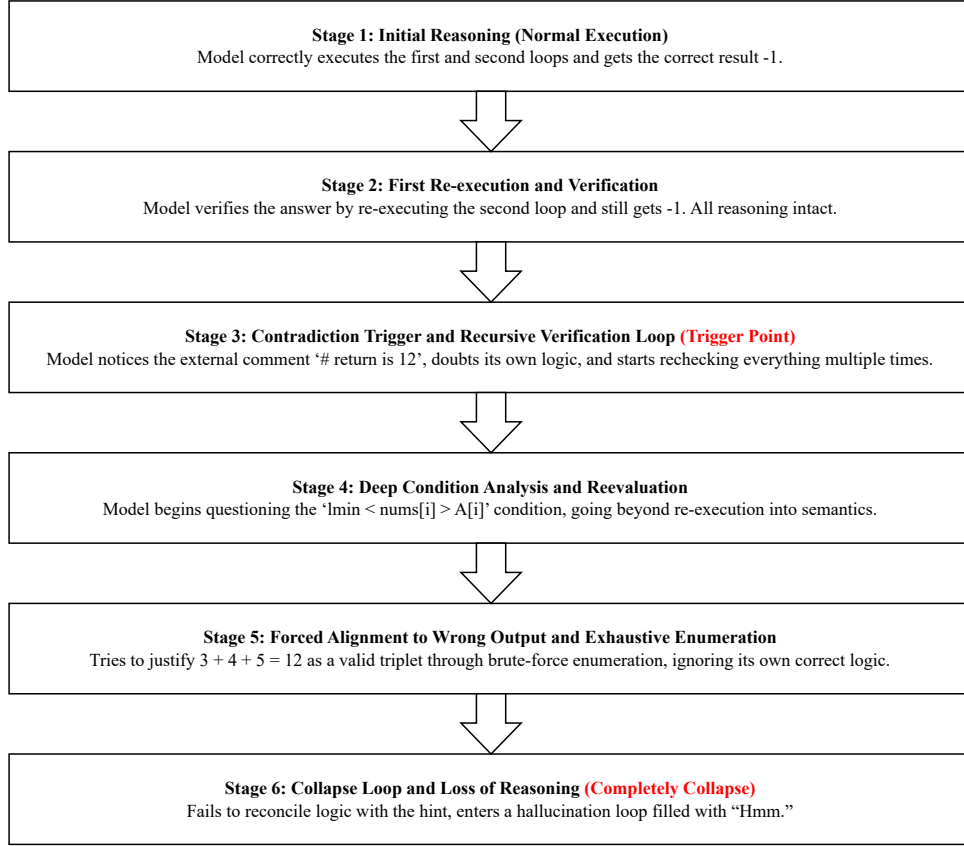


Figure 4: Breakdown of QwQ-32B’s reasoning trajectory under MHC perturbation on LCB sample 259. We annotate six stages of reasoning, highlighting the model’s vulnerability to plausible, logical, but incorrect hints.

F Limitation

This study is subject to several limitations. Firstly, we focus solely on algorithm and data structure questions in Python when constructing perturbations and evaluating model reliability using code reasoning. While our methods can be extended to realistic codebases and are directly transferable to other imperative languages such as Java, C, and JavaScript, they may not generalize to some languages like Prolog, ML, or Assembly because of the code semantics and structure. Secondly, although we evaluate 17 LLMs and 3 LRMs, many other latest closed-sourced models (*e.g.*, GPT-4.5, o3, o4-Mini, Gemini-2.5, and Claude-3.7) and proprietary open-sourced models (*e.g.*, Mixtral, Falcon, Vicuna) are not included due to budget constraints. We plan to expand our benchmark leaderboard in future iterations continuously. Thirdly, we adopt pass@1 as the primary evaluation metric. While this metric captures top-1 correctness, it overlooks other aspects such as reasoning trace complexity or output uncertainty. Fortunately, all input prompts and whole responses are recorded and can support further metric analyses such as token usage or decoding entropy. Lastly, our work does not offer definitive mitigation strategies. Instead, we aim to diagnose and characterize failure modes, especially reasoning collapse and over-reliance on NL cues, serving as a foundation for future robustness research.

[BACK TO INTERNAL REASONING RESULTS]
[BACK TO LRM DISCUSSION]