

Open-Medical-R1: How to Choose Data for RLVR Training at Medicine Domain

Zhongxi Qiu¹

Zhang Zhang

Yan Hu¹Heng Li¹Jiang Liu¹

¹Research Institute of Trustworthy Autonomous Systems
Southern University of Science and Technology, 518055, Shenzhen, China

Abstract

This paper explores optimal data selection strategies for Reinforcement Learning with Verified Rewards (RLVR) training in the medical domain. While RLVR has shown exceptional potential for enhancing reasoning capabilities in large language models, most prior implementations have focused on mathematics and logical puzzles, with limited exploration of domain-specific applications like medicine. We investigate four distinct data sampling strategies from MedQA-USMLE: random sampling (baseline), and filtering using Phi-4, Gemma-3-27b-it, and Gemma-3-12b-it models. Using Gemma-3-12b-it as our base model and implementing Group Relative Policy Optimization (GRPO), we evaluate performance across multiple benchmarks including MMLU, GSM8K, MMLU-Pro, and CMMLU. Our findings demonstrate that models trained on filtered data generally outperform those trained on randomly selected samples. Notably, training on self-filtered samples (using Gemma-3-12b-it for filtering) achieved superior performance in medical domains but showed reduced robustness across different benchmarks, while filtering with larger models from the same series yielded better overall robustness. These results provide valuable insights into effective data organization strategies for RLVR in specialized domains and highlight the importance of thoughtful data selection in achieving optimal performance. You can access our [repository](#) to get the codes.

1. Introduction

Large Language Models (LLMs) have achieved remarkable progress in recent years, with chain-of-thought techniques enabling significant performance improvements across domains including coding[10, 21], mathematics[14, 21], and others. Reinforcement Learning with Verified Rewards (RLVR) has recently demonstrated exceptional potential for enhancing LLMs' reasoning capabilities[16]. DeepSeek-R1-Zero represents a breakthrough in this field, showing that models trained solely with RLVR can achieve excellent performance without requiring extensive reasoning data collection[4], thereby simplifying the development of chain-of-thought capabilities for downstream tasks.

Several research efforts have attempted to replicate DeepSeek-R1-Zero's success, including Huggingface's Open-R1[5], TinyZero[17], Logic-RL[24], SimpleRL-Reasoning[25], and Open-Reasoner-Zero[7]. However, these studies predominantly focus on mathematics[5, 7, 25], countdown problems[17], and logical puzzles[24], with limited exploration of domain-specific applications such as medicine.

Some pioneering work has begun to address this gap. The Microsoft team implemented Med-RLVR using the PPO algorithm and demonstrated an 8% accuracy improvement over supervised fine-tuning (SFT)[26]. Lai et al. introduced Group Relative Policy Optimization (GRPO)[19] for multi-modal medical diagnosis across 8 imaging modalities and 5 key diagnostic tasks[12]. In a GitHub repository[22], developers fine-tuned Baichuan-M1-14B[9] using GRPO on 4,000 samples with impressive results. Huang et al. achieved 6-11% performance improvements by training on just 500 samples[8].

Despite these advances in applying RLVR to medicine, a critical question remains underexplored: what is the optimal approach to organizing and selecting training data for medical RLVR? The quality, complexity, and composition of training data significantly influence a model's ability to develop robust reasoning patterns. In our previous repository [18], we explored combining data from MedQA-USMLE[11] and MedXpertQA[27], discovering that complex questions facilitate chain-of-thought reasoning and help models achieve an "Aha Moment" where they self-validate answers. However, utilizing MedXpertQA, which serves as a benchmark dataset, risks knowledge leakage and potentially compromises evaluation reliability.

This observation raises fundamental questions that form the core of our current investigation: Can we sample directly from MedQA-USMLE to achieve comparable or superior results? What sampling strategies would be most effective for optimizing model performance while maintaining generalizability? How does the selection of training data impact performance across both domain-specific and general reasoning tasks?

To address these questions systematically, we selected Gemma-3-12b-it as our base model and implemented four distinct sampling strategies from MedQA-USMLE for our training dataset construction: random sampling (as a baseline approach), Phi-4[1] filtering, Gemma-3-27b-it[20] filtering, and Gemma-3-12b-it filtering. These strategies represent different approaches to identifying appropriate training examples based on difficulty and relevance. We hypothesized that strategic sample selection could significantly enhance learning efficiency and reasoning capabilities beyond what random sampling achieves.

To comprehensively evaluate the effectiveness of our various data sampling approaches, we conducted extensive testing across multiple benchmarks including MMLU[6], GSM8K[2], MMLU-Pro[23], and CMMLU[13]. These benchmarks were specifically selected to assess both domain-specific medical reasoning capabilities and general reasoning performance, allowing us to understand the broader impacts of our sampling strategies beyond the medical domain and evaluate robustness across different types of reasoning tasks.

In conclusion, our work makes two primary contributions:

1. We explored and compared four distinct data sampling strategies for RLVR in the medical domain: random sampling as a baseline approach, and three model-based filtering methods using Phi-4, Gemma-3-27b-it, and Gemma-3-12b-it.
2. We conducted comprehensive evaluations across multiple benchmarks including MMLU, GSM8K, MMLU-Pro, and CMMLU to assess both domain-specific medical reasoning capabilities and general reasoning performance. This multi-faceted evaluation approach provides a more complete understanding of how sampling strategies affect different aspects of model performance beyond domain-specific tasks.

2. Method

2.1. Group Relative Policy Optimization

Group Relative Policy Optimization (GRPO)[19] represents an innovative reinforcement learning algorithm that utilizes relative performance metrics within action groups to optimize policy parameters. This methodology distinguishes itself from conventional policy gradient approaches such as Proximal Policy Optimization (PPO) by eliminating the requirement for a distinct value function or critic network, thus streamlining the learning process and enhancing computational efficiency.

The fundamental principle underlying GRPO is its utilization of action groups sampled from the current policy for any given state. Rather than depending on estimated value functions to determine action advantages, GRPO computes advantages relative to the mean reward within the sampled group. These relative advantages subsequently guide policy updates, reinforcing actions that exceed the group average performance while suppressing underperforming alternatives.

The GRPO algorithm can be formally articulated as follows:

Action Sampling: For a given state s , sample a group of G actions, denoted as a_1, a_2, \dots, a_G , from the current policy $\pi_\theta(a|s)$, where θ represents the policy parameters. **Reward Evaluation:** Execute each sampled action a_i in the environment and observe the corresponding reward r_i . **Relative Advantage Calculation:** Compute the relative advantage \hat{A}_i for each action a_i as:

$$\hat{A}_i = r_i - \frac{1}{G} \sum_{j=1}^G r_j \quad (1)$$

This formulation quantifies the advantage of action a_i relative to the group's mean reward. In certain implementations, this advantage may be normalized by the standard deviation of rewards within the group to improve stability. **Policy Update:** Update the policy parameters θ using gradient-based optimization techniques, incorporating a clipped objective function:

$$J_{GRPO}(\theta) = \mathbb{E}_{s, a \sim \pi\theta} \left[\min \left(r(s, a) \hat{A}, \text{clip}(r(s, a), 1 - \epsilon, 1 + \epsilon) \hat{A} \right) \right] \quad (2)$$

where $r(s, a) = \frac{\pi_\theta(a|s)}{\pi_{\theta_{old}}(a|s)}$ represents the probability ratio between current and old policies, θ_{old} denotes the policy parameters prior to updating, and ϵ is a hyperparameter that constrains the policy update magnitude. By evaluating actions within contextual groups and updating policies based on relative performance metrics, GRPO circumvents the complexities and

potential biases associated with learning separate value functions. This methodological simplification yields more efficient and robust policy learning, particularly in environments characterized by high-dimensional state or action spaces. Ongoing research continues to explore variations of GRPO to enhance its performance across diverse reinforcement learning domains.

2.2. Data Sampling

The intuitive approach would be to select samples from the dataset randomly; however, this method does not account for sample difficulty relative to model capabilities. Therefore, we developed a filtering strategy where we first had the model generate responses to candidate samples, then classified samples as "easy" if the model could answer them correctly while adhering to our prescribed format, or "hard" otherwise. Our prompt template for generating these filtering responses is shown in Fig. 1. In our experiments, we employed Phi-4, Gemma-3-12b-it, and Gemma-3-27b-it as filtering models. To construct our training dataset, we selected 400 samples classified as hard and 100 samples classified as easy, creating a balanced yet challenging training corpus.

Please reason step by step, and put your final answer within \boxed{ }. Please answer:
Question content.

Figure 1. The prompt used to make a response for a sample.

2.3. Prompt

The prompt used to train the model is similar to the deepseek-r1-zero introduced in [4], which is shown in Fig. 2.

A conversation between user and assistant. The user asks a question, and the assistant solves it. The assistant first thinks about the reasoning process in the mind and then provides the user with the answer. The reasoning process is to solve the problem step by step, so you will think about it sincerely. The reasoning process and answer are enclosed within <think> </think> and <answer> </answer> tags, respectively, i.e., <think> reasoning process here </think><answer> answer here </answer>

Figure 2. Template of the prompt during the training.

3. Experiments

3.1. Implementation Details

We trained the model using the Unsloth framework [3] on a single NVIDIA GeForce RTX 4090 GPU with 24GB VRAM. The reward calculation incorporated three distinct components: format reward, accuracy reward, and XML count reward. We employed a learning rate of 2×10^{-5} with a cosine annealing scheduler [15] to optimize training dynamics. The implementation utilized a batch size of 3, with 3 rollouts per sample and a gradient accumulation step of 4 to effectively increase the effective batch size while managing memory constraints.

3.2. Benchmarks

As introduced above, we evaluated the model on MMLU, CMMLU, MMLU-Pro, and GSM8K, with results described in Table 1. The results suggest that models trained on samples filtered by another model can achieve slight improvements across nearly all benchmarks compared to those trained on randomly selected samples. We do not observe the self-reflection phenomenon (Aha moment) in all of the data sampling strategies.

Interestingly, when training on data filtered by the model itself (Gemma-3-12b-it), the model achieved a relatively larger improvement on the MMLU benchmark (0.6745 vs 0.6690). However, performance on other benchmarks slightly decreased compared to the baseline. We hypothesize that while training on medical domain data improved performance in medical-related domains, the limited dataset size of only 500 samples may be insufficient, or the data selection strategy may be too simplistic.

Table 1. Comparative performance metrics across MMLU, CMMLU, MMLU-Pro, and GSM8K benchmarks. The Gemma-3-12B-it model serves as our baseline reference, representing the foundation model without any GRPO-based optimization

Model	MMLU	CMMLU	MMLU-Pro	GSM8K
Gemma-3-12b-it	0.6690	0.4750	0.5615	0.9219
GRPO(Randomly)	0.6632	0.4622	0.5611	0.9151
GRPO(Phi-4)	0.6678	0.4699	0.5620	0.9295
GRPO(Gemma-3-27b)	0.6699	0.4681	0.5618	0.9227
GRPO(Gemma-3-12b)	0.6745	0.4645	0.5577	0.9189

3.3. Medical Domain Results

Our main aim was to improve performance in medical-related domains; we illustrate the results for medicine-related fields in Fig. 3. Similar to the benchmark results, models trained on filtered data outperformed those trained on randomly selected data. While multi-linguistic ability slightly decreased compared to the baseline, the high school biology, medical genetics, and professional medicine fields from the MMLU benchmark showed the greatest improvements when trained on data filtered by the model itself, as shown in Fig. 3(a). However, as illustrated in Figures 3(b) and 3(c), models trained on self-filtered samples demonstrated insufficient robustness. In contrast, models trained on samples filtered by larger models from the same series achieved relatively better results and greater robustness across different benchmarks and languages.

4. Conclusion

We conducted experiments on five benchmarks, which demonstrated that models trained on samples filtered by the model itself achieved superior performance across numerous benchmarks and sub-domains compared to random selection approaches. Data filtered by the model itself facilitated optimal performance in the trained domain, though with potentially compromised robustness. Using the same architecture but with a larger model yielded better robustness. However, our current data sampling strategy remains relatively simplistic, suggesting the need for a more comprehensive strategy based on our filtering method. For future work, search tool integration or other function-calling capabilities could be incorporated during the training process to enhance the model’s knowledge reasoning and response generation. Additionally, full-parameter training exploration that is based on our current strategy makes sense, which we intend to report in future work. Our experiments with LoRA adapter training revealed superior performance compared to Q-LoRA (4-bit) training. Preliminary results are available in our [repository](#).

References

- [1] Marah Abdin, Jyoti Aneja, Harkirat Behl, Sébastien Bubeck, Ronen Eldan, Suriya Gunasekar, Michael Harrison, Russell J Hewett, Mojan Javaheripi, Piero Kauffmann, et al. Phi-4 technical report. *arXiv preprint arXiv:2412.08905*, 2024. 2
- [2] Karl Cobbe, Vineet Kosaraju, Mohammad Bavarian, Mark Chen, Heewoo Jun, Lukasz Kaiser, Matthias Plappert, Jerry Tworek, Jacob Hilton, Reiichiro Nakano, Christopher Hesse, and John Schulman. Training verifiers to solve math word problems. *arXiv preprint arXiv:2110.14168*, 2021. 2
- [3] Michael Han Daniel Han and Unsloth team. Unsloth, 2023. 3
- [4] DeepSeek-AI. Deepseek-r1: Incentivizing reasoning capability in llms via reinforcement learning, 2025. 1, 3
- [5] Hugging Face. Open r1: A fully open reproduction of deepseek-r1, 2025. 1
- [6] Dan Hendrycks, Collin Burns, Steven Basart, Andy Zou, Mantas Mazeika, Dawn Song, and Jacob Steinhardt. Measuring massive multitask language understanding. *arXiv preprint arXiv:2009.03300*, 2020. 2
- [7] Jingcheng Hu, Yinmin Zhang, Qi Han, Daxin Jiang, Xiangyu Zhang, and Heung-Yeung Shum. Open-reasoner-zero: An open source approach to scaling up reinforcement learning on the base model, 2025. 1
- [8] Zhongzhen Huang, Gui Geng, Shengyi Hua, Zhen Huang, Haoyang Zou, Shaoting Zhang, Pengfei Liu, and Xiaofan Zhang. O1 replication journey – part 3: Inference-time scaling for medical reasoning. *arXiv preprint arXiv:2501.06458*, 2025. 1
- [9] Baichuan Inc. Baichuan-m1: Pushing the medical capability of large language models. *arXiv preprint arXiv:2502.12671*, 2025. 1
- [10] Naman Jain, King Han, Alex Gu, Wen-Ding Li, Fanjia Yan, Tianjun Zhang, Sida Wang, Armando Solar-Lezama, Koushik Sen, and Ion Stoica. Livecodebench: Holistic and contamination free evaluation of large language models for code. *arXiv preprint arXiv:2403.07974*, 2024. 1
- [11] Di Jin, Eileen Pan, Nassim Oufattole, Wei-Hung Weng, Hanyi Fang, and Peter Szolovits. What disease does this patient have? a large-scale open domain question answering dataset from medical exams. *arXiv preprint arXiv:2009.13081*, 2020. 1



Figure 3. Results on medicine domain. (a) Results of medicine domain-related subsets from MMLU. (b) Results of medicine domain-related subsets from CMMLU. (c) Results of medicine domain-related subsets from MMLU-Pro. (d) Radar chart of the results

- [12] Yuxiang Lai, Jike Zhong, Ming Li, Shitian Zhao, and Xiaofeng Yang. Med-r1: Reinforcement learning for generalizable medical reasoning in vision-language models. *arXiv preprint arXiv:2503.13939*, 2025. 1
- [13] Haonan Li, Yixuan Zhang, Fajri Koto, Yifei Yang, Hai Zhao, Yeyun Gong, Nan Duan, and Timothy Baldwin. Cmmlu: Measuring massive multitask language understanding in chinese, 2023. 2
- [14] Hunter Lightman, Vineet Kosaraju, Yuri Burda, Harrison Edwards, Bowen Baker, Teddy Lee, Jan Leike, John Schulman, Ilya Sutskever, and Karl Cobbe. Let’s verify step by step. In *The Twelfth International Conference on Learning Representations*, 2023. 1
- [15] Ilya Loshchilov and Frank Hutter. Sgdr: Stochastic gradient descent with warm restarts. *arXiv preprint arXiv:1608.03983*, 2016. 3
- [16] Trung Quoc Luong, Xinbo Zhang, Zhanming Jie, Peng Sun, Xiaoran Jin, and Hang Li. Reft: Reasoning with reinforced fine-tuning. *arXiv preprint arXiv:2401.08967*, 2024. 1
- [17] Jiayi Pan, Junjie Zhang, Xingyao Wang, Lifan Yuan, Hao Peng, and Alane Suhr. Tinyzero. <https://github.com/Jiayi-Pan/TinyZero>, 2025. Accessed: 2025-01-24. 1
- [18] Zhongxi Qiu, Zhang Zhang, Yan Hu, Heng Li, and Jiang Liu. Open-Medical-R1. <https://github.com/Qsingle/open-medical-r1>. 1
- [19] Zhihong Shao, Peiyi Wang, Qihao Zhu, Runxin Xu, Junxiao Song, Xiao Bi, Haowei Zhang, Mingchuan Zhang, YK Li, Y Wu, et al. Deepseekmath: Pushing the limits of mathematical reasoning in open language models. *arXiv preprint arXiv:2402.03300*, 2024. 1, 2
- [20] Gemma Team, Aishwarya Kamath, Johan Ferret, Shreya Pathak, Nino Vieillard, Ramona Merhej, Sarah Perrin, Tatiana Matejovicova, Alexandre Ramé, Morgane Rivière, et al. Gemma 3 technical report. *arXiv preprint arXiv:2503.19786*, 2025. 2
- [21] Kimi Team, Angang Du, Bofei Gao, Bowei Xing, Changjiu Jiang, Cheng Chen, Cheng Li, Chenjun Xiao, Chenzhuang Du, Chonghua Liao, et al. Kimi k1.5: Scaling reinforcement learning with llms. *arXiv preprint arXiv:2501.12599*, 2025. 1

- [22] Rongsheng Wang. Med-r1: Encourage medical llm to engage in deep thinking similar to deepseek-r1. <https://github.com/WangRongsheng/Med-R1>, 2025. [1](#)
- [23] Yubo Wang, Xueguang Ma, Ge Zhang, Yuansheng Ni, Abhranil Chandra, Shiguang Guo, Weiming Ren, Aaran Arulraj, Xuan He, Ziyang Jiang, et al. Mmlu-pro: A more robust and challenging multi-task language understanding benchmark. In *The Thirty-eight Conference on Neural Information Processing Systems Datasets and Benchmarks Track*, 2024. [2](#)
- [24] Tian Xie, Zitian Gao, Qingnan Ren, Haoming Luo, Yuqian Hong, Bryan Dai, Joey Zhou, Kai Qiu, Zhirong Wu, and Chong Luo. Logic-rl: Unleashing llm reasoning with rule-based reinforcement learning, 2025. [1](#)
- [25] Weihao Zeng, Yuzhen Huang, Qian Liu, Wei Liu, Keqing He, Zejun Ma, and Junxian He. Simplerl-zoo: Investigating and taming zero reinforcement learning for open base models in the wild, 2025. [1](#)
- [26] Sheng Zhang, Qianchu Liu, Guanghui Qin, Tristan Naumann, and Hoifung Poon. Med-rlvr: Emerging medical reasoning from a 3b base model via reinforcement learning. *arXiv preprint arXiv:2502.19655*, 2025. [1](#)
- [27] Yuxin Zuo, Shang Qu, Yifei Li, Zhangren Chen, Xuekai Zhu, Ermo Hua, Kaiyan Zhang, Ning Ding, and Bowen Zhou. Medxpertqa: Benchmarking expert-level medical reasoning and understanding. *arXiv preprint arXiv:2501.18362*, 2025. [1](#)

5. Domain results

5.1. MMLU

The MMLU benchmark comprises four categories: Humanities, Social Science, STEM (Science, Technology, Engineering, Mathematics), and Other. Results across these categories are illustrated in Figure 4. Notably, the model trained on data filtered by the model itself demonstrates superior performance in the STEM category compared to alternative sampling strategies. The performance in the Humanities category is presented in Figure 5, while results for the Social Science category are shown in Figure 6. Similarly, Figures 7 and 8 depict the results for the STEM and Other categories, respectively. A detailed analysis of these results reveals that GRPO training significantly enhances performance in reasoning-oriented domains, particularly mathematics.

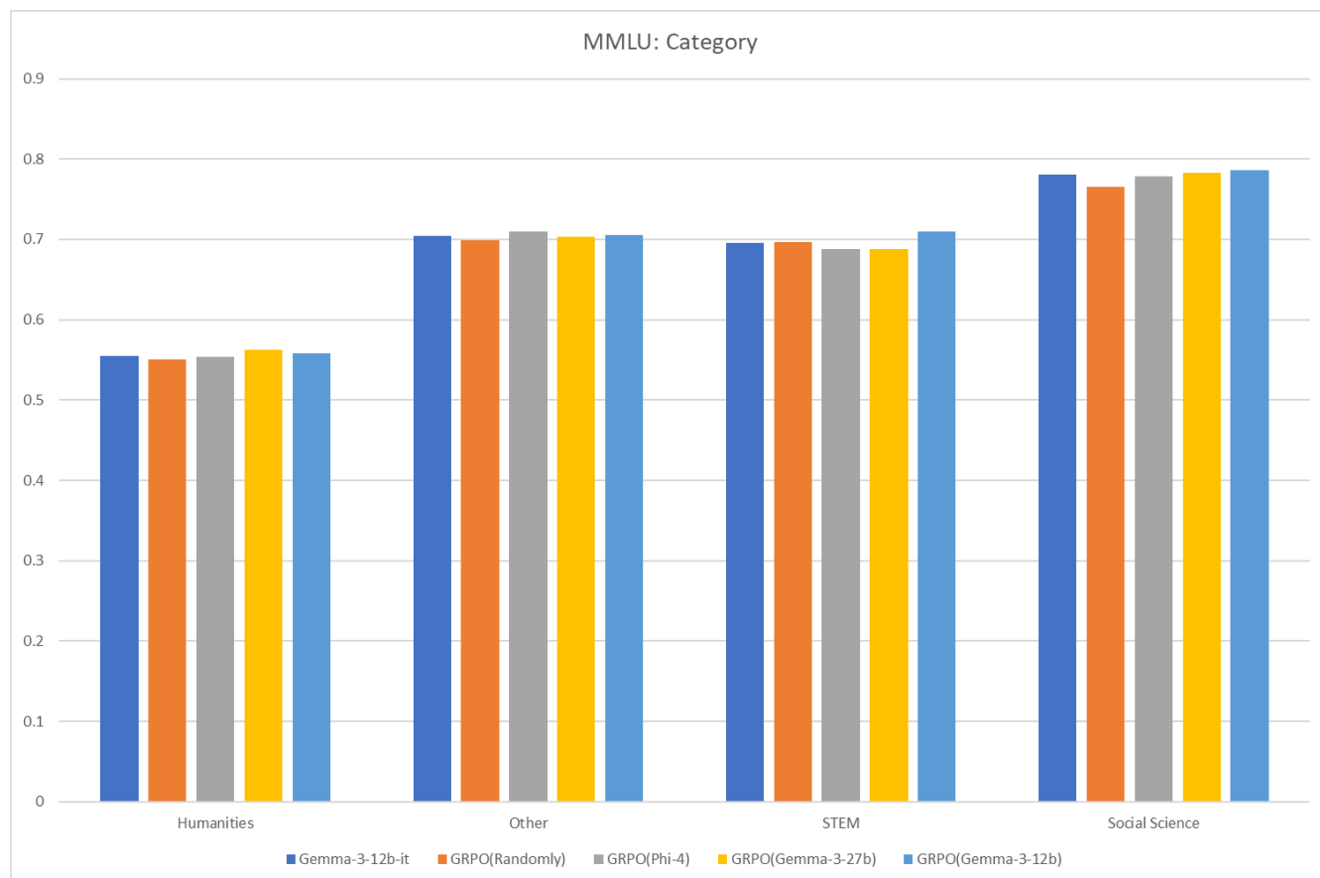


Figure 4. Results across MMLU's four main categories.

5.2. CMMLU

The CMMLU benchmark comprises five categories: China Specific, Humanities, Social Science, STEM (Science, Technology, Engineering, Mathematics), and Other. Results across these categories are illustrated in Figure 4. Figure 10 shows the performance on China Specific category. The performance in the Humanities category is presented in Figure 11, while results for the Social Science category are shown in Figure 12. Similarly, Figures 13 and 14 depict the results for the STEM and Other categories, respectively. The GRPO training on a single language data may harm the multi-lingual performance, which makes sense. But trained on the data that is filtered by the Gemma-3-27b-it or Phi-4 may keep relative robustness, the performance on high-school biology, Chinese Civil Service Exam achieves a significant improvement.

5.3. MMLU-Pro

The detail results for the MMLU-Pro benchmark are shown in Fig.15

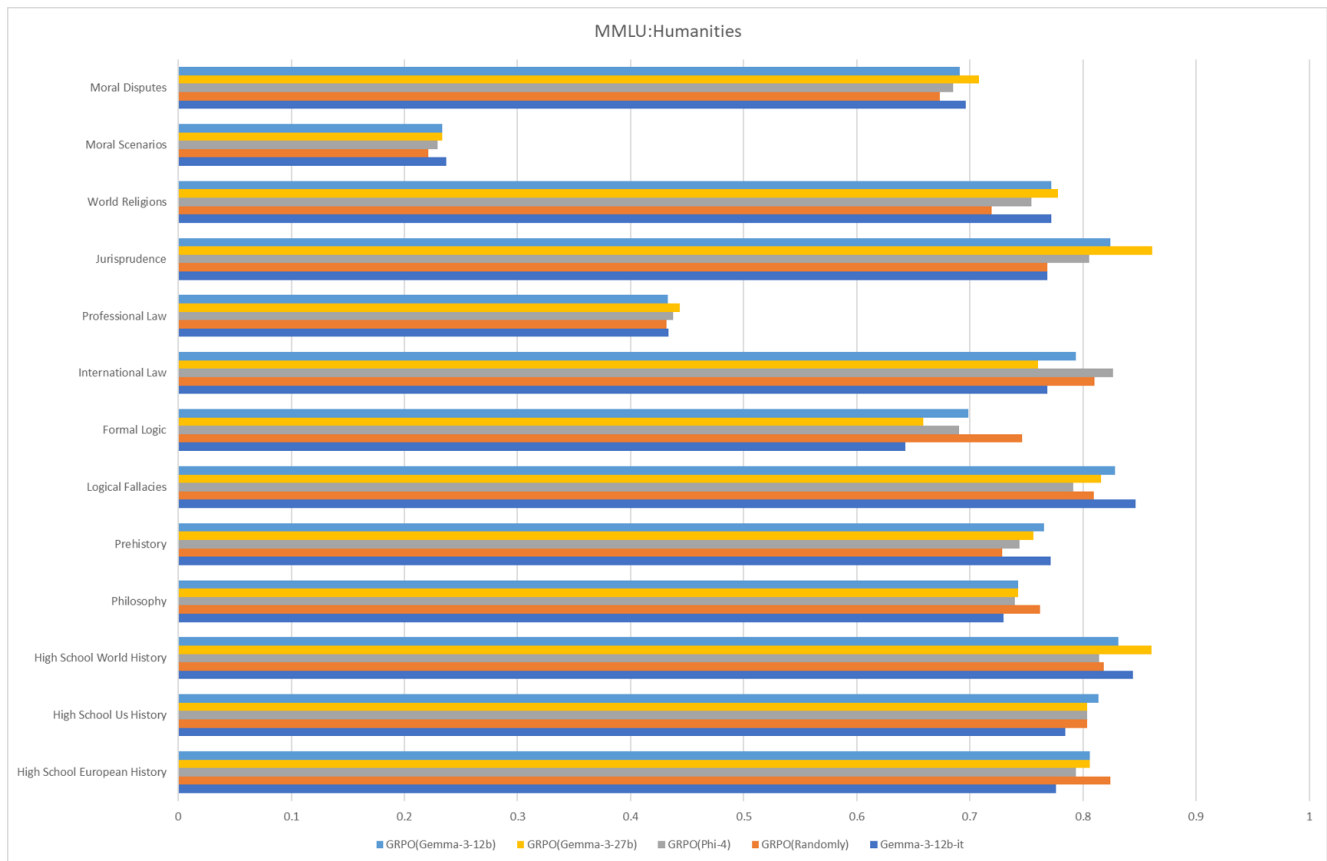


Figure 5. Performance breakdown for the Humanities category from the MMLU benchmark.

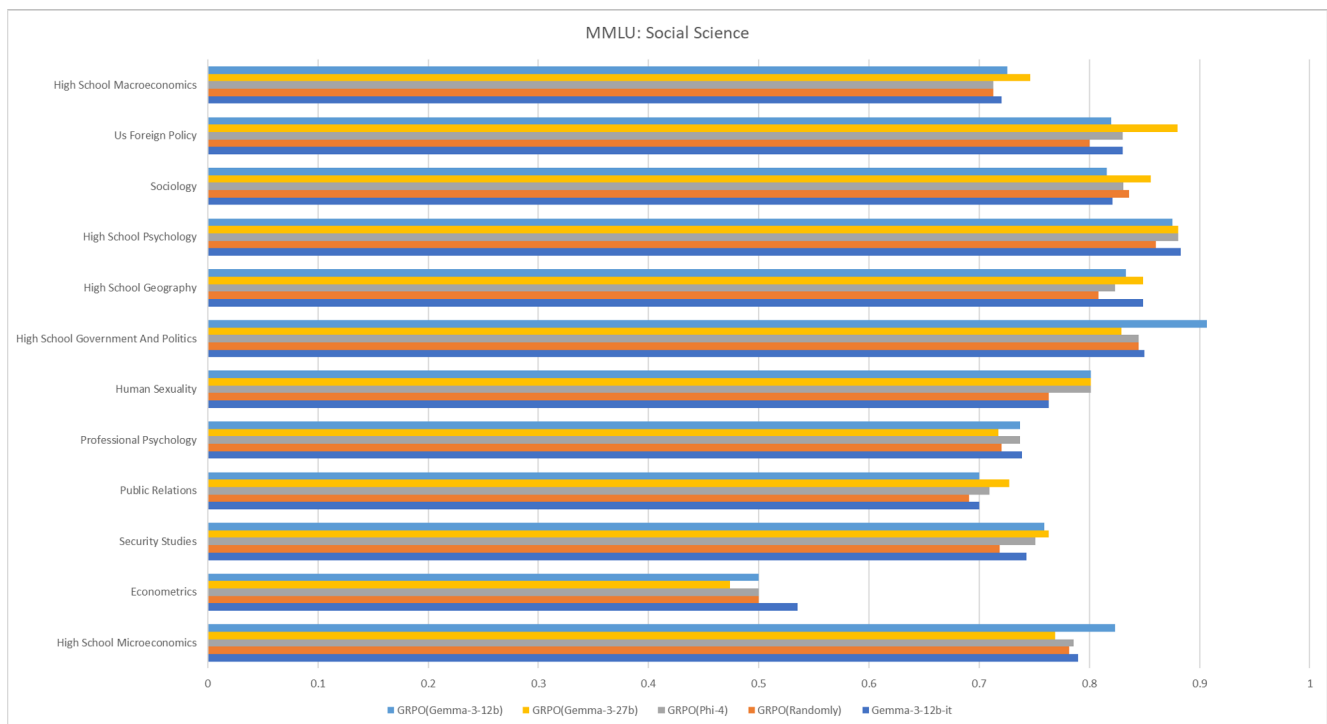


Figure 6. Performance breakdown for the Social Science category from the MMLU benchmark.

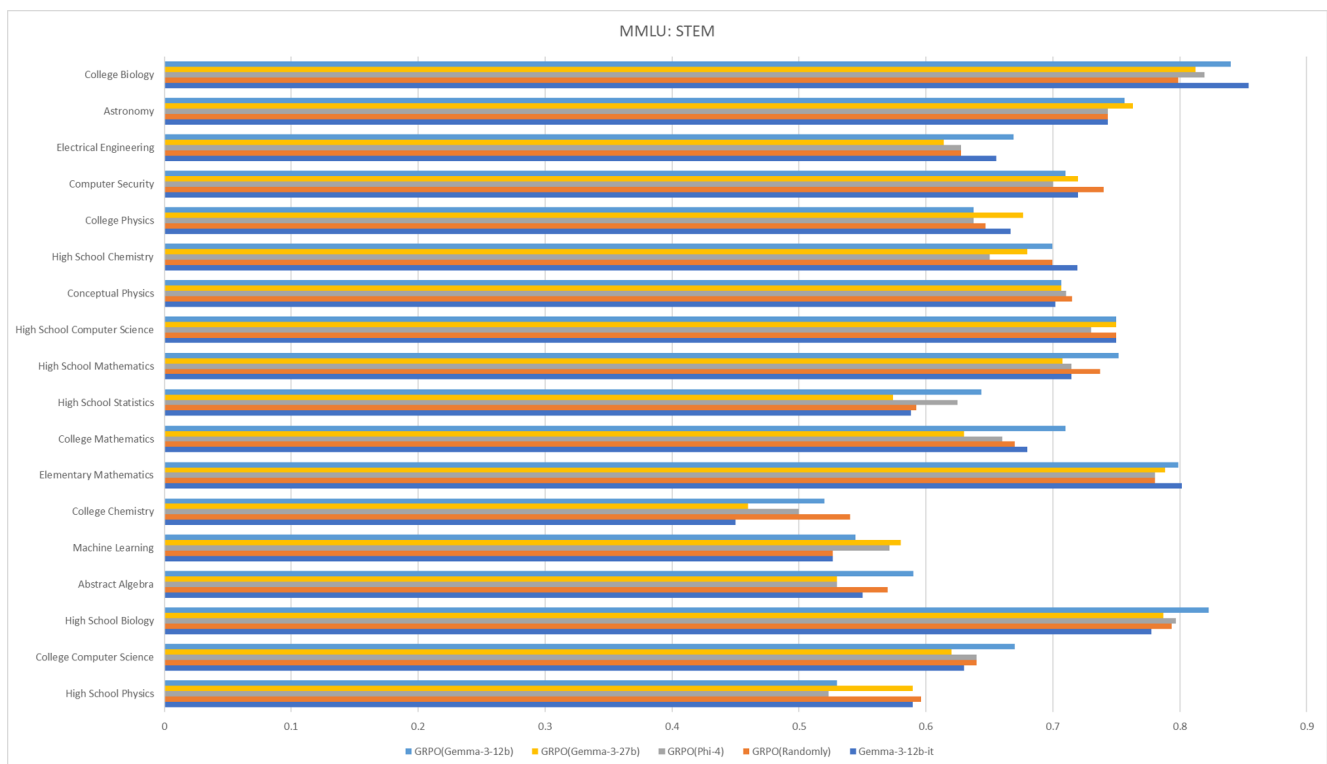


Figure 7. Performance breakdown for the STEM category from the MMLU benchmark.

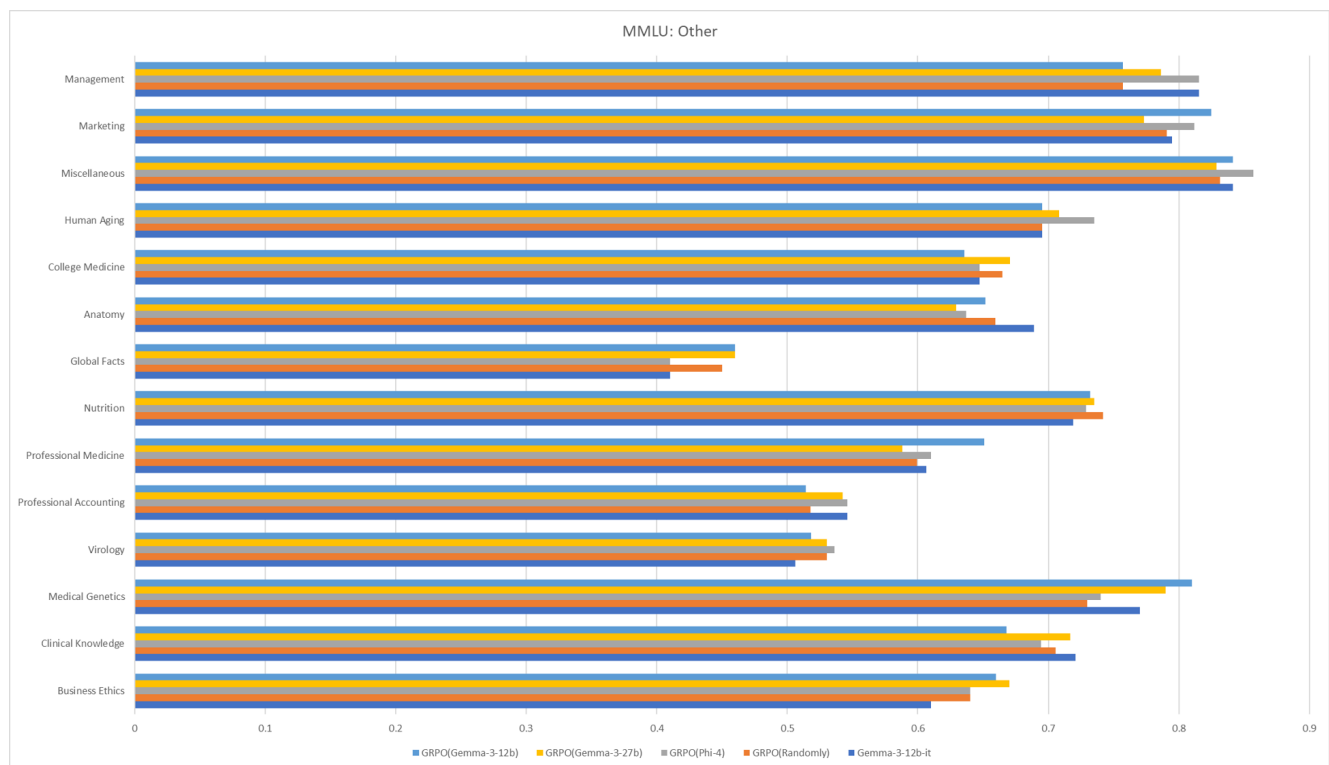


Figure 8. Performance breakdown for the Other category from the MMLU benchmark.

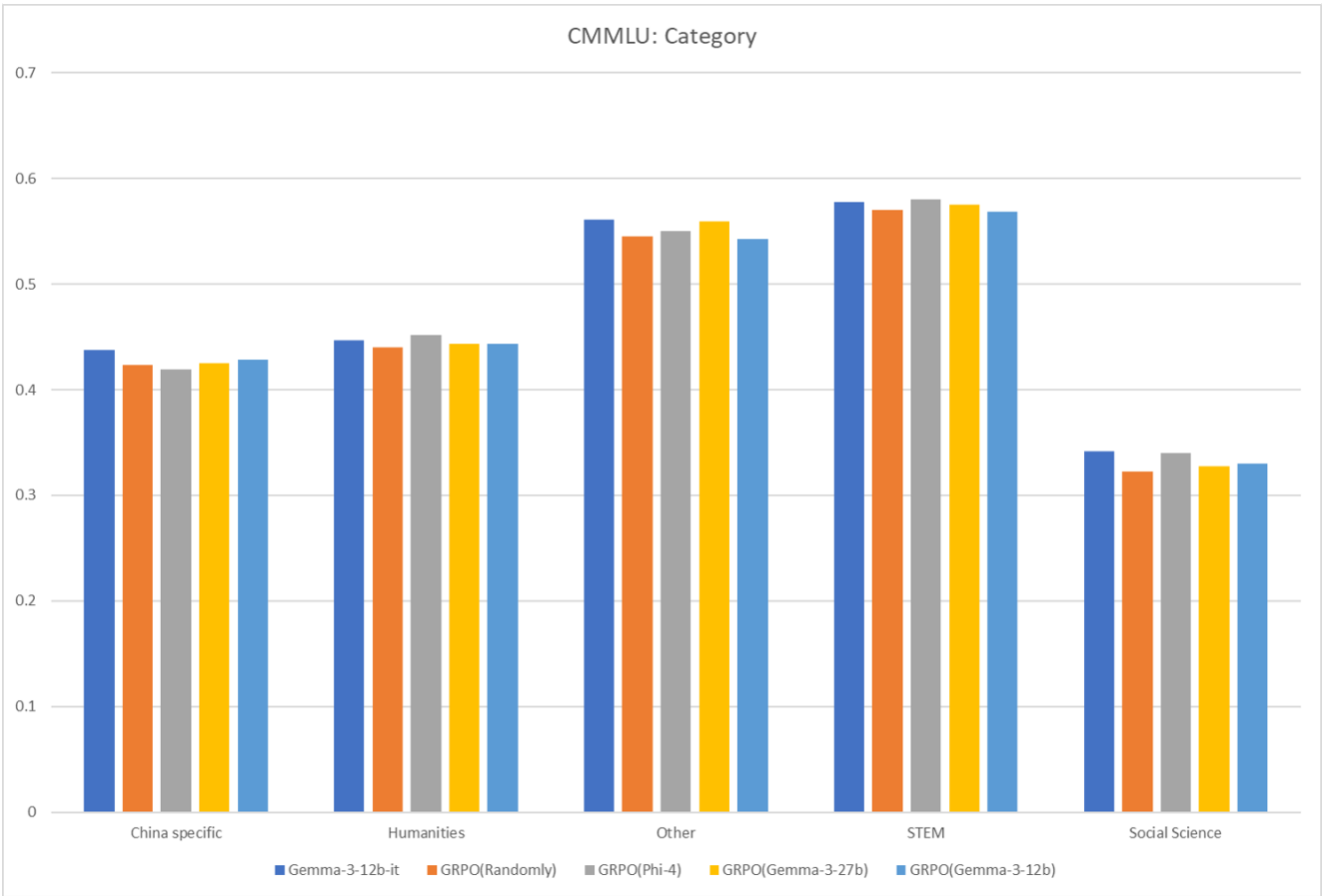


Figure 9. Results across CMMLU’s five main categories.

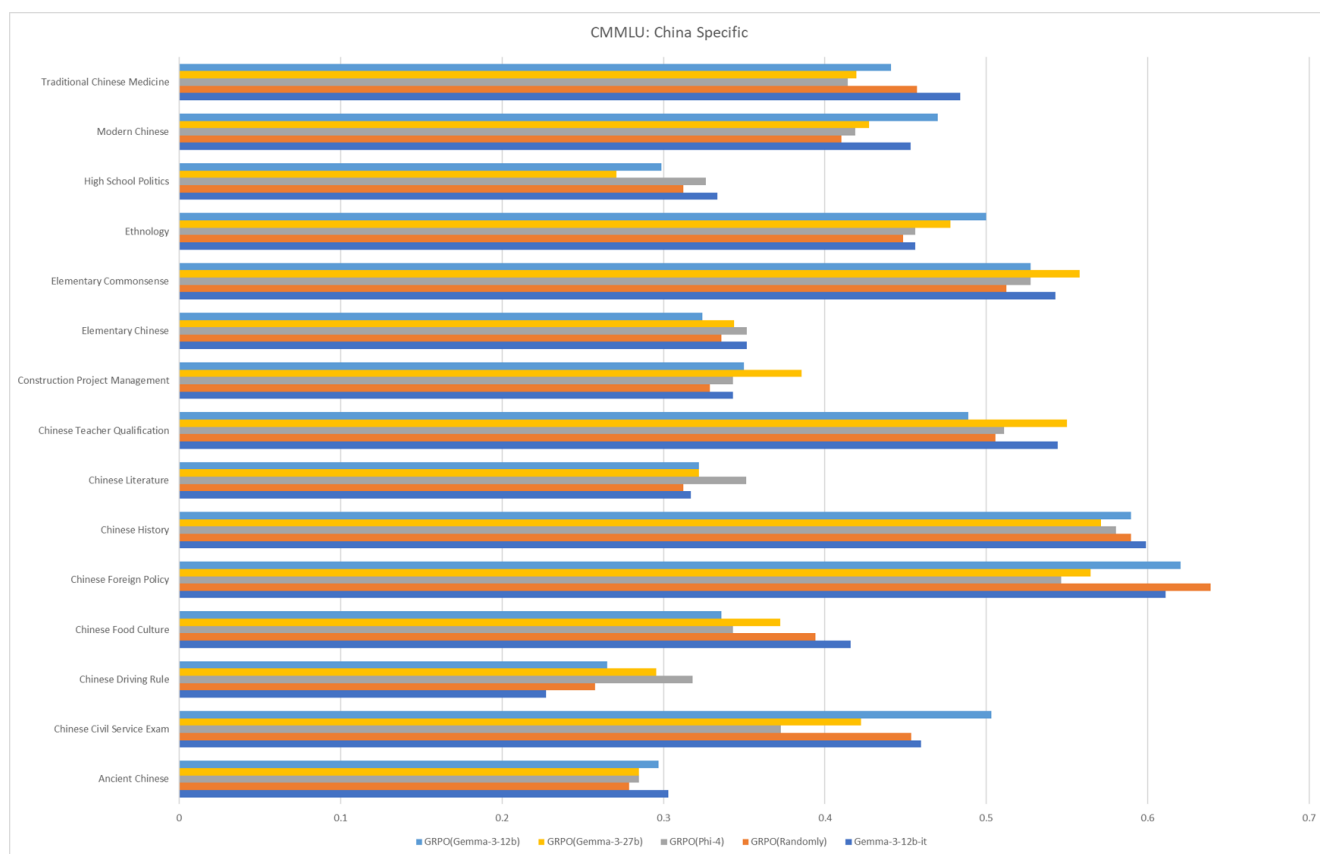


Figure 10. Performance breakdown for the China Specific category from the CMMLU benchmark.

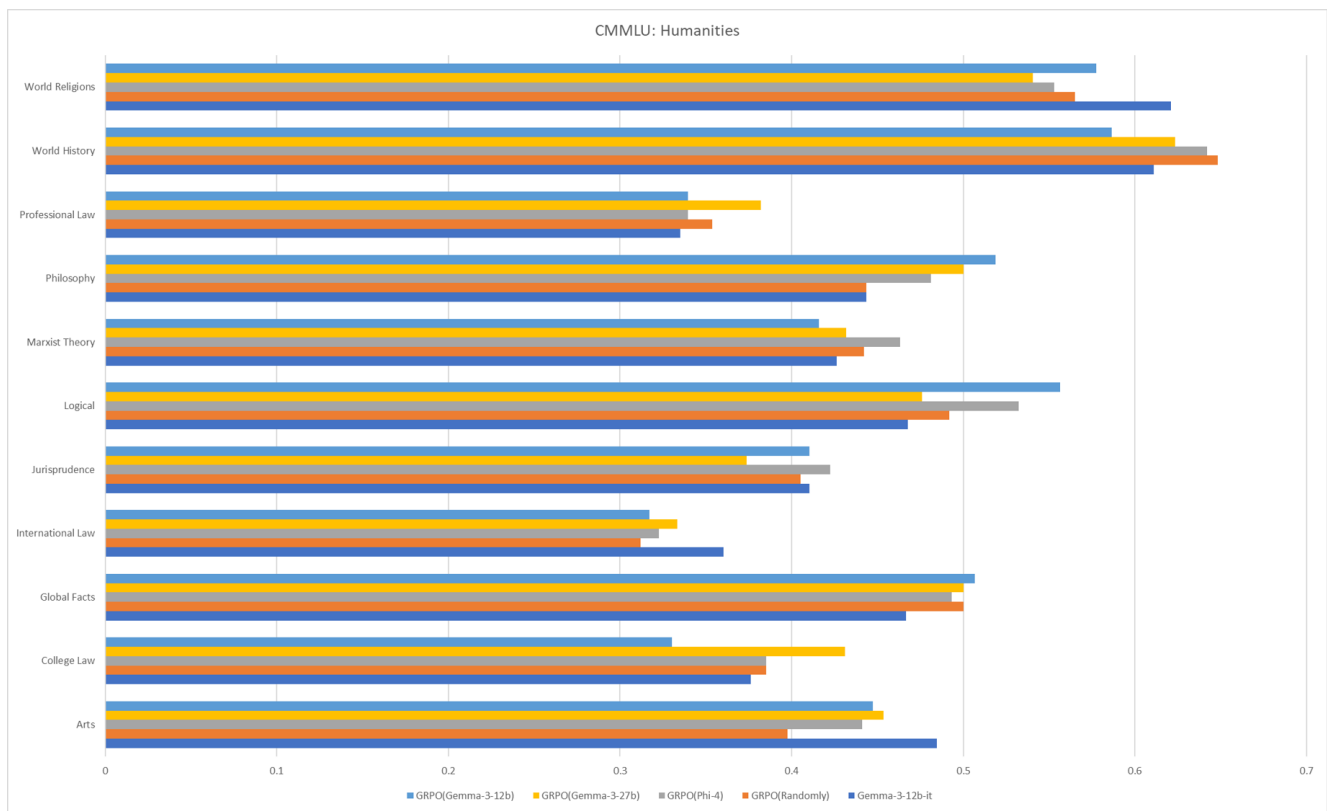


Figure 11. Performance breakdown for the Humanities category from the CMMLU benchmark.

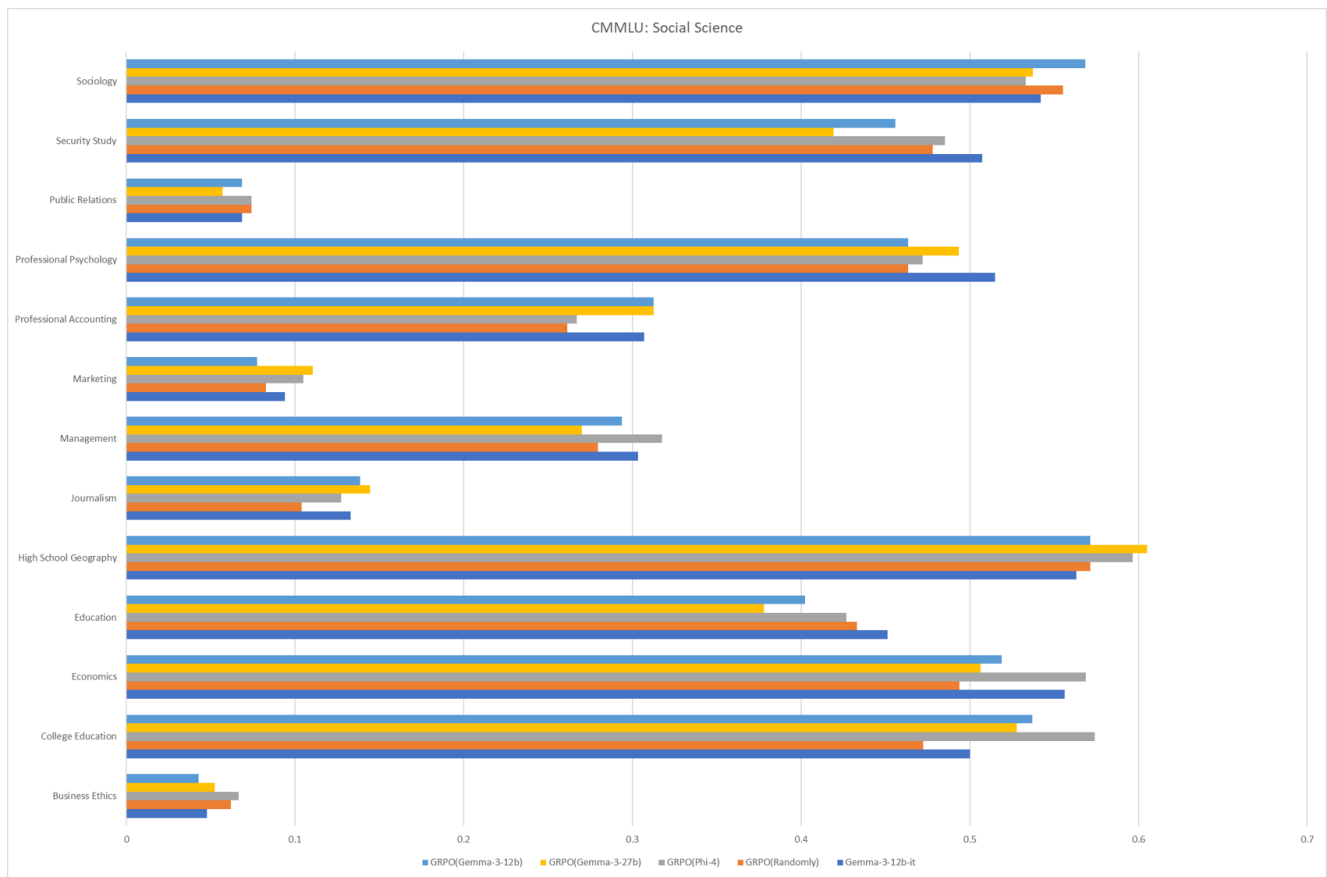


Figure 12. Performance breakdown for the Social Science category from the CMMLU benchmark.

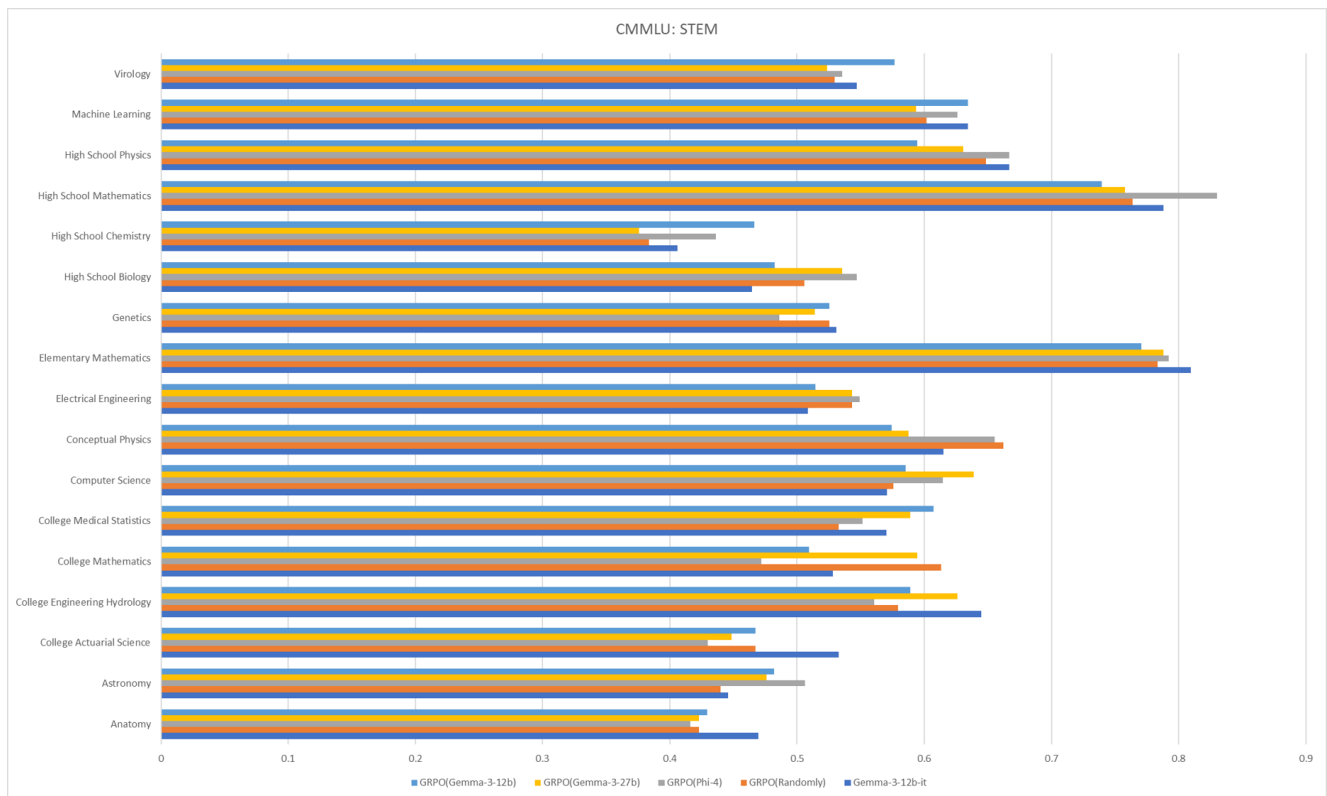


Figure 13. Performance breakdown for the STEM category from the CMMLU benchmark.

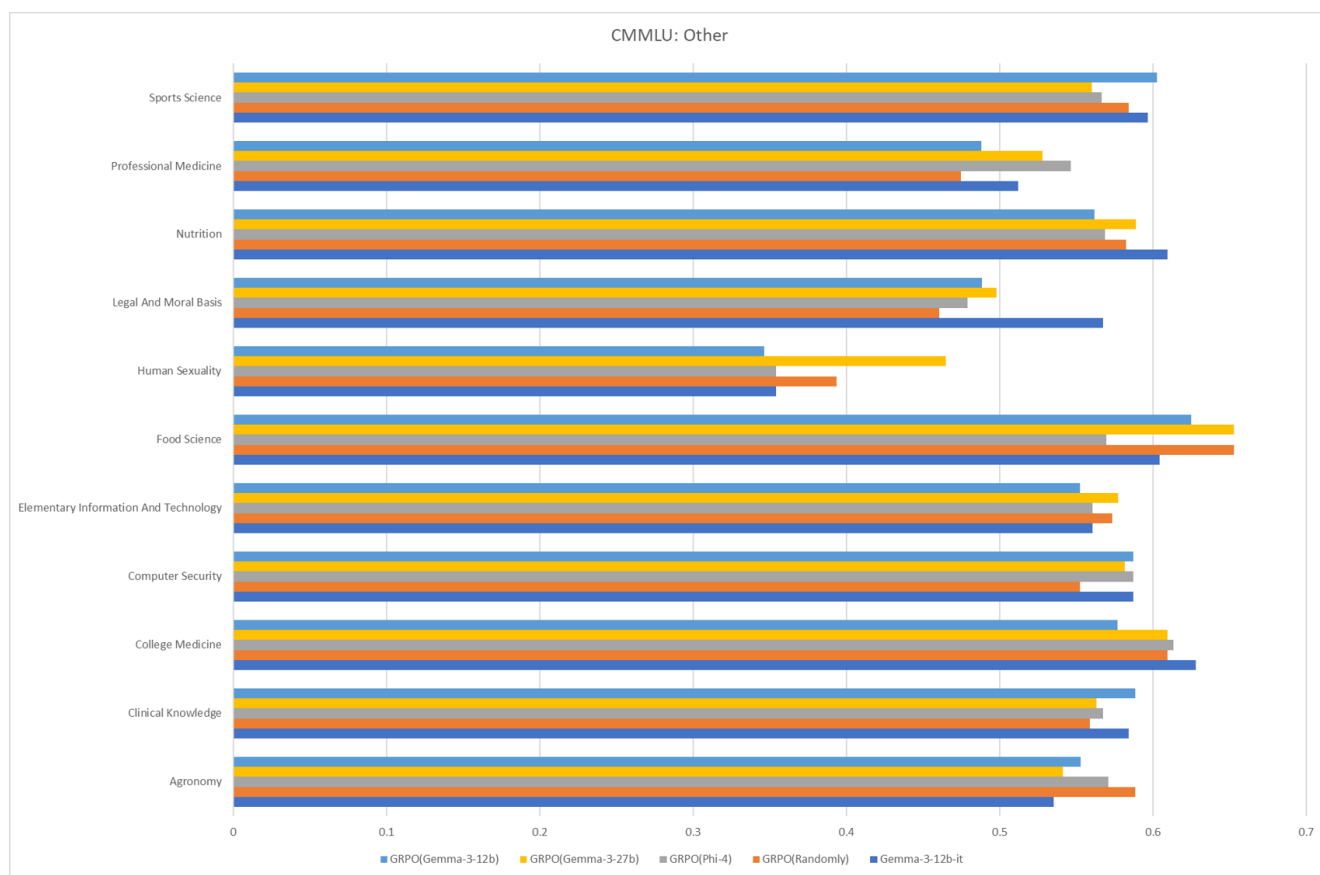


Figure 14. Performance breakdown for the Other category from the CMMLU benchmark.

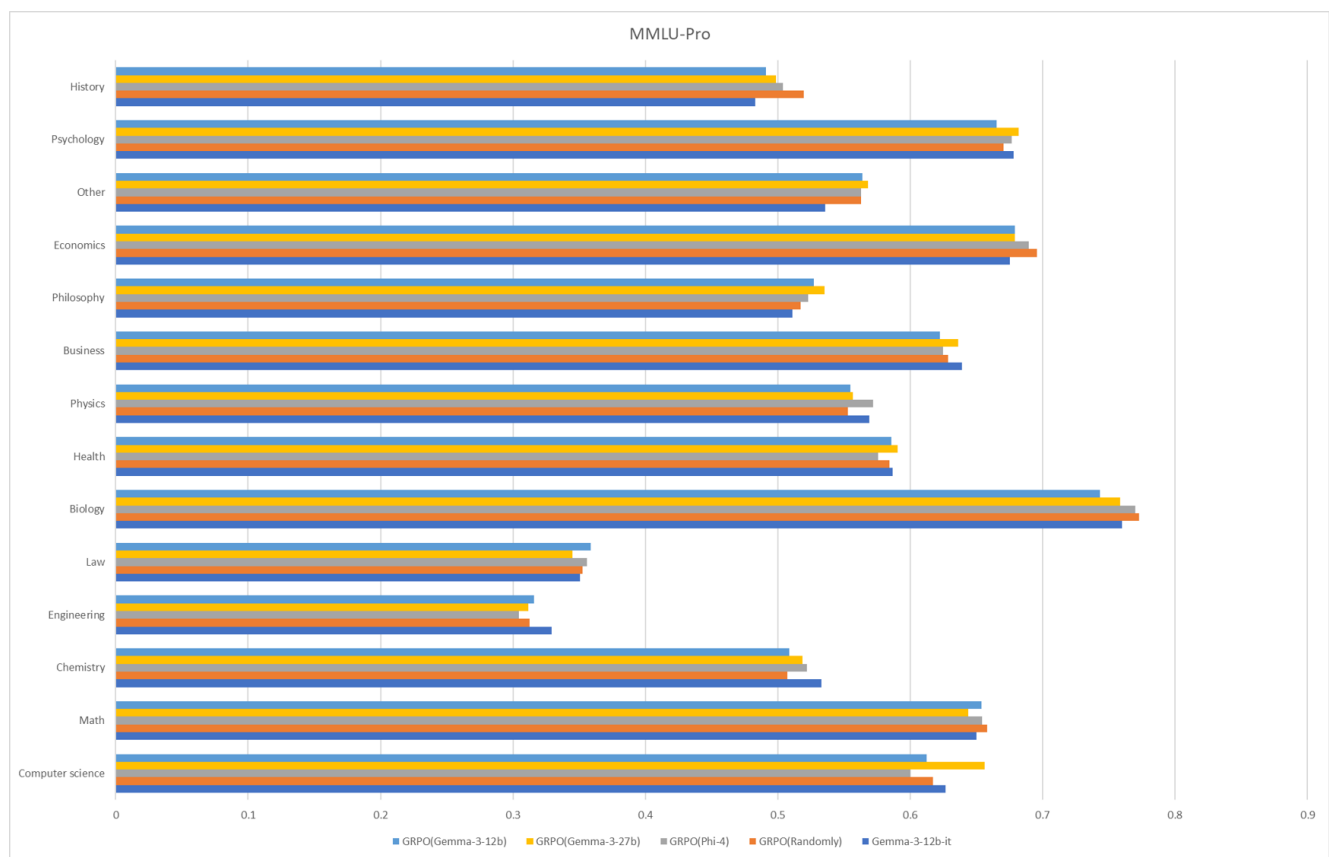


Figure 15. Detail results for MMLU-Pro benchmarks.