

Adaptive Long-term Embedding with Denoising and Augmentation for Recommendation

Zahra Akhlaghi^{*1} and Mostafa Haghir Chehreghani^{†1}

Department of Computer Engineering, Amirkabir University of Technology (Tehran Polytechnic), Tehran, Iran

Abstract

The rapid growth of the internet has made personalized recommendation systems indispensable. Graph-based sequential recommendation systems, powered by Graph Neural Networks (GNNs), effectively capture complex user-item interactions but often face challenges such as noise and static representations. In this paper, we introduce the Adaptive Long-term Embedding with Denoising and Augmentation for Recommendation (ALDA4Rec) method, a novel model that constructs an item-item graph, filters noise through community detection, and enriches user-item interactions. Graph Convolutional Networks (GCNs) are then employed to learn short-term representations, while averaging, GRUs, and attention mechanisms are utilized to model long-term embeddings. An MLP-based adaptive weighting strategy is further incorporated to dynamically optimize long-term user preferences. Experiments conducted on four real-world datasets demonstrate that ALDA4Rec outperforms state-of-the-art baselines, delivering notable improvements in both accuracy and robustness. The source code is available at <https://github.com/zahraakhlaghi/ALDA4Rec>.

keyword: Recommender systems, Sequential recommender systems, graph-based recommendation, graph neural networks, denoising and augmentation, short/long term embeddings

1 Introduction

The rapid expansion of the internet has led to an overwhelming volume of information, making it increasingly difficult for users to efficiently find relevant content [34, 23]. Recommender systems have emerged as a critical solution, leveraging user preferences and behavioral data to provide personalized suggestions, thereby improving user experience, engagement, and business outcomes [41]. These systems are widely applied in domains such as e-commerce, social networks, and online shopping platforms. Various recommendation techniques have been explored, including content-based filtering,

^{*}zahra.akhlaghi@aut.ac.ir

[†]mostafa.chehreghani@aut.ac.ir (corresponding author)

neural collaborative filtering [16], and matrix factorization models [20]. While these approaches have demonstrated effectiveness, they often struggle to capture intricate dependencies and dynamically evolving user preferences. Recently, graph-based methods have gained significant attention due to their ability to model complex relationships between users and items, leading to more accurate and insightful recommendations [15, 33, 26, 31].

A crucial subfield of recommender system research is sequential recommendation, which aims to predict users’ future interactions based on their historical behavior. Various methodologies have been developed for this task, including Markov-chain-based models [27], recurrent neural networks (RNNs)-based models such as GRU4Rec [17] and KrNN-P [24], which capture sequential dependencies, and attention-based mechanisms that model item correlations, as seen in SASRec [18] and TiSASRec [21]. Recently, Graph Neural Networks (GNNs) [19, 42, 4, 9, 43, 10] have demonstrated significant potential in addressing various challenges and tasks on graph-structured data. Subsequently, they have been successfully applied to enhance sequential recommendation by effectively capturing user-item relationships over time. By leveraging graph structures, GNN-based models excel in representing complex item transitions within user sequences, leading to improved prediction accuracy and deeper insights into user behavior [39, 35, 22].

Despite significant advancements in graph-based sequential recommendation systems, several critical challenges persist, hindering their effectiveness in practical, real-world applications. **Firstly**, real-world user data inherently includes substantial noise, such as random clicks, temporary interests, and preferences that evolve over time [28]. The definition and impact of this "noise" vary significantly across users; some exhibit diverse and shifting interests, whereas others maintain stable preferences. Existing noise-filtering techniques primarily address noise during the training phase [30], consequently increasing model complexity. Moreover, traditional methods typically lack strategies that proactively enhance recommendation accuracy—such as identifying and incorporating similar items—to reduce noise impact. **Secondly**, most conventional GNN-based recommendation models rely on static data representations, thereby limiting their ability to effectively adapt to users’ dynamic and evolving preferences. Although recent studies have begun exploring dynamic and temporal graph networks, effectively modeling short-term user behaviors to accurately infer long-term interests remains a significant open challenge.

To address these limitations, we propose the Adaptive Long-term Embedding with Denoising and Augmentation for Recommendation (ALDA4Rec) method, a graph-based sequential recommendation model designed to enhance recommendation accuracy and robustness. Our model consists of three key components:

1. **Graph construction and denoising:** we segment user interactions into multiple time intervals and compute item similarities within each interval. Using these computed similarities, we construct an item-item graph where edges represent relationships between items. We then apply a community detection mechanism to identify and remove noisy data, simultaneously enriching the user’s preference list with similar items.

2. **Long and short-term embedding learning and aggregation:** we generate a user-item graph for each time interval and use Graph Convolutional Networks (GCNs) to propagate higher-order collaborative signals for short-term embeddings. To capture long-term preferences, we combine mean pooling, GRU, and attention mechanisms. A Multi-Layer Perceptron (MLP) assigns weights to long-term embeddings, refining their impact on predictions.
3. **Adaptive long-term embedding optimization:** the weights learned from the MLP dynamically determine the user-specific importance of long-term embeddings in predictions. We adaptively optimize each user’s long-term embeddings based on their learned importance weights.

The key contributions of our work can be summarized as follows:

- We introduce a novel item similarity method and construct an item-item graph based on these similarities. Community detection is applied to each user’s interacted items to filter noisy interactions and enrich user data with relevant items.
- We propose a graph-based recommendation framework that adapts to dynamic user interests through periodic collaborative learning, attentive sequential modeling, and averaged collaborative relationships.
- We use an MLP-based adaptive weighting mechanism to dynamically adjust the influence of long-term embeddings, ensuring personalized recommendations.
- We conduct extensive experiments on four real-world datasets, demonstrating that ALDA4Rec outperforms state-of-the-art baseline models. The experimental results validate both the effectiveness and practical applicability of our proposed approach.

The remainder of this paper is structured as follows: Section 2 reviews the related work. Section 3 introduces the preliminaries and key definitions. Section 4 elaborates on our proposed method. Section 5 presents the experimental results and evaluates the model’s performance. Finally, Section 6 concludes the paper and highlights future research directions.

2 Related work

In this section, we review recent advancements in three closely related fields: graph-based recommendation, sequential recommender systems, and denoising in recommender systems.

2.1 Graph-based recommendation

Recent advancements in GNNs lead to the development of various models for recommender systems. GC-MC [31] applies a graph-based autoencoder for matrix completion, while NGCF [33] captures high-order connectivity by propagating embeddings in the user-item graph. GCCF [5] eliminates

non-linearities and introduces a residual structure to address over-smoothing in sparse interactions. LightGCN [15] simplifies GCN-based collaborative filtering by removing weight transformations and nonlinear activations. UltraGCN [26] approximates infinite-layer graph convolutions with constraint loss, enabling flexible edge weight assignments. HetroFair [11] introduces fairness-aware embeddings by employing fairness-aware attention to mitigate node degree effects and heterophily feature weighting to assign distinct importance to different features. Gholinejad and Haghiri Chehreghani [12] propose a GNN-based recommendation model that disentangles items’ popularity and quality. It introduces an edge classification technique to differentiate between popularity bias and genuine quality disparities among items, and uses cost-sensitive learning to adjust the misclassification penalties.

Temporal GNNs further improve sequential recommendations. SR-GNN [35] models session sequences as graphs to capture item transitions. TEA [22] leverages dynamic heterogeneous graphs for user-item interactions. DGSR [39] focuses on individual user sequences but overlooks dynamic collaborative signals. Redrec [37] incorporates relation-aware GCNs with time decay functions to model item relationships. SelfGNN [25] encodes short-term graphs using time intervals and employs GNNs to model short-term collaborations. It is the most similar work to our method (ALDA4Rec). However, there are significant differences between the two approaches:

- **Preprocessing:** ALDA4Rec incorporates a preprocessing approach that includes constructing an item-item graph, calculating item similarities, forming communities for noise detection, and adding new interactions based on similarity. In contrast, SelfGNN addresses noise removal within the loss function using a self-supervised learning method.
- **Embedding aggregation:** ALDA4Rec utilizes the average of short-term embeddings to model long-term embeddings, in addition to interval-level and instant-level embeddings.
- **Adaptive weighting:** Unlike SelfGNN, ALDA4Rec leverages an MLP to dynamically determine the importance of long-term embeddings for each user during prediction and optimization.

2.2 Sequential recommender systems

Sequential recommender systems play a vital role in analyzing user interaction patterns over time, enabling personalized recommendations. These patterns provide key insights into both short-term user interests and the gradual evolution of their preferences. Traditional approaches based on RNNs demonstrate effectiveness in modeling sequential dependencies. GRU4Rec [17] introduces an RNN-based session-based recommendation model, while KrNN-P [24] incorporates neighboring sequences into RNNs to capture local relationships, proposing the K-plet RNN (KrNN) to jointly model multiple sequences. However, RNNs struggle with long-term dependencies, leading to the adoption of self-attention mechanisms. SASRec [18] leverages self-attention to capture long-term user preferences efficiently, while TiSASRec [21] extends this by incorporating absolute positions and time intervals between interactions. BERT4Rec [29] further improves recommendation accuracy by utilizing deep

bidirectional self-attention, allowing each item in a user’s history to contextualize information from both preceding and succeeding interactions.

Recent models effectively combine recurrent neural networks (RNNs) and self-attention mechanisms for sequential recommendations. SelfGNN [25] enhances user-item representations by applying attention mechanisms to GRU hidden states and embedding sequences, capturing detailed user preferences. Contrastive learning techniques also improve interest modeling. For example, CLSR [40] utilizes a dual-encoder to capture long-term and short-term interests, refining embeddings via contrastive learning and dynamically aggregating them with attention. These developments emphasize the importance of accurate and adaptive sequential recommendation systems.

2.3 Denoising in recommender systems

Recommender systems depend heavily on accurate historical interactions, but real-world data often includes noise from clickbait or accidental interactions, degrading performance. Several methods address this issue. NiDen [38] leverages neighborhood data and dynamic thresholding for noise identification and mitigation. LLM4DSR [32] uses large language models (LLMs) to detect noisy items through self-supervised fine-tuning. SelfGNN [25] corrects short-term interaction graphs based on long-term user interests. GraphDA [8] enhances user-item interaction matrices with top-K sampling and augmented correlations. UDT [7] distinguishes user behaviors into willingness and action phases to capture distinct noise patterns. VIB-GSL [30] applies a variational information bottleneck to extract informative graph structures. SubGCL [36] employs perceptual signal extraction, self-attention mechanisms, and contrastive learning for robust denoising in implicit feedback.

3 Preliminaries

Let $U = \{u_1, u_2, \dots, u_I\}$ represents the user set, where $|U| = I$, and let $V = \{v_1, v_2, \dots, v_J\}$ denotes the item set, where $|V| = J$. To capture the temporal dynamics of interactions, we divide the time range from t_a (first recorded interaction) to t_b (latest recorded interaction) into T equal-length intervals, where T is a configurable parameter. The duration of each interval is given by $(t_b - t_a)/T$. At each time step t , an adjacency matrix $A_t \in \mathbb{R}^{I \times J}$ encodes the implicit user-item interactions. Specifically, if user u_i engages with item v_j during time step t , then $A_{t,i,j} = 1$; otherwise, it remains 0.

To construct an item-item relationship graph, we leverage user interaction sequences within each interval. If a user first selects item v_a and later interacts with item v_b , an undirected edge is formed between them, with its weight increasing by one. The strength of each edge reflects the frequency of co-occurrence between item pairs. These weights are subsequently normalized to range between 0 and 1. The resulting adjacency matrix $Z_t \in \mathbb{R}^{J \times J}$ represents the item-item graph at time step t .

The central task is to predict user-item interactions in the future based on past interaction patterns. Given a sequence of adjacency matrices $\{A_t \mid 1 \leq t \leq T\}$, our objective is to estimate the

interactions in the next time interval, denoted as \hat{A}_{T+1} . This task is framed as an optimization problem, where we seek to minimize the reconstruction loss \mathcal{L}_{rec} between the predicted interactions \hat{A}_{T+1} and the ground truth A_{T+1} :

$$\hat{A}_{T+1} = \arg \min_{\hat{A}} \mathcal{L}_{rec}(\hat{A}, A_{T+1}). \quad (1)$$

4 Methodology

In this section, we first present our preprocessing method to refine A_t . Following that, we present different components of our proposed ALDA4Rec framework. The overall architecture of the ALDA4Rec model is depicted in Figure 1.

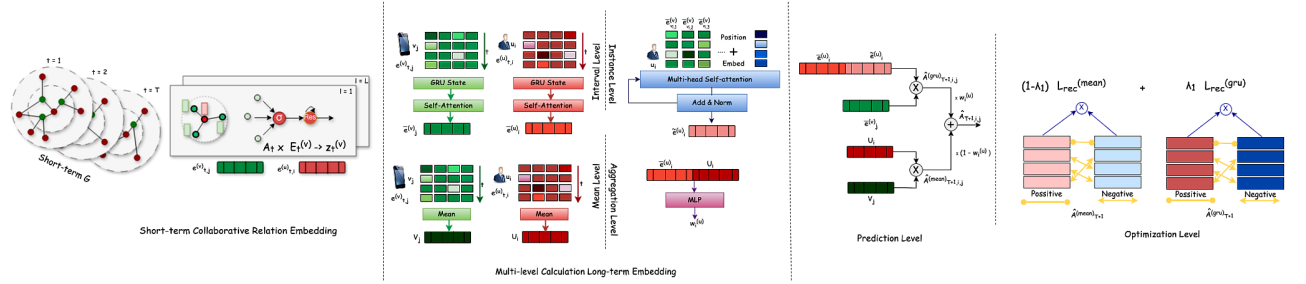


Figure 1: Overall framework of the proposed ALDA4Rec model

4.1 Preprocessing

In this section, we describe the preprocessing method used to enhance user interactions in the matrix $\{A_t \mid 1 \leq t \leq T\}$. In our method, first we compute similarity scores between items. Then, based on the computed similarities, we identify and remove noisy data using a community detection method, and add new interactions for users to augment the user-item graph.

4.1.1 Similarity-based graph construction

We consider two key factors when calculating the similarity between items. First, some items are highly popular among users and frequently appear in most shopping baskets. As a result, they are more likely to be interacted with after other items, even if they are not strongly related. Second, some items may indeed be similar, but due to the time gap between a user's visits to the shopping basket, this similarity may not be accurately captured. We use the following equation to compute the similarity between items:

$$I_t^{sim}[i, j] = \frac{(Z_t + I) \cdot (Z_t + I)^T[i, j]}{Z_t[i] \cdot Z_t[j]^T}, \quad (2)$$

Where I is the identity matrix. In the similarity computation, paths of up to length 2 are considered, with paths of length 1 given a higher weight. Additionally, the denominator in the computation is adjusted to reduce bias toward popular items. The value $I_t^{\text{sim}}[i, j]$ represents the similarity between items i and j during period t , which may differ from $I_t^{\text{sim}}[j, i]$.

4.1.2 Noise detection

To identify noise, we first extract the items a user interacts with within a specific time period. Then, we apply the Louvain community detection algorithm [3] to the subset of the I_t^{sim} graph that represents these items (Figure 2). We choose the Louvain method because it dynamically adapts to different user behaviors without requiring a predefined number of communities. We form these communities independently for each user and time period to account for variations in user interests and behaviors. For example, if a user is only interested in music, we consider sports-related data as noise, whereas for another user, both music and sports data might be relevant.

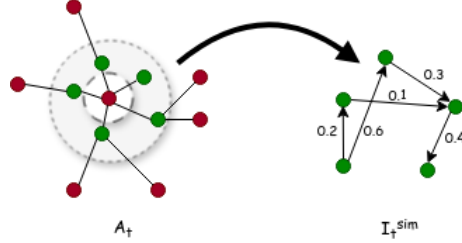


Figure 2: Extracting user interactions from I_t^{sim}

Finally, we identify items that do not belong to any community as noise since the user is not interested in their similar items, and they remain ungrouped. We then reduce their associated edge weights in the matrix A_t , with the degree of reduction determined by a hyperparameter. This adjustment minimizes the influence of noisy items on subsequent analyses, enhancing the accuracy of processing relevant data.

4.1.3 Edge augmentation

To augment new edges, we classify users into two groups. The first group includes previously active users who have since become inactive. For these users, we generate interactions with items similar to those they previously engaged with, simulating their potential behavior. Specifically, if a user was inactive at time t but interacted with item i at $t - 1$, and item i is sufficiently similar to item j at t , we add an interaction with j to A_t . The second group consists of active users at time t . To enrich their interactions, we incorporate similar but ignored items. If item similarity at t exceeds a threshold and the user interacted with i , an interaction with j is added in proportion to their similarity.

4.2 Embedding learning and prediction

This section explores our method of learning user and item embedding matrices from short-term graphs and utilizing them for prediction.

4.2.1 Short-term embedding learning

To capture short-term patterns, we construct embedding matrices using short-term interaction graphs, following an approach similar to SelfGNN [25]. Each user u_i and item v_j are mapped to a d -dimensional latent space, with their embeddings at time t represented as $e_{t,i}^u$ and $e_{t,j}^v$, respectively. These embeddings are organized into matrices $E_t^{(u)} \in R^{I \times d}$ for users and $E_t^{(v)} \in R^{J \times d}$ for items. Inspired by LightGCN [15], we adopt a simplified GCN for modeling short-term interactions:

$$z_{t,i}^{(u)} = \sigma(A_t \cdot E_t^{(u)}), \quad z_{t,j}^{(v)} = \sigma(A_t \cdot E_t^{(v)}) \quad (3)$$

where $z_{t,i}^{(u)}$ and $z_{t,j}^{(v)}$ aggregate information from neighboring nodes, and σ denotes the LeakyReLU activation function. To mitigate overfitting, we apply edge dropout randomly and use deeper GCN layers for enhanced information propagation.

At the l -th layer, the embeddings are updated via message passing as follows:

$$e_{t,i,l}^{(u)} = z_{t,i,l}^{(u)} + e_{t,i,l-1}^{(u)}, \quad e_{t,j,l}^{(v)} = z_{t,j,l}^{(v)} + e_{t,j,l-1}^{(v)} \quad (4)$$

To construct the final embedding representation, we concatenate embeddings from all layers:

$$e_{t,i}^{(u)} = e_{t,i,1}^{(u)} \parallel \dots \parallel e_{t,i,L}^{(u)}, \quad e_{t,j}^{(v)} = e_{t,j,1}^{(v)} \parallel \dots \parallel e_{t,j,L}^{(v)} \quad (5)$$

4.2.2 Long-term embedding learning

We learn long-term embeddings through three phases: interval-level, instant-level, and mean-level. In the following, we describe each of these phases in details.

Interval-level long-term embedding We generate long-term interval-level embeddings similar to the SelfGNN [25] model. As we described in the previous section, we extract short-term embeddings from graphs corresponding to each time period for both users and items. We then arrange these embeddings into sequences and process them using a Gated Recurrent Unit (GRU) network. The GRU updates its hidden state at each time step, allowing us to capture temporal dependencies in the data. We compute the hidden state at time t as follows:

$$h_{t,i}^{(u)} = GRU(e_{t,i}^{(u)}, h_{t-1,i}^{(u)}), \quad h_{t,j}^{(v)} = GRU(e_{t,j}^{(v)}, h_{t-1,j}^{(v)}) \quad (6)$$

In this equation, $h_{t,i}^{(u)} \in R^d$ and $h_{t,j}^{(v)} \in R^d$ represent the GRU's hidden states, which encode sequential patterns over time. We define the sequences for users u_i and items v_j as:

$$S_i^{\text{intv}} = (h_{1,i}^{(u)}, \dots, h_{t,i}^{(u)}, \dots, h_{T,i}^{(u)}), \quad S_j^{\text{intv}} = (h_{1,j}^{(v)}, \dots, h_{t,j}^{(v)}, \dots, h_{T,j}^{(v)}) \quad (7)$$

Next, we apply a multi-head dot-product attention, denoted as $\text{Self-Att}(\cdot)$, to extract meaningful temporal features from the sequences S_i^{intv} and S_j^{intv} :

$$\bar{H}_i^{(u)} = \text{Self-Att}(S_i^{\text{intv}}), \quad \bar{H}_j^{(v)} = \text{Self-Att}(S_j^{\text{intv}}) \quad (8)$$

Finally, we aggregate the extracted features over all time steps to obtain the long-term embeddings:

$$\bar{e}_i^{(u)} = \sum_{t=1}^T \bar{H}_{i,t}^{(u)}, \quad \bar{e}_j^{(v)} = \sum_{t=1}^T \bar{H}_{j,t}^{(v)} \quad (9)$$

Here, $\bar{e}_i^{(u)}$ and $\bar{e}_j^{(v)}$ represent the final long-term embedding vectors, which capture the temporal evolution of user and item interactions over the given intervals.

Instant-level long-term embedding Similar to the SelfGNN [25] model, we apply the self-attention mechanism to sequences of items that users have interacted with. We denote the m -th interacted item of user u_i as $v_{i,m}$, where $m \in \{1, 2, \dots, M\}$ and M represents the maximum length of interactions. We represent the sequence of user u_i 's actions as:

$$S_{i,0}^{\text{inst}} = (\bar{e}_{v_{i,1}}^{(v)} + \mathbf{p}_1, \dots, \bar{e}_{v_{i,M}}^{(v)} + \mathbf{p}_M) \quad (10)$$

Here, we define $\bar{e}_{v_{i,m}}^{(v)} \in R^d$ as the interval-level long-term embedding of item $v_{i,m}$, while $\mathbf{p}_m \in R^d$ is a learnable parameter that captures the positional significance of m . To extract sequential patterns, we apply L_a layers of self-attention with residual connections:

$$S_{i,l}^{\text{inst}} = \sigma(\text{Self-Att}(S_{i,l-1}^{\text{inst}})) + S_{i,l-1}^{\text{inst}}, \quad \tilde{e}_i^{(u)} = \sum S_{i,L_a}^{\text{inst}} \quad (11)$$

In the equation above, $S_{i,l}^{\text{inst}}$ denotes the sequence of user u_i at the l -th iteration of self-attention. We use the vector $\tilde{e}_i^{(u)} \in R^d$ to capture the sequential dependencies within the user's interactions, thereby modeling the user's preferences.

Mean-level long-term embedding GRU neural networks, commonly used for learning embeddings, process sequential data by iteratively updating their hidden states at each time step. However, like other recurrent architectures, they suffer from the vanishing gradient problem, limiting their ability to capture long-range dependencies. Additionally, attention mechanisms exhibit the U-shaped effect, which disproportionately emphasizes tokens at the beginning and end of sequences [1, 2]. To mitigate these challenges and improve prediction performance in the SelfGNN [25] model—where GRUs with attention mechanisms are employed for long-term embedding extraction—we propose an alternative approach. Instead of relying solely on GRU-based embeddings, we compute long-term embeddings by averaging those derived from short-term graphs. Formally, this process is defined as:

$$\begin{aligned} U_i &= \text{mean} \left(e_{1,i}^{(u)}, e_{2,i}^{(u)}, \dots, e_{T,i}^{(u)} \right) \\ V_j &= \text{mean} \left(e_{1,j}^{(v)}, e_{2,j}^{(v)}, \dots, e_{T,j}^{(v)} \right) \end{aligned} \quad (12)$$

where $U_i \in \mathbb{R}^d$ and $V_j \in \mathbb{R}^d$ represent the mean embeddings over short-term graphs for user u_i and item v_j , respectively. This averaging approach ensures that information across the entire sequence is considered uniformly, mitigating biases introduced by GRUs and attention mechanisms while enhancing the model’s ability to capture long-term dependencies.

4.2.3 Embedding aggregation and prediction

Prior to making predictions, we employ an MLP to assess the significance of each long-term embedding for individual users.

$$\begin{aligned} h_i^{(u)} &= \text{MLP}([U_i, \bar{e}_i^{(u)}]) \\ w_i &= \sigma(h_i^{(u)}) \end{aligned} \quad (13)$$

In Equation 13, we concatenate the mean-level and interval-level long-term embeddings and feed them into an MLP network. The final layer employs a sigmoid activation function (σ), and we interpret w_i as the importance weight of sequential long-term embeddings across time intervals for user u_i .

We compute predictions based on the obtained long-term embeddings using the following equations:

$$\hat{A}_{T+1,i,j}^{(\text{mean})} = U_i \cdot V_j, \quad \hat{A}_{T+1,i,j}^{(\text{gru})} = (\bar{e}_i^{(u)} + \tilde{e}_i^{(u)}) \cdot \bar{e}_j^{(v)}. \quad (14)$$

Here, we denote the prediction of user u_i ’s interaction with item v_j in the $(T + 1)$ -th time slot as $\hat{A}_{T+1,i,j}^{(\text{mean})}$, which is derived from the mean-level long-term embedding. Meanwhile, $\hat{A}_{T+1,i,j}^{(\text{gru})}$ represents the prediction obtained from long-term embeddings via the GRU neural network and attention mechanism, integrating both interval-level and instant-level embeddings.

The weight computed in Equation 13 serves as a coefficient for combining these predictions. We formulate the final prediction of user u_i ’s interaction with item v_j at time $T + 1$ as:

$$\hat{A}_{T+1,i,j} = w_i \cdot \hat{A}_{T+1,i,j}^{(\text{gru})} + (1 - w_i) \cdot \hat{A}_{T+1,i,j}^{(\text{mean})}. \quad (15)$$

This formulation enhances the model’s flexibility, allowing us to optimally integrate information for improved future interaction predictions.

4.3 Loss functions

In our proposed method, we use the coefficient obtained from Equation 13 to optimize the model. Our approach adjusts the embeddings based on the weight assigned to each by the user. Accordingly, we apply the following equation to optimize the recommendations:

$$\begin{aligned} \mathcal{L}_{rec}^{(\text{gru})} &= \sum_{i=1}^I \sum_{k=1}^{N_{pr}} \max(0, 1 - ((1 - w_i) \cdot (\hat{A}_{T+1,i,p_k}^{(\text{gru})} + \hat{A}_{T+1,i,n_k}^{(\text{gru})}))) \\ \mathcal{L}_{rec}^{(\text{mean})} &= \sum_{i=1}^I \sum_{k=1}^{N_{pr}} \max(0, 1 - (w_i \cdot (\hat{A}_{T+1,i,p_k}^{(\text{mean})} - \hat{A}_{T+1,i,n_k}^{(\text{mean})}))) \end{aligned} \quad (16)$$

We utilize $\mathcal{L}_{rec}^{(gru)}$ to optimize the long-term embeddings extracted by the GRU network, while $\mathcal{L}_{rec}^{(mean)}$ optimizes the embeddings computed through averaging. Here, N_{pr} denotes the number of samples, and p_k and n_k represent the indices of the k -th positive and negative samples, respectively. We define the final optimization equation as follows:

$$\mathcal{L} = \lambda_1 \cdot \mathcal{L}_{rec}^{(gru)} + (1 - \lambda_1) \cdot \mathcal{L}_{rec}^{(mean)} + \lambda_2 \cdot \|\Theta\|_F^2 \quad (17)$$

In this equation, the coefficients λ_1 and λ_2 serve as hyperparameters to balance the importance of different terms in the optimization function. The term $\|\Theta\|_F^2$ represents the weight decay of L2 regularization, where λ_2 controls its influence. Finally, \mathcal{L} denotes the overall loss function that we use for model optimization.

4.4 The algorithm

Algorithm 1 presents the pseudocode of the proposed ALDA4Rec model. As described earlier, the process begins by generating user and item embeddings for each short-term graph (lines 2–5). Following this, two types of long-term embeddings are extracted: the first is computed using a GRU combined with an attention mechanism to capture interval-level and instance-level long-term dependencies (lines 6–8), while the second is obtained by averaging the embeddings from the short-term graphs (line 9). To further refine these representations, an MLP is employed to assess the significance of the long-term embeddings for each user (line 10). Finally, these embeddings are utilized for prediction, and throughout the process, the loss function is continuously optimized to enhance the model’s performance.

4.5 Time complexity

Recommender systems must not only provide desirable performance in terms of accuracy and efficiency but also be optimized in terms of execution time. Therefore, this section analyzes time complexity of the model.

- In the preprocessing (graph construction and denoising) step, time complexity of computing item similarity is $O(|\mathcal{A}| + |\mathcal{J}|^3)$, where $|\mathcal{A}|$ is the total number of interactions and $|\mathcal{J}|$ is the number of items. Additionally, to eliminate noise, the Louvain method is used for community detection, which has a time complexity of $O(|\mathcal{A}| \log(|\mathcal{A}|))$. Furthermore, the time complexity of adding new interactions based on the similarity criterion is $O(|\mathcal{A}|)$. As a result, the whole time complexity of the preprocessing step is $O(|\mathcal{A}| + |\mathcal{J}|^3)$.
- In the training phase, time complexity of computing short-term embeddings is $O(L \times |\mathcal{A}| \times d)$, indicating that the computational cost of segmented graphs is equivalent to that of a complete graph. Time complexity of computing long-term embeddings, based on the sequential pattern across time intervals, is $O((T \times d^2 + T^2 \times d) \times (I + J))$. The sequential pattern modeling based on

Algorithm 1 Inference Process of the ALDA4Rec Framework.

Require: Pre-processed graph sequences $\{A_t \mid 1 \leq t \leq T\}$, number of samples N , maximum epochs E , loss function weights λ_1 , regularization coefficient λ_2 , and learning rate ρ

Ensure: Optimized parameter set Θ

```
1: Initialize  $\Theta$  with random values
2: for epoch  $e = 1$  to  $E$  do
3:   for each time step  $t = 1$  to  $T$  do
4:     Extract user short-term embeddings  $e_{t,i}^{(u)}$  and item short-term embeddings  $e_{t,j}^{(v)}$  for time  $t$ 
5:   end for
6:   Construct feature evolution sequences  $S_{u_i}^{\text{int}}$  for users and  $S_{v_j}^{\text{int}}$  for items across intervals
7:   Compute interval-based long-term user embeddings  $\bar{e}_i^{(u)}$  and item embeddings  $\bar{e}_j^{(v)}$ 
8:   Capture instance-level long-term sequential user features  $\tilde{e}_i^{(u)}$ 
9:   Compute temporal average representations for users ( $U_i$ ) and items ( $V_j$ )
10:  Concatenate  $\bar{e}_i^{(u)}$  with  $U_i$  and use an MLP to determine weighting factors for long-term representation in the optimization process
11:  Sample a mini-batch  $U$  containing  $N_{pr}$  positive-negative user-item pairs
12:  Define loss function:  $\mathcal{L} = \lambda_2 \cdot \|\Theta\|_F^2$ 
13:  for each user  $u_i$  in  $U$  do
14:    Compute predictions  $\hat{A}_{T+1,i,p_k}^{(mean)}$ ,  $\hat{A}_{T+1,i,n_k}^{(mean)}$ ,  $\hat{A}_{T+1,i,p_k}^{(gru)}$ , and  $\hat{A}_{T+1,i,n_k}^{(gru)}$ 
15:    Update  $\mathcal{L}$  with hinge loss components:
16:     $\mathcal{L} += \sum_{i=1}^I \sum_{k=1}^{N_{pr}} \max(0, 1 - ((1 - w_i) \cdot (\hat{A}_{T+1,i,p_k}^{(gru)} - \hat{A}_{T+1,i,n_k}^{(gru)})))$ 
17:     $\mathcal{L} += \sum_{i=1}^I \sum_{k=1}^{N_{pr}} \max(0, 1 - (w_i \cdot (\hat{A}_{T+1,i,p_k}^{(mean)} - \hat{A}_{T+1,i,n_k}^{(mean)})))$ 
18:  end for
19:  for each parameter  $\theta$  in  $\Theta$  do
20:    Perform gradient descent update:  $\theta \leftarrow \theta - \rho \cdot \frac{\partial \mathcal{L}}{\partial \theta}$ 
21:  end for
22: end for
23: return Optimized parameters  $\Theta$ 
```

the item sequence for computing user preference embeddings has a time complexity of $O((M \times d^2 + M^2 \times d) \times B)$, where B denotes the batch size. Finally, computing long-term embeddings using the averaging method has a time complexity of $O(T \times (I + J))$. As a result, the whole time complexity of the training phase is $O(L \times |\mathcal{A}| \times d + (T \times d^2 + T^2 \times d) \times (I + J) + (M \times d^2 + M^2 \times d) \times B)$.

5 Experiments

In this section, we first provide an overview of the datasets, baseline models, and evaluation metrics used in our study. We then present our extensive experiments, detailing the evaluation settings and

Table 1: Statistics of the datasets used in our experiments.

Dataset	# users	# items	# interactions	Density
Amazon-book	11199	30821	375916	1.1e-3
Gowalla	48653	52621	1807125	7.1e-4
Movielens	24312	8688	1758929	8.3e-3
Yelp	19751	38391	1467157	1.9e-3

analyzing the impact of various factors on model performance.

5.1 Experimental setup

5.1.1 Datasets

We evaluate the performance of our proposed model on four datasets, which are presented in Table1.

- **Amazon-Book**¹: This dataset contains user ratings for Amazon books, collected in 2014 [14].
- **MovieLens**²: This dataset includes user ratings for various movies within the time range of 2002 to 2009 [13].
- **Gowalla**³: This dataset consists of users’ location check-ins on the Gowalla platform in 2010 [6].
- **Yelp**⁴: This dataset contains information about businesses and user interactions with them, collected between 2009 and 2019.

5.1.2 Baseline models

To evaluate the performance of ALDA4Rec, we consider the following state-of-the-art recommendation models:

- **SASRec** [18]: Utilizes self-attention mechanisms to capture sequential patterns in recommender systems.
- **TiSASRec** [21]: Integrates time interval embeddings into a transformer-based self-attention model, dynamically adjusting attention scores based on time gaps between user interactions.

¹<https://cseweb.ucsd.edu/~jmcauley/datasets/amazon/links.html>

²<https://grouplens.org/datasets/movielens/10m/>

³<https://snap.stanford.edu/data/loc-Gowalla.html>

⁴<https://www.yelp.com/dataset>

- LightGCN [15]: Simplifies graph convolution by removing non-linear transformations and feature projections. It focuses on propagating and aggregating user and item embeddings over the interaction graph, combining information from multiple propagation layers through weighted summation.
- GraphDA [8]: Proposes a novel adjacency matrix integrating user-user, item-item correlations, and balanced user-item interactions via top-K sampling. It leverages pre-trained graph embeddings to enhance recommendation accuracy.
- SelfGNN [25]: Constructs sequential user interaction graphs and leverages GNNs to capture complex item dependencies. It also integrates self-supervised contrastive learning tasks to refine embeddings and enhance recommendation performance.

5.1.3 Evaluation metrics

To evaluate this method, we use two common Top- N metrics: Hit Ratio (HR)@ N and Normalized Discounted Cumulative Gain ($NDCG$)@ N . Below, we provide a brief description of these metrics.

$NDCG$ @ N is defined as follows:

$$NDCG@N = \frac{DCG@N}{IDCG@N}, \quad (18)$$

where $DCG@N$ and $IDCG@N$ are given by:

$$DCG@N = \sum_{i=1}^N \frac{2^{rel_i} - 1}{\log_2(i + 1)}. \quad (19)$$

$$IDCG@N = \sum_{i=1}^{REL_N} \frac{2^{rel_i} - 1}{\log_2(i + 1)}. \quad (20)$$

Here, REL_N represents a stored list of the N most relevant items in descending order. The function rel_i denotes the relevance of the i -th ranked item, which is either 0 (irrelevant) or 1 (relevant).

$HR@N$ measures the fraction of cases in which the ground-truth item appears among the top- N recommendations. It is defined as follows:

$$HR@N = \frac{1}{|U|} \sum_{u \in U} \mathbb{I}(r_u \in R_u^N), \quad (21)$$

where r_u represents the ground-truth item for user u , R_u^N denotes the top- N recommended items for user u , and $\mathbb{I}(\cdot)$ is an indicator function that returns 1 if r_u is in R_u^N and 0 otherwise.

To evaluate our method, we assume N is selected from $\{5, 15, 20\}$.

5.1.4 Hyper-parameters settings

For the implementation of the proposed model, we utilize the TensorFlow library (version 1.14). The model is optimized using the Adam optimizer with an initial learning rate of 1×10^{-3} , which decays by a factor of 0.96 per epoch. The embedding dimension is set to 64. The architecture of the GNN consists of a variable number of layers, selected from the set $\{1, 2, 3\}$. The batch size is chosen from $\{128, 256, 512\}$, ensuring efficient training. At the sequence modeling level, the number of attention layers is selected from $\{2, 3, 4\}$. Additionally, the number of short-term graphs (T) varies within the range $\{t \mid 3 \leq t \leq 12\}$, allowing flexibility in capturing temporal dependencies. To prevent overfitting, the L_2 regularization weight (λ_2) is set to 1×10^{-2} , while λ_1 is fixed at 0.1. A dropout rate of 0.5 is applied to enhance generalization. Moreover, the interaction weight identified as noise (β) is chosen from $\{0.3, 0.5, 0.7\}$, and the similarity threshold (\min_{sim}) is selected from $\{0.5, 0.7, 0.8\}$.

5.2 Performance comparison

Table 2 compares our proposed model, ALDA4Rec, with baseline models using HR and NDCG. Among the baselines, TiSASRec [21] extends SASRec [18] by incorporating temporal factors into its attention mechanism, while GraphDA [8] enhances LightGCN [15] through noise reduction and interaction augmentation. SelfGNN [25], a hybrid model combining GNNs and attention, achieves the best performance among baselines by learning both short- and long-term user preferences.

Our proposed model, ALDA4Rec, consistently outperforms all baseline models across all evaluation metrics. This superior performance can be attributed to its novel noise removal strategy during preprocessing and its ability to leverage the average of short-term embeddings to model long-term user relationships. Additionally, it adaptively integrates these embeddings for prediction and optimization, further refining recommendation accuracy. The "Imp" column in Table 2 quantifies the extent of improvement achieved by our model compared to the baselines.

Dataset-specific trends further highlight the robustness of our approach. In the Gowalla dataset, where the timeline is divided into three short-term graphs, averaging short-term embeddings results in a moderate performance improvement. In contrast, the Movielens and Amazon datasets, which feature a greater number of time intervals for short-term modeling, exhibit the most significant performance gains. These results underscore the effectiveness of our approach in leveraging temporal dynamics to enhance recommendation performance.

5.3 Ablation study

In this section, we examine the key innovations of the proposed method, including graph construction and denoising strategies, as well as the use of short-term embedding averages to mitigate the vanishing gradient issue in GRU and address the U-shape problem in the attention mechanism.

Table 2: Comparison of various recommendation models across multiple datasets. Bold values indicate the best performance, and underlined values represent the second-best performance.

Dataset	Metric	SASRec	TiSASRec	LightGCN	GraphDA	SelfGNN	ALDA4Rec	Imp
<i>Movielens</i>	HR@5	0.0812	0.0835	0.1188	0.1243	<u>0.1345</u>	0.16	18.96%
	NDCG@5	0.0524	0.0531	0.0765	0.0814	<u>0.0893</u>	0.106	18.70%
	HR@10	0.1361	0.14	0.1912	0.1994	<u>0.2103</u>	0.2405	14.36%
	NDCG@10	0.07	0.0712	0.0998	0.1057	<u>0.1139</u>	0.1319	15.80%
	HR@20	0.1732	0.1804	0.2886	0.2989	<u>0.3247</u>	0.3541	9.06%
	NDCG@20	0.091	0.0926	0.1243	0.1306	<u>0.1424</u>	0.1604	12.64%
<i>Amazon</i>	HR@5	0.1722	0.1811	0.1672	0.1889	<u>0.2956</u>	0.3303	11.74%
	NDCG@5	0.1421	0.1493	0.1096	0.1371	<u>0.2108</u>	0.2343	11.15%
	HR@10	0.2678	0.2721	0.2419	0.2664	<u>0.3914</u>	0.4339	10.86%
	NDCG@10	0.1703	0.1785	0.1336	0.1519	<u>0.2427</u>	0.2676	10.26%
	HR@20	0.3278	0.3294	0.2724	0.2936	<u>0.4863</u>	0.5356	10.14%
	NDCG@20	0.1853	0.1945	0.159	0.1714	<u>0.2656</u>	0.2944	10.84%
<i>Gowalla</i>	HR@5	0.4295	0.4412	0.3391	0.3459	<u>0.519</u>	0.526	1.34%
	NDCG@5	0.3134	0.3237	0.2498	0.2573	<u>0.3931</u>	0.3951	0.50%
	HR@10	0.5634	0.5713	0.4690	0.4762	<u>0.6464</u>	0.6506	0.65%
	NDCG@10	0.3565	0.3658	0.2886	0.2963	<u>0.4345</u>	0.436	0.34%
	HR@20	0.6863	0.6887	0.5981	0.6086	<u>0.7634</u>	0.7708	0.96%
	NDCG@20	0.3909	0.3979	0.3191	0.3277	<u>0.4632</u>	0.4660	0.60%
<i>Yelp</i>	HR@5	0.0742	0.0745	0.2183	0.2322	<u>0.2338</u>	0.2361	0.98%
	NDCG@5	0.0489	0.05	0.1416	0.1524	<u>0.1543</u>	0.1548	0.32%
	HR@10	0.104	0.1062	0.3424	<u>0.3578</u>	0.3495	0.3638	1.68%
	NDCG@10	0.0649	0.0712	0.1816	<u>0.1929</u>	0.1916	0.1956	1.40%
	HR@20	0.1541	0.1601	0.5039	<u>0.5087</u>	0.4964	0.5252	3.24%
	NDCG@20	0.0828	0.0831	0.2222	<u>0.2309</u>	0.2285	0.2366	2.47%

Table 3: Evaluation of graph construction and denoising on the top 10 data points

Models	Datasets							
	Yelp		Movielens		Amazon		Gowalla	
	HR	NDCG	HR	NDCG	HR	NDCG	HR	NDCG
Noisy-data	0.1855	0.3475	0.1088	0.2088	0.2189	0.3615	0.4349	0.6453
SelfGNN	0.1916	0.3495	0.1139	0.2103	0.2427	0.3914	0.4345	0.6464
DA4Rec	0.1921	0.3591	0.1218	0.2234	0.2580	0.4154	0.4360	0.6503

5.3.1 Graph construction and denoising evaluation

In order to evaluate the performance of our community-based denoising method, in this section we compare the following approaches: i) the noisy-data model, which is a variant of SelfGNN without self-supervised noise removal, ii) DA4Rec⁵, which is a variant of our proposed model that only incor-

⁵DA4Rec is an abbreviation for Denoising and Augmentation for Recommendation

porates the preprocessing step for graph construction and denoising. Specifically, DA4Rec replaces SelfGNN’s self-supervised denoising with our preprocessing step, iii) the SelfGNN model. The results are presented in Table 3. They demonstrate that DA4Rec outperforms other methods. As a result, DA4Rec not only surpasses SelfGNN in noise removal but also reduces complexity by addressing it during the preprocessing stage.

Table 4: Specifications of the preprocessing step across all the datasets. Execution time is the time to run all the pre-processing steps, including computing similarity scores, community detection, identifying noisy edges and augmenting new edges.

Dataset	#initial interactions	#noisy interactions	#augmented interactions	Execution time (in mins)
MovieLens	1,758,929	295,493	378	36
Amazon	375,916	176,311	43,562	13
Yelp	1,467,157	487,987	8,570	50
Gowalla	1,807,125	389,540	89	48

Table 4 presents the details of the preprocessing step, including noise removal and the addition of new interactions. One challenge of our proposed model is the computational time required for preprocessing, which increases with the number of interactions and items. In particular and as discussed in Section 4.5, computing similarity scores has a quadratic time complexity with respect to the number of items. However, as shown in Table 4, the entire preprocessing phase can be completed in less than an hour for all datasets. It is also important to emphasize that this computational overhead is confined to the preprocessing phase and does not directly impact the system’s performance during subsequent stages.

5.3.2 Long-term embedding evaluation via averaging

To evaluate the impact of aggregating long-term embeddings via averaging, we compare the following methods in this section: i) AL4Rec,⁶ which represents our model without the preprocessing phase (i.e., noise reduction and augmentation), ii) AL-SGL,⁷ which incorporates our proposed mean-level long-term embedding aggregation into the SelfGNN model, and iii) the SelfGNN model. The results are presented in Table 5. AL-SGL outperforms the other methods across all datasets, reflecting the impact of using the mean function for aggregating embeddings.

By analyzing the results presented in Tables 2, 3 and 5, it is evident that the AL-SGL model performs better for the Yelp dataset. This superior performance can be attributed to the division of the dataset into 12 time intervals to model short-term interactions. Incorporating the average

⁶AL4Rec is an abbreviation for Adaptive Long-term Embedding for Recommendation

⁷AL-SGL is an abbreviation for Adaptive Long-term Embedding and SelfGNN Loss

Table 5: Evaluation of long-term embedding addition via averaging on the top 10 data points

Models	Datasets							
	Yelp		Movielens		Amazon		Gowalla	
	HR	NDCG	HR	NDCG	HR	NDCG	HR	NDCG
AL4Rec	0.192	0.3548	0.1257	0.2305	0.2343	0.4029	0.434	0.6454
SelfGNN	0.1916	0.3495	0.1139	0.2103	0.2427	0.3914	0.4345	0.6464
AL-SGL	0.2031	0.3743	0.1273	0.2354	0.2582	0.4120	0.4356	0.6480

of short-term embeddings ensures that the model captures information from all intervals effectively. Additionally, given that the average number of user interactions in most intervals is approximately 4, the community detection method struggles to effectively remove noisy data. In contrast, AL-SGL, by integrating self-supervised learning (from SelfGNN) with adaptive long-term embeddings, demonstrates superior noise reduction capabilities.

Furthermore, a comparison of our proposed model’s preprocessing method (AL4Rec) with SelfGNN for the Yelp dataset indicates that AL4Rec performs better. This improvement arises from the inclusion of average embeddings. Without these, the initial and final embeddings disproportionately influence predictions due to the U-shape issue. Notably, the highest number of interactions occurs in the final three short-term intervals, where each user has an average of 10 interactions in the final embeddings. Under such conditions, our noise removal method outperforms self-supervised learning.

5.4 Hyper-parameter analysis

This section examines the impact of key hyper-parameters on model performance, specifically perturbation weight (β), similarity threshold (min_{sim}), and λ_1 . Figure 4 illustrates that the optimal β values are 0.5 for Movielens and 0.3 for Amazon. These results indicate that our model performs the worst when noise detection is disabled ($\beta = 0$), as it fails to mitigate the influence of noisy interactions in user behavior modeling. However, completely discarding detected noisy interactions is also detrimental; instead, they should be considered with a reduced weight to better reflect user behavior.

Figure 3 shows that the optimal λ_1 is 0.1, suggesting that placing greater emphasis on optimizing the mean-level long-term embedding enhances model performance. Figure 5 highlights that the best values for min_{sim} are 0.75 for Movielens and 0.5 for Amazon. Models trained on datasets with fewer interactions and higher sparsity benefit from a lower min_{sim} , as it allows more interactions to be incorporated, leading to better user behavior modeling. These findings underscore the importance of carefully tuning hyper-parameters to achieve optimal model performance.

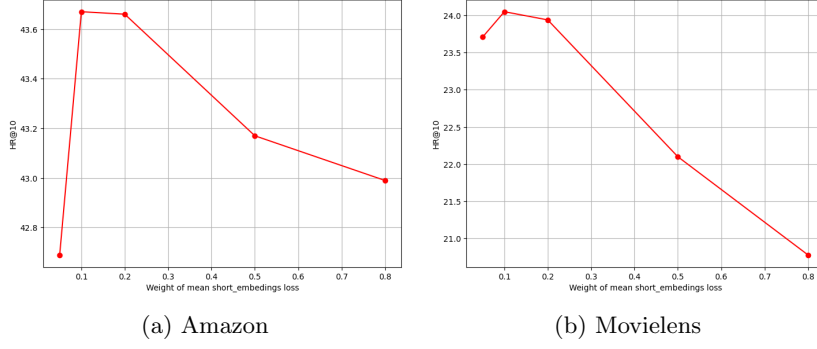


Figure 3: Performance of our model for various values of λ_1 in HR@10.

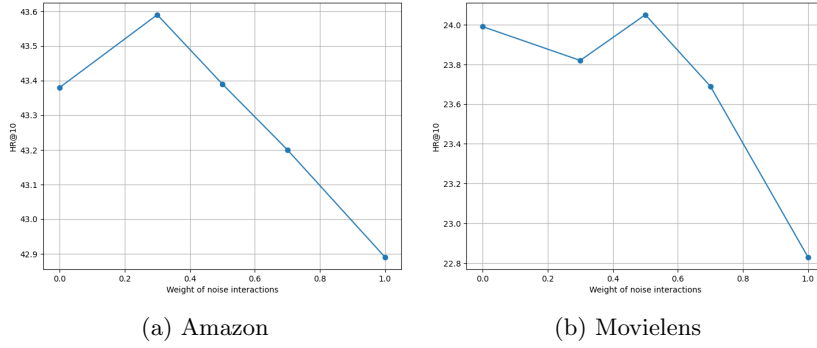


Figure 4: Analysis of the Performance of Our Model for Various Values of β in HR@10.

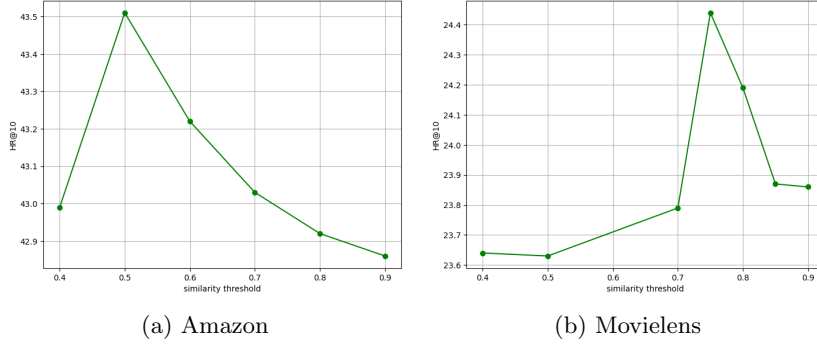


Figure 5: Impact of \min_{sim} variation on model performance in HR@10.

6 Conclusion

In this paper, we proposed a sequential recommendation system leveraging GNNs to enhance recommendation accuracy. Our approach offers two primary contributions. First, we introduced a novel graph construction and denoising technique that refines user interaction data by reducing noise and

effectively adding interactions with overlooked items that closely match user preferences. Second, we developed a model designed to overcome the vanishing gradient problem in GRU and address the U-shaped distribution issue commonly observed in attention mechanisms. By integrating short-term embeddings through GRUs, attention layers, and averaging methods to construct long-term representations, our approach effectively preserved historical user interactions, leading to a substantial improvement in prediction accuracy.

Future research could further enhance the system’s adaptability by directly incorporating immediate short-term user preferences into the prediction process, allowing for greater responsiveness to dynamically evolving user interests.

Acknowledgment

This work is supported by the Iran National Science Foundation (INSF) under project No.4034377.

References

- [1] Federico Barbero, Andrea Banino, Steven Kapturowski, Dharshan Kumaran, João G. M. Araújo, Alex Vitvitskyi, Razvan Pascanu, and Petar Velickovic. Transformers need glasses! information over-squashing in language tasks. *CoRR*, abs/2406.04267, 2024.
- [2] Ali Behrouz, Ali Parviz, Mahdi Karami, Clayton Sanford, Bryan Perozzi, and Vahab Mirrokni. Best of both worlds: Advantages of hybrid graph sequence models. *CoRR*, abs/2411.15671, 2024.
- [3] Vincent D. Blondel, Jean-Loup Guillaume, and Renaud Lambiotte. Fast unfolding of communities in large networks: 15 years later. *CoRR*, abs/2311.06047, 2023.
- [4] Mostafa Haghiri Chehreghani. Half a decade of graph convolutional networks. *Nat. Mach. Intell.*, 4(3):192–193, 2022.
- [5] Lei Chen, Le Wu, Richang Hong, Kun Zhang, and Meng Wang. Revisiting graph based collaborative filtering: A linear residual graph convolutional network approach. In *The Thirty-Fourth AAAI Conference on Artificial Intelligence, AAAI 2020, The Thirty-Second Innovative Applications of Artificial Intelligence Conference, IAAI 2020, The Tenth AAAI Symposium on Educational Advances in Artificial Intelligence, EAAI 2020, New York, NY, USA, February 7-12, 2020*, pages 27–34. AAAI Press, 2020.
- [6] Eunjoon Cho, Seth A. Myers, and Jure Leskovec. Friendship and mobility: user movement in location-based social networks. In Chid Apté, Joydeep Ghosh, and Padhraic Smyth, editors, *Proceedings of the 17th ACM SIGKDD International Conference on Knowledge Discovery and Data Mining, San Diego, CA, USA, August 21-24, 2011*, pages 1082–1090. ACM, 2011.

- [7] Haoyan Chua, Yingpeng Du, Zhu Sun, Ziyang Wang, Jie Zhang, and Yew-Soon Ong. Unified denoising training for recommendation. In Tommaso Di Noia, Pasquale Lops, Thorsten Joachims, Katrien Verbert, Pablo Castells, Zhenhua Dong, and Ben London, editors, *Proceedings of the 18th ACM Conference on Recommender Systems, RecSys 2024, Bari, Italy, October 14-18, 2024*, pages 612–621. ACM, 2024.
- [8] Ziwei Fan, Ke Xu, Zhang Dong, Hao Peng, Jiawei Zhang, and Philip S. Yu. Graph collaborative signals denoising and augmentation for recommendation. In Hsin-Hsi Chen, Wei-Jou (Edward) Duh, Hen-Hsen Huang, Makoto P. Kato, Josiane Mothe, and Barbara Poblete, editors, *Proceedings of the 46th International ACM SIGIR Conference on Research and Development in Information Retrieval, SIGIR 2023, Taipei, Taiwan, July 23-27, 2023*, pages 2037–2041. ACM, 2023.
- [9] Chen Gao, Yu Zheng, Nian Li, Yinfeng Li, Yingrong Qin, Jinghua Piao, Yuhang Quan, Jianxin Chang, Depeng Jin, Xiangnan He, and Yong Li. A survey of graph neural networks for recommender systems: Challenges, methods, and directions. *Trans. Recomm. Syst.*, 1(1):1–51, 2023.
- [10] Fatemeh Gholamzadeh Nasrabadi, Amirhossein Kashani, Pegah Zahedi, and Mostafa Haghir Chehreghani. Content augmented graph neural networks. *ACM Trans. Web*, October 2024.
- [11] Nemat Gholinejad and Mostafa Haghir Chehreghani. Heterophily-aware fair recommendation using graph convolutional networks. *CoRR*, abs/2402.03365, 2024.
- [12] Nemat Gholinejad and Mostafa Haghir Chehreghani. Disentangling popularity and quality: An edge classification approach for fair recommendation, 2025.
- [13] F. Maxwell Harper and Joseph A. Konstan. The movielens datasets: History and context. *ACM Trans. Interact. Intell. Syst.*, 5(4):19:1–19:19, 2016.
- [14] Ruining He and Julian J. McAuley. Ups and downs: Modeling the visual evolution of fashion trends with one-class collaborative filtering. In Jacqueline Bourdeau, Jim Hendler, Roger Nkambou, Ian Horrocks, and Ben Y. Zhao, editors, *Proceedings of the 25th International Conference on World Wide Web, WWW 2016, Montreal, Canada, April 11 - 15, 2016*, pages 507–517. ACM, 2016.
- [15] Xiangnan He, Kuan Deng, Xiang Wang, Yan Li, Yong-Dong Zhang, and Meng Wang. Lightgcn: Simplifying and powering graph convolution network for recommendation. In Jimmy X. Huang, Yi Chang, Xueqi Cheng, Jaap Kamps, Vanessa Murdock, Ji-Rong Wen, and Yiqun Liu, editors, *Proceedings of the 43rd International ACM SIGIR conference on research and development in Information Retrieval, SIGIR 2020, Virtual Event, China, July 25-30, 2020*, pages 639–648. ACM, 2020.

- [16] Xiangnan He, Lizi Liao, Hanwang Zhang, Liqiang Nie, Xia Hu, and Tat-Seng Chua. Neural collaborative filtering. pages 173–182, 2017.
- [17] Balázs Hidasi, Alexandros Karatzoglou, Linas Baltrunas, and Domonkos Tikk. Session-based recommendations with recurrent neural networks. In Yoshua Bengio and Yann LeCun, editors, *4th International Conference on Learning Representations, ICLR 2016, San Juan, Puerto Rico, May 2-4, 2016, Conference Track Proceedings*, 2016.
- [18] Wang-Cheng Kang and Julian J. McAuley. Self-attentive sequential recommendation. In *IEEE International Conference on Data Mining, ICDM 2018, Singapore, November 17-20, 2018*, pages 197–206. IEEE Computer Society, 2018.
- [19] Thomas N. Kipf and Max Welling. Semi-supervised classification with graph convolutional networks. In *5th International Conference on Learning Representations, ICLR 2017, Toulon, France, April 24-26, 2017, Conference Track Proceedings*. OpenReview.net, 2017.
- [20] Yehuda Koren, Robert M. Bell, and Chris Volinsky. Matrix factorization techniques for recommender systems. *Computer*, 42(8):30–37, 2009.
- [21] Jiacheng Li, Yujie Wang, and Julian J. McAuley. Time interval aware self-attention for sequential recommendation. In James Caverlee, Xia (Ben) Hu, Mounia Lalmas, and Wei Wang, editors, *WSDM ’20: The Thirteenth ACM International Conference on Web Search and Data Mining, Houston, TX, USA, February 3-7, 2020*, pages 322–330. ACM, 2020.
- [22] Zijian Li, Ruichu Cai, Fengzhu Wu, Sili Zhang, Hao Gu, Yuexing Hao, and Yuguang Yan. TEA: A sequential recommendation framework via temporally evolving aggregations. *IEEE Trans. Neural Networks Learn. Syst.*, 35(2):2628–2639, 2024.
- [23] Wenhui Liao, Qian Zhang, Bo Yuan, Guangquan Zhang, and Jie Lu. Heterogeneous multidomain recommender system through adversarial learning. *IEEE Trans. Neural Networks Learn. Syst.*, 34(11):8965–8977, 2023.
- [24] Xiang Lin, Shuzi Niu, Yiqiao Wang, and Yucheng Li. K-plet recurrent neural networks for sequential recommendation. In Kevyn Collins-Thompson, Qiaozhu Mei, Brian D. Davison, Yiqun Liu, and Emine Yilmaz, editors, *The 41st International ACM SIGIR Conference on Research & Development in Information Retrieval, SIGIR 2018, Ann Arbor, MI, USA, July 08-12, 2018*, pages 1057–1060. ACM, 2018.
- [25] Yuxi Liu, Lianghao Xia, and Chao Huang. Selfgnn: Self-supervised graph neural networks for sequential recommendation. In *Proceedings of the 47th International ACM SIGIR Conference on Research and Development in Information Retrieval, SIGIR ’24*, page 1609–1618, New York, NY, USA, 2024. Association for Computing Machinery.

- [26] Kelong Mao, Jieming Zhu, Xi Xiao, Biao Lu, Zhaowei Wang, and Xiuqiang He. Ultragcn: Ultra simplification of graph convolutional networks for recommendation. In Gianluca Demartini, Guido Zuccon, J. Shane Culpepper, Zi Huang, and Hanghang Tong, editors, *CIKM '21: The 30th ACM International Conference on Information and Knowledge Management, Virtual Event, Queensland, Australia, November 1 - 5, 2021*, pages 1253–1262. ACM, 2021.
- [27] Steffen Rendle, Christoph Freudenthaler, and Lars Schmidt-Thieme. Factorizing personalized markov chains for next-basket recommendation. In Michael Rappa, Paul Jones, Juliana Freire, and Soumen Chakrabarti, editors, *Proceedings of the 19th International Conference on World Wide Web, WWW 2010, Raleigh, North Carolina, USA, April 26-30, 2010*, pages 811–820. ACM, 2010.
- [28] Yuta Saito, Suguru Yaginuma, Yuta Nishino, Hayato Sakata, and Kazuhide Nakata. Unbiased recommender learning from missing-not-at-random implicit feedback. In James Caverlee, Xia (Ben) Hu, Mounia Lalmas, and Wei Wang, editors, *WSDM '20: The Thirteenth ACM International Conference on Web Search and Data Mining, Houston, TX, USA, February 3-7, 2020*, pages 501–509. ACM, 2020.
- [29] Fei Sun, Jun Liu, Jian Wu, Changhua Pei, Xiao Lin, Wenwu Ou, and Peng Jiang. Bert4rec: Sequential recommendation with bidirectional encoder representations from transformer. In Wenwu Zhu, Dacheng Tao, Xueqi Cheng, Peng Cui, Elke A. Rundensteiner, David Carmel, Qi He, and Jeffrey Xu Yu, editors, *Proceedings of the 28th ACM International Conference on Information and Knowledge Management, CIKM 2019, Beijing, China, November 3-7, 2019*, pages 1441–1450. ACM, 2019.
- [30] Qingyun Sun, Jianxin Li, Hao Peng, Jia Wu, Xingcheng Fu, Cheng Ji, and Philip S. Yu. Graph structure learning with variational information bottleneck. In *Thirty-Sixth AAAI Conference on Artificial Intelligence, AAAI 2022, Thirty-Fourth Conference on Innovative Applications of Artificial Intelligence, IAAI 2022, The Twelveth Symposium on Educational Advances in Artificial Intelligence, EAAI 2022 Virtual Event, February 22 - March 1, 2022*, pages 4165–4174. AAAI Press, 2022.
- [31] Rianne van den Berg, Thomas N. Kipf, and Max Welling. Graph convolutional matrix completion. *CoRR*, abs/1706.02263, 2017.
- [32] Bohao Wang, Feng Liu, Jiawei Chen, Yudi Wu, Xingyu Lou, Jun Wang, Yan Feng, Chun Chen, and Can Wang. LLM4DSR: leveraging large language model for denoising sequential recommendation. *CoRR*, abs/2408.08208, 2024.
- [33] Xiang Wang, Xiangnan He, Meng Wang, Fuli Feng, and Tat-Seng Chua. Neural graph collaborative filtering. In Benjamin Piwowarski, Max Chevalier, Éric Gaussier, Yoelle Maarek, Jian-Yun Nie, and Falk Scholer, editors, *Proceedings of the 42nd International ACM SIGIR Conference*

- on Research and Development in Information Retrieval, *SIGIR 2019, Paris, France, July 21-25, 2019*, pages 165–174. ACM, 2019.
- [34] Le Wu, Xiangnan He, Xiang Wang, Kun Zhang, and Meng Wang. A survey on accuracy-oriented neural recommendation: From collaborative filtering to information-rich recommendation. *IEEE Trans. Knowl. Data Eng.*, 35(5):4425–4445, 2023.
 - [35] Shu Wu, Yuyuan Tang, Yanqiao Zhu, Liang Wang, Xing Xie, and Tieniu Tan. Session-based recommendation with graph neural networks. In *The Thirty-Third AAAI Conference on Artificial Intelligence, AAAI 2019, The Thirty-First Innovative Applications of Artificial Intelligence Conference, IAAI 2019, The Ninth AAAI Symposium on Educational Advances in Artificial Intelligence, EAAI 2019, Honolulu, Hawaii, USA, January 27 - February 1, 2019*, pages 346–353. AAAI Press, 2019.
 - [36] Yi Yang, Shaopeng Guan, and Xiaoyang Wen. Enhancing robustness in implicit feedback recommender systems with subgraph contrastive learning. *Inf. Process. Manag.*, 62(3):103962, 2025.
 - [37] Runfeng Yao, Weisheng Xu, Zhenyu Liu, Yang Wang, Zhen Li, Yuanyuan Qiao, and Jie Yang. R-drec: Relation and dynamic aware graph convolutional network for sequential recommendation. In *8th IEEE International Conference on Network Intelligence and Digital Content, IC-NIDC 2023, Beijing, China, November 3-5, 2023*, pages 192–196. IEEE, 2023.
 - [38] Haibo Ye, Lijun Zhang, Yuan Yao, and Sheng-Jun Huang. Denoised graph collaborative filtering via neighborhood similarity and dynamic thresholding. *IEEE Trans. Big Data*, 10(6):683–693, 2024.
 - [39] Mengqi Zhang, Shu Wu, Xueli Yu, Qiang Liu, and Liang Wang. Dynamic graph neural networks for sequential recommendation. *IEEE Trans. Knowl. Data Eng.*, 35(5):4741–4753, 2023.
 - [40] Yu Zheng, Chen Gao, Jianxin Chang, Yanan Niu, Yang Song, Depeng Jin, and Yong Li. Disentangling long and short-term interests for recommendation. In Frédérique Laforest, Raphaël Troncy, Elena Simperl, Deepak Agarwal, Aristides Gionis, Ivan Herman, and Lionel Médini, editors, *WWW '22: The ACM Web Conference 2022, Virtual Event, Lyon, France, April 25 - 29, 2022*, pages 2256–2267. ACM, 2022.
 - [41] Yu Zheng, Chen Gao, Xiangnan He, Depeng Jin, and Yong Li. Incorporating price into recommendation with graph convolutional networks. *IEEE Trans. Knowl. Data Eng.*, 35(2):1609–1623, 2023.
 - [42] Jie Zhou, Ganqu Cui, Shengding Hu, Zhengyan Zhang, Cheng Yang, Zhiyuan Liu, Lifeng Wang, Changcheng Li, and Maosong Sun. Graph neural networks: A review of methods and applications. *AI Open*, 1:57–81, 2020.

- [43] Mohammadjavad Zohrabi, Saeed Saravani, and Mostafa Haghiri Chehreghani. Centrality-based and similarity-based neighborhood extension in graph neural networks. *J. Supercomput.*, 80(16):24638–24663, 2024.