

# Osmolyte-Modulated Differential Capacitance and Disjoining Pressure for Nanoconfined Electrolytes: A Modified Poisson-Boltzmann Theory

Victoria A. Vasileva,<sup>1,2,3</sup> Petr E. Brandyshev,<sup>1,2</sup> and Yury A. Budkov<sup>1,2,4, a)</sup>

<sup>1)</sup>*Laboratory of Computational Physics, HSE University, Tallinskaya st. 34, 123458 Moscow, Russia*

<sup>2)</sup>*School of Applied Mathematics, HSE University, Tallinskaya st. 34, 123458 Moscow, Russia*

<sup>3)</sup>*A.N. Frumkin Institute of Physical Chemistry and Electrochemistry, Russian Academy of Sciences, 119071, 31 Leninsky Prospect, Moscow, Russia*

<sup>4)</sup>*Laboratory of Multiscale Modeling of Molecular Systems, G.A. Krestov Institute of Solution Chemistry of the Russian Academy of Sciences, 153045, Akademicheskaya st. 1, Ivanovo, Russia*

This study employs modified Poisson-Boltzmann theory to systematically investigate the influence of zwitterionic osmolyte additives to an electrolyte solution on disjoining pressure and electric differential capacitance within charged slit-like nanopores with conductive walls. We demonstrate that increasing concentrations of zwitterionic osmolytes result in a marked synergistic enhancement of both disjoining pressure and differential capacitance, highlighting their dual role in improving supercapacitor performance. The insights gained underscore the unique capabilities of zwitterionic osmolytes as multifunctional additives for fine-tuning the properties of electric double layers, thereby bridging the gap between capacitive efficiency and electrode longevity.

---

<sup>a)</sup>ybudkov@hse.ru

# I. INTRODUCTION

Liquid-phase electrolytes confined within nanoscale porous electrodes are central to advancing electrochemical energy storage technologies, particularly supercapacitors<sup>1–4</sup>. These systems rely on the electric double layer (EDL) formed at the interface between a conductive porous electrode and an electrolyte, where rapid ion adsorption enables high power density and cyclability. In supercapacitors, the EDL’s structure within carbon micropores<sup>3,5,6</sup> dictates critical performance metrics such as energy storage capacity and differential capacitance – a key parameter defining the charge stored per unit voltage<sup>7,8</sup>. The nanoconfinement of ions in these pores amplifies interfacial phenomena, where steric effects, ion correlations, and dielectric saturation diverge sharply from bulk behavior, directly influencing the EDL’s thermodynamics and, consequently, the device’s efficiency<sup>9,10</sup>.

A paramount challenge in optimizing supercapacitors lies in quantifying the disjoining (or, more generally, solvation<sup>11</sup>) pressure (stress) – the mechanical force per unit area exerted by confined electrolytes on pore walls<sup>12</sup>. This pressure governs the structural stability of porous electrodes during charge-discharge cycles. Cyclical swelling pressures from ion intercalation can induce electrode deformation, pore collapse, or fracture, leading to capacity fade and device degradation<sup>13–17</sup>. Moreover, the disjoining pressure modulates ion packing density within pores<sup>9,18,19</sup>, directly impacting the EDL’s differential capacitance.

Accurately predicting disjoining pressure remains complex due to competing nanoscale effects, including electrostatic correlations, solvation forces, and ion size limitations, which traditional mean-field models like Poisson-Boltzmann (PB) theory fail to capture. Standard PB frameworks, while foundational for modeling EDLs, neglect finite ion size<sup>7,20–22</sup>, dielectric saturation<sup>23–28</sup>, ion solvation effects<sup>28–30</sup>, electrostatic correlations<sup>31–37</sup>, structural effects<sup>38–40</sup>, short-range specific interactions of species<sup>27,28,41</sup>, and internal electric structure of ions and solvent molecules<sup>42–44</sup>, and, finally, specific adsorption of ions<sup>32,45</sup> rendering them rather inaccurate for nanoconfined systems. Modified Poisson-Boltzmann (MPB) equations address these gaps by incorporating non-mean-field corrections, asymmetric ion partitioning, and surface interactions (see,<sup>10,46,47</sup> and references therein). For supercapacitors, these models based on the MPB theory may be essential for designing porous electrodes with optimized pore geometries and surface chemistry to maximize the differential capacitance<sup>9,48</sup>.

A critical yet underexplored issue is the role of zwitterionic additives – molecules bearing

spatially separated positive and negative charges – in modulating disjoining pressure and EDL thermodynamics and dynamics. In energy storage contexts, zwitterions could enhance ion accessibility within micropores by preventing aggregation and optimizing charge distribution, thereby increasing differential capacitance. Their dipolar nature introduces localized charge regulation<sup>49,50</sup> and screening effects, potentially reshaping confinement thermodynamics. While zwitterions are established as biocompatible stabilizers in biological systems (e.g., osmolyte-mediated membrane stabilization<sup>51,52</sup>), their impact on electrochemical systems remains speculative. Specifically, their ability to alter disjoining pressure and ion structuring in nanopores could unlock strategies to mitigate electrode degradation and enhance differential capacitance.

In a recent paper<sup>53</sup>, the authors examined the theory of EDL that forms at the metal-solution interface of zwitterionic polymers. These unique polymers feature oppositely charged sites linked by flexible, neutral linear chains. By employing self-consistent field theory, the authors revealed that, from the perspective of supercapacitor applications, these systems concurrently exhibit the properties of electrolytes and dielectric materials. This dual nature leads to the formation of EDL and facilitates the passage of an electric field through the system. Furthermore, the authors speculated on the potential of hybrid supercapacitors that incorporate salt solutions along with zwitterionic polymer additives. Such devices could function effectively at low electrode potentials, where ion movement significantly contributes to capacitance formation, and at high potentials, where the movement of zwitterions enhances capacitance. Additionally, it is important to consider low-molecular-weight zwitterionic co-solvents, particularly betaine oligopeptides. This is crucial because these relatively small molecules can more easily penetrate the nanoscale pores of supercapacitor electrodes than polymeric ones with high conformational entropy<sup>54</sup>. In addition, due to their significant dipole moments, betaine molecules could sharply increase the differential capacitance when they are present in electrolyte solutions, due to the enhancement of the local dielectric permittivity<sup>10,27,55–59</sup>. Consequently, investigating electrolyte solutions that contain admixtures of these zwitterionic molecules, especially in the confined geometries of electrified nanopores, is an essential task for advancing the fields of modern chemical physics and electrochemistry.

This study uses the MPB formalism to investigate the disjoining pressure and the differential capacitance behavior of the EDL in charged slit-like nanopores filled with electrolyte solutions containing additives of a zwitterionic co-solvent. We will show that increasing the

concentration of zwitterions increases the electrostatic disjoining pressure. Importantly, we will demonstrate that there is a simultaneous increase in the differential capacitance when zwitterions are added to an electrolyte solution. This has important implications for the design of supercapacitors.

## II. THEORETICAL BACKGROUND

Let us consider a 1:1 electrolyte solution with an admixture of the zwitterionic molecules confined within an infinite slit-like pore, with electrified conductive walls that are separated by a distance  $H$  of a porous electrode (Fig. 1). We assume that the confined solution is in equilibrium with the bulk solution, so that the grand thermodynamic potential per unit wall's surface area can be written in the form<sup>47</sup>

$$\Omega = \int_0^H dz \left( -\frac{\varepsilon_s \varepsilon_0 E^2}{2} + \rho \psi \right) + k_B T \int_0^H dz c_0 \ln \frac{\beta p E}{\sinh \beta p E} + \int_0^H dz \left( f(c_0, c_+, c_-) + \sum_{\alpha} c_{\alpha} w_{\alpha} - \mu_0 c_0 - \mu_+ c_+ - \mu_- c_- \right), \quad (1)$$

where the first term in the right hand side of eq. (1) is the electrostatic free energy of pure electrolyte solution (without zwitterions) in the mean-field approximation with  $E(z) = -\psi'(z)$  being the local electric field;  $c_{\pm}$  are the local ionic concentrations;  $\psi(z)$  is the local electrostatic potential and  $\rho(z) = q(c_+(z) - c_-(z))$  is the local charge density of ions with charges  $\pm q$ ;  $\varepsilon_s$  is the dielectric constant of the solvent which we model as continuous dielectric medium and  $\varepsilon_0$  is the permittivity of vacuum. The second term is the free energy of dipole gas in "external" self-consistent field  $\mathbf{E}$ <sup>27,58,59</sup>;  $c_0(z)$  is the local concentration of zwitterions with dipole moment  $p$ . The third term is the grand thermodynamic potential of solution within the reference fluid<sup>47</sup> model taking into account the interaction of the species with the walls;  $k_B$  is the Boltzmann constant,  $T$  is the temperature. In this paper we use the multicomponent asymmetric ideal (without attraction) lattice gas model with the following free energy density<sup>21,38,40,60</sup>

$$f = \frac{k_B T}{v} \left( \sum_{\alpha} \frac{\phi_{\alpha}}{N_{\alpha}} \ln \phi_{\alpha} + \left( 1 - \sum_{\alpha} \phi_{\alpha} \right) \ln \left( 1 - \sum_{\alpha} \phi_{\alpha} \right) \right), \quad (2)$$

where  $\phi_{\alpha} = c_{\alpha} N_{\alpha} v$ , is the volume fraction of species  $\alpha$  ( $\alpha = 0, \pm$ ),  $v = a^3$  is the cell volume of the cubic lattice;  $N_{\alpha}$  represents the number of lattice cells occupied by species  $\alpha$ .

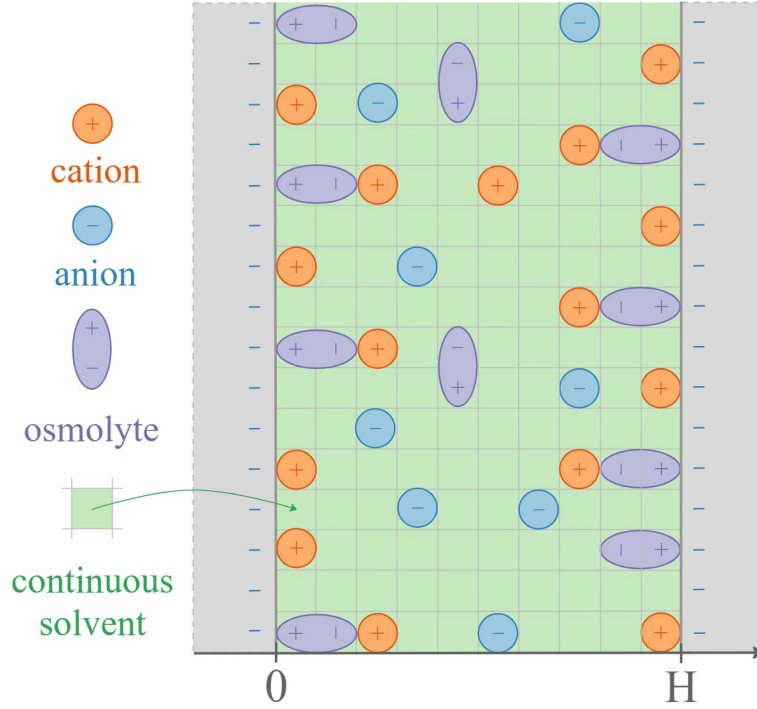


Figure 1: Illustration of the current model - a confined electrolyte solution with an admixture of zwitterionic additives.

The self-consistent field equations can be obtained from the grand thermodynamic potential variation, i.e. from the following Euler-Lagrange equations

$$\frac{\delta\Omega}{\delta\psi(z)} = 0, \quad \frac{\delta\Omega}{\delta c_\alpha(z)} = 0, \quad \alpha = 0, \pm \quad (3)$$

which yield the Poisson equation

$$\frac{d}{dz} \left( \epsilon(z) \frac{d}{dz} \psi(z) \right) = -q (c_+(z) - c_-(z)), \quad (4)$$

with the local permittivity of the solution<sup>56,61</sup>

$$\epsilon(z) = \epsilon_0 \epsilon_s + \frac{p^2}{k_B T} \frac{L(\beta p E(z))}{\beta p E(z)} c_0(z), \quad (5)$$

where  $L(x) = \coth(x) - 1/x$  is the Langevin function, and the chemical equilibrium equations for the local concentrations of species

$$\bar{\mu}_\pm + w_\pm \pm q\psi = \mu_\pm, \quad (6)$$

$$\bar{\mu}_0 + w_0 + k_B T \ln \frac{\beta p E}{\sinh \beta p E} = \mu_0, \quad (7)$$

where

$$\bar{\mu}_\alpha = \frac{\partial f}{\partial c_\alpha} = k_B T (\ln \phi_\alpha - N_\alpha \ln (1 - \phi_+ - \phi_- - \phi_0) - N_\alpha + 1), \quad \alpha = 0, \pm \quad (8)$$

is the intrinsic chemical potential of the species  $\alpha$  within the asymmetric lattice gas model and  $w_\alpha(z) = u_\alpha(z) + u_\alpha(H - z)$  is the total potential energy of interaction between species  $\alpha$  and the walls;  $u_\alpha(z)$  in turn is the single-wall potential which will be specified below. The bulk chemical potentials,  $\mu_\alpha$ , are determined by eqs. (8), with  $c_+ = c_- = c_s$  and  $c_0 = c_{0,b} = c_z$ , where  $c_s$  is the ion concentration in the bulk and  $c_z$  is the bulk zwitterion concentration.

To obtain the local concentrations of ions and zwitterions, we need to solve a system of coupled equations (4) and (6), (7), with the boundary conditions  $\psi(0) = \psi(H) = \psi_0$ , where  $\psi_0$  is the surface potential.

To calculate the differential capacitance, we need to know the wall's surface charge density,  $\sigma = -\epsilon(0)\psi'(0)$ , where  $\epsilon(0)$  is the permittivity on the wall surface. The differential capacitance is  $C = d\sigma/d\psi_0$ .

The disjoining pressure can be calculated by<sup>61,62</sup>

$$\Pi = P_m - P_b - 2 \sum_\alpha \int_{H/2}^H dz c_\alpha(z) u'_\alpha(z), \quad (9)$$

where  $P_m = P(H/2)$  is the normal pressure at  $z = H/2$  generated by the species. The local osmotic pressure is  $P = \sum_\alpha c_\alpha \bar{\mu}_\alpha - f$  and  $P_b$  is the bulk pressure, i.e. pressure,  $P$ , at  $c_\alpha = c_{\alpha,b}$ . For a relatively large pore, where the single-wall potential range is much smaller than the pore width, as is the case in this study, we can ignore the integral on the right-hand side of eq. (9) and use the Langmuir equation<sup>12,61</sup>,  $\Pi = P_m - P_b$ , to calculate the disjoining pressure.

### III. NUMERICAL RESULTS AND DISCUSSIONS

In this section, we present the results of our calculations regarding the electrical differential capacitance and disjoining pressure for a confined aqueous ( $\epsilon_s = 78$ ) electrolyte containing zwitterionic additives. These results are derived from the self-consistent field equations (4), (6), and (7). We will focus on zwitterionic glycine in both peptide and dipeptide forms. For glycine as a peptide, we assume that each molecule occupies a single cell ( $N_0 = 1$ ) and has a

dipole moment of  $p = 17$  D (for details, see<sup>63</sup>). In the case of dipeptide glycine, we assume  $N_0 = 2$  while assuming the dipole moment to be  $p = 27.6$  D (see also<sup>63</sup>). Additionally, we assume that both cations and anions occupy only a cell, i.e.,  $N_+ = N_- = 1$ . We will also consider the case of specific adsorption of ions modelling the single-wall potentials as the Gaussian-well potentials<sup>40</sup>

$$u_\alpha(z) = \epsilon_\alpha \exp \left[ -\frac{z^2}{2\sigma_\alpha^2} \right], \quad (10)$$

where  $\epsilon_\alpha < 0$  is the energetic parameter of interaction of species  $\alpha$  with the electrode and  $\sigma_\alpha$  is the corresponding interaction range.

Note that in this study we consider sufficiently wide pores ( $H > 1$  nm), as in this case, we may not need to take into account the contribution of solvation forces to the disjoining pressure associated with the strong heterogeneity of the solvent (water)<sup>11,64,65</sup>. Additionally, we consider dilute solutions of electrolytes and zwitterions, so that non-local effects that are important for ionic liquids and concentrated solutions<sup>38–40</sup>, can be ignored.

## A. Differential capacitance

Fig. 2 shows the differential capacitance profile of the confined aqueous electrolyte in a pore with a thickness of  $H = 2$  nm for a rather dilute electrolyte concentration  $c_s = 0.01$  M, at different glycine concentrations in both peptide and dipeptide forms. As can be seen, an increase in the concentration of peptide and dipeptide glycines leads to a slight increase in differential capacitance at relatively low surface potentials ( $\psi_0 \sim \pm 0.05$  V) and a more significant increase at higher concentrations ( $\psi_0 \sim \pm 0.15 - 0.25$  V). Note that the effect persists for moderately concentrated electrolyte solutions (see Fig. 3). Note that we only show data for one pore size,  $H = 2$  nm, as the differential capacitance changes only slightly with pore size at  $H > 1$  nm. Furthermore, changes in pore size in this range do not violate the effect of differential capacitance enhancement discussed.

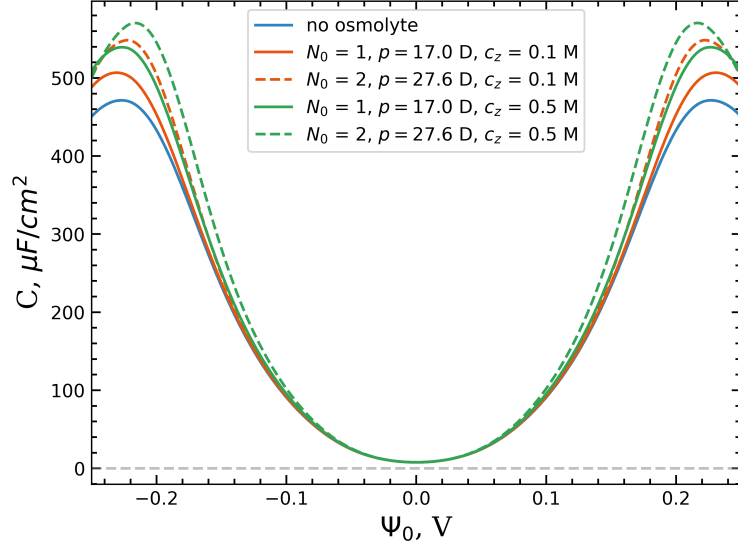


Figure 2: Differential capacitance profiles are plotted for different zwitterionic osmolyte (glycine) bulk concentrations in peptide ( $N_0 = 1$ ,  $p = 17$  D) and dipeptide ( $N_0 = 2$ ,  $p = 27.6$  D) forms and a fixed bulk electrolyte concentration  $c_s = 0.01$  M. The data are shown for,  $T = 298$  K,  $H = 2$  nm,  $a = 0.35$  nm.

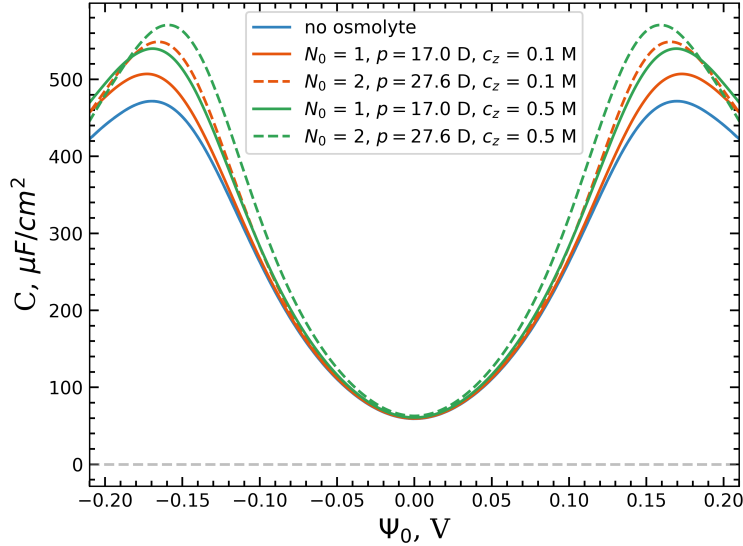


Figure 3: Differential capacitance profiles are plotted for different zwitterionic osmolyte (glycine) bulk concentrations in peptide ( $N_0 = 1$ ,  $p = 17$  D) and dipeptide ( $N_0 = 2$ ,  $p = 27.6$  D) forms and a fixed bulk electrolyte concentration  $c_s = 0.1$  M. The data are shown for,  $T = 298$  K,  $H = 2$  nm,  $a = 0.35$  nm.



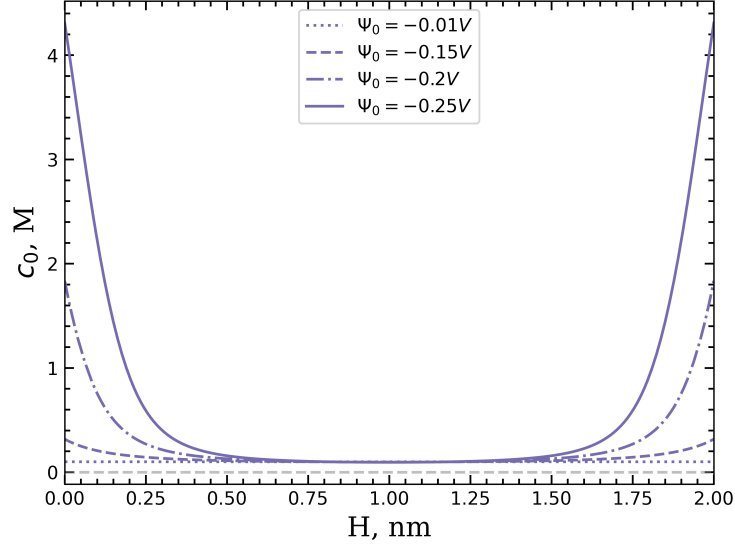


Figure 4: Dipeptide glycine concentration profiles plotted for different electrode potentials. The data are shown for  $c_s = 0.01$  M,  $c_z = 0.1$  M,  $T = 298$  K,  $N_0 = 2$ ,  $p = 27.6$  D,  $a = 0.35$  nm,  $H = 2$  nm.

The pronounced increase in differential capacitance observed in the high-potential region can be attributed to several key factors. Near the electrode interface, the charge from the electrode is effectively screened by mobile ions, resulting in a highly inhomogeneous electric field that exerts a significant influence on polar glycine molecules. This electric field induces a dielectrophoretic force that effectively draws the glycine molecules toward the electrode surface<sup>27,57,59</sup>. As a consequence, there is an enhanced concentration of glycine near the electrode (as illustrated in Fig. 4), which subsequently increases the local permittivity of solution. This increase in permittivity contributes to a greater accumulation of ionic charge at elevated surface potentials within the EDL, driven by the electrostatic attraction between ion charge and dipole moments of the glycine molecules (see Fig. 1). Consequently, this phenomenon results in a larger differential capacitance.

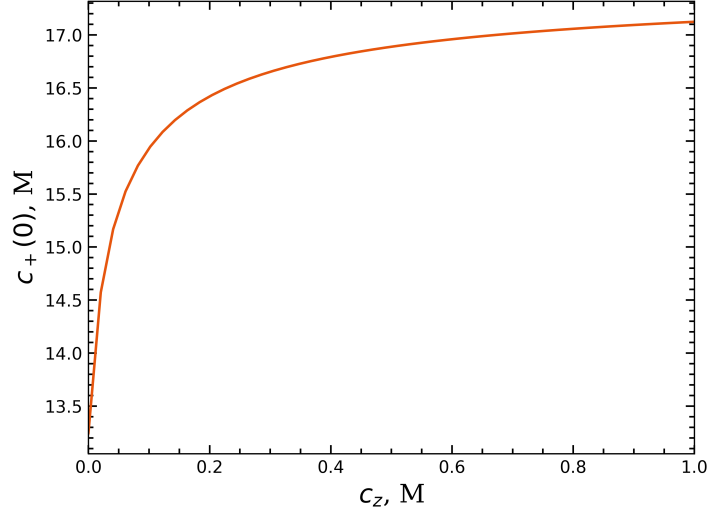


Figure 5: Cation local concentration at the boundary ( $z = 0$ ) plotted for different dipeptide glycine concentrations. The data are shown for  $c_s = 0.01$  M,  $T = 298$  K,  $N_0 = 2$ ,  $p = 27.6$  D,  $a = 0.35$  nm,  $\psi_0 = -0.2$  V,  $H = 2$  nm.

Indeed, as demonstrated in Figure 5, the concentration of cations at the electrode monotonically increases with the bulk peptide glycine concentration. This effect is relatively negligible at low surface potentials, but becomes pronounced when the potential exceeds a certain threshold (approximately ( $|\psi_0| \sim 0.15$  V)). It is important to note that a similar enhancement occurs when considering the specific adsorption of cations onto the electrode surface (refer to Fig. 6). Our calculations suggest that the charge enhancement in the EDL, induced by the additive of zwitterionic osmolytes into the electrolyte solution, is a generic physical phenomenon that can be qualitatively interpreted within the framework of the MPB theory.

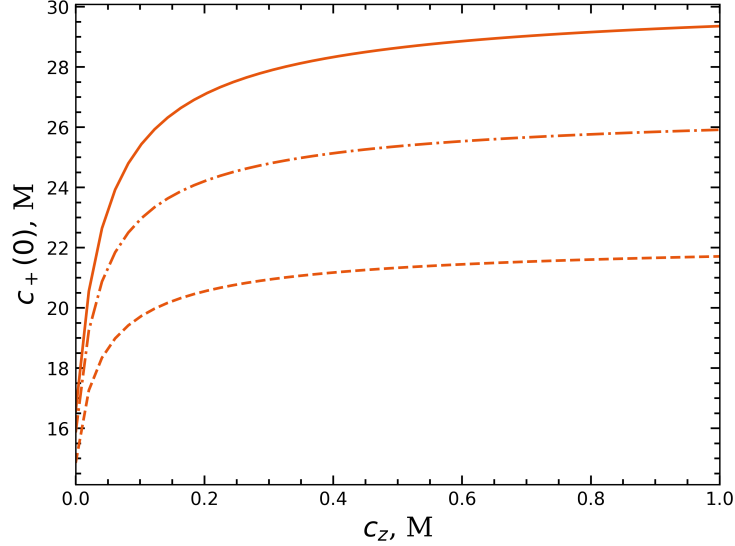


Figure 6: Cation concentration at the boundary ( $z = 0$ ), plotted for different peptide glycine concentrations. Specific adsorption of cations is accounted with parameters in the Gaussian adsorption potential (10)  $\sigma_+ = 0.35$  nm and  $\epsilon_+ = -0.5k_B T$  (dashed line),  $-1.0k_B T$  (dashed-dotted line),  $-1.5k_B T$  (solid line). The data are shown for  $c_s = 0.01$  M,  $T = 298$  K,  $N_0 = 2$ ,  $p = 27.6$  D,  $a = 0.35$  nm,  $\psi_0 = -0.2$  V,  $H = 2$  nm,  $\epsilon_- = 0$ .

It is important to mention that this study yields non-physically large values for the differential capacitance. This discrepancy arises because our theoretical framework does not incorporate important physical factors, such as the explicit molecular structure of the solvent, specific adsorption of water molecules onto the electrode, and ion solvation effects, and ion-solvent specific interactions<sup>28</sup>. One more reason consists in rather rough accounting of the excluded volume effect of the species via the asymmetric lattice gas model. In this paper, our primary objective is to illustrate the influence of introducing zwitterions into a solution through a simplified model, without prioritizing alignment with experimental data.

## B. Disjoining pressure

Recent experimental studies by Govrin et al.<sup>49</sup> reveal that incorporating osmolytes into an electrolyte solution diminishes the electrostatic screening of charged surfaces by the mobile ions present in the solution, thereby amplifying the repulsive forces between them. In the context of slit-like pores with charged walls, this phenomenon is expected to result in an

enhancement of the electrostatic component of the disjoining pressure as the concentration of zwitterionic molecules in the bulk solution increases. The MPB theory predicts this behavior, as illustrated in Figures 7 and 8. It suggests that the disjoining pressure will rise with increasing glycine concentration, applicable to both its peptide and dipeptide forms. Notably, this effect is observed at two distinct ranges of surface potentials: at low surface potentials, where the glycine concentration within the pore resembles that of the bulk solution, and at higher potentials, where the glycine concentration near the wall exceeds that of the bulk. In both scenarios, the impact is more pronounced for glycine dipeptides compared to peptides, as depicted in Figures 7 and 8. This enhanced effect can be attributed to a substantial increase in the local permittivity of the solution, which reduces walls' charge screening by the mobile ions and intensifies electrostatic repulsion of the charged walls. In the case of relatively large surface potentials, where an increase in dipeptide glycine concentration leads to a significant increase in differential capacitance, as well as weakening of electrostatic screening in pores ( $H \sim 1$  nm), the disjoining pressure increases due to the fact that the local glycine concentration within these pores is higher than in the surrounding solution. This leads to a higher osmotic pressure at the center of the pore compared to that in the bulk solution, not only due to the ionic contribution, as in the case of small potentials, but also due to the presence of excess osmolyte molecules.

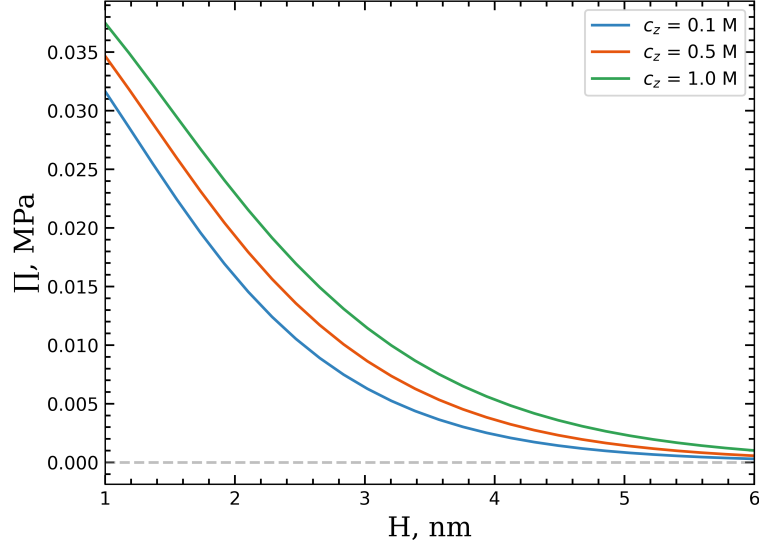


Figure 7: Disjoining pressure as a function of the pore size  $H$  plotted for different dipeptide glycine concentrations. The data are shown for  $\psi_0 = -0.01$  V,  $c_s = 0.1$  M,  $T = 298$  K,  $N_0 = 2$ ,  $p = 27.6$  D,  $a = 0.35$  nm.

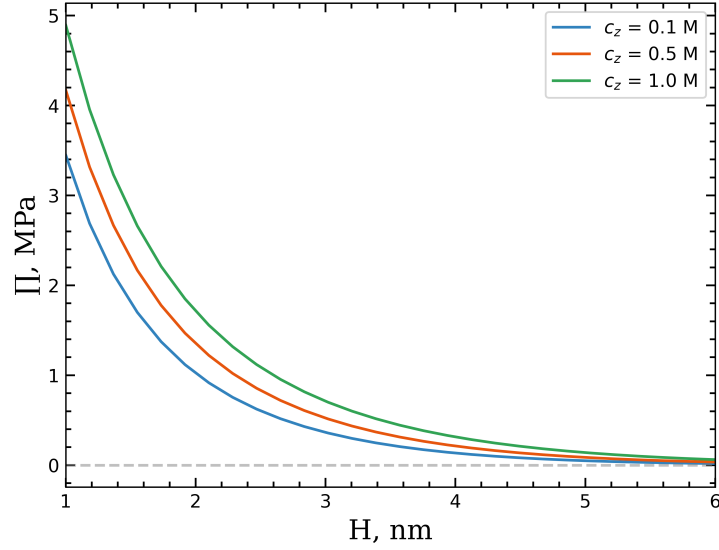


Figure 8: Disjoining pressure as a function of the pore size  $H$  plotted for different dipeptide glycine concentrations. The data are shown for  $\psi_0 = -0.1$  V,  $c_s = 0.1$  M,  $T = 298$  K,  $N_0 = 2$ ,  $p = 27.6$  D,  $a = 0.35$  nm.

## IV. DISCUSSION

Now, we would like to discuss possible implications of the predicted effects for practical applications.

First, it is particularly noteworthy that incorporating zwitterionic osmolytes into an electrolyte solution can lead to a substantial enhancement in differential capacitance, even at low electrolyte concentrations. This characteristic presents a significant advantage in electrochemical applications, as it effectively reduces unwanted electrochemical activity of ions on the electrode surface, without loss of differential capacitance. By partially substituting these ions with zwitterionic osmolytes the overall electrochemical performance of the system is improved. Their neutral charge prevents participation in Faradaic reactions, thereby reducing parasitic electrochemical activity (e.g., electrode corrosion) that typically plagues traditional electrolytes. This reduction in ionic activity could be beneficial as it minimizes adverse side reactions that can negatively affect the longevity and stability of the electrodes.

Second, during the operation of the supercapacitors, the micropores found within the electrodes are susceptible to collapse due to van der Waals forces acting between the pore walls, as well as chemical interactions with the ions present in the solution. Such structural degradation can severely compromise the performance and efficiency of the supercapacitor. In contrast, the osmolytic effects brought about by the zwitterionic osmolyte can enhance the repulsive forces acting between the pore walls, thereby reducing the likelihood of collapse and preserving the structural integrity of the micropores. Maintaining this integrity may be crucial, as it ensures that the porous electrodes retain a high surface area available for charge storage. A higher surface area correlates directly to improved capacitance and energy storage capabilities. Consequently, the introduction of zwitterionic osmolytes not only stabilizes the pore structure but also contributes to maintaining consistent capacitance levels over extended periods, ultimately enhancing the reliability and performance of supercapacitors in various applications. Thus, the strategic use of zwitterionic osmolytes can represent a significant advancement in electrolyte formulations, leading to more efficient energy storage devices.

## V. CONCLUSION

In conclusion, we utilized modified Poisson-Boltzmann theory to systematically explore the role of zwitterionic osmolyte additives in modulating the disjoining pressure and differential capacitance of electric double layers within charged slit-like nanopores with conductive walls. Our findings revealed that increasing zwitterion concentration induces a pronounced synergistic enhancement of both disjoining pressure and differential capacitance, a dual effect critical for optimizing supercapacitor performance. We believe that the obtained insights may indicate on the unique potential of zwitterionic osmolytes as multifunctional additives for tailoring electric double layer properties, bridging the gap between capacitive efficiency and electrode durability. By elucidating the molecular mechanisms underlying this synergy, our work provides a foundational framework for designing advanced supercapacitors that harmonize high energy density with long-term operational stability. Future research could expand on these insights by exploring zwitterion-specific interactions in diverse electrolyte systems and nanopore geometries, further discovering their transformative potential for modern energy storage technologies.

**Data availability statement.** *The data that supports the findings of this study are available within the article.*

## ACKNOWLEDGMENTS

The authors thank the Russian Science Foundation (Grant No. 24-11-00096) for financial support.

## REFERENCES

- <sup>1</sup>X. Wang, M. Salari, D.-e. Jiang, J. Chapman Varela, B. Anasori, D. J. Wesolowski, S. Dai, M. W. Grinstaff, and Y. Gogotsi, “Electrode material–ionic liquid coupling for electrochemical energy storage,” *Nature Reviews Materials* **5**, 787–808 (2020).
- <sup>2</sup>P. Simon and Y. Gogotsi, “Perspectives for electrochemical capacitors and related devices,” *Nature materials* **19**, 1151–1163 (2020).

- <sup>3</sup>M. Li, C. Liu, H. Cao, H. Zhao, Y. Zhang, and Z. Fan, “Koh self-templating synthesis of three-dimensional hierarchical porous carbon materials for high performance supercapacitors,” *Journal of Materials Chemistry A* **2**, 14844–14851 (2014).
- <sup>4</sup>Y. M. Volfkovich, “Electrochemical supercapacitors (a review),” *Russian Journal of Electrochemistry* **57**, 311–347 (2021).
- <sup>5</sup>C. Koczwar, S. Rumswinkel, C. Prehal, N. Jäckel, M. S. Elsässer, H. Amenitsch, V. Presser, N. Hüsing, and O. Paris, “In situ measurement of electrosorption-induced deformation reveals the importance of micropores in hierarchical carbons,” *ACS applied materials & interfaces* **9**, 23319–23324 (2017).
- <sup>6</sup>H. Shao, Y.-C. Wu, Z. Lin, P.-L. Taberna, and P. Simon, “Nanoporous carbon for electrochemical capacitive energy storage,” *Chemical Society Reviews* **49**, 3005–3039 (2020).
- <sup>7</sup>A. A. Kornyshev, “Double-layer in ionic liquids: paradigm change?” *The Journal of Physical Chemistry B* **111**, 5545–5557 (2007).
- <sup>8</sup>M. V. Fedorov and A. A. Kornyshev, “Ionic liquids at electrified interfaces,” *Chemical reviews* **114**, 2978–3036 (2014).
- <sup>9</sup>S. Kondrat, G. Feng, F. Bresme, M. Urbakh, and A. A. Kornyshev, “Theory and simulations of ionic liquids in nanoconfinement,” *Chemical Reviews* **123**, 6668–6715 (2023).
- <sup>10</sup>Y. A. Budkov and A. L. Kolesnikov, “Electric double layer theory for room temperature ionic liquids on charged electrodes: Milestones and prospects,” *Current Opinion in Electrochemistry* **33**, 100931 (2022).
- <sup>11</sup>A. Kolesnikov, Y. A. Budkov, and G. Gor, “Models of adsorption-induced deformation: ordered materials and beyond,” *Journal of Physics: Condensed Matter* **34**, 063002 (2021).
- <sup>12</sup>B. V. Derjaguin, N. V. Churaev, V. M. Muller, and V. Kisin, *Surface forces* (Springer, 1987).
- <sup>13</sup>J. B. Goodenough and Y. Kim, “Challenges for rechargeable li batteries,” *Chemistry of materials* **22**, 587–603 (2010).
- <sup>14</sup>M. Armand and J.-M. Tarascon, “Building better batteries,” *nature* **451**, 652–657 (2008).
- <sup>15</sup>Y. Gogotsi and P. Simon, “True performance metrics in electrochemical energy storage,” *science* **334**, 917–918 (2011).
- <sup>16</sup>M. R. Lukatskaya, O. Mashtalir, C. E. Ren, Y. Dall’Agnese, P. Rozier, P. L. Taberna, M. Naguib, P. Simon, M. W. Barsoum, and Y. Gogotsi, “Cation intercalation and high volumetric capacitance of two-dimensional titanium carbide,” *Science* **341**, 1502–1505



- (2013).
- <sup>17</sup>Y. Shao, M. F. El-Kady, L. J. Wang, Q. Zhang, Y. Li, H. Wang, M. F. Mousavi, and R. B. Kaner, “Graphene-based materials for flexible supercapacitors,” *Chemical Society Reviews* **44**, 3639–3665 (2015).
  - <sup>18</sup>D. Gurina, E. Odintsova, A. Kolesnikov, M. Kiselev, and Y. Budkov, “Disjoining pressure of room temperature ionic liquid in charged slit carbon nanopore: Molecular dynamics study,” *Journal of Molecular Liquids* **366**, 120307 (2022).
  - <sup>19</sup>D. Gurina and Y. Budkov, “Understanding the role of confinement in the behavior of ionic liquid–organic solvent mixtures in slit carbon micropores: Insights from molecular dynamics,” *Journal of Molecular Liquids* **419**, 126734 (2025).
  - <sup>20</sup>I. Borukhov, D. Andelman, and H. Orland, “Steric effects in electrolytes: A modified poisson-boltzmann equation,” *Physical review letters* **79**, 435 (1997).
  - <sup>21</sup>A. Maggs and R. Podgornik, “General theory of asymmetric steric interactions in electrostatic double layers,” *Soft matter* **12**, 1219–1229 (2016).
  - <sup>22</sup>A. L. Kolesnikov, D. A. Mazur, and Y. A. Budkov, “Electrosorption-induced deformation of a porous electrode with non-convex pore geometry in electrolyte solutions: A theoretical study,” *Europhysics Letters* **140**, 16001 (2022).
  - <sup>23</sup>R. D. Coalson and A. Duncan, “Statistical mechanics of a multipolar gas: a lattice field theory approach,” *The Journal of Physical Chemistry* **100**, 2612–2620 (1996).
  - <sup>24</sup>A. Abrashkin, D. Andelman, and H. Orland, “Dipolar poisson-boltzmann equation: ions and dipoles close to charge interfaces,” *Physical review letters* **99**, 077801 (2007).
  - <sup>25</sup>E. Gongadze, U. van Rienen, V. Kralj-Iglič, and A. Iglič, “Langevin poisson-boltzmann equation: Point-like ions and water dipoles near a charged surface,” *General physiology and biophysics* **30**, 130 (2011).
  - <sup>26</sup>A. Iglič, E. Gongadze, and K. Bohinc, “Excluded volume effect and orientational ordering near charged surface in solution of ions and langevin dipoles,” *Bioelectrochemistry* **79**, 223–227 (2010).
  - <sup>27</sup>Y. A. Budkov, A. L. Kolesnikov, Z. A. Goodwin, M. G. Kiselev, and A. A. Kornyshev, “Theory of electrosorption of water from ionic liquids,” *Electrochimica Acta* **284**, 346–354 (2018).
  - <sup>28</sup>D. A. Mazur, P. E. Brandyshev, S. V. Doronin, and Y. A. Budkov, “Understanding the electric double layer at the electrode-electrolyte interface: Part i–no ion specific adsorption,”

- ChemPhysChem **25**, e202400650 (2024).
- <sup>29</sup>D. Ben-Yaakov, D. Andelman, and R. Podgornik, “Dielectric decrement as a source of ion-specific effects,” *The Journal of chemical physics* **134** (2011).
- <sup>30</sup>M. M. Hatlo, R. Van Roij, and L. Lue, “The electric double layer at high surface potentials: The influence of excess ion polarizability,” *Europhysics Letters* **97**, 28010 (2012).
- <sup>31</sup>R. R. Netz, “Electrostatistics of counter-ions at and between planar charged walls: From poisson-boltzmann to the strong-coupling theory,” *The European Physical Journal E* **5**, 557–574 (2001).
- <sup>32</sup>Z.-G. Wang, “Fluctuation in electrolyte solutions: The self energy,” *Physical Review E-Statistical, Nonlinear, and Soft Matter Physics* **81**, 021501 (2010).
- <sup>33</sup>J. Huang, “Confinement induced dilution: Electrostatic screening length anomaly in concentrated electrolytes in confined space,” *The Journal of Physical Chemistry C* **122**, 3428–3433 (2018).
- <sup>34</sup>M. Z. Bazant, B. D. Storey, and A. A. Kornyshev, “Double layer in ionic liquids: Over-screening versus crowding,” *Physical review letters* **106**, 046102 (2011).
- <sup>35</sup>S. Buyukdagli, “Schwinger-dyson equations for composite electrolytes governed by mixed electrostatic couplings strengths,” *The Journal of chemical physics* **152**, 014902 (2020).
- <sup>36</sup>J. Huang, “Hybrid density-potential functional theory of electric double layers,” *Electrochimica Acta* , 138720 (2021).
- <sup>37</sup>Y. A. Budkov and P. E. Brandyshev, “Variational field theory of macroscopic forces in coulomb fluids,” *The Journal of Chemical Physics* **159** (2023).
- <sup>38</sup>R. Blossey, A. Maggs, and R. Podgornik, “Structural interactions in ionic liquids linked to higher-order poisson-boltzmann equations,” *Physical Review E* **95**, 060602 (2017).
- <sup>39</sup>J. P. de Souza and M. Z. Bazant, “Continuum theory of electrostatic correlations at charged surfaces,” *The Journal of Physical Chemistry C* **124**, 11414–11421 (2020).
- <sup>40</sup>V. A. Vasileva, D. A. Mazur, and Y. A. Budkov, “Theory of electrolyte solutions in a slit charged pore: Effects of structural interactions and specific adsorption of ions,” *The Journal of Chemical Physics* **159** (2023).
- <sup>41</sup>Z. A. Goodwin, G. Feng, and A. A. Kornyshev, “Mean-field theory of electrical double layer in ionic liquids with account of short-range correlations,” *Electrochimica Acta* **225**, 190–197 (2017).

- <sup>42</sup>S. Buyukdagli and R. Blossey, “Beyond poisson–boltzmann: fluctuations and fluid structure in a self-consistent theory,” *Journal of Physics: Condensed Matter* **28**, 343001 (2016).
- <sup>43</sup>Y. A. Budkov, “Statistical field theory of ion–molecular solutions,” *Physical Chemistry Chemical Physics* **22**, 14756–14772 (2020).
- <sup>44</sup>G. V. Bossa and S. May, “Incorporation of charge discreteness and ion correlations into lattice models of ionic liquids,” *Frontiers in Chemistry* **12**, 1502840 (2024).
- <sup>45</sup>R. Podgornik, “General theory of charge regulation and surface differential capacitance,” *The Journal of chemical physics* **149**, 104701 (2018).
- <sup>46</sup>R. Blossey, “The poisson-boltzmann equation,” in *The Poisson-Boltzmann Equation: An Introduction* (Springer, 2023) pp. 1–25.
- <sup>47</sup>Y. A. Budkov and N. N. Kalikin, *Statistical Field Theory of Ion-Molecular Fluids: Fundamentals and Applications in Physical Chemistry and Electrochemistry* (Springer Nature, 2024).
- <sup>48</sup>I. Nesterova, N. Kondratyuk, Y. Budkov, K. Gerke, and A. Khlyupin, “The role of surface material properties on the behavior of ionic liquids in nanoconfinement: A critical review and perspective,” arXiv preprint arXiv:2410.08721 (2024).
- <sup>49</sup>R. Govrin, S. Tcherner, T. Obstbaum, and U. Sivan, “Zwitterionic osmolytes resurrect electrostatic interactions screened by salt,” *Journal of the American Chemical Society* **140**, 14206–14210 (2018).
- <sup>50</sup>R. Govrin, T. Obstbaum, and U. Sivan, “Common source of cryoprotection and osmoprotection by osmolytes,” *Journal of the American Chemical Society* **141**, 13311–13314 (2019).
- <sup>51</sup>R. Imamura and H. Mori, “Synthesis of zwitterionic polymers containing a tertiary sulfonium group for protein stabilization,” *Biomacromolecules* **20**, 904–915 (2018).
- <sup>52</sup>M. Warepam, P. Nongdam, and H. Rahaman, “Osmolyte-mediated protein stabilization: Unraveling interactions across conformational landscapes,” in *Cellular Osmolytes: From Chaperoning Protein Folding to Clinical Perspectives* (Springer, 2024) pp. 55–72.
- <sup>53</sup>D. Bruch and Z.-G. Wang, “A model for zwitterionic polymers and their capacitance applications,” *The Journal of Chemical Physics* **161** (2024).
- <sup>54</sup>Y. A. Budkov and N. N. Kalikin, “Macroscopic forces in inhomogeneous polyelectrolyte solutions,” *Physical Review E* **107**, 024503 (2023).

- <sup>55</sup>D. Frydel, “Polarizable poisson–boltzmann equation: The study of polarizability effects on the structure of a double layer,” *The Journal of chemical physics* **134**, 234704 (2011).
- <sup>56</sup>Y. A. Budkov, A. Kolesnikov, and M. Kiselev, “A modified poisson-boltzmann theory: Effects of co-solvent polarizability,” *EPL (Europhysics Letters)* **111**, 28002 (2015).
- <sup>57</sup>Y. A. Budkov, A. Kolesnikov, and M. Kiselev, “On the theory of electric double layer with explicit account of a polarizable co-solvent,” *The Journal of chemical physics* **144**, 184703 (2016).
- <sup>58</sup>Y. A. Budkov, A. V. Sergeev, S. V. Zavarzin, and A. L. Kolesnikov, “Two-component electrolyte solutions with dipolar cations on a charged electrode: Theory and computer simulations,” *The Journal of Physical Chemistry C* **124**, 16308–16314 (2020).
- <sup>59</sup>Y. A. Budkov, S. V. Zavarzin, and A. L. Kolesnikov, “Theory of ionic liquids with polarizable ions on a charged electrode,” *The Journal of Physical Chemistry C* **125**, 21151–21159 (2021).
- <sup>60</sup>Y. A. Budkov, P. E. Brandyshev, and N. N. Kalikin, “Theory of self-coacervation in semi-dilute and concentrated zwitterionic polymer solutions,” *Soft Matter* **19**, 3281–3289 (2023).
- <sup>61</sup>Y. A. Budkov and A. L. Kolesnikov, “Modified poisson–boltzmann equations and macroscopic forces in inhomogeneous ionic fluids,” *Journal of Statistical Mechanics: Theory and Experiment* **2022**, 053205 (2022).
- <sup>62</sup>Y. A. Budkov, N. N. Kalikin, and P. E. Brandyshev, “Thermomechanical approach to calculating mechanical stresses in inhomogeneous fluids and its applications to ionic fluids,” *Journal of Statistical Mechanics: Theory and Experiment* **2024**, 123201 (2024).
- <sup>63</sup>R. Pethig, “Dielectric properties of biological materials: Biophysical and medical applications,” *IEEE transactions on electrical insulation* , 453–474 (1984).
- <sup>64</sup>J. G. Hedley, H. Berthoumieux, and A. A. Kornyshev, “The dramatic effect of water structure on hydration forces and the electrical double layer,” *The Journal of Physical Chemistry C* **127**, 8429–8447 (2023).
- <sup>65</sup>A. Kolesnikov, Y. Budkov, G. Barbosa, J. Möllmer, and F. Tavares, “Water adsorption on planar interfaces: Classical density functional study,” *Fluid Phase Equilibria* **564**, 113567 (2023).