

# $\mu$ MultiCore+TPU Accelerated Multi-Modal TinyML for Livestock Behaviour Recognition

Qianxue Zhang, Eiman Kanjo

**Abstract**—The advancement of technology has revolutionised the agricultural industry, transitioning it from labour-intensive farming practices to automated, AI-powered management systems. In recent years, more intelligent livestock monitoring solutions have been proposed to enhance farming efficiency and productivity. This work presents a novel approach to animal activity recognition and movement tracking, leveraging tiny machine learning (TinyML) techniques, wireless communication framework, and microcontroller platforms to develop an efficient, cost-effective livestock sensing system. It collects and fuses accelerometer data and vision inputs to build a multi-modal network for three tasks: image classification, object detection, and behaviour recognition. The system is deployed and evaluated on commercial microcontrollers for real-time inference using embedded applications, demonstrating up to  $270\times$  model size reduction, less than 80ms response latency, and on-par performance comparable to existing methods. The incorporation of the TinyML technique allows for seamless data transmission between devices, benefiting use cases in remote locations with poor Internet connectivity. This work delivers a robust, scalable IoT-edge livestock monitoring solution adaptable to diverse farming needs, offering flexibility for future extensions.

**Index Terms**—Tiny machine learning (TinyML), sensors, microcontroller unit (MCU), Internet of Things (IoT), livestock behavioural recognition, embedded systems, wireless communication.

## I. INTRODUCTION

IN the traditional livestock industry, constant human attention is essential for animal activity observation and condition predictions, sometimes domain experts are also required to secure product safety and quality. Nevertheless, the loss of farmers due to urbanisation drives up labour expenses, prompting owners to explore more profitable alternatives. Fortunately, the rapid development of affordable and accessible IoT devices, sensors, and machine learning technologies makes it feasible for rural farms to adopt intelligent farming practices for enhanced management strategies [1], [2]. Therefore, AI applications on the IoT edge are integrated to automate agricultural processes by providing diverse and improved solutions. With sensors and cameras, they offer efficient approaches to livestock management without extensive human involvement, including animal activity detection for health monitoring, location tracking to prevent danger, and behavioural prediction

for active control [3], [4]. The advancement in the domain of IoT and AI can drastically benefit the agriculture sector, boosting farm profits and efficiency.

Ranging from computer vision to natural language processing, modern AI algorithms have become more powerful and accurate, at the expense of increased size, computational requirements and carbon footprint. Dedicated hardware such as GPUs acts as the primary choice for training complicated large models, but with a price proportional to its processing capability, making it barely affordable for most farms. Although cloud computing offers another possible solution, model performance might be degraded due to unreliable Internet coverage in rural areas, resulting in unexpectedly high latency or low throughput. Therefore, given the financial constraints and communication restrictions in agricultural environments, relying on cloud servers or high-end hardware is challenging [5]. To overcome the above difficulties, tiny machine learning has emerged as a promising solution for designing an affordable and performant system. It is characterised by its energy-efficient nature, permitting real-time data processing and on-device inference without connecting to cloud service, hence preserving data security. With integrated sensors and embedded systems, TinyML can produce on-par performance compared to cloud and fog computing on resource-constrained hardware, while reducing the output latency, lowering energy consumption and improving privacy protection [6]–[9].

To enhance farming efficiency with minimal cost and energy consumption, we propose a low-budget, Internet-free, and automated sensing system to reliably monitor and track animals on rural farms, representing a novel IoT solution for smart livestock management. The system features three key innovations: 1) TinyML model development and optimisation: We successfully implemented and optimised several highly efficient TinyML models tailored for complex vision tasks and multimodal inputs, generating accurate classification and detection results with minimal latency. 2) Embedded system design: The algorithm was deployed and evaluated on resource-constrained microcontrollers (Google Dev Board Micro) with on-device inference enabled to process real-time information collected from sensors and cameras. 3) Innovative IoT solution in the agricultural field: We introduced an all-in-one AI-powered system through MCU-based smart monitoring and wireless communication-based notifications, significantly promoting cost-efficiency and operational productivity.

## II. BACKGROUND

### A. State-of-the-Art TinyML Models

Common cloud deep learning models of today are evident with their large size, which leads to excessively long comput-

This work has been submitted to the IEEE for possible publication. Copyright may be transferred without notice, after which this version may no longer be accessible.

Qianxue Zhang is with Medical AI Lab, Hebei Provincial Engineering Research Center for AI-Based Cancer Treatment Decision-Making, The First Hospital of Hebei Medical University, Shijiazhuang 050000, China; and the Computing Department, Imperial College London, London, UK.

Eiman Kanjo is with Professor Pervasive Sensing & TinyML and the Head of the Smart Sensing Lab at Nottingham Trent University, Nottingham, UK (email: eiman.kanjo@ntu.ac.uk); and Provost's Visiting Professor in tinyML at Imperial College London, London, UK (email: e.kanjo@imperial.ac.uk).

ing time and extensive hardware requirements, making relevant applications unfeasible in budget-restricted use cases such as farming. To relieve the computation burden and allow for the execution of efficient algorithms, TinyML is developed to compress the large models for deployment on low-power and resource-constrained platforms, such as microcontrollers and IoT devices. In recent years, several techniques have been developed to compress the model for more accurate results, including pruning [10], binary and linear quantisation [11], [12], neural architecture search (NAS) [13], and knowledge distillation [14]. These fundamental methods are well-suited for optimising all types of complex machine learning models to fit diverse memory constraints, however, designing a viable TinyML architecture from scratch is still computationally and time-consuming, which raises the demand for models tailored to MCUs and edge devices.

The lightweight MobileNet family [15]–[17] was specifically designed to run efficient CNN vision models on mobile devices, whose architecture and classic building blocks were progressively included in different TinyML models, serving as the basis for TinyML development. Nevertheless, directly deploying them on commercial MCUs typically does not function as expected due to the strict memory limit. Researchers then proposed various neural network architectures for running TinyML models on MCUs. ProxylessNAS [18] introduced hardware-aware neural network specialisation that can be optimised for explicit hardware objectives such as latency and memory restrictions. Another prominent model is MCUNet [19], a system-algorithm co-design framework that collaborates to create the two-stage neural architecture search and the memory-efficient inference engine in the same loop, enabling large-scale inference on strictly power-constrained MCU. Moreover, MCUNetV2 [20] offered patch-based inference scheduling to further reduce the memory footprint in TinyML models. However, prior studies mainly focused on the theoretical model design while paying less attention to the actual deployment scenario. The practical solutions of on-device execution face special obstacles given hardware constraints and inference library complexities [21]. Although MicroNets [22] successfully deployed TinyML applications on commodity microcontrollers (STM32 boards), researchers still experience difficulties in reproducing this work on other edge devices due to compatibility issues.

### B. AI Applications in Farm Sensing

AI applications have been embraced to advance farming through sensor data accumulation, rapid data transmission and remote monitoring. The utilisation of integrated sensors and cameras enables running optimised machine learning algorithms on different devices based on farming demands, saving human labour and improving the overall profit.

Currently, wearable sensors serve as the main tools in animal behaviour classification tasks due to their affordable, energy-efficient, and reliable nature [23]. The hybrid CNN-LSTM model outperformed pure CNN networks in sensor-based activity recognition, as RNNs are more effective in capturing the temporal dependencies of time series inputs [24]. Due to the scarcity and inconsistent quality of inertial sensor

datasets, data augmentation is essential for boosting model performance and generalisation ability [25]. Common methods include perturbation in the time and frequency domain through data permutation or noise injection, such as reversing or flipping time samples [26], and augmenting magnitude or phase spectrum with Gaussian distribution [27].

In terms of camera-integrated algorithms, most of the existing studies leverage object detection models to identify and track animals in the captured images. The classic R-CNN [28] model used a two-stage region proposal network for classification, which tends to produce more accurate results but with a longer runtime. Afterwards, researchers strived to develop networks that can finish the detection in a single pass to reduce computing time, where SSD [29] and YOLO [30] were proposed. Their rapidity, scalability and flexibility make them suitable for facilitating fast inference with real-time inputs on resource-restricted devices.

Researchers also explored various IoT applications for livestock monitoring to improve farm productivity. The infrastructure involves several modules to function, including sensors or cameras to collect key parameters from the environment, microcontrollers to process the inputs, and wireless communication components to transmit information [31]. Besides, some advanced systems exploit machine learning algorithms such as SVM and DNNs to classify animal activities and predict health outcomes, further improving the accuracy and utility of these IoT solutions [32]. Manikanta *et al.* presented a holistic cloud IoT-based animal surveillance system using sensors and Arduino UNO device [33]. However, the data analytics was performed on the cloud server rather than the local device, as the models were not optimised for MCU-based inference. As a result, the effectiveness of the system hinges on cloud computing capabilities provided by the service provider, making it heavily dependent on stable internet connectivity.

### C. Discussion

Although the literature makes evident the benefits of TinyML models and farming-related AI applications, there still exist cavities to be filled. For example, the majority of applications in livestock tracking rely on high-end hardware such as GPU or personal computers, since they can offer strong computational power to enhance the system's performance. Other IoT-based solutions tend to involve cloud services and Internet usage, which may have a detrimental impact in rural areas with poor connectivity. Besides, the optimised TinyML models are usually evaluated on the cloud rather than deployed on the actual microcontrollers. Therefore, this work places extra emphasis on optimising TinyML models and inferencing them on the board to evaluate their performance with embedded processors (*e.g.* TPU, M4 and M7 CPU). We aim to develop an all-in-one MCU-based smart livestock monitoring solution that does not require an Internet connection, contributing to an efficient sensing system with minimal cost.

## III. SYSTEM DESIGN

### A. Structural Overview

We propose a novel design for monitoring and tracking animals on the farm in Figure 1, which consists of two types

of devices that work collaboratively in tracking and assessing the behaviour and condition of livestock within a farming environment. Users can leverage this system to manage a group of animals or a specific individual based on their needs.

In terms of the Type 1 devices positioned on the farm's fence, they run a multi-core application on the Google Coral Dev Board Micro where the M7 core detects and tracks a group of animals within the camera frame using the object detection model, and the M4 core is responsible for wireless communication. Upon identifying any animal, the M7 core sends signals to the M4 core, and the M4 core starts to calculate a notification level based on the inputs received from M7 and Type 2 devices. If the calculation result indicates a significant event that requires human intervention, the M4 core will transmit a customised message to the mobile phone, providing instantaneous updates on the status of the animals.

In the meantime, the Type 2 devices installed on individual animals leverage the data from both the accelerometer and camera to generate detailed activity information. If concerning patterns are detected, the device will broadcast messages to the nearby Type 1 device and notify farmers, promoting the system's efficiency and reliability.

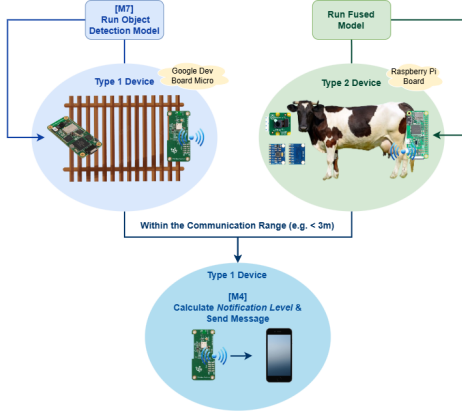


Fig. 1: Overview of the monitoring system prototype.

### B. Technical Details and Methodologies

Figure 2 provides an in-depth illustration of the TinyML models utilised to build the system, outlining the expected inputs and outputs of each network. Their results are then combined and processed to generate real-time notifications through the wireless communication framework. All operations are deployed on the microcontrollers to minimise power consumption and improve system efficiency, contributing to a reliable and cost-effective design in modern livestock management.

1) *Movement Tracking*: The system utilises an object detection model to track animal movement, which is responsible for identifying and locating livestock within the camera frame. The TinyML model, MCUNet-YOLO network, is presented and optimised for low-latency inference and fast detection on devices with limited resources. It can identify animals by outputting bounding boxes, class labels, and confidence scores for each detected object in real time, allowing for continuous tracking and labelling of every animal in the frame when it

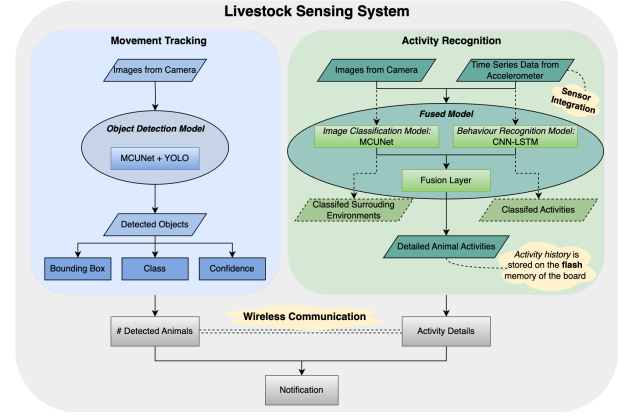


Fig. 2: Detailed system architecture.

moves. In addition, the processed data from the fused model is recorded on the flash memory of the device, creating a local history of the animal's behaviour. This small, onboard database provides a practical solution for retrieving the livestock's action over time, benefiting the movement tracking process. For example, the system labels a tracked animal as confined to a specific area if it feeds mostly in a stanchion without engaging in any grazing activities. Conversely, if the data shows frequent grazing and moving behaviours, the animal is categorised as free-ranging.

2) *Activity Recognition*: Sensors have emerged as the primary tool in classifying animals' activities due to their cost-effective, power-efficient, robust and stable characteristics. Therefore, the system integrates the accelerometer for behaviour recognition. To effectively process the time-series data collected by the sensor, the system employs a hybrid CNN-LSTM model, which leverages the strengths of CNNs for feature extraction and LSTMs for capturing temporal dependencies in sequential data. Moreover, to fully utilise vision information from the surrounding environment, a customised image classification model, MCUNet, is fused to generate a more detailed and accurate categorisation of the animal's activity, enhancing the system's performance and benefiting the farm management process.

3) *Wireless Communication*: To transmit and receive messages between devices, a wireless communication framework is established by leveraging the capabilities of the existing hardware. Currently, Bluetooth Low Energy (BLE) supported by most commercial MCUs is adopted. It offers a communication range of up to 200m outdoors and is specifically optimised for low power consumption, enabling operation for months to years with a small battery.

4) *Embedded System Development*: Embedded applications are developed to deploy the machine learning models to the board, supporting on-device inference and other additional features such as results visualisation and history storage. Since the Google Coral Dev Board Micro encompasses two CPUs (M7 & M4), single-core and multi-core designs are constructed to execute complex tasks by fully utilising its computational capability. Google also provides the `coralmicro` APIs for FreeRTOS project development, allowing for TPU accelera-

tion and TensorFlow Lite for Microcontrollers (TFLM) usage for this board. In general, the implementation of embedded software often concerns extensive C++ programming, CMake configuration for building and compilation, and TensorFlow Lite (TFLite) interpretation.

#### IV. TINYML MODELS DEVELOPMENT

The essential part of the project is TinyML model exploration and optimisation, aiming to train efficient and accurate models with minimal memory consumption to fit in the constrained memory of existing hardware. The primary work focuses on building and optimising individual deep learning models for three distinct tasks.

##### A. Image Classification

In the context of pasture-based farming, accurately recognising various livestock species and their surrounding environment is critical for effective livestock management. This involves constructing a robust multi-class classification model to properly categorise images captured through on-site cameras. Additionally, depending on the location of the microcontrollers and cameras, different networks are available to provide context-aware information and enhance the system's ability. For instance, with a static camera installation on the fence, the model would concentrate on identifying different types of animals. If the camera is positioned on the animals and travels with them, the task tends to classify the surrounding scenery.

1) *Model Design*: The open-source MCUNet [19] is selected as the backbone of the multi-class classification model, which is designed to enable large-scale image classification jobs on resource-constrained microcontrollers. As shown in Figure 3 and Figure 4, the main architecture of the model originates from the core building blocks in MobileNetV2 [16]. To reduce the computational load, the input images are preprocessed to a resolution of  $176 \times 176$  for feature extraction. A series of expansion ratios and kernel sizes are selected in the structure based on the widely-used mobile search space [18] and optimisation results. The size of the two models is parameterised by the number of FLOPs and trainable parameters, as shown in Table I.



Fig. 3: MCUNet model architecture.

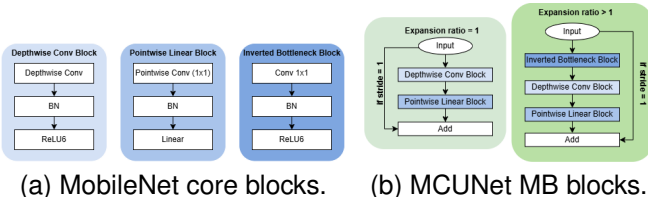


Fig. 4: Details of the operations in MCUNet MB blocks.

TABLE I: Image classification models size.

Models	#FLOPs	#Params
MCUNet (Mini-ImageNet)	81.64M	0.5925M
MCUNet (Custom Dataset)	81.64M	0.5769M

The MCUNet model is optimised by leveraging the two-stage neural architecture search method, which involves automated search space optimisation and resource-constrained model specialisation. Since larger FLOPs can contribute to larger model capacity, it is more likely to generate higher accuracy [19]. Following this rule, the best configurations  $S^*$  (with width multiplier  $W^*$  and resolution  $R^*$ ) for different SRAM, Flash combinations are collected in Figure 5. In order to fit into most of the commercial MCUs while considering the performance trade-off,  $W^* = 0.5$  and  $R^* = 176$  are chosen as the primary design space. Then an efficient model can be located from  $S^*$  through one-shot neural architecture search.

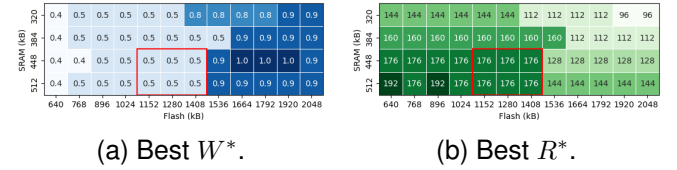


Fig. 5: Best search space configurations  $S^*$  under various SRAM and Flash settings.

2) *Datasets & Training*: There are two datasets used for training and evaluation based on the position of the MCU. First is the mini-ImageNet dataset with fewer categories compared to the complete ImageNet dataset [34] for classifying the captured camera frame, which contains 60000 images and 100 classes including common animals. The other one involves a custom dataset gathered online to identify the surrounding environment of animals, where 3 frequent scenarios are considered based on the livestock's daily routine: animal (surrounded by livestock), grass (for grazing), and fence (near the farm boundary). There are 640 samples in total, which are evenly distributed among each category to create a balanced dataset. Some examples are presented in Figure 6 for each class. To promote the robustness and generalisation ability of the model, every image is carefully selected through the accumulation of varying hues, species, and photographic perspectives.




Fig. 6: Example images for the custom dataset.

##### B. Object Detection

In contrast to image classification tasks that only categorise an entire image into a single class, object detection seeks to identify and locate several instances within one frame, thus being more appropriate for complex farming environments.



1) *Model Design*: The hybrid ResNet-YOLO network in paper [35] incorporates ResNet [36] into the feature extraction part of the YOLO architecture, which is proven to be highly effective in multi-object recognition with complicated natural scenes. Inspired by this research, the MCUNet-YOLO model is designed as a TinyML solution for the object detection task. The same MCUNet continues to act as the backbone for feature extraction, and the single-stage YOLOv1 detector is employed to locate the object, resulting in a fast and memory-efficient model for real-time detection on edge devices. The input resolution is changed to  $224 \times 224$  based on the tuning results. Besides, the final fully connected layer is stripped off from the original MCUNet network and replaced with the corresponding YOLOv1 detector in Figure 7. The YOLOv1 classifier encompasses two convolutional layers and one linear layer to improve the performance, which converts the extracted feature map from MCUNet into a raw YOLO-style tensor. The comparison of the models in terms of the number of trainable parameters and FLOPs is displayed in Table II, where the MCUNet-YOLO model is much more efficient.

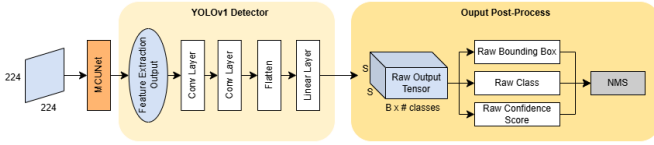


Fig. 7: YOLO detector and output post-processing steps.

TABLE II: Object detection models size.

Models	#FLOPs	#Params
ResNet-YOLO	16978.7M	26.73M
MCUNet-YOLO	152.4M	0.73M

2) *Datasets & Training*: The Pascal VOC dataset [37] includes images from a wide variety of real-world scenes. It contains 20 classes in total, covering common objects such as animals, people, and household items. The dataset is generally clear and concise, where the annotated elements are of moderate size and well-centred, occupying a significant portion of the image without complex background. The 2007 and 2012 published datasets are used to refine and evaluate the model. Since the system primarily targets the livestock use case, the number of classes is reduced to 4, consisting of cow, horse, person, and sheep only to save training time. To improve the model's robustness and generalisation ability, customised data augmentations are applied to both input images and bounding boxes to update them collectively. The pre-trained ImageNet MCUNet backbone from the image classification task is integrated into this model.

The training loss function is implemented by following the original YOLOv1 paper [30], including the bounding box regression loss, confidence loss when there is an object or no object, and class prediction loss.

$$\begin{aligned}
 L = & \lambda_{\text{coord}} \sum_{i=0}^{S^2} \sum_{j=0}^B \mathbb{1}_{ij}^{\text{obj}} [(x_i - \hat{x}_i)^2 + (y_i - \hat{y}_i)^2] \\
 & + \lambda_{\text{coord}} \sum_{i=0}^{S^2} \sum_{j=0}^B \mathbb{1}_{ij}^{\text{obj}} \left[ (\sqrt{w_i} - \sqrt{\hat{w}_i})^2 + (\sqrt{h_i} - \sqrt{\hat{h}_i})^2 \right] \\
 & + \sum_{i=0}^{S^2} \sum_{j=0}^B \mathbb{1}_{ij}^{\text{obj}} (C_i - \hat{C}_i)^2 + \lambda_{\text{noobj}} \sum_{i=0}^{S^2} \sum_{j=0}^B \mathbb{1}_{ij}^{\text{noobj}} (C_i - \hat{C}_i)^2 \\
 & + \sum_{i=0}^{S^2} \mathbb{1}_{ij}^{\text{obj}} \sum_{c \in \text{classes}} (p_i(c) - \hat{p}_i(c))^2 \quad (1)
 \end{aligned}$$

where:

- $S \times S$  is the grid size,
- $B$  is the number of bounding boxes per grid cell,
- $(x_i, y_i, w_i, h_i)$  are the predicted bounding box coordinates and dimensions,
- $(\hat{x}_i, \hat{y}_i, \hat{w}_i, \hat{h}_i)$  are the ground truth bounding box parameters,
- $C_i$  and  $\hat{C}_i$  represent the confidence scores,
- $\lambda_{\text{coord}}$  and  $\lambda_{\text{noobj}}$  are scaling factors for localisation and confidence losses,
- $p_i(c)$  and  $\hat{p}_i(c)$  are the predicted and actual class probabilities.

The input resolution can significantly affect the model's performance. In the meantime, the grid size  $S$  varies with the change in resolution. As summarised in Table III, a larger resolution tends to generate higher mean Average Precision at the expense of increased computational complexity and energy consumption. Eventually, a size of 224 is chosen by considering the hyperparameter tuning results and trade-offs.

TABLE III: MCUNet-YOLO resolution & S tuning results.

S	Resolution	mAP	#FLOPs
14	448	0.55	526.1M
7	224	0.49	152.4M
8	176	0.42	90.37M

### C. Behaviour Recognition

Aside from vision tasks, environmental data collected from sensors is also leveraged to classify various animal activities. Accelerometer is considered as the primary choice due to its affordability and ability to accurately capture livestock's behaviour during movement. Besides, it is small and lightweight, which can be attached to animals with minimal impact on their natural behaviours.

1) *Model Design*: The hybrid CNN-LSTM model is recommended due to its reliability, efficiency and high performance since it combines the strengths of both architectures to generate a stronger network [23], [24]. It is compressed to fit into the constrained memory of edge devices, with the corresponding size in Table IV. The CNNs are responsible for local feature extraction, generating feature maps that represent high-level patterns through dimensionality reduction. Whereas, LSTMs can perform sequence learning over long-term dependencies and sequential relationships in the inputs, which is particularly useful for handling time-series data. The network structure

is shown in Figure 8, where the LSTM cells process the sequence of features generated by the CNN before sending the output into the linear layer for classification. The number of 1D convolutional blocks is reduced to three as there are sufficient extracted features for the 4-layer LSTM module to analyse. This model is also optimised with iterative pruning to compress its size for future deployment steps.

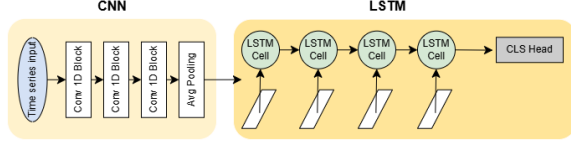


Fig. 8: C-LSTM model architecture.

TABLE IV: Behaviour classification models size.

Models	#FLOPs	#Params
Original CNN	79.07M	0.662M
Iteratively Pruned CNN	25.67M	0.1055M
Original C-LSTM	56.28M	0.437M
Iteratively Pruned C-LSTM	12.52M	0.1858M

2) *Dataset & Training*: A publicly available the Japanese Cow behaviour dataset [38] is leveraged for model training and evaluation. There are thirteen annotated behaviours in total, including common activities such as resting, moving, and drinking, *etc.* The data are gathered using tri-axial accelerometers attached to the neck of six different cows over the course of one day, at a sampling frequency of 25Hz. There are five actions to be detected, which are resting in standing position (RES), moving (MOV), attacking (ATT), feeding in stanchion (FES), and grazing (GRZ), covering animals' daily routine and behaviours that potentially requires human attention. The raw time stamps are filtered and preprocessed into 10-s sliding windows with a step size of 25, where each window is annotated with a label of the class of majority samples. The dataset is noticeably unbalanced, so several data augmentation strategies are exploited to perturb time positions in the training data for better generalisation ability, such as randomly reversing the time series and looping the existing period to compensate for information loss (CIL).

The training procedure is straightforward by adjusting the hyperparameters to get an optimal model. Aside from the standard parameters like learning rates and optimisers, the size of input window is also observed as a crucial factor that determines the model's performance. A longer input sequence tends to preserve more long-term relationships in the data, making the network less sensitive to unexpected noise and more powerful in capturing detailed information, but at a cost of increased energy consumption and model complexity. On the other hand, a smaller window size drives the model to concentrate more on localised patterns, which can enhance the generalisation ability. Fewer input samples are computationally efficient, contributing to faster inference time and short latency. Overall, the performance of the C-LSTM network exhibits a smaller level of fluctuation when varying the window size due to the advantages of LSTM cells.

#### D. TFLite Model Generation

TensorFlow Lite (TFLite) is designed for efficient on-device inference, optimised for low-power edge devices and MCUs, whose cross-platform compatibility enables deployment across various hardware architectures. To generate a TFLite model while preserving performance, the original PyTorch model undergoes conversion to TensorFlow format, followed by transformation into TFLite with specific optimisations. The conversion process is performed using the `TFLiteConverter`, incorporating optional optimisations to reduce model size and inference latency. We employ quantisation to reduce the precision of parameters from 32-bit floating-point to 8-bit integers, making the model more suitable for memory-constrained MCUs. This is achieved using the equation:

$$Q_x = \text{round} \left( \frac{x}{S} \right) + Z \quad (2)$$

where:

- $Q_x$  is the quantised integer value,
- $x$  is the original floating-point value,
- $S$  is the scale factor,
- $Z$  is the zero-point offset.

This transformation ensures efficient storage and computation while maintaining accuracy. A representative dataset is required to calibrate activations during quantisation, ensuring minimal loss in performance. The full integer quantisation process significantly enhances model efficiency, particularly on hardware optimised for integer tensor operations, such as Tensor Processing Units (TPUs).

#### V. SYSTEM IMPLEMENTATION

The system of the project can be assembled after the completion of the individual TinyML models, which is composed of three main aspects: a multi-model network to combine both sensor (accelerometer) and camera inputs for more accurate classification, the embedded system development to support inference on board with additional functions, and a wireless communication module to facilitate information transmission between devices. Finally, the entire system can be constructed by utilising all implemented components.

##### A. Multi-Modal Fusion

Based on the system design outlined in Figure 2, a fused model is employed in the Type 2 devices to encourage the animal monitoring process with different input modes. It leverages the time-series data from the embedded sensor and pictures captured from the real-time camera to interpret more accurate classification results tailored to agricultural demands.

In this system, two TinyML models are combined together using the decision-level fusion technique to build a multi-modal network for farm management, which consists of:

- The image classification model pre-trained with the custom dataset for surrounding environment categorisation.
- The behaviour recognition model for livestock activity recognition with accelerometer inputs.

This late fusion approach is selected due to its modularity, flexibility, and robustness, since each modality can be developed and optimised independently, making it easier to integrate

new modalities or update existing ones even if conflicts occur. Figure 9 illustrates the structure of the multi-modal system, where each classification model is analysed separately with its own specialised algorithms. The individual predictions are then concatenated and fed into a small linear layer to produce a final decision, represented by:

$$F = \sum_{i=1}^n w_i \cdot P_i \quad (3)$$

where:

- $F$  is the final fused decision score,
- $w_i$  is the weight assigned to each model's prediction,
- $P_i$  is the probability output of the  $i$ -th model.

Finally, this model is converted to TFLite format with INT8 quantisation for on-board deployment, ensuring efficient storage and computation on memory-constrained microcontrollers.

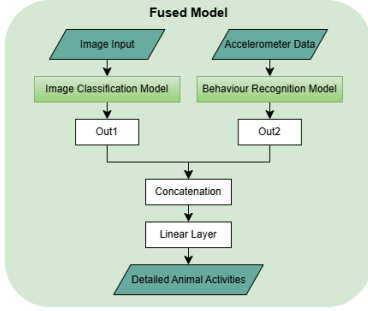


Fig. 9: Fused model structure.

1) *Label Mapping*: As shown in Table V, the mapping of the fused labels is generated based on the classification outcomes from the two models. The first row (RES, MOV, ATT, FES, GRZ) represents the five possible behaviours exhibited by the livestock, while the first column (Animal, Grass, Fence) identifies the detected scenes around the animal. There are eight classes in Table VI, corresponding to the detailed activity information and the animal's conditions. These classes not only describe the livestock's actions but also provide an indication of the level of human attention required, which is colour-coded into three categories. Green denotes safety that requires no immediate intervention, and yellow signifies that the animal is near the fence, which could demand closer monitoring. Whereas, red highlights any abnormal or concerning behaviour, necessitating prompt action from the farmer. For instance, the animal is generally safe when it is surrounded by animals (Animal) and resting (RES), which is labelled with 0. However, if aggressive actions are identified (ATT), or animals are moving (MOV) towards the border of the farm (Fence), the manager should be notified to take additional supervision. When yellow or red behaviours are detected, the system will send a message to the Type 1 device for further processing.

TABLE V: Label mapping based on the animal behaviour and its surrounding environment.

	RES(0)	MOV(1)	ATT(2)	FES(3)	GRZ(4)
Animal(0)	0	1	6	2	3
Grass(1)	0	1	6	2	3
Fence(2)	4	7	7	2	5

TABLE VI: Detailed animal activities with explanations.

Label	Class Meaning
0	resting in safe condition
1	moving in safe condition
2	feeding in stanchion in safe condition
3	grazing in safe condition
4	resting near fence
5	grazing near fence
6	attacking animals
7	potential escaping

### B. Embedded System Development

This section demonstrates the firmware development to flash the TFLite models on MCU for inference, especially targeting the Google Coral Dev Board Micro. As the primary processor is a microcontroller, it is designed to execute tiny applications without the support of a general-purpose operating system like Linux. Instead, all platforms and APIs are built with FreeRTOS in C++. By using the TFLM framework, on-board inference as well as other additional functions can be implemented to realise the livestock monitoring system on resource-constrained devices.

1) *Single-Core Applications*: To execute a TinyML model on the board, single-core applications need to be constructed based on the running processor. Since the board possesses two MCU CPUs, M4 and M7, as well as the Edge TPU accelerator, all of them are tested separately for performance measurement. The general procedure for initiating the TFLite model inference on the Dev Board Micro is defined in Algorithm 1 by leveraging the TensorFlow interpreter provided in TFLM. Eventually, the fused model is deployed using the single-core algorithm with TPU acceleration.

Algorithm 1 General Single-Core Algorithm

```

Initialization:
// Power on the Edge TPU or M4 core
TPU: EdgeTpuManager → OpenDevice()
M4: IpcM7 → StartM4()
// Define the TF ops
resolver.AddCustom(kCustomOp, RegisterCustomOp())
resolver.AddConv2D(), resolver.AddFullyConnected(), ...
// Load TFLite model
coral_micro :: LfsReadFile(fused_model)

Main Loop:
while TRUE do
    // Calculate the inference time
    dtime ← t_current - t_prev
    // Prepare input tensor
    input_tensor ← quantised_input
    // Invoke inference
    interpreter.Invoke()
    // Output post-processing
    output_tensor ← dequantised_output
end while

```

2) *Multi-Core Applications*: The Dev Board Micro encompasses a dual-core MCU with an M7 and an M4 processor, providing the opportunity to run a variety of multi-core applications. To fulfil the functionality of the system, we run different algorithms on the two processors and leverage the inter-process communication (IPC) feature to facilitate data sharing between them. Due to the limited computational power

of the M4 core, the larger model is executed on the M7 processor, where it can use the Edge TPU for enhanced system efficiency.

The M7 core runs an object detection model (MCUNet-YOLO) accelerated by the Edge TPU to locate animals and humans in real-time camera frames, displaying the instant results on a web interface via the local host and sending the information to the M4 core for further processing steps. The program details are shown in Algorithm 2.

---

**Algorithm 2** M7 Algorithm (Object Detection with TPU)

---

```

Initialization:
  // Set up HTTP server with URI handler
  http_server.AddUriHandler(UriHandler)
  // Create synchronization primitives
  img_mutex ← xSemaphoreCreateMutex()
  bbox_mutex ← xSemaphoreCreateMutex()
  // Initialize camera in streaming mode
  CameraTask → Enable(CameraMode :: kStreaming)
  // Start coprocessor
  IpcM7 → StartM4()

Main Loop:
  while TRUE do
    // Capture frame
    CameraTask → GetFrame(fmt)
    // Run inference
    interpreter.Invoke()
    // Process results
    return id, score, x_min, y_min, x_max, y_max
    // IPC communication
    ipc → SendMessage(msg)
  end while

```

---

When it receives animal activity information from the Type 2 device and detects any animal in the M7 core, a notification level  $N$  is calculated in M4 following the below equation. The higher number represents a more serious situation, where 0 indicates there is no alert to send but 3 requires immediate human intervention.

$$N = \max(3, \lfloor \frac{A-4}{2} \rfloor + \lfloor \frac{B}{2} \rfloor) \quad (4)$$

where:

- $A$  is the severity score from the Type 2 device (animal activity analysis in Table VI),
- $B$  is the number of detected animals from the M7 core (object detection output).

If  $N \geq 1$ , a BLE Beacon is set up to broadcast the customised message towards nearby mobile devices to notify users, as shown in Algorithm 3. This establishes a real-time monitoring and intervention system that accounts for wireless signal attenuation. To estimate the effectiveness of wireless communication in different farm environments and ensure reliable data transmission between Type 1 and Type 2 devices, the received signal strength for wireless communication modelled with free-space path loss is given by:

$$P_r = P_t - 10n \log_{10}(d) + X_g \quad (5)$$

where:

- $P_r$  is the received signal power (dBm),
- $P_t$  is the transmitted signal power (dBm),
- $d$  is the distance between transmitter and receiver (m),
- $n$  is the path loss exponent (typically between 2 and 4, depending on the environment),

- $X_g$  is a Gaussian random variable accounting for fading effects.

---

**Algorithm 3** M4 Algorithm (Handle msg from M7 and Type 2 Device and broadcast)

---

**Message Handling:**

```

  // Receive M7 message and send ACK back
  M7_msg = reinterpret_cast < const Message* > (data)
  IpcM4 → SendMessage(ack_msg)

```

**Data Processing:**

```

  // Process for notification with Type 2 Device inputs
  processed_msg ← M7_msg, activity_msg
  notification ← processed_msg

```

**Bluetooth Broadcast:**

```

  // Set up a Bluetooth Beacon for advertising information
  InitEdgefastBluetooth(bt_ready)
  BluetoothAdvertise(bt_le_ext_adv * notification)

```

---

3) *Small On-board Database*: The Coral board boasts a larger memory capacity compared to most commercial MCUs and provides Filesystem APIs for reading and writing files on the flash memory. Leveraging these advantages, a complementary feature has been implemented to develop a small database on board, enabling the retrieval of activity history for the monitored livestock. This capability allows farmers and customers to access verifiable information about the animals' product history, such as whether they were free-ranging or restricted to a certain area, encouraging more informed and proactive product control. This approach enables an efficient offline method of monitoring and logging data locally on resource-constrained devices, significantly reducing operational latency while enhancing privacy and security through controlled access. In contrast with cloud-based databases, the data always remains on the device, eliminating the risk of interception or unauthorised access during network transmission.

### C. System Construction

The system is constructed by integrating all components developed in the preceding stages, as outlined in Figure 10.

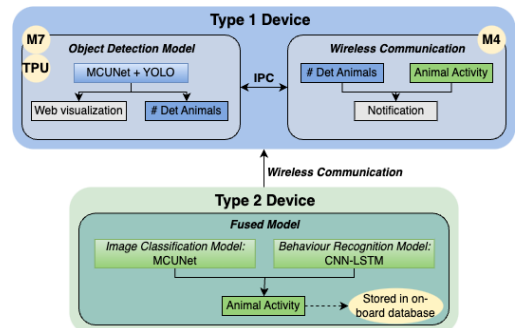


Fig. 10: System construction details.

The implementation of the livestock sensing system mainly centers on developing the two types of devices in Figure 1. The Type 1 Device operates a multi-core application, which leverages the M7 processor and Edge TPU to perform object detection using the MCUNet-YOLO model. Meanwhile, the M4 processor handles incoming messages from both the M7



processor and the Type 2 Device through IPC and wireless communication respectively, to generate notifications that alert farmers of the current animal status. On the other hand, the Type 2 Device utilises a multimodal network architecture to monitor animal behaviour with data from both camera and accelerometer. The fused model is then deployed on the MCU using a single-core application. Additionally, the device also contains an on-board database that stores the animal activity history, providing a reference for the movement tracking and behaviour analysis.

## VI. EVALUATION

### A. Evaluation Metrics and Requirements

The assessment of the individual TinyML models and the complete system is carried out separately on the cloud GPUs and MCU platforms following metrics in Table VII.

TABLE VII: Evaluation metrics summary.

<b>Performance</b>	<b>Accuracy</b> (classification model): $Accuracy = \frac{TP+TN}{TP+TN+FP+FN}$
	<b>mAP</b> (object detection model): $mAP = \frac{1}{N} \sum_{i=1}^N AP_i$ where $TP$ is determined by the $IoU = \frac{A_{pred} \cap A_{gt}}{A_{pred} \cup A_{gt}}$ and threshold.
<b>Memory Profile</b>	<b>#FLOPs</b> : Total number of arithmetic (floating point) operations to make a prediction on a single input, a measure of computational complexity.
	<b>#Params</b> : Total number of trainable parameters, corresponds to the model size stored on the flash memory based on the variable format (32-bit float, 8-bit integer, etc.).
	<b>Peak Activation Size</b> : Maximum amount of dynamic memory usage based on the sum of input and output activations for a layer, constrained by the <b>SRAM</b> size in MCUs.
<b>Inference Time</b>	<b>End-to-end latency</b> when running one loop of inference, including input data preprocessing stage, model forward pass and output post-processing steps. This is measured on different processors separately with fully-quantised INT8 models.

### B. TinyML Model Evaluation

1) *Image Classification*: The performance of the image classification models is displayed in Table VIII. Despite the minor accuracy drops with full integer quantisation (around 0.5%), it can significantly improve the inference efficiency and save extensive computational resources by deducting the size of a model, contributing to a network that is highly appropriate for MCU deployment. The MCUNet models for both datasets share the same runtime time in Table IX, with a very fast inference speed (60ms) when accelerated with the Edge TPU. Overall, MCUNet demonstrates competitive performance across different datasets with notably lower operations and trainable parameters ( $4.8\times$  lower) compared to the MobileNetV2 [16] model.

TABLE VIII: Image classification models performance with input resolution = 176.

Model	Dataset	Acc (%) (fp32/int8)	#FLOPs	#Params	Peak Acts
MCUNet	ImageNet(1k)	68.2/67.5	81.64M	0.7421M	341K
	Mini-ImageNet	86.8/86.2		0.5925M	
	Custom Dataset	97.7/97.6		0.5769M	
MobileNetV2 [16]	ImageNet(1k)	71.8/71.0	195.5M	3.50M	743K

TABLE IX: Image classification models inference time.

Model	Avg Inference Time		
	M4	M7	TPU
MCUNet	16316ms	2645ms	60ms

2) *Object Detection*: For performance with the Pascal VOC dataset, the optimised MCUNet-YOLO model is compared against the previous research work, ResNet-YOLO [35] and the Darknet-YOLOv1 [30] networks. As illustrated in Table X, Darknet-YOLOv1 stands out with the highest mAP of 0.63 but at the expense of substantial computational demands and largest model size. The other deep network, ResNet-YOLOv1, delivers a similar mAP to MCUNet-YOLO but at a much higher memory and parameter cost. On the other hand, MCUNet-YOLO is the most efficient model with minimal FLOPs and the smallest size. Given the Darknet version is almost  $270\times$  larger than the MCUNet network, a performance loss of 0.14 is generally acceptable.

TABLE X: Object detection models performance.

Model	Res.	mAP	#FLOPs	#Params	Peak Acts
MCUNet-YOLO	224	0.49	152.4M	0.73M	0.55M
ResNet-YOLO [35]	448	0.49	16.98G	26.73M	12.80M
Darknet-YOLO [30]	448	0.63	20.21G	194.23M	2.81M

The MCUNet-YOLO is eventually deployed and evaluated on the Coral Dev Board Micro. As shown in Table XI, running with the M4 processor is highly inefficient with a drastic latency of over 20s due to the increased complexity of the model, thus TPU acceleration is recommended for faster inference (77ms).

TABLE XI: Object detection model inference time.

Model	Avg Inference Time		
	M4	M7	TPU
MCUNet-YOLO	20s+	3871ms	77ms

### C. Behaviour Classification

The evaluation of the optimised behaviour classification model (CNN-LSTM) is presented in Table XII. Given the LSTM cell's proficiency in capturing temporal information from sequential data, this hybrid model is less sensitive to the selection of window size, and eventually a 10s window is applied. It demonstrates strong efficiency in categorising animal behaviour based on accelerometer inputs and achieves very high performance of accuracy over 98% with a small number of operations and trainable parameters. Compared to other tasks, running this model on board is much faster, making it suitable for resource-constrained environments.

TABLE XII: Behaviour recognition model performance.

Model	Acc (%) (fp32/int8)	#FLOPs	#Params	Peak Acts	Avg Inference Time		
					M4	M7	TPU
C-LSTM	98.95/98.94	12.52M	0.1858M	31.7K	2500ms	495ms	16ms

### D. System Evaluation

The system is assessed on the Google Coral Dev Board Micro, which includes two main applications. The first one



is the multi-modal network that fuses the image classification and behaviour recognition model for comprehensive activity monitoring. The other one focuses on the multi-core design, which uses M7 to run the object detection model for animal tracking and M4 for handling wireless communication.

1) *Multi-Modal System*: The fused network demonstrates a strong ability to capture animal behaviours by leveraging the multimodal inputs from both sensors and cameras, achieving an average accuracy of over 97%. Since the late fusion techniques are employed to combine the two individual networks, the total size of this application is approximately equal to the sum of these smaller models. Moreover, this system provides an additional function to store animal activity history, which can be retrieved through the onboard flash memory.

TABLE XIII: Fused model performance.

Model	Acc (%) (fp32/int8)	#FLOPs	#Params	Peak Acts	Avg Inference Time M4 M7 TPU
Fused Model	97.56/96.87	107.3M	0.6825M	341K	19s 2970ms 75ms

2) *Multi-Core Applications*: The multi-core design fully utilises the processing power of the two available processors and executes algorithms on both. The total inference time is increased by around 20ms compared to running a single object detection network, which is expected since both cores are actively involved.

## VII. CONCLUSION

In summary, we propose a novel and efficient solution for livestock tracking and management in the agriculture sector. With the power of TinyML techniques and comprehensive embedded system development, the entire sensing system is deployed on commercial microcontrollers with minimal latency, enabling on-board inference of various multi-core and multi-modal AI applications to analyse animal behaviours with TPU acceleration. Since rural areas typically suffer from limited Internet coverage, the system integrates wireless communication frameworks to notify farmers of abnormal activities, eliminating the reliance on the Internet and improving management efficiency. Compared to the existing algorithms in livestock farming that utilise cloud-based IoT platforms or dedicated hardware to run complex deep learning models, this approach offers a budget-wise, Internet-independent, and robust system using commercial microcontrollers and sensors. This innovation optimises farming productivity and efficiency by providing a scalable and non-invasive monitoring solution tailored to the constraints of agricultural environments.

## ACKNOWLEDGMENTS

I would like to thanks to my supervisor Prof. Kanjo Eiman, for her insightful suggestions and continuous help throughout every stage of the project at Imperial College London. Her expertise and assistance have been instrumental in the completion of this project. I would also like to express my sincere gratitude to Brad Patrick for his time and technical support.

## REFERENCES

[1] R. Kumar Kasera, S. Gour, and T. Acharjee, "A comprehensive survey on iot and ai based applications in different pre-harvest, during-harvest and post-harvest activities of smart agriculture," *Computers and Electronics in Agriculture*, vol. 216, p. 108522, 2024. [Online]. Available: <https://www.sciencedirect.com/science/article/pii/S0168169923009109>

[2] B. Patrick, E. Johnson, Thomas, and E. Kanjo, "Internetless low-cost sensing system for real-time livestock monitoring," *IEEE Sensors*, 2024.

[3] M. Farhan, G. S. Wijaya Thaha, E. Alviso Kristiadi, and K. Mutijarsa, "Cattle anomaly behavior detection system based on iot and computer vision in precision livestock farming," in *2024 International Conference on Information Technology Systems and Innovation (ICITSI)*, 2024, pp. 342–347.

[4] L. Chitra, P. Poornima, A. S. L., and J. A. A., "A remote surveillance system based on artificial intelligence for animal tracking near railway track," in *2024 IEEE International Conference for Women in Innovation, Technology & Entrepreneurship (ICWITE)*, 2024, pp. 659–664.

[5] G. Idoje, T. Dagiuklas, and M. Iqbal, "Survey for smart farming technologies: Challenges and issues," *Computers & Electrical Engineering*, vol. 92, p. 107104, 2021. [Online]. Available: <https://www.sciencedirect.com/science/article/pii/S0045790621001117>

[6] Y. Abadade, A. Temouden, H. Bamoumen, N. Benamar, Y. Chtouki, and A. S. Hafid, "A comprehensive survey on tinyml," *IEEE Access*, vol. 11, pp. 96 892–96 922, 2023.

[7] K. Woodward and E. Kanjo, "Parallel feature fusion for multi-modal scene recognition on dual-core mcus," *IEEE Pervasive Computing*, 2024.

[8] M. Gibbs, K. Woodward, and E. Kanjo, "Multiple tinyml models for multimodal context-aware stress recognition on constrained microcontrollers," *IEEE Macro Journal*, 2024.

[9] Z. Bao, E. Kanjo, S. Banerjee, H. A. Rashid, and T. Mohsenin, "Decentralised resource sharing in tinyml: Wireless bilayer gossip parallel sgd for collaborative learning," *arXiv preprint arXiv:2501.04817*, 2025.

[10] S. Han, J. Pool, J. Tran, and W. Dally, "Learning both weights and connections for efficient neural network," in *Advances in Neural Information Processing Systems*, C. Cortes, N. Lawrence, D. Lee, M. Sugiyama, and R. Garnett, Eds., vol. 28. Curran Associates, Inc., 2015. [Online]. Available: [https://proceedings.neurips.cc/paper\\_files/paper/2015/file/ae0eb3eed39d2bcef4622b2499a05fe6-Paper.pdf](https://proceedings.neurips.cc/paper_files/paper/2015/file/ae0eb3eed39d2bcef4622b2499a05fe6-Paper.pdf)

[11] M. Courbariaux, I. Hubara, D. Soudry, R. El-Yaniv, and Y. Bengio, "Binarized neural networks: Training deep neural networks with weights and activations constrained to +1 or -1," 2016.

[12] B. Jacob, S. Kligys, B. Chen, M. Zhu, M. Tang, A. Howard, H. Adam, and D. Kalenichenko, "Quantization and training of neural networks for efficient integer-arithmetic-only inference," in *Proceedings of the IEEE Conference on Computer Vision and Pattern Recognition (CVPR)*, June 2018.

[13] P. Ren, Y. Xiao, X. Chang, P.-Y. Huang, Z. Li, X. Chen, and X. Wang, "A comprehensive survey of neural architecture search: Challenges and solutions," *ACM Computing Surveys (CSUR)*, vol. 54, no. 4, pp. 1–34, 2021.

[14] G. Hinton, O. Vinyals, and J. Dean, "Distilling the knowledge in a neural network," 2015.

[15] A. G. Howard, M. Zhu, B. Chen, D. Kalenichenko, W. Wang, T. Weyand, M. Andreetto, and H. Adam, "Mobilenets: Efficient convolutional neural networks for mobile vision applications," *arXiv preprint arXiv:1704.04861*, 2017.

[16] M. Sandler, A. Howard, M. Zhu, A. Zhmoginov, and L.-C. Chen, "Mobilenetv2: Inverted residuals and linear bottlenecks," in *Proceedings of the IEEE conference on computer vision and pattern recognition*, 2018, pp. 4510–4520.

[17] A. Howard, M. Sandler, G. Chu, L.-C. Chen, B. Chen, M. Tan, W. Wang, Y. Zhu, R. Pang, V. Vasudevan, Q. V. Le, and H. Adam, "Searching for mobilenetv3," in *Proceedings of the IEEE/CVF International Conference on Computer Vision (ICCV)*, October 2019.

[18] H. Cai, L. Zhu, and S. Han, "Proxylessnas: Direct neural architecture search on target task and hardware," *CoRR*, vol. abs/1812.00332, 2018. [Online]. Available: <http://arxiv.org/abs/1812.00332>

[19] J. Lin, W.-M. Chen, Y. Lin, j. cohn, C. Gan, and S. Han, "Mcunet: Tiny deep learning on iot devices," in *Advances in Neural Information Processing Systems*, H. Larochelle, M. Ranzato, R. Hadsell, M. Balcan, and H. Lin, Eds., vol. 33. Curran Associates, Inc., 2020, pp. 11 711–11 722. [Online]. Available: [https://proceedings.neurips.cc/paper\\_files/paper/2020/file/86c51678350f656dccc7f490a43946ee5-Paper.pdf](https://proceedings.neurips.cc/paper_files/paper/2020/file/86c51678350f656dccc7f490a43946ee5-Paper.pdf)

[20] J. Lin, W.-M. Chen, H. Cai, C. Gan, and S. Han, "Memory-efficient patch-based inference for tiny deep learning," in *Advances in Neural Information Processing Systems*, M. Ranzato, A. Beygelzimer, Y. Dauphin, P. Liang, and J. W. Vaughan, Eds., vol. 34. Curran Associates, Inc., 2021, pp. 2346–2358. [Online]. Available: [https://proceedings.neurips.cc/paper\\_files/paper/2021/file/1371bccec2447b5aa6d96d2a540fb401-Paper.pdf](https://proceedings.neurips.cc/paper_files/paper/2021/file/1371bccec2447b5aa6d96d2a540fb401-Paper.pdf)

[21] N. Schizas, A. Karras, C. Karras, and S. Sioutas, "Tinyml for ultra-low power ai and large scale iot deployments: A systematic

- review,” *Future Internet*, vol. 14, no. 12, 2022. [Online]. Available: <https://www.mdpi.com/1999-5903/14/12/363>
- [22] C. Banbury, C. Zhou, I. Fedorov, R. Matas, U. Thakker, D. Gope, V. Janapa Reddi, M. Mattina, and P. Whatmough, “Micronets: Neural network architectures for deploying tinyml applications on commodity microcontrollers,” in *Proceedings of Machine Learning and Systems*, A. Smola, A. Dimakis, and I. Stoica, Eds., vol. 3, 2021, pp. 517–532. [Online]. Available: [https://proceedings.mlsys.org/paper\\_files/paper/2021/file/c4d41d9619462c534b7b61d1f772385e-Paper.pdf](https://proceedings.mlsys.org/paper_files/paper/2021/file/c4d41d9619462c534b7b61d1f772385e-Paper.pdf)
  - [23] A. Mao, E. Huang, X. Wang, and K. Liu, “Deep learning-based animal activity recognition with wearable sensors: Overview, challenges, and future directions,” *Computers and Electronics in Agriculture*, vol. 211, p. 108043, 2023. [Online]. Available: <https://www.sciencedirect.com/science/article/pii/S0168169923004313>
  - [24] A. Liseune, D. V. den Poel, P. R. Hut, F. J. van Eerdenburg, and M. Hostens, “Leveraging sequential information from multivariate behavioral sensor data to predict the moment of calving in dairy cattle using deep learning,” *Computers and Electronics in Agriculture*, vol. 191, p. 106566, 2021. [Online]. Available: <https://www.sciencedirect.com/science/article/pii/S0168169921005834>
  - [25] Q. Wen, L. Sun, X. Song, J. Gao, X. Wang, and H. Xu, “Time series data augmentation for deep learning: A survey,” *CoRR*, vol. abs/2002.12478, 2020. [Online]. Available: <https://arxiv.org/abs/2002.12478>
  - [26] C. Li, K. K. Tokgoz, M. Fukawa, J. Bartels, T. Ohashi, K.-i. Takeda, and H. Ito, “Data augmentation for inertial sensor data in cnns for cattle behavior classification,” *IEEE Sensors Letters*, vol. 5, no. 11, pp. 1–4, 2021.
  - [27] J. Gao, X. Song, Q. Wen, P. Wang, L. Sun, and H. Xu, “Robuststat: Robust time series anomaly detection via decomposition and convolutional neural networks,” 2021. [Online]. Available: <https://arxiv.org/abs/2002.09545>
  - [28] R. Girshick, “Fast r-cnn,” in *Proceedings of the IEEE International Conference on Computer Vision (ICCV)*, December 2015.
  - [29] W. Liu, D. Anguelov, D. Erhan, C. Szegedy, S. Reed, C.-Y. Fu, and A. C. Berg, “Ssd: Single shot multibox detector,” in *Computer Vision – ECCV 2016*, B. Leibe, J. Matas, N. Sebe, and M. Welling, Eds. Cham: Springer International Publishing, 2016, pp. 21–37.
  - [30] J. Redmon, S. Divvala, R. Girshick, and A. Farhadi, “You only look once: Unified, real-time object detection,” in *Proceedings of the IEEE Conference on Computer Vision and Pattern Recognition (CVPR)*, June 2016.
  - [31] M. S. Farooq, O. O. Sohail, A. Abid, and S. Rasheed, “A survey on the role of iot in agriculture for the implementation of smart livestock environment,” *IEEE Access*, vol. 10, pp. 9483–9505, 2022.
  - [32] A. A. Chaudhry, R. Mumtaz, S. M. Hassan Zaidi, M. A. Tahir, and S. H. Muzammil School, “Internet of things (iot) and machine learning (ml) enabled livestock monitoring,” in *2020 IEEE 17th International Conference on Smart Communities: Improving Quality of Life Using ICT, IoT and AI (HONET)*, 2020, pp. 151–155.
  - [33] A. N. Manikanta, A. F. Baba, D. S. Vyshnavi, D. K. Paul, and S. S. Sreedhar P, “Cloud iot based surveillance system for tracking and monitoring of domestic animals,” in *2024 International Conference on Integrated Circuits and Communication Systems (ICICACS)*, 2024, pp. 1–5.
  - [34] J. Deng, W. Dong, R. Socher, L.-J. Li, K. Li, and L. Fei-Fei, “Imagenet: A large-scale hierarchical image database,” in *2009 IEEE conference on computer vision and pattern recognition*. Ieee, 2009, pp. 248–255.
  - [35] Z. Lu, J. Lu, Q. Ge, and T. Zhan, “Multi-object detection method based on yolo and resnet hybrid networks,” in *2019 IEEE 4th International Conference on Advanced Robotics and Mechatronics (ICARM)*, 2019, pp. 827–832.
  - [36] K. He, X. Zhang, S. Ren, and J. Sun, “Deep residual learning for image recognition,” in *Proceedings of the IEEE Conference on Computer Vision and Pattern Recognition (CVPR)*, June 2016.
  - [37] M. Everingham, L. Van Gool, C. K. Williams, J. Winn, and A. Zisserman, “The pascal visual object classes (voc) challenge,” *International journal of computer vision*, vol. 88, pp. 303–338, 2010.
  - [38] H. Ito, K. ichi Takeda, K. K. Tokgoz, L. Minati, M. Fukawa, L. Chao, J. Bartels, I. Rachi, and S. A, “Japanese Black Beef Cow Behavior Classification Dataset,” Jan. 2022. [Online]. Available: <https://doi.org/10.5281/zenodo.5849025>