

# Efficient and Stable Multi-Dimensional Kolmogorov-Smirnov Distance

Peter Matthew Jacobs 

University of Utah, USA

Foad Namjoo  

University of Utah, USA

Jeff M. Phillips   

University of Utah, USA

---

## Abstract

We revisit extending the Kolmogorov-Smirnov distance between probability distributions to the multi-dimensional setting, and make new arguments about the proper way to approach this generalization. Our proposed formulation maximizes the difference over orthogonal dominating rectangular ranges ( $d$ -sided rectangles in  $\mathbb{R}^d$ ), and is an integral probability metric. We also prove that the distance between a distribution and a sample from the distribution converges to 0 as the sample size grows, and bound this rate. Moreover we show that one can, up to this same approximation error, compute the distance efficiently in 4 or fewer dimensions; specifically the runtime is near-linear in the size of the sample needed for that error. With this, we derive a  $\delta$ -precision two-sample hypothesis test using this distance. Finally, we show these metric and approximation properties do not hold for other popular variants.

**2012 ACM Subject Classification** Mathematics of computing → Probability and statistics → Distribution functions

**Keywords and phrases** Kolmogorov-Smirnov Distance; Integral Probability Metrics; Range Spaces

**Digital Object Identifier** 10.4230/LIPIcs.CVIT.2016.23

**Funding** *Jeff M. Phillips*: NSF IIS-1816149, CCF-2115677, IIS-2311954, and 2421782, and Simons Foundation MPS-AI-00010515.

**Acknowledgements** Authors are alphabetically ordered. Part of work completed while JMP was visiting SCaDS.AI, University of Leipzig, and MPI for Math in the Sciences. Thanks for Peyman Afshani for discussions about Klee’s measure. Finally, thanks to Dagstuhl seminar 23342 on Computational Geometry of Earth System Analysis, where a conversation with Vera Schemann about distances between multi-dimensional distributions helped us realize this was the right way for generalize the KS distance – and ultimately that these advantages were not known in the literature.

## 1 Introduction

This paper defines an extension of the Kolmogorov-Smirnov distance to multiple dimensions (dKS). It also advocates for its more wide-spread use for moderate dimensions. The dKS is non-parametric, insensitive to sampled data, and we can approximately compute it up to some specified precision in time independent of the size or complexity of the data. We provide asymptotic analysis on its sample complexity.

This distance is particularly useful for multi-dimensional settings where the dimensions of the data have different units. For instance, consider comparing distributions of people measured in height and weight, or distributions of weather stations that measure temperature and pressure. Under say Euclidean distance, depending on the choice of units, changes one dimension may have significantly more effect than the other; and this relative effect depends only on the arbitrary choices of units. Normalization procedures (mapping to 0 mean and 1



© Peter M. Jacobs, Foad Namjoo, and Jeff M. Phillips;  
licensed under Creative Commons License CC-BY 4.0

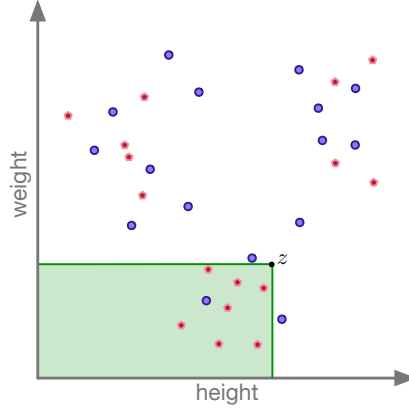
42nd Conference on Very Important Topics (CVIT 2016).

Editors: John Q. Open and Joan R. Access; Article No. 23; pp. 23:1–23:21



Leibniz International Proceedings in Informatics

Schloss Dagstuhl – Leibniz-Zentrum für Informatik, Dagstuhl Publishing, Germany



■ **Figure 1**  $\text{dKS}(P, Q)$  uses maximizing  $z \in \mathbb{R}^2$  between distributions  $P$  (blue  $\circ$ ) and  $Q$  (red  $\star$ ).

standard deviation, or mapping to the range  $[0,1]$ ) are data-dependent, may be sensitive to outliers, and can change as additional data is discovered. In particular, operating on units for temperature is challenging since it does not even have a common notion of 0. Like the univariate Kolmogorov-Smirnov distance, our notion is invariant to these choices of units.

In fact, this new distance can be applied to any  $d$ -dimensional space where each coordinate has a well-defined order. It does not require real-values or a Euclidean embedding. For simplicity we will focus our discussion on the real-valued case.

**The Multi-Dimensional Kolmogorov-Smirnov Distance.** Consider two probability distributions  $\mu$  and  $\nu$  with support on  $\mathbb{R}^d$ . For a point  $x \in \mathbb{R}^d$  let  $x = (x_1, \dots, x_d)$  be its  $d$ -coordinates. Define  $\prec$  as an operation on  $p, q \in \mathbb{R}^d$  which returns true for  $p \prec q$  if  $p_j < q_j$  for all  $j \in 1 \dots d$ . Analogously  $\preceq$  is true for  $p \preceq q$  iff  $p_j \leq q_j$  for all  $j \in 1 \dots d$ .

We can now define the multi-dimensional Kolmogorov-Smirnov Distance between two distributions  $\mu, \nu$  as

$$\text{dKS}(\mu, \nu) = \sup_{z \in \mathbb{R}^d} \left| \int_{x \preceq z} \mu(x) dx - \int_{x \preceq z} \nu(x) dx \right|.$$

Now that we have stated the general measure theoretic form, we can restate for when the measure is defined on point sets  $P, Q \subset \mathbb{R}^d$ . This is the natural restriction from  $\mu$  to where the points  $p \in P$  are Dirac deltas, each with weight  $1/|P|$ ; and similarly where  $Q$  replaces  $\nu$ . Then, as illustrated in Figure 1,

$$\text{dKS}(P, Q) = \max_{z \in \mathbb{R}^d} \left| \frac{|\{p \in P \mid p \preceq z\}|}{|P|} - \frac{|\{q \in Q \mid p \preceq z\}|}{|Q|} \right|.$$

In this  $d = 1$  case, these are both precisely the KS distance. Note that, unlike the  $d = 1$  case, the maximizing point  $z$  does not need to be one of the data points from  $P, Q$ .

**Properties of dKS.** This paper shows the following properties about the proposed dKS.

- It is an *integral probability metric*, which implies it is a pseudometric. Moreover, we show it satisfies the strong identity property, and thus is a full metric.
- It has sample complexity  $n_\varepsilon = O(\frac{1}{\varepsilon^2}(d + \log(1/\delta)))$ , meaning that if one takes that many samples from any input distribution (say a continuous probability distribution), computes dKS on the sample, then with probability at least  $1 - \delta$ , the estimated distance is off by at most  $\varepsilon$ .

- We show that to compute dKS up to error  $\varepsilon$  (the best we can hope for under a sample of size  $n_\varepsilon$ ), then this can be done in time near-linear in  $n_\varepsilon$  in dimensions  $d = 1$  (this is known since the 1950s), but also for  $d = 2, 3, 4$ . The respective runtimes are  $O(n_\varepsilon \log n_\varepsilon)$ ,  $O(n_\varepsilon \log^3 n_\varepsilon)$ , and  $O(n_\varepsilon \log^{21} n_\varepsilon)$  up to smaller order terms. We also show that for  $d > 4$ , that discovering an algorithm with runtime near-linear in  $n_\varepsilon$  would break a widely held conjecture in computer science, so it is unlikely to be possible.
- From these algorithms we derive precise,  $\delta$ -level two-sample hypothesis tests that run in the above near-linear runtimes, times  $O(\log 1/\delta)$ , for dimensions  $d = 2, 3, 4$ .

There exists another popular higher-dimensional extension of the Kolmogorov-Smirnov distance to higher dimensions mdKS, which we review in the next section. We show that this distance is not stable with respect to certain data sets; that is, adding or removing a single data point can significantly change the distance, hence there can be no associated sample complexity result as we state for dKS. Hence, we believe our proposed variant is the right approach towards this multi-dimensional generalization.

## 2 Historical Context and Sample Complexity

The Kolmogorov-Smirnov Test (the KS Test) is a long-studied non-parametric exact goodness of fit test in statistical hypothesis testing. Given a reference distribution  $\nu$  with domain  $\mathbb{R}$  and an empirical observation  $P_n$  representing  $n$  iid observations from an unknown distribution  $\mu$ , the KS Test seeks to determine if we can be convinced that  $\mu$  is distinct from  $\nu$  (reject the null hypothesis that  $P_n \sim \nu$ ). It does so by calculating the so-called KS statistic, which is

$$\text{KS}(\nu, P_n) = \max_{t \in \mathbb{R}} \int_{x=-\infty}^t \nu(x) dx - \int_{x=-\infty}^t P_n(x) dx.$$

That is,  $\text{KS}(\nu, P_n)$  is the maximum deviation in values between the CDFs of the reference  $\nu$  and empirical  $P_n$  distributions. For  $P_n$  representing a probability distribution in the way specified above, and for a fixed  $t$ , the term  $\int_{x=-\infty}^t P_n(x) dx$  is the fraction of observations  $p \in P_n$  with value at most  $t$ .

The test was proposed by Kolmogorov in 1933 [17], and a table for calculating p-values published by Smirnov in 1948 [31]. Dvoretzky, Kiefer, and Wolfowitz in 1956 [8] showed remarkably that if the observations  $P_n$  are indeed from  $\nu$ , then for any  $\alpha > 0$  that

$$\Pr[\text{KS}(\nu, P_n) \geq \alpha] \leq 2 \exp(-2\alpha^2 n),$$

with constant 2 in front of the exponential later resolved by Massart [21].

Due to its simplicity, ease of calculation (algorithmically, and due to Smirnov's tables, and Dvoretzky, Kiefer, and Wilfowitz's strong asymptotic bound), and its ability to work with small  $n$ , this test gained popularity. However, others have recently critiqued the test, making it unfortunately taboo [11, 14] in some circles; these expositions focus mainly on the context of comparing to parametric distributions, since those parameters need to be estimated first, which detracts from the test's power. This paper does not focus on the 1-sample statistical hypothesis testing for this reason; rather we focus on its use as a distance between two distribution  $\mu, \nu$  and derive a two-sample hypothesis test. These critiques also cite the lack of extension to more than one dimension, which this paper also addresses.

### 2.1 Other Multi-Dimensional Extensions

Others have explored high-dimensional extensions [25, 13, 28, 15]. Primarily, Peacock [25] proposed a similar extension to the one we discuss. There are two notable departures. First,

Peacock was concerned with the lack of symmetry between  $\left| \int_{x \preceq z} \mu(x) dx - \int_{x \preceq z} \nu(x) dx \right|$  and  $\left| \int_{z \preceq x} \mu(x) dx - \int_{z \preceq x} \nu(x) dx \right|$ ; note the  $x \preceq z$  vs.  $z \preceq x$  defining the integral. In particular, in our formulation, the choice of  $z$  defines one quadrant (or in  $d$ -dimensions, an orthogonal  $1/2^d$ th) of the domain, and he argues we should consider all  $2^d$  such subsets. These can be retrieved by multiplying each different subset of the coordinates by  $-1$  and then computing as we propose. We argue that iterating through these options is not necessary to make the distance robust or well-formed. Although, in moderate dimensions  $d$ , it can be handled with tolerable overhead if desired.

Second, while the actual computation of this distance was not discussed elaborately in the work by Peacock [25], several heuristics have become default due to available software. As introduced by Fasano and Franceshini [10], focusing on 2 dimensions, and then programmed as a *numerical recipe* by Press and Teukolsky [28], they proposed only evaluating quadrants where  $z = p_i$  for some data point  $p_i \in P$ . Now there are only  $2^d n$  quadrants to consider; for constant  $d$  this is linear in  $n$ . We refer to this as **mdKS**. This has more recently been extended so it is empirically efficient in high-dimensions by Hagen *et.al.* [13], and shown empirically similar to the full set of quadrants Peacock proposed by Lopes *et.al.* [19]. However, we will argue that this restriction to quadrants defined by the  $n$  data points in **mdKS** is not always stable. In particular, in Section 4, we construct settings where this restricted set of queries does not provide a stable distance under the random sample drawn  $P \sim \mu$ . Hence, no sample complexity bounds can be proven.

Note that Xiao [35] proposed to follow the original Peacock formulation in low dimensions, and provided a popular R package for  $d = 2$  and  $d = 3$ . This algorithm takes  $O(n^2)$  for  $d = 2$  and in general  $O(n^d)$  in  $d$  dimensions; it saves a factor  $O(n)$  off a naive approach by incrementally updating the value for adjacent quadrants considered.

An alternative extension to higher dimensions is via a reduction to a series of 1-dimensional KS problems [15]. One can either consider a series of joint distributions or the product of all distributions. These are computationally expensive to handle, and do not directly compare the original distributions against each other. Moreover, it is not clear if changing the order of processing dimensions could affect the result.

Finally, we mention that Sadhanala *et.al.* [30] generalize the Kolmogorov-Smirnov test to  $k$ -order total variation bounds, and provide efficient algorithms for small values of  $k$ . We note this is not a high-dimensional generalization, it focuses on data in 1 dimension and allows for more general (similar to  $k$ -degree polynomials) test sets to measure how they differ. Similar to our work, it also makes the connection that this family of distances satisfies the criteria for an integral probability measure [24].

## 2.2 Connection to Range Spaces

The above discussion proclaimed that the Dvoretzky *et.al.* [8] sample complexity result was remarkable; this was in the context of the following connection to range spaces, which were mostly formalized and studied much later. These will provide a natural way to think about the generalization of KS to higher dimensions, and also justify our one-quadrant formulation.

Consider the  $d = 1$  case, and with a fixed value  $t \in \mathbb{R}$ . We are interested to bound

$$\left| \int_{x=-\infty}^t \mu(x) dx - \frac{1}{|P|} |\{p_i \in P \mid p_i \leq t\}| \right|. \quad (1)$$

For each observation  $p_i \in P$  we can form a binary random variable  $X_i \in \{0, 1\}$  that is 1 iff  $p_i \leq t$ . If we draw  $P \sim \mu$ , the probability that  $X_i = 1$  is exactly  $\int_{x=-\infty}^t \mu(x) dx$ . So

we can apply a Chernoff bound on the average of these random variables, to determine its accuracy as measured by (1), as at most  $\alpha$  with probability  $2\exp(-2\alpha^2 n)$ . This looks like the Dvoretzky *et.al.* [8] bound, yet that bound holds for all values of  $t$  simultaneously.

Leveraging a simple argument borrowed from range spaces, we can get a weaker version of the Dvoretzky *et.al.* [8] bound. We realize that if we choose a set of  $T = 2/\alpha$  values  $\{t_1, \dots, t_T\}$  so that  $t_i$  satisfies  $\int_{x=-\infty}^{t_i} \mu(x)dx = i \cdot \alpha/2$ . Then if we have at most  $\alpha/2$  sampling error on each of these  $t_i$ , any other query  $t$  can be rounded up to one of these points, and incur at most  $\alpha/2$  rounding error in addition to the  $\alpha/2$  Chernoff error for  $t_i$ , and thus a total of  $\alpha$  error. We can extend the Chernoff bound with a union bound over these  $T$  checkpoints (we do not even need to know what they are), and the probability of at most  $\alpha$  error on all of them is at most  $2T \exp(-2(\alpha/2)^2 n)$ . To see that this  $T = 2/\alpha$  term is not very significant, setting the probability of exceeding our bound to  $\delta = 2(2/\alpha) \exp(-\alpha^2 n/2)$  and solving for  $n$  yields  $n = \frac{2}{\alpha^2} \ln(4/\delta\alpha)$  where this extra factor from  $T$  shows up only inside the log term.

However, we can make another observation, that the choices of  $t$  define *ranges*. A *range space* is a pair  $(X, \mathcal{A})$  where  $X$  is a *ground set* and  $\mathcal{A}$ , the *ranges*, is a family of subsets of  $X$ ; commonly they are defined by geometric objects such as disks, rectangles, or halfspaces. In this case, they are one-sided intervals of the form  $(-\infty, t]$ . A celebrated theorem by Vapnik and Chervonenkis [34] (and refined by Li, Long, and Srinivasan [18]) showed that if the range space has bounded VC-dimension  $\nu$ , then one can guarantee that with  $n = O((1/\varepsilon^2)(\nu + \log(1/\delta)))$  iid samples  $P$  from distribution  $\mu$ , for each range  $A \in \mathcal{A}$  that with probability at least  $1 - \delta$  we have

$$\max_{A \in \mathcal{A}} \left| \int_{x \in A} \mu(x)dx - \frac{1}{n} |P \cap A| \right| \leq \varepsilon.$$

We call a set  $P$  satisfying the above condition on  $(\mu, \mathcal{A})$  an  $\varepsilon$ -*sample* (or an  $\varepsilon$ -*approximation* of  $(\mu, \mathcal{A})$ ). The VC-dimension for one-sided intervals is a constant, so this finally asymptotically matches the bounds of Dvoretzky *et.al.* [8].

## 2.3 Dominating Rectangular Ranges

We next consider a family of ranges  $\mathcal{R}_d$  on ground set  $X \subset \mathbb{R}^d$ , with elements  $R_z \in \mathcal{R}_d$  defined by a point  $z = (z_1, \dots, z_d) \in \mathbb{R}^d$ . We call this set  $\mathcal{R}_d$  the *dominating rectangles* in  $\mathbb{R}^d$ . In particular,  $R_z = \{x \in \mathbb{R}^d \mid x \preceq z\}$ . For any point set  $P \subset \mathbb{R}^d$ , the VC-dimension  $(P, \mathcal{R}_d)$  is  $d$ . Thus we can achieve the following bound:

► **Theorem 1.** *For a distribution  $\mu$  on  $\mathbb{R}^d$ , then sampling  $n = O((1/\varepsilon^2)(d + \log(1/\delta)))$  points  $P \sim \mu$  will, with probability at least  $1 - \delta$ , have*

$$dKS(\mu, P) \leq \varepsilon.$$

## 2.4 Rectangular Range Spaces; Algorithms and Bounds

While there are other commonly considered ranges (e.g., defined by halfspaces), it will be useful here to review what is known about ranges defined by rectangles.

Let  $(X, \mathcal{T}_d)$  be the range space defined by axis-aligned *rectangles* in  $\mathbb{R}^d$ . As a generalization of the dominating rectangles  $\mathcal{R}_d$ , these are defined by two points  $z, z' \in \mathbb{R}^d$  so  $R_{z,z'} = \{x \in X \mid z' \prec x \preceq z\}$ . The VC-dimension of this range space is  $2d$ . Since we can set  $z'$  so it is dominated by all points in  $X$ , then the ranges in  $(X, \mathcal{T}_d)$  are a superset of the ranges in

$(X, \mathcal{R}_d)$ . Hence, results which approximate  $(X, \mathcal{T}_d)$ , which is more common in the literature, also apply directly to  $(X, \mathcal{R}_d)$ .

For particular range spaces, there can be more compact  $\varepsilon$ -approximations (as needed for Theorem 1), than those achieved through iid sampling. For  $d > 1$ , these are typically constructed via low-discrepancy colorings. Consider a finite ground set  $X$  of size  $|X| = n$ ; if  $X$  is infinite, we can first start with a sufficiently large random sample. The objective here is to find a coloring  $\chi : X \rightarrow \{-1, +1\}$  so that

$$\text{disc}_\chi(X, \mathcal{R}) = \max_{R \in \mathcal{R}} \sum_{x \in X \cap R} \chi(x)$$

is as small as possible. For any range spaces  $(X, \mathcal{R})$  with constant VC-dimension, then a random coloring achieves  $\text{disc}_\chi(X, \mathcal{R}) = O(\sqrt{n})$ ; but in some cases, significantly better bounds are possible. As outlined in Chazelle's book [5] (c.f. [26] for slight formalization and generalization), one can iteratively apply this low-discrepancy coloring to achieve  $\varepsilon$ -approximation of a range space. At a high-level, one creates a low-discrepancy coloring  $\chi : X \rightarrow \{-1, +1\}$ , then discards all points  $X^- = \{x \in X \mid \chi(x) = -1\}$  with color  $-1$ . Then repeat the process on the remaining (approximately half of the) points, until a desired size is reached. With a few algorithmic tweaks to this process, if one can create a color  $\chi$  in  $O(n^\alpha \log^\beta n)$  time so that  $\text{disc}_\chi(X, \mathcal{R}) = O(\log^\gamma n)$ , then in  $O(ns_\varepsilon^{\alpha-1} \log^\beta s_\varepsilon)$  time, one can create an  $\varepsilon$ -sample of size  $s_\varepsilon = O((1/\varepsilon) \log^\gamma(1/\varepsilon))$  [26].

After a long series of work, Bansal and Garg [2] established a polynomial time  $O(n^\alpha)$  algorithm for unspecified  $\alpha > 1$ , that can find  $\chi$  such that  $\text{disc}(X, \mathcal{T}_d) = O(\log^d n)$ . More recently, Dwivedi *et.al.* [9] showed that (in an online algorithm), one could achieve  $\chi$  such that  $\text{disc}_\chi(X, \mathcal{T}_d) = O(\log^{2d+1} n)$  with high probability, in  $O(n \log^d n)$  time; a similar result is implied by Bansal *et.al.* [3]. Combined with [26], this implies the following result:

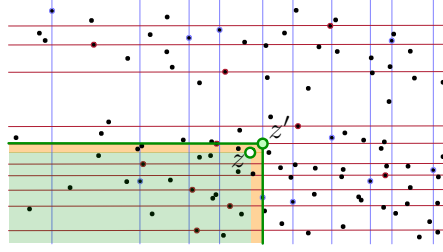
► **Lemma 2.** *For range space  $(X, \mathcal{T}_d)$  with point set  $X \subset \mathbb{R}^d$  of size  $n$ , then in  $O(n \log^d(1/\varepsilon))$  time, one can compute an  $\varepsilon$ -sample with high probability, of size  $O((1/\varepsilon) \log^{2d+1}(1/\varepsilon))$ .*

### 3 Computing the Multi-Dimensional Kolmogorov-Smirnov Distance

For 1-dimensional discrete distributions  $P, Q$  (represented as point sets), computing the KS distance is fairly straight-forward. Sort  $P$  and  $Q$ , and then scan them in order from smallest to largest maintaining the CDFs. Keep track of the largest difference on the points  $x \in P \cup Q$  that one observes.

However, in  $d$ -dimensions, there is not a single sorted order. Yet, we can leverage an extension of an implicit observation from above: that there were at most  $|P \cup Q|$  places we need to check in  $\mathbb{R}$ . In  $d$ -dimensions, this scaling is not linear, but still controlled for constant  $d$ . Indeed, there are at most  $|P \cup Q|^d$  distinct dominating rectangular ranges, since there are  $d$  coordinates in the defining vector  $z$ , and if the  $j$ th coordinate  $z_j$  changes by a small enough amount that the exact same subset of the points in  $P \cup Q$  have their  $j$  coordinate still less than  $z_j$ , then it contains the same subset. We can simply enumerate these at most  $|P \cup Q|^d$  subsets, and evaluate the fraction of  $P$  and of  $Q$  in each to determine  $\text{dKS}(P, Q)$ .

Lets say  $|P \cup Q| = n$ . Naively, since checking how many of each are in a range takes  $O(dn)$  time, this process now requires  $O(d^2 n^{d+1} + dn \log n)$  time. One can reduce this to  $O(dn^d + dn \log n)$  by (like in the  $d = 1$  case) realizing that between two adjacent ranges, we can update their counts in  $O(1)$  time. For instance, fix  $(d-1)$  of the coordinates (repeat this  $O(n^{d-1})$  time for each possible choice), and then scan over the one remaining coordinate in sorted order using the  $d = 1$  algorithm. The only difference from a direct reduction to



■ **Figure 2** Effect of snapping a range defined by  $z$  to one defined by  $z'$ .

the 1-dimensional algorithm, is for each point, we need to verify if it satisfies the constraints from the first  $d - 1$  coordinates we have fixed; this can be done in  $O(d)$  time. For  $d \ll n$ , then the runtime is dominated by still enumerating the  $O(n^d)$  ranges.

### 3.1 Approximate Computation

Note that with  $n$  points in  $P$  (and  $Q$ ), based on a Chernoff bound, we cannot trust the dKS distance below some  $\varepsilon \approx 1/\sqrt{n}$  regardless. So computing the exact value of dKS beyond a resolution of some value  $\varepsilon$ , should not be especially meaningful. This begs the question, if we only need to produce a value  $\bar{v}$  so that  $|\bar{v} - \text{dKS}(P, Q)| \leq \varepsilon$ , then can we compute this significantly faster than  $O(n^d)$ ? The answer, perhaps surprisingly, is *yes*!

We describe an approach laid out in work by Matheny *et.al.* [23, 22], designed for spatial anomaly detection. They first argue [23] we can sample two sets of points, a net  $M$  of size  $|M| = m = O((d/\varepsilon) \log(d/\varepsilon\delta))$  points, and a sample  $S$  of size  $|S| = s = O((1/\varepsilon^2)(d + \log(1/\delta)))$ . Then we use  $M$  to define the boundaries of the ranges we consider, and it is sufficient to evaluate those ranges on the large set  $S$ . Since we want error about  $\varepsilon \approx 1/\sqrt{n}$ , the second set  $S$  will not be a helpful reduction for us; but the net  $M$  will be. In fact, for rectangles, they further argue [22] that we can directly define  $O((d/\varepsilon)^d)$  ranges. We sort points along each axis, and on each axis choose  $k \geq d/\varepsilon$  evenly spaced points in the sorted order. The difference in measure  $\mu$  between any range  $R_z$  and from this stratified set  $\mathcal{R}_M$  is  $d \cdot 1/k = O(d \cdot \varepsilon/d) = O(\varepsilon)$ ; illustrated in Figure 2. This can be seen as losing at most  $(\varepsilon/d)$ -error along each of  $d$  coordinate axes.

However, we no longer want to sweep all points in one of the dimensions, this would lead to an undesired  $O(n \cdot 1/\varepsilon^{d-1})$  term in the runtime, we only want to check these  $O((d/\varepsilon)^d)$  ranges; we call these *the grid*. So we first accumulate each of  $n$  points into its grid cell in  $O(d)$  time, using their place in the pre-computed  $d$  sorted orders along each axis. Then for each cell we can compute the total weight of  $P$  and  $Q$  dominated by that cell using dynamic programming in  $O(1/\varepsilon^d)$  time, and find the max difference in the same time. Ultimately this leads to an algorithm with time  $O(dn \log n + (d/\varepsilon)^d)$ .

► **Lemma 3.** *Consider two point sets  $P, Q \subset \mathbb{R}^d$  with  $|P \cup Q| = n$ , and an error parameter  $\varepsilon > 0$ . We can compute  $\hat{v}$  so that  $|\hat{v} - \text{dKS}(P, Q)| \leq \varepsilon$  in  $O(dn \log n + (d/\varepsilon)^d)$  time.*

Now most interestingly, for  $d = 2$  where  $\varepsilon \approx 1/\sqrt{n}$  is the sample complexity bound, this has a  $O(n \log n)$  runtime, which is the same as for  $d = 1$ . We can formalize the results, as follows, for the two-stage approach where we (1) uniformly sample  $n$  points from each distribution, and then (2) use Lemma 3 to find the approximately maximum dominating set.

► **Theorem 4.** *Consider two distributions  $\mu, \nu$  with support on  $\mathbb{R}^d$  for constant  $d$ , and where it takes  $O(1)$  time to draw a random sample. Set two parameters  $\varepsilon, \delta > 0$ . With*



probability at least  $1 - \delta$ , we can compute a value  $\hat{v}$  so that  $|\hat{v} - \text{dKS}(\mu, \nu)| \leq \varepsilon$  in  $O((1/\varepsilon^2 + \log(1/\delta)) \log(1/\varepsilon + \log(1/\delta)) + (1/\varepsilon^d))$  time.

When restricting to  $d = 2$ , one can save a  $\log \log(1/\delta)$  by only creating a sample large enough for constant probability of success (say  $1/2$ ), then repeating the above procedure  $2 \log(1/\delta)$  times, and returning the median of all results. Ultimately,  $\text{dKS}$  in  $d = 2$  has the same runtime complexity as in the traditional  $d = 1$  case.

► **Corollary 5.** *Consider two distributions  $\mu, \nu$  with support on  $\mathbb{R}^2$ , and two parameters  $\varepsilon, \delta > 0$ . With probability at least  $1 - \delta$ , we can compute a value  $\hat{v}$  so that  $|\hat{v} - \text{dKS}(\mu, \nu)| \leq \varepsilon$  in  $O((1/\varepsilon^2) \log(1/\varepsilon) \log(1/\delta))$  time.*

### 3.2 Near-Linear Time in 3 and 4 Dimensions

Invoking Theorem 4 with  $d = 3$  requires  $\Theta(1/\varepsilon^3)$  time which is larger than the sample complexity of  $n = O((1/\varepsilon^2) \log(1/\delta))$ . Can we reduce the runtime to  $\varepsilon$ -approximate  $\text{dKS}(\mu, \nu)$  back to be near-linear in the sample complexity? Through a more complicated approach, we show here that we indeed can, even for  $d = 4$ .

First we sample  $X \sim \mu$  and  $Y \sim \nu$ , each of size  $n = O((1/\varepsilon^2) \log(1/\delta))$ . Then we invoke Lemma 2 to create a set  $P$  and  $Q$  (from  $X$  and  $Y$ , respectively) of size  $s = O((1/\varepsilon) \log^7(1/\varepsilon))$  so that for all  $R \in \mathcal{T}_d$  that  $\left| \frac{|X \cap R|}{|X|} - \frac{|P \cap R|}{|P|} \right| \leq \varepsilon$ ; and similar for  $Y, Q$ . This takes  $O((1/\varepsilon^2) \log^3(1/\varepsilon))$  time. For  $d = 4$  this has the same guarantees using  $s_4 = O((1/\varepsilon) \log^9(1/\varepsilon))$  and in time  $O((1/\varepsilon^2) \log^4(1/\varepsilon))$ . We now operate just on  $P, Q$  and approximate their distance within  $\varepsilon$  error. This results in a total of  $3\varepsilon$  error, but this can be adjusted by setting  $\varepsilon' = \varepsilon/3$  and achieving overall error  $\varepsilon'$  at each step with the same asymptotics as the  $\varepsilon$  error we analyze.

Next we convert this problem into another computational geometry problem about a set of  $t$  rectangles in  $\mathbb{R}^d$ , among which we want to find a point  $p \in \mathbb{R}^d$  of maximum depth: the point  $p$  that is contained in the most rectangles. This problem has a long history, and is deeply related to the so-called Klee's measure problem (c.f. [4]). Notably, it can be solved in roughly  $t^{d/2}$  time, which will provide asymptotically-near-optimal approximate algorithms for  $d = 3, 4$ . The specific result we need involves  $t$  rectangles in  $\mathbb{R}^d$ , each with a weight, and the goal is to find a point  $z \in \mathbb{R}^d$  which maximizes the sum of the weights of rectangles which contains it. Chan [4] states the results with a parameter  $b \geq 1$ , and shows this can be solved in  $O(t^{d/2} b^{5-d/2} \log b + b^{O(b)})$  time. Setting  $b = O(\log t / \log \log t)$  yields the following result.

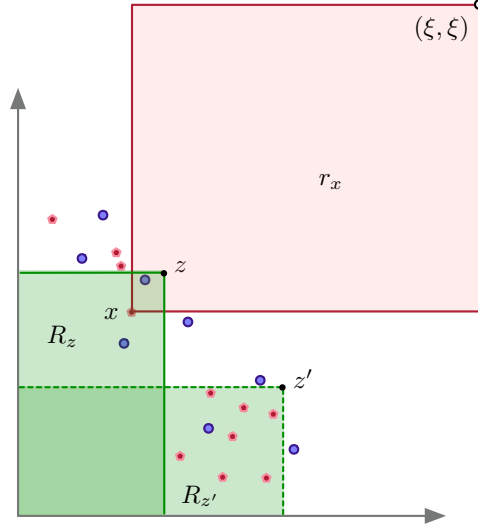
► **Lemma 6** (Chan [4]). *Given a set of  $t$  rectangles in  $\mathbb{R}^d$  with weights, in  $O(t^{d/2} \log^{5-d/2} t \cdot (\log \log t)^{O(1)})$  we can find a point  $z$  which maximizes the sum of those weights, and also return that maximal weight.*

For  $d = 3$  the runtime is  $O(t^{1.5} \log^{3.5} t (\log \log t)^{O(1)})$ , and for  $d = 4$  the runtime is  $O(t^2 \log^3 t (\log \log t)^{O(1)})$ .

The reduction is now fairly straightforward. Let  $\xi = 2 \max_{j \in [1, d]} \max_{x \in P \cup Q} x[j]$ , where  $x[j]$  is the  $j$ th coordinate of  $x$ . We map each  $x \in P \cup Q$  to a rectangle  $r_x = \{z \in \mathbb{R}^d \mid x[j] \leq z[j] \leq \xi \text{ s.t. } j \in [1, d]\}$ . Now  $R_z$  includes  $x$  (in the primal) if and only if  $r_x$  contains  $z$  (in the dual); illustrated for  $d = 2$  in Figure 3. For each  $x \in P$  we set the weight to  $+1/|P|$ , and for  $x \in Q$  to  $-1/|Q|$ ; then for a point  $z \in \mathbb{R}^d$ , the total weight of the rectangles it contains is the difference in the fraction of points  $R_z$  contains from  $P$  versus  $Q$ . That is, with  $P, Q$  found via Lemma 2, then the maximum value among all  $z$  is an  $\varepsilon$ -approximation of  $\text{dKS}(\mu, \nu)$ .

Finally, to understand the runtime of approximating  $\text{dKS}$  within  $\varepsilon$ , we can invoke Lemma 6 with  $t = |P \cup Q| = O((1/\varepsilon) \log^{2d+1}(1/\varepsilon))$ . Recall we set the initial sample to size  $O(d/\varepsilon^2)$ ,





■ **Figure 3** Mapping to Klee's problem in  $d = 2$ :  $x \in R_z$  (green) iff  $z \in r_x$  (red rectangle)

so it succeeds with constant probability in achieving our  $\varepsilon$ -approximation property. We repeat the entire endeavor  $2 \log 1/\delta$  times, and return the median answer; which has error at most  $\varepsilon$  with probability at least  $1 - \delta$ .

► **Theorem 7.** *Consider two distributions  $\mu, \nu$  with support on  $\mathbb{R}^d$  (for constant  $d$ ), and two parameters  $\varepsilon, \delta \in (0, 1]$ . With probability at least  $1 - \delta$ , we can compute a value  $\hat{v}$  so that  $|\hat{v} - dKS(\mu, \nu)| \leq \varepsilon$  in  $O(((1/\varepsilon^2) \log^d(1/\varepsilon) + (1/\varepsilon)^{d/2} \log^{d^2+5}(1/\varepsilon)(\log \log(1/\varepsilon))^{O(1)}) \log(1/\delta))$  time.*

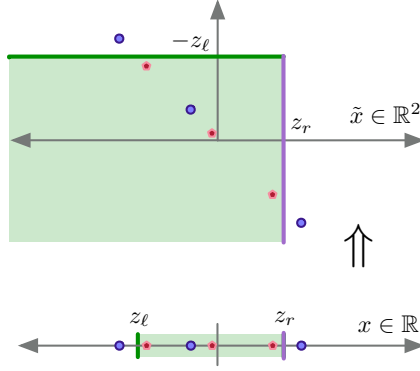
The runtime comes from  $O((1/\varepsilon^2) \log^d(1/\varepsilon))$  to invoke Lemma 2. And then another  $O(t^{d/2} \log^{5-d/2} t (\log \log t)^{O(1)}) = O((1/\varepsilon)^{d/2} \log^{(2d+1)d/2}(1/\varepsilon) \log^{5-d/2}(1/\varepsilon) (\log \log(1/\varepsilon))^{O(1)})$  to invoke Lemma 6. We can state the following corollaries for  $d = 3$  and  $d = 4$ , which achieve runtime near-linear in the sample complexity  $O((1/\varepsilon^2) \log(1/\delta))$ .

► **Corollary 8.** *Consider two distributions  $\mu, \nu$  with support on  $\mathbb{R}^3$ , and two parameters  $\varepsilon, \delta \in (0, 1]$ . With probability at least  $1 - \delta$ , we can compute a value  $\hat{v}$  so that  $|\hat{v} - dKS(\mu, \nu)| \leq \varepsilon$  in  $O((1/\varepsilon^2) \log^3(1/\varepsilon) \log(1/\delta))$  time.*

► **Corollary 9.** *Consider two distributions  $\mu, \nu$  with support on  $\mathbb{R}^4$ , and two parameters  $\varepsilon, \delta \in (0, 1]$ . With probability at least  $1 - \delta$ , we can compute a value  $\hat{v}$  so that  $|\hat{v} - dKS(\mu, \nu)| \leq \varepsilon$  in  $O((1/\varepsilon^2) \log^{21}(1/\varepsilon) \log^{O(1)} \log(1/\varepsilon) \log(1/\delta))$  time.*

### 3.3 Hardness of Improving Runtime

There is evidence that this runtime cannot be significantly improved by reduction to a well-studied problem. Specifically MAX-WEIGHT  $k$ -CLIQUE is a problem on  $k$ -partite graphs with  $k$  disjoint vertex sets of size  $n$  where edges must have endpoints in disjoint sets. The edges are assigned weights, and the goal is to find one vertex in each set (a  $k$ -clique) so summing over the induced edges has maximum weight. Despite much effort, there are not algorithms for this problem which improve polynomially on a  $O(n^k)$  runtime. The fine-grained complexity project has built small-polynomial-time reductions between numerous problems, so a polynomial improvement in one would imply a polynomial improvement for many others.



■ **Figure 4** Lifting from intervals (1-d rectangles)  $\mathcal{T}$  in  $\mathbb{R}$  to dominating rectangles  $\mathcal{R}$  in  $\mathbb{R}^2$ .

Backurs *et.al.* [1] show that if one can achieve a  $O(n^{d-\alpha})$  runtime for any  $\alpha > 0$  for finding the rectangle  $R \in \mathcal{T}_d$  which maximizes the difference between two size- $n$  point sets  $P, Q \subset \mathbb{R}^d$ , then one can solve the MAX-WEIGHT  $k$ -CLIQUE problem in  $O(n^{k-\alpha})$  time for  $k = \lceil d^2/\alpha \rceil$  – which is assumed hard. Matheny and Phillips [22] observe that if one can solve the  $\varepsilon$ -approximate version in  $O(n + 1/\varepsilon^{d-\alpha})$  time (for any  $\alpha > 0$ ) than by setting  $\varepsilon$  sufficiently small (they set  $\varepsilon = 1/(4n)$ ), one can also solve the exact version. So this implies conditional hardness for the challenge of finding the maximum difference rectangle from  $\mathcal{T}_d$  in faster than  $O(n + 1/\varepsilon^d)$  considering any  $\varepsilon > 0$ .

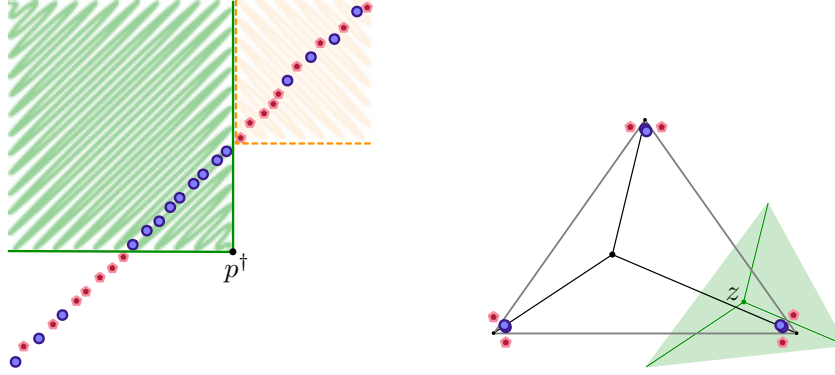
To apply this to the dKS problem, we need to address two issues. First, we can only set  $\varepsilon \approx 1/\sqrt{n}$ , and second converting from  $\mathcal{T}_d$  (with  $2d$  sides in  $\mathbb{R}^d$ ) to  $\mathcal{R}_d$  (with  $d$  sides in  $\mathbb{R}^d$ ).

To address the second issue, we can map the full rectangle  $\mathcal{T}_d$  problem in  $\mathbb{R}^d$  into a dominating rectangle  $\mathcal{R}_d$  problem in  $\mathbb{R}^{2d}$ . For each point  $x = (x_1, x_2, \dots, x_d) \in \mathbb{R}^d$  map to a point  $\tilde{x} \in \mathbb{R}^{2d}$  where  $\tilde{x}_i = x_i$  for  $i \in 1 \dots d$  and  $\tilde{x}_i = -x_{i-d}$  for  $i \in d+1 \dots 2d$ . Then  $x \in R_{z,z'}$  iff  $\tilde{x} \in R_{\tilde{z}}$  where  $\tilde{z} \in \mathbb{R}^{2d}$  is the concatenation of  $z$  and  $-z'$ . One can see this in  $d = 1$  (in Figure 4), where the mapped points  $\tilde{x}$  in  $\mathbb{R}^2$  all lie on the  $x_1 = -x_2$  line through the origin, and 2-sided dominating rectangles  $R_{(z_r, -z_\ell)}$  in  $\mathbb{R}^2$  can only form the same subsets as intervals  $[z_\ell, z_r]$  in  $d = 1$ . Repeating this argument for each of the original  $d$  coordinates can complete the reduction. So following Backurs *et.al.* [1], if we can solve the exact dKS( $P, Q$ ) on point sets  $P, Q \in \mathbb{R}^d$  each of size  $n$  in time  $O(n^{d/2-\alpha})$ , then we can solve the MAX-WEIGHT- $k$ -CLIQUE problem in  $O(n^{k-\alpha})$  for  $k = \lceil d^2/(4\alpha) \rceil$ .

To address the first issue, we can consider any exact problem on  $m$  points  $P, Q$  in  $\mathbb{R}^d$  where we wish to find the rectangle  $R \in \mathcal{T}_d$  that maximizes the difference between  $P$  and  $Q$ . We convert this into a problem on  $n = cm^2$  points, for some constant  $c$ , where we seek to solve with  $\varepsilon = 1/(4\sqrt{cn}) = 1/4m$  error. The conversion simply replaces each of the  $m$  points in the original problem with  $cm$  copies of the same point to form the size- $n$  problem, so any range  $R \in \mathcal{T}_d$  that contains one such point must contain all of them in the set of  $cm$  copies. Now to achieve  $\varepsilon$ -error on the size- $n$  problem, we must solve the size- $m$  problem exactly. This overall construction leads to the following theorem.

► **Theorem 10.** *For two point sets  $P, Q \in \mathbb{R}^d$  of size  $n$  if we can find a  $\hat{v}$  so that  $|\hat{v} - \text{dKS}(P, Q)| \leq \varepsilon$  for  $\varepsilon = O(1/\sqrt{n})$  in time  $O(n^{d/4-\alpha})$  for  $\alpha > 0$ , then we can solve MAX-WEIGHT- $k$ -CLIQUE on  $m = \Omega(\sqrt{n})$  points in  $O(m^{k-\alpha})$  time for  $k = \lceil d^2/(16\alpha) \rceil$ .*

Hence, if the goal is to solve for an  $\varepsilon$ -approximation  $\hat{v}$  to the dKS( $P, Q$ ) problem in  $O(n \text{ polylog}(n))$  time in  $\mathbb{R}^d$  for  $\varepsilon = O(1/\sqrt{n})$ , it is unlikely it can be accomplished in time



■ **Figure 5** Hard example in  $d = 2$  (left) and  $= 3$  (right) between distributions of blue  $\circ$  and red  $\star$ .

near-linear in  $n$  when  $d > 4$ , unless there is a major breakthrough in the MAX-WEIGHT- $k$ -CLIQUE problem. In particular, conditioned on this assumption, up to sublinear factors, we have established that it takes  $\tilde{\Theta}(1/\varepsilon^2 + 1/\varepsilon^{d/4})$  time to  $\varepsilon$ -approximate dKS in  $\mathbb{R}^d$ .

#### 4 Instability of Alternative Multi-Dimensional Kolmogorov-Smirnov Distance Formulations

Here we discuss how common heuristic extensions of the KS distance to higher dimensions [25, 10, 28, 13, 19, 35] – in particular mdKS, which only considers subsets where the range corner must be a data point – results in an estimate unstable with respect to the sampled data. Consider two point sets  $P, Q \subset \mathbb{R}^2$  which lie very close to the line  $x = y$ , it can have some noise off of that line, but it is rare that the second or fourth quadrant defined with a data point (from  $P \cup Q$ ) in the corner contains more than 1 point (or say a constant number of points). Thus the points effectively lie on a 1-dimensional subspace, and only the first and third quadrants matter. Then in the middle of this sequence, consider a range that contains an  $\alpha$ -fraction of both  $P$  and of  $Q$  (think of  $\alpha = 1/2$ ). However this interval is structured so we first see an  $\alpha/2$ -fraction of points from  $Q$ , then an  $\alpha$ -fraction from  $P$ , and then an  $\alpha/2$ -fraction from  $Q$  again; see Figure 5(left). For any other interval, the distributions are basically balanced. The largest quadrant-defined subset among these points has a KS distance of at most  $\alpha/2$ : containing just one  $\alpha/2$ -fraction section of  $Q$  (e.g., the orange range in Figure 5(left)) or that and the  $\alpha$ -fraction section of  $P$ . However, this is unstable to the sampling of points: consider a single additional point  $p^\dagger$  which is off of this  $x = y$  line so that its second quadrant contains exactly the  $\alpha$ -fraction section of  $P$  (e.g., the green range in Figure 5(left)). Now the KS distance is  $\alpha$ , a factor of 2 increase from before.

But should it matter if  $p^\dagger$  is in the point set or not? Consider a distribution where the probability of sampling a point at  $p^\dagger$  is  $1/2n$ . Then if we sample  $n$  points, with probability roughly  $1/2$  the point at  $p^\dagger$  is included (and  $\text{KS}(P, Q) \approx \alpha$ ) and probability roughly  $1/2$  no such point  $p^\dagger$  is included (and  $\text{KS}(P, Q) \approx \alpha/2$ ).

If we only consider a single quadrant direction, the contrast is even higher. By symmetry consider the second quadrant, and then either no quadrant contains more than a constant number of points (so  $\text{KS}(P, Q) \approx 1/n$ ) or if  $p^\dagger$  exists the offending  $\alpha$ -fraction is in a range (so  $\text{KS}(P, Q) = \alpha$ ).

In higher-dimensions, even with evaluating all quadrants, this gap between including  $p^\dagger$  or not becomes more extreme. Now consider the base distribution containing points very near

to the  $(d-1)$ -dimensional subspace where  $\sum_{j=1}^d x_j = 1$ ; if we and further restrict so each  $x_j \in [0, 1]$ , this is sometimes called the  $(d-1)$ -simplex. With base point  $p^\dagger = 0$  (the origin), then its positive orthant contains exactly this  $(d-1)$ -simplex (so each  $x_j \in [0, 1]$ ) and nothing else. Now we arrange our  $\alpha$ -fraction of  $P$  so that it lies in this simplex, and specifically a  $\alpha/d$ -fraction near each vertex. For the mass near vertex  $e_j = (0, 0, \dots, 0, 1, 0, \dots, 0)$  where the 1 is in the  $j$ th spot, the corresponding mass of  $P$ , for some small value  $\eta$ , lies at  $(\frac{\eta}{d-1}, \frac{\eta}{d-1}, \dots, \frac{\eta}{d-1}, 1 - \eta, \frac{\eta}{d-1}, \dots, \frac{\eta}{d-1})$ . A corresponding  $\alpha$ -fraction of  $Q$  is placed also near each vertex, but just outside the simplex. For each corner, the mass of  $Q$  is not placed in just one location, but is split among  $d-1$  different directions each offset from the corner of the simplex along a different coordinate, and each containing a  $\alpha/(d(d-1))$  fraction of the mass. For vertex  $e_j$ , the  $\ell$ th offset part of  $Q$  is at  $(0, \dots, 0, -\eta, 0, \dots, 1 + \eta, 0, \dots, 0)$ , where  $1 + \eta$  is in the  $j$  coordinate, and the  $-\eta$  is in the  $\ell$ th coordinate, and  $j \neq \ell$ . This is illustrated in Figure 5(right) for  $d = 3$ . Now any axis-aligned query with corner in the restricted plane, that contains the  $(d-1)$ -simplex and all data described so far, must contain at least  $(d-2)$  of the  $(d-1)$  corresponding offsets of  $Q$ . However, centering at  $p^\dagger$  (= the origin) can contain all of the  $\alpha$ -fraction of  $P$ , and none of the  $\alpha$ -fraction of  $Q$ . The remainder  $(1 - \alpha)$  mass of  $P$  and  $Q$  can be paired with each other. Overall, this implies that the difference in what can be captured from a query with  $p^\dagger$  and one restricted to the  $\sum_j x_j = 1$  set is  $\alpha(d-1)/d$  and approaches  $\alpha$  as  $d \rightarrow \infty$ .

## 5 dKS as an Integral Probability Measure

In this section we make an argument that the proposed dKS formulation using only one-quadrant ranges ( $\mathcal{R}_d$ , not all  $2^d$  options) is perfectly reasonable. As an implication, due to its efficiency and invariance to units along its axes, should be a preferred choice in many context. To make this “reasonableness” claim we show that dKS is from a well-studied distance family (where as other variants are not).

An *integral probability metric* [24] (or IPM) is a family of distances between two distributions  $\mu, \nu$  defined on a metric space  $\mathcal{X}$ . It is specified then by a family of real-valued functions  $\mathcal{F}$  on  $\mathcal{X}$ . Then the distance  $\mathbf{d}_{\mathcal{F}}(\mu, \nu)$  is defined

$$\mathbf{d}_{\mathcal{F}}(\mu, \nu) = \sup_{f \in \mathcal{F}} |\mathbb{E}_{x \sim \mu} f(x) - \mathbb{E}_{x \sim \nu} f(x)|,$$

where  $\mathbb{E}_{x \sim \mu} f(x)$  is the expectation of the value  $f(x)$  where  $x$  is drawn from  $\mu$ .

Müller showed that all IPMs are pseudometrics [24], and may be metrics depending on the choice of family  $\mathcal{F}$ . This means that  $\mathbf{d}_{\mathcal{F}}$  satisfies (a) symmetry  $\mathbf{d}_{\mathcal{F}}(\mu, \nu) = \mathbf{d}_{\mathcal{F}}(\nu, \mu)$ , (b) triangle inequality  $\mathbf{d}_{\mathcal{F}}(\mu, \xi) + \mathbf{d}_{\mathcal{F}}(\xi, \nu) \geq \mathbf{d}_{\mathcal{F}}(\mu, \nu)$ , and (c) the weak version of identity that if  $\mu = \nu$  then  $\mathbf{d}_{\mathcal{F}}(\mu, \nu) = 0$ . IPMs can be metrics and satisfy the strong form of identity that also  $\mathbf{d}_{\mathcal{F}}(\mu, \nu) = 0$  implies that  $\mu = \nu$ . This holds for other IPMs such as total variation where  $\mathcal{F}$  is the space of indicator functions on the Borel sets. The kernel distance  $\mathbf{d}_{\mathcal{K}}$  [27] (also known as maximum mean discrepancy [12]) is defined with  $\mathcal{F} = \mathcal{K} = \{\int_{q \in \mathbb{R}^d} K(\cdot, q) d\mu(q)\}$  over metric space  $\mathcal{X} = \mathbb{R}^d$ . When the family of kernels is “characteristic” [32], which includes the Gaussian and Laplace kernels, then  $\mathbf{d}_{\mathcal{K}}$  is also a metric. These functions could also more generally allow for a variety of other families of classifiers used in machine learning [20, 16].

An important class of IPMs is when we define  $\mathcal{F}$  as an indicator function induced by a combinatorial range space  $(\mathbb{R}^d, \mathcal{R})$ . Then  $f(\cdot) = \mathbb{1}_R(\cdot)$  for range  $R \in \mathcal{R}$  and  $\mathbb{1}_S$  is the indicator function which is 1 iff the argument is in the set  $S$ , and 0 otherwise. In this case for metric space  $\mathcal{X} = \mathbb{R}$ , then the original KS distance is defined with  $\mathbf{dKS} = \mathbf{d}_{\mathcal{R}_1}$ , where  $I_z \in \mathcal{R}_1$

is a one-sided interval  $(-\infty, z]$ . Then it is known that  $\mathbf{d}_{\mathcal{R}_1} = \mathbf{dKS}$  is a metric. However, applying ranges  $\mathcal{R}_1$  to only the first coordinate of  $\mathbb{R}^d$  for  $d > 1$  does not lead to a metric.

We show that for  $d \geq 1$ ,  $\mathbf{dKS}$  is indeed a metric over a probability measures defined on  $\mathcal{B}(\mathbb{R}^d)$ , the Borel sets on  $\mathbb{R}^d$ ; formally stated below in Theorem 11. Proving this for distributions  $\mu, \nu$  as discrete sets  $P, Q$  (with uniform weight) has a relatively short and simple proof, by showing if  $\mathbf{dKS}(P, Q) = 0$  then  $P = Q$ . This holds by contrapositive: if  $P \neq Q$ , then let  $z$  be a lexicographically minimal point where they are different; then  $|P \cap R_z| \neq |Q \cap R_z|$  and so  $\mathbf{dKS}(P, Q) \neq 0$ . The proof for probability measures  $\mu, \nu$  defined on Borel sets is more technical, and deferred to Appendix A.

► **Theorem 11.** *On the collection of probability measures defined on  $(\mathbb{R}^d, \mathcal{B}(\mathbb{R}^d))$ ,  $\mathbf{d}_{\mathcal{R}_d} = \mathbf{dKS}$  is a metric.*

Note that the heuristic mdKS approaches which only consider quadrants anchored by sample points do not define  $\mathcal{F}$  independent of the discrete measures being considered, and hence do not automatically inherit the pseudometric properties like the triangle inequality.

## 6 Application to Two-Sample Hypothesis Testing

In the two sample hypothesis testing problem, the practitioner has collected  $Y_1, Y_2, \dots, Y_m \stackrel{iid}{\sim} \mu$  and  $X_1, X_2, \dots, X_n \stackrel{iid}{\sim} \nu$  and the goal is to determine from these samples whether  $\mu = \nu$ . In classical terminology the *null hypothesis*  $H_0$  is that  $\mu = \nu$  and the *alternative hypothesis* is that  $\mu \neq \nu$ . In the current work,  $\mu$  and  $\nu$  are supported on  $\mathbb{R}^d$  for some  $d \in \{1, 2, 3, 4\}$  and we assume for simplicity that the size of the samples are the same (i.e.,  $m = n$ ). Letting  $D_n$  be any function of the two samples containing discriminatory power, for any  $0 < \delta < 1$  a level  $\delta$  test is constructed by determining a threshold  $\varepsilon(n, \delta)$  such that

$$\mathbb{P}_{H_0} \left( D_n(Y_1, Y_2, \dots, Y_n, X_1, X_2, \dots, X_n) \geq \varepsilon(n, \delta) \right) \leq \delta.$$

A test that then rejects  $H_0$  when  $D_n$  exceeds  $\varepsilon(n, \delta)$  is called a *level  $\delta$  hypothesis test* and  $D_n$  is the *test statistic*. An important consideration when designing a test is the worstcase runtime to conduct a level  $0 < \delta < 1$  test with  $n$  samples, a function of  $n$  and  $\delta$ , depending on the runtimes to compute the test statistic and the threshold  $\varepsilon(n, \delta)$ .

### 6.1 Using dKS for Two-Sample Testing

Aided by Theorem 1, Corollaries 5, 8, and 9 hold with  $n = \Omega(\frac{1}{\varepsilon^2} \log(1/\delta))$ , respectively for  $d \in \{2, 3, 4\}$ ; which implies there is some constant  $C_d$  such that this holds for  $n \geq C_d \frac{1}{\varepsilon^2} \log(1/\delta)$ . Using this and that  $\mathbf{dKS}$  is a metric, we have that for any  $n$ ,  $0 < \delta < 1$ , the approximate  $\mathbf{dKS}$  distance  $\hat{v}$  (from Corollaries 5, 8, and 9 respectively), can be used as a test statistic with decision threshold

$$\varepsilon(n, \delta) := \sqrt{\frac{C_d \log(1/\delta)}{n}}.$$

Plugging  $\varepsilon \equiv \varepsilon(n, \delta)$  yields a level  $0 < \delta < 1$  test using  $\hat{v}$  with runtime  $O(n \log n \log(1/\delta))$  when  $d = 2$ ,  $O(n \log^3 n \log(1/\delta))$  when  $d = 3$  and  $O(n \log^{21} n \log^{O(1)} \log n \log(1/\delta))$  when  $d = 4$ . Note that the dependence on  $\delta$  is written in the simple form here by using above linked bounds with a constant probability of failure, repeating  $O(\log(1/\delta))$  times, and returning the median result. A comparison of the runtime of two-sample hypothesis testing procedures using a version of multidimensional KS (mdKS) as a function of  $(n, \delta)$  are provided in Table

Citation	Test Statistic	Stabile	Precise Test	$(n, \delta)$ Test Runtime
[25, 35]	Peacock	Yes	No	$O(n^d)$
[10, 19]	mdKS	No	No	$O(n \log n)$
this paper	dKS	Yes	Yes	$O(n \log n \log(1/\delta))$ $d = 2$
this paper	dKS	Yes	Yes	$O(n \log^3 n \log(1/\delta))$ $d = 3$
this paper	dKS	Yes	Yes	$O(n \log^{21+\zeta} n \log(1/\delta))$ $d = 4$

**Table 1** Comparison of Kolmogorov-Smirnov two-sample testing procedures by test statistic and runtime for a constant dimension  $d > 1$ . The last bound holds for any  $\zeta > 0$  to hide  $\text{poly}(\log \log n)$  terms.

1. Our approach is the first to provide a stable version (see Section 4) of multidimensional KS with near-linear runtime in dimensions  $d = 2, 3, 4$ .

## 6.2 Precision in Testing

In order to apply a two-sample hypothesis test at a  $\delta$  level or precision, one needs to calculate a value  $\varepsilon(n, \delta)$  for the decision threshold. In the one-dimensional KS, famously Smirnov [31] provided tables, and Dvoretzky, Kiefer, and Wolfowitz [8] provided general bounds.

However, in prior work in the multi-dimensional case, these values have been only estimated. Specifically, Peacock [25] makes an educated guess for the asymptotic distribution of the test statistic after Monte Carlo simulations. For mdKS, Fasano *et.al.* [10] tabulate critical value tables (as a function  $n, \delta$ ) via Monte Carlo simulation for their test statistic. Press [28] follows [10] with an educated guess for the distribution of the test statistic for mdKS.

To allow for precise testing with dKS, we need to provide an upper bound for the constant  $C_d$ . This involves two aspects, the sample complexity bounds with respect to the range space  $(\mathbb{R}^d, \mathcal{R}_d)$ , and then approximation from only searching regions in a sparse grid over the sample. Section 5 explained how to achieve  $\varepsilon/2$  error on  $T$  ranges, applying a Chernoff and Union bound, that  $n \geq \frac{2}{\varepsilon^2} \ln(\frac{1}{\delta T})$  samples are sufficient with precision level  $\delta$ . The sparse grid we consider in Section 3 induces  $d \cdot (d/\varepsilon')^d = T$  such ranges, so any range  $R_z \in \mathcal{R}_d$  is within  $\varepsilon'$  of some induced range. Setting  $\varepsilon' = \varepsilon/2$  we get  $T = d^{d+1} 2^d / \varepsilon^d$  and  $n \geq \frac{2}{\varepsilon^2} \ln(\frac{1}{\delta} \frac{d^{d+1} 2^d}{\varepsilon^d})$  is sufficient. Setting  $\varepsilon = \sqrt{C_d \ln(1/\delta) n}$  and solving for  $C_d = 2 \ln(d^{d+1} 2^d / \varepsilon^d) = 2d \ln(d 2^{1/d} / \varepsilon) \leq 2d \ln(4d/\varepsilon)$  does not provide an absolute constant. However, we suspect this bound on  $C_d$  provides a useful bound for any non-microscopic values of  $\varepsilon$ .

To use  $C_d = \alpha_d \ln(\beta_d / \varepsilon)$  with some constants  $\alpha_d$  and  $\beta_d$ , to derive a decision threshold, we need to solve for  $\varepsilon$  in  $n \geq (1/\varepsilon^2) \alpha_d \ln(\beta_d / \varepsilon) \log(1/\delta)$ . Now as long as  $n$  is sufficiently large so  $\ln(\beta_d^2 n / \alpha_d) \log(1/\delta) < \sqrt{n/\alpha_d}$ , then

$$\begin{aligned}
\varepsilon(n, \delta) &\geq \sqrt{\frac{\alpha_d \ln(\beta_d / \varepsilon)}{n} \log(1/\delta)} \\
&\geq \sqrt{\frac{\alpha_d \ln\left(\frac{\beta_d \sqrt{n} \ln(\beta_d / \varepsilon)}{\sqrt{\alpha_d}} \log(1/\delta)\right)}{n} \log(1/\delta)} \\
&\geq \sqrt{\frac{\alpha_d \ln(\beta_d n / \alpha_d)}{n} \log(1/\delta)}.
\end{aligned}$$

For  $d = 2$ , the induced grid error is already accounted for in the above analysis, so

we can state  $C_2 \leq 4 \ln(8/\varepsilon)$  and  $\varepsilon(n, \delta) := \sqrt{\frac{4 \ln(2n)}{n} \log(1/\delta)}$ . For  $d = 3, 4$  we could apply the above bounds, but result in a roughly  $1/\varepsilon^3$  or  $1/\varepsilon^4$  time algorithm, which we asymptotically improve upon. These asymptotic runtime improvements result in another additive error  $\varepsilon$ . Thus, we instead need to set  $\varepsilon' = \varepsilon/3$ ; this induces  $T = d^{d+1} 3^d / \varepsilon^d$  and ultimately  $C_d = 2d \ln(d 3d^{1/d} / \varepsilon) \leq 2d \ln(6d/\varepsilon)$ . For  $d = 3, 4$  we have  $C_3 \leq 6 \ln(18/\varepsilon)$  so  $\varepsilon := \sqrt{\frac{6 \ln(3n)}{n} \log(1/\delta)}$  and  $C_4 \leq 8 \ln(24/\varepsilon)$  so  $\varepsilon := \sqrt{\frac{8 \ln(3n)}{n} \log(1/\delta)}$ .

Bounds for  $C_d$  independent of  $\varepsilon$  are possible using the mentioned bound of Li, Long, and Srinivasan [18] which uses chaining [33] and has large asymptotic factors in the best known bounds. From Csikos and Mustafa [6] we derive a bound of  $C_d = 2205d$  (in Appendix B), and hence  $\varepsilon(n, d) \leq \sqrt{\frac{2205 \cdot d}{n} \log(1/\delta)}$ .

However, we recommend the bounds with extra  $\log n$  factor. To illustrate why consider the  $d = 2$  case where we can now claim

$$\varepsilon(n, \delta) = \min \left\{ \sqrt{\frac{4 \ln(2n)}{n} \log(1/\delta)}, \sqrt{\frac{2205 \cdot 2}{n} \log(1/\delta)} \right\}.$$

And we only employ the second term when  $2 \ln(2n) > 2205$ , which requires  $n > 10^{478}$ .

## 7 Empirical Performance for $d = 2$

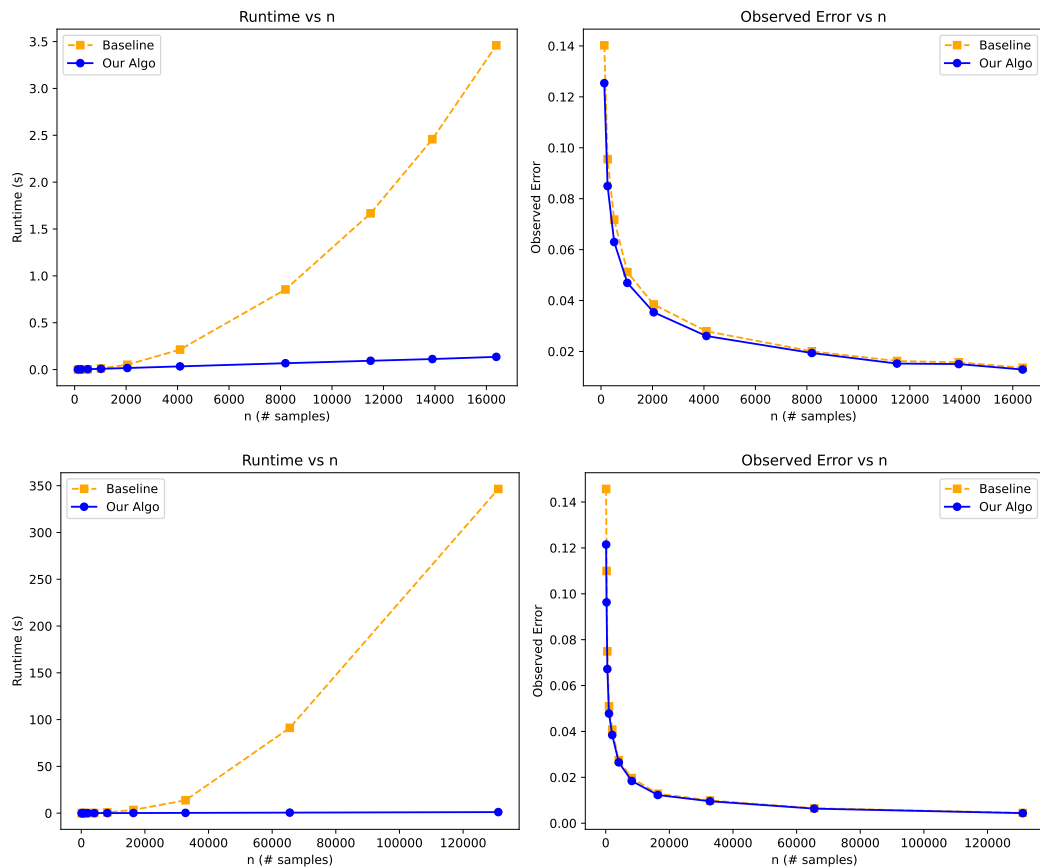
To empirically show the improved runtime of the convergence of  $\text{dKS}(\mu, \nu)$  we run a simple demonstration in the  $d = 2$  setting. Since the results should not depend on the distributions, we keep things simple and set  $\mu = \nu = \text{Unif}([0, 1]^2)$ ; the uniform distribution over the unit square. Thus we know  $\text{dKS}(\mu, \nu) = 0$ , and so the observed error is just the value  $\hat{v}$  estimated by the algorithm. We increase the size of the samples drawn from  $\mu, \nu$  (using  $n$  to denote the size of each). In Figure 6 we measure and plot the runtime and the error as a function of  $n$ . All run times and error measurements are shown as the average over 20 samples.

We compare two algorithms, our proposed algorithm **Our Algo** from Section 3.1 which runs in  $O(n \log n)$  time, as well as the **Baseline** from the start of Section 3 which runs in  $O(n^2)$  time. We see ours has runtime increase near-linearly in  $n$ , while the baseline increases quadratically. With  $n = 16,384$ , ours takes under 0.2 seconds, and the baseline already takes about 3.5 seconds. Going up to  $n = 131,072$  (so observed error is less than 0.005), then ours takes only about 1 second, while the baseline takes more than 5 minutes. Moreover, ours does not exhibit much difference in error as a function of  $n$ , compared to the baseline; they appear to converge at the same rate.

**Discussion on Future Directions.** Our implementation is simple python code, and has not yet been fully optimized, or abstracted so we can more generally use its full metric properties (e.g., for clustering distributions). While we believe our simple experiment is representative of the runtime effects, the optimization, abstraction, and use of  $\text{dKS}$  in broader applications could result in a more thorough evaluation. Continuing this, we hope to promote this method, and algorithm, so this distance measure between distributions is more widely used – especially in applications where there are not consistent units among coordinates.

Moreover, the described algorithms for  $d = 3, 4$  which are near-linear in  $n$  may not be simple to implement since they rely on a reduction to a recursive procedure for Klee’s measure problem [4] – despite this approach having been “made easy” in comparison to prior solutions. Yet, we are hopeful that there are even simpler and more practical solutions for  $d > 2$  that also achieve near-linear runtime in  $n$ . In particular, for  $d = 3$ , the Klee’s measure





■ **Figure 6** Plots showing runtime and observed error as a function of the sample size  $n$  for the Baseline and Our Algo on a simple  $d = 2$  example. The top plots show up to  $n = 16,384$  and the bottom ones show up to  $n = 131,072$ .

part only takes  $\tilde{O}(1/\varepsilon^{3/2})$  time, so there should be room to trade-off in theoretical runtime for practical improvements.

---

## References

- 1 Arturs Backurs, Nishanth Dikkala, and Christos Tzamos. Tight hardness results for maximum weight rectangles. In *43rd International Colloquium on Automata, Languages, and Programming (ICALP 2016)*, 2016.
- 2 Nikhil Bansal and Shashwat Garg. Algorithmic discrepancy beyond partial coloring. In *Proceedings of the 49th Annual ACM SIGACT Symposium on Theory of Computing*, pages 914–926, 2017.
- 3 Nikhil Bansal, Haotian Jiang, Raghu Meka, Sahil Singla, and Makrand Sinha. Online discrepancy minimization for stochastic arrivals. In *Proceedings of the 2021 ACM-SIAM Symposium on Discrete Algorithms (SODA)*, pages 2842–2861. SIAM, 2021.
- 4 Timothy M Chan. Klee’s measure problem made easy. In *2013 IEEE 54th annual symposium on foundations of computer science*, pages 410–419. IEEE, 2013.
- 5 Bernard Chazelle. *The Discrepancy Method*. Cambridge, 2000.
- 6 Mónika Csikós and Nabil H Mustafa. Optimal approximations made easy. *Information Processing Letters*, 176:106250, 2022.
- 7 Rick Durrett. *Probability: theory and examples*, volume 49. Cambridge university press, 2019.
- 8 Aryeh Dvoretzky, Jack Kiefer, and Jacob Wolfowitz. Asymptotic minimax character of the sample distribution function and of the classical multinomial estimator. *The Annals of Mathematical Statistics*, pages 642–669, 1956.
- 9 Raaz Dwivedi, Ohad N Feldheim, Ori Gurel-Gurevich, and Aaditya Ramdas. The power of online thinning in reducing discrepancy. *Probability Theory and Related Fields*, 174:103–131, 2019.
- 10 Giovanni Fasano and Alberto Franceschini. A multidimensional version of the kolmogorov–smirnov test. *Monthly Notices of the Royal Astronomical Society*, 225(1):155–170, 1987.
- 11 Eric Feigelson and G. Jogesh Babu. Beware the kolmogorov-smirnov test! *Astrostatistics and Astroinformatics Portal*, <https://asaip.psu.edu/articles/beware-the-kolmogorov-smirnov-test/>, 2019.
- 12 Arthur Gretton, Karsten Borgwardt, Malte Rasch, Bernhard Schölkopf, and Alex Smola. A kernel method for the two-sample-problem. *Advances in neural information processing systems*, 19, 2006.
- 13 Alex Hagen, Shane Jackson, James Kahn, Jan Strube, Isabel Haide, Karl Pazdernik, and Connor Hainje. Accelerated computation of a high dimensional kolmogorov-smirnov distance. *arXiv preprint arXiv:2106.13706*, 2021.
- 14 InfluentialPoints. Kolmogorov-smirnov and related tests: Use & misuse. [https://influentialpoints.com/Training/Kolmogorov-Smirnov\\_test\\_use\\_and\\_misuse.htm](https://influentialpoints.com/Training/Kolmogorov-Smirnov_test_use_and_misuse.htm), 2023.
- 15 Ana Justel, Daniel Peña, and Rubén Zamar. A multivariate kolmogorov-smirnov test of goodness of fit. *Statistics & probability letters*, 35(3):251–259, 1997.
- 16 Ilmun Kim, Aaditya Ramdas, Aarti Singh, and Larry Wasserman. Classification accuracy as a proxy for two sample testing. *Annals of Statistics (accepted; arXiv:1602.02210)*, 2020.
- 17 Andrey Kolmogorov. Sulla determinazione empirica di una legge didistribuzione. *Giorn Dell’inst Ital Degli Att*, 4:89–91, 1933.
- 18 Yi Li, Phil Long, and Aravind Srinivasan. Improved bounds on the samples complexity of learning. *Journal of Computer and System Sciences*, 62:516–527, 2001.
- 19 Raul HC Lopes, ID Reid, and Peter R Hobson. The two-dimensional kolmogorov-smirnov test. 2007.
- 20 David Lopez-Paz and Maxime Oquab. Revisiting classifier two-sample tests. In *International Conference on Learning Representations*, 2017.

- 21 Pascal Massart. The tight constant in the dvoretzky-kiefer-wolfowitz inequality. *The annals of Probability*, pages 1269–1283, 1990.
- 22 Michael Matheny and Jeff M Phillips. Computing approximate statistical discrepancy. In *29th International Symposium on Algorithms and Computation*, 2018.
- 23 Michael Matheny, Raghvendra Singh, Liang Zhang, Kaiqiang Wang, and Jeff M Phillips. Scalable spatial scan statistics through sampling. In *Proceedings of the 24th ACM SIGSPATIAL international conference on advances in geographic information systems*, pages 1–10, 2016.
- 24 Alfred Müller. Integral probability metrics and their generating classes of functions. *Advances in applied probability*, 29(2):429–443, 1997.
- 25 John A Peacock. Two-dimensional goodness-of-fit testing in astronomy. *Monthly Notices of the Royal Astronomical Society*, 202(3):615–627, 1983.
- 26 Jeff M Phillips. *Small and stable descriptors of distributions for geometric statistical problems*. PhD thesis, Duke University, 2009.
- 27 Jeff M Phillips and Suresh Venkatasubramanian. A gentle introduction to the kernel distance. *arXiv preprint arXiv:1103.1625*, 2011.
- 28 William H Press and Saul A Teukolsky. Kolmogorov-smirnov test for two-dimensional data: How to tell whether a set of (x, y) data points are consistent with a particular probability distribution, or with another data set. *Computers in Physics*, 2(4):74–77, 1988.
- 29 Sidney I Resnick. *A probability path*. Springer Science & Business Media, 2013.
- 30 Veeranjanyulu Sadhanala, Yu-Xiang Wang, Aaditya Ramdas, and Ryan J Tibshirani. A higher-order kolmogorov-smirnov test. In *The 22nd International Conference on Artificial Intelligence and Statistics*, pages 2621–2630. PMLR, 2019.
- 31 Nickolay Smirnov. Table for estimating the goodness of fit of empirical distributions. *The annals of mathematical statistics*, 19(2):279–281, 1948.
- 32 Bharath K Sriperumbudur, Kenji Fukumizu, and Gert RG Lanckriet. Universality, characteristic kernels and rkhs embedding of measures. *Journal of Machine Learning Research*, 12(7), 2011.
- 33 Michel Talagrand. *Upper and lower bounds for stochastic processes*, volume 60. Springer, 2014.
- 34 Vladimir Vapnik and Alexey Chervonenkis. On the uniform convergence of relative frequencies of events to their probabilities. *Theory of Probability and its Applications*, 16:264–280, 1971.
- 35 Yuanhui Xiao. A fast algorithm for two-dimensional kolmogorov-smirnov two sample tests. *Computational Statistics & Data Analysis*, 105:53–58, 2017.

## **A** Measure Theoretic Metric Properties

To prove that dKS is a metric on measures  $\mu, \nu$ , we will need to define and deploy some technical concepts from measure theory. Here we first remind the reader of relevant language and notation. Recall that a collection of subsets  $S$  of a ground set  $\mathcal{X}$  is called a sigma-algebra if  $S$  contains  $\mathcal{X}$  and is closed under complements and countable unions. Moreover, regardless of whether or not  $S$  is a sigma-algebra, the smallest sigma-algebra containing  $S$  is called the sigma-algebra *generated* by  $S$ . Moreover,  $S$  is called a semi-algebra if it contains the empty set and  $\mathcal{X}$ , is closed under finite intersections, and the complement of every set in  $S$  is expressible as a finite union of other sets in  $S$ .  $\mathcal{B}(\mathbb{R}^d)$  is the notation for the smallest sigma algebra of subsets of  $\mathbb{R}^d$  generated by the open sets of  $\mathbb{R}^d$ ; these are the Borel sets of  $\mathbb{R}^d$ . This set of sets contains the reasonable sets any probability measure on  $\mathbb{R}^d$  should be able to assign measure to.

We will also need a small amount of additional notation for the differences in the ranges we consider, and how we define sets, especially to handle unbounded ranges. It will be useful to prove some results for traditional rectangles  $\mathcal{T}_d$  and map back to dominating rectangles  $\mathcal{R}_d$ . For  $z', z \in \bar{\mathbb{R}}^d$  where  $\bar{\mathbb{R}}$  is the extended real line,  $z' \preceq_\infty z$  means whenever the  $j$ th coordinate of  $z$  is finite,  $z'_j \leq z_j$ , and when the  $j$ th coordinate of  $z$  is infinity,  $z'_j < z_j$ . Earlier we

defined the axis aligned rectangles in  $\mathbb{R}^d$  as  $\mathcal{T}_d := \{R_{z,z'} \mid z, z' \in \mathbb{R}^d, z' \preceq z\}$  where  $R_{z,z'} = \{x \in \mathbb{R}^d \mid z' \prec x \preceq z\}$ . Now we define a larger class of rectangles consisting of bounded and unbounded rectangles. Specifically, for  $z, z' \in \bar{\mathbb{R}}^d$ , let  $R_{z,z'}^\infty := \{x \in \mathbb{R}^d \mid z' \prec x \preceq_\infty z\}$ , and define  $\bar{\mathcal{T}}_d := \{R_{z,z'}^\infty \mid z, z' \in \bar{\mathbb{R}}^d, z' \preceq z\}$ . We start with a lemma that shows probability measures agreeing on the dominating rectangles also agree on  $\bar{\mathcal{T}}_d$ .

► **Lemma 12.** *If  $\mu, \nu$  are probability measures on  $(\mathbb{R}^d, \mathcal{B}(\mathbb{R}^d))$  agreeing on  $\mathcal{R}_d$ , then  $\mu, \nu$  agree on  $\bar{\mathcal{T}}_d$ .*

**Proof.** Consider first a rectangle  $R_{z,z'}^\infty \in \bar{\mathcal{T}}_d$  that is bounded. That is,  $z, z' \in \mathbb{R}^d$ . In particular,  $R_{z,z'}^\infty = R_{z,z'}$ . Denote by  $\mathcal{V}(R_{z,z'})$  the  $2^d$  corners of  $R_{z,z'}$ . Then we first claim that

$$R_z = R_{z,z'} \cup \left( \bigcup_{v \in \mathcal{V}(R_{z,z'}) \setminus \{z\}} R_v \right).$$

To see this, we will prove the two set containments. For reverse containment, first note that since  $z' \preceq z$ , for  $v \in \mathcal{V}(R_{z,z'})$ ,  $v \preceq z$ . In particular,  $R_v \subseteq R_z$ . Also, it is immediate that  $R_{z,z'} \subseteq R_z$ , so we conclude reverse containment. For forward containment, suppose  $x \in R_z$ . Then since  $R_{z,z'} \subseteq R_z$ , either  $x \in R_{z,z'}$  or not. And if not, we know that both  $x \preceq z$  and it is not the case that  $z' \prec x$ . In particular, there exists a non-empty set of indices  $S(x) \subseteq [d]$  such that  $x_j \leq z'_j$  for  $j \in S(x)$ . And for all indices  $j \in [d] \setminus S(x)$ ,  $x_j \leq z_j$ . In particular, letting  $v$  be the vertex with value  $z'_j$  at indices  $j \in S(x)$  and  $z_j$  at indices  $j \in [d] \setminus S(x)$ , we have that  $x \preceq v$ . That is,  $x \in R_v$ , and since  $S(x)$  is non-empty,  $v \in \mathcal{V}(R_{z,z'}) \setminus \{z\}$ , so  $x \in \left( \bigcup_{v \in \mathcal{V}(R_{z,z'}) \setminus \{z\}} R_v \right)$ . We have thus shown if  $x \in R_z$ , then either  $x \in R_{z,z'}$  or  $x \in \left( \bigcup_{v \in \mathcal{V}(R_{z,z'}) \setminus \{z\}} R_v \right)$ , so containment holds.

Now recall that  $\mathcal{R}_d$  is closed under finite intersections, and the inclusion-exclusion formula (see for example [29]) guarantees that for a probability measure, the measure of a finite union is precisely a finite sum of probability measures of finite intersections of members of the union. Therefore, since  $\mu$  and  $\nu$  agree on  $\mathcal{R}_d$ , they must agree on  $\bigcup_{v \in \mathcal{V}(R_{z,z'}) \setminus \{z\}} R_v$ . Finally, not that  $R_{z,z'}$  is disjoint from  $\bigcup_{v \in \mathcal{V}(R_{z,z'}) \setminus \{z\}} R_v$ . Using this, the set equality, and finite additivity, we conclude  $\mu$  and  $\nu$  agree on  $R_{z,z'}^\infty = R_{z,z'}$ .

All that is left to show is that  $\mu, \nu$  agree on unbounded rectangles as well. But every unbounded rectangle is a countable union of disjoint bounded rectangles. So by countable additivity and since we have just shown  $\mu, \nu$  agree on all bounded rectangles, they must also agree on all unbounded rectangles. In particular,  $\mu, \nu$  agree on  $\bar{\mathcal{T}}_d$ . ◀

Now we can prove our main result about metric properties of dKS.

► **Theorem 13** (Restated Theorem 11). *On the collection of probability measures defined on  $(\mathbb{R}^d, \mathcal{B}(\mathbb{R}^d))$ ,  $\mathbf{d}_{\mathcal{R}_d} = \mathbf{d}_{\text{KS}}$  is a metric.*

**Proof.** Because dKS is in the form of an IPM, it is at least a psueometric, and what remains is to show it satisfies the strong form of identity: that if  $\mu, \nu$  are probability measures on  $(\mathbb{R}^d, \mathcal{B}(\mathbb{R}^d))$ , then  $\mathbf{d}_{\text{KS}}(\mu, \nu) = 0$  implies that  $\mu = \nu$ . So suppose  $\mathbf{d}_{\text{KS}}(\mu, \nu) = 0$ . We will use a measure theory extension theorem, Theorem 2.4.3 of [29]. Consider a set function defined on a semi-algebra of subsets of  $\mathbb{R}^d$  that assigns measure 1 to  $\mathbb{R}^d$  and is countably additive on the semi-algebra; this theorem states that this set function has a unique extension to the sigma algebra generated by the semi-algebra. To use the theorem we will choose a semi-algebra that generates  $\mathcal{B}(\mathbb{R}^d)$ . It is classically known ([7] Chapter 1, section 1) that  $\bar{\mathcal{T}}_d$  is a semi-algebra,

and the sigma algebra generated by  $\bar{\mathcal{T}}_d$  is  $\mathcal{B}(\mathbb{R}^d)$ . Also  $\mu, \nu$  are probability measures on  $\mathcal{B}(\mathbb{R}^d)$  so they are countably additive on any collection of subsets, including  $\bar{\mathcal{T}}_d$ . Finally, since by assumption  $\mu, \nu$  agree on  $\mathcal{R}_d$ , by Lemma 12  $\mu, \nu$  also agree on  $\bar{\mathcal{T}}_d$ . So by Theorem 2.4.3 of [29],  $\mu$  and  $\nu$  agree on  $\mathcal{B}(\mathbb{R}^d)$ . ◀

## B Asymptotically Optimal Precision Testing Bounds

In this section we derive an absolute constant  $C_d$  to be used in the error threshold  $\varepsilon(n, \delta)$  for  $\delta$ -precision testing with dKS, in the formula

$$\varepsilon(n, \delta) = \sqrt{\frac{C_d \log(1/\delta)}{n}}.$$

Bounds for  $C_d$  can be derived via sample complexity bounds for approximating a range space with bounded combinatorial complexity [34]. Bounds for  $C_d$  independent of  $\varepsilon$  in this context first appeared in Li, Long, and Srinivasan [18] using Talagrand's chaining [33] technique. However, these have large asymptotic factors, and while some constants are provided, they are not easily pieced together to get the desired bound on  $C_d$ .

More recently Csikos and Mustafa [6] provided an alternate derivation of such a bound from which we can derive a constant  $C_d = 2205d$ . This starts with a stronger  $(\alpha, \varepsilon)$ -approximation of a range space  $(X, \mathbb{R}_d)$  with a sample  $S$  of size  $n$  so that for all  $R \in \mathcal{R}_d$  we have

$$\left| \frac{|R \cap X|}{|X|} - \frac{|R \cap S|}{n} \right| \leq \alpha \max \left\{ \frac{|R \cap X|}{|X|}, \beta \right\}.$$

Their bound requires  $0 < \alpha, \beta, \gamma \leq 1/2$  and

$$n \geq c_2 \frac{d}{\alpha\beta} \left( \frac{1}{\beta} \ln \frac{1}{\alpha} + \ln \frac{et}{d\gamma} \right)$$

and succeeds with probability at least  $1 - \gamma$ , where

$$t = c_1 \frac{1}{\alpha\beta^2} \left( d \ln \left( \frac{1}{\alpha\beta} \right) + \ln(1/\gamma) \right).$$

Applying this in our context, we require  $\beta = (2/3)\varepsilon$ ,  $\gamma = \delta/2$ , and we can set  $\alpha = 1/2$  so (the LHS above)  $\alpha\beta \leq \varepsilon/3$ . They report this works for constants  $c_1 = 318$  and  $c_2 = 70$ .

First we can derive

$$\begin{aligned} t &= c_1 \frac{1}{\alpha\beta^2} \left( d \ln \left( \frac{1}{\alpha\beta} \right) + \ln(1/\gamma) \right) \\ &= 318 \frac{1}{(1/2)((2/3)\varepsilon)^2} \left( d \ln \left( \frac{1}{(1/2)((2/3)\varepsilon)} \right) + \ln(2/\delta) \right) \\ &= \frac{1431}{\varepsilon^2} (d \ln(3/\varepsilon) + \ln(2/\delta)) \\ &\geq \frac{1431d}{\varepsilon^2} (\ln(3/\varepsilon) + \ln(2/\delta)) \end{aligned}$$

This leads to a bound of

$$\begin{aligned}
 n &\geq c_2 \frac{d}{\alpha\beta} \left( \frac{1}{\beta} \ln \frac{1}{\alpha} + \ln \frac{et}{d\gamma} \right) \\
 &= 70 \frac{d}{\varepsilon/3} \left( \frac{3}{2\varepsilon} \ln 2 + \ln \left( \frac{2e}{\delta} \frac{t}{d} \right) \right) \\
 &\geq 210 \frac{d}{\varepsilon} \left( \frac{3}{2\varepsilon} + \ln \left( \frac{2e}{\delta} \frac{1431}{\varepsilon^2} (\ln(3/\varepsilon) + \ln(2/\delta)) \right) \right) \\
 &\geq 210 \frac{d}{\varepsilon} \left( \frac{3}{2\varepsilon} + \ln \left( \frac{7780}{\delta^2 \varepsilon^3} \right) \right) \\
 &\geq 210 \frac{d}{\varepsilon} \left( \frac{3}{2\varepsilon} + 3 \ln(20/\varepsilon\delta) \right) \\
 &\geq 210 \frac{d}{\varepsilon} \left( \frac{3}{2\varepsilon} + \frac{9}{\varepsilon} \ln(1/\delta) \right) \\
 &\geq 210 \frac{d}{\varepsilon} \left( \frac{21}{2\varepsilon} \ln(1/\delta) \right) \\
 &\geq 2205 \frac{d}{\varepsilon^2} \ln(1/\delta).
 \end{aligned}$$