

Bipartite Ranking From Multiple Labels: On Loss Versus Label Aggregation

Michal Lukasik*

mlukasik@google.com

Aditya Krishna Menon*

adityakmenon@google.com

Sashank J. Reddi

sashank@google.com

Lin Chen*

linche@google.com

Wittawat Jitkrittum

wittawat@google.com

Gang Fu

thomasfu@google.com

Sanjiv Kumar

sanjivk@google.com

Google Research

Harikrishna Narasimhan*

hnarasimhan@google.com

Felix X. Yu

felixyu@google.com

Mohammadhossein Bateni

bateni@google.com

Abstract

Bipartite ranking is a fundamental supervised learning problem, with the goal of learning a ranking over instances with maximal *area under the ROC curve (AUC)* against a *single* binary target label. However, one may often observe *multiple* binary target labels, e.g., from distinct human annotators. How can one synthesize such labels into a *single* coherent ranking? In this work, we formally analyze two approaches to this problem — *loss aggregation* and *label aggregation* — by characterizing their *Bayes-optimal* solutions. Based on this, we show that while both methods can yield Pareto-optimal solutions, loss aggregation can exhibit *label dictatorship*: one can inadvertently (and undesirably) favor one label over others. This suggests that label aggregation can be preferable to loss aggregation, which we empirically verify.

1 Introduction

Bipartite ranking is a fundamental supervised learning problem [Freund et al., 2003, Cortes and Mohri, 2003, Agarwal et al., 2005, Cléménçon et al., 2008, Kotłowski et al., 2011, Menon and Williamson, 2016], wherein the goal is to learn a ranker that orders “positive” instances over “negative” instances. This is formalised as learning a ranker with maximal *area under the ROC curve (AUC)* [Cortes and Mohri, 2003, Agarwal et al., 2005, Krzanowski and Hand, 2009], and is arguably the simplest instantiation of *learning to rank* [Liu, 2009]. Bipartite ranking has seen applications in practical problems ranging from medical diagnosis [Swets, 1988, Pepe, 2003] to information retrieval [Ng and Kantor, 2000, Macskassy and Provost, 2001], and is the basis for several other supervised learning problems [Narasimhan and Agarwal, 2013, Reddi et al., 2021, Tang et al., 2022].

Bipartite ranking conventionally assumes the existence of a *single* binary label denoting whether or not an instance is “positive”. However, in practice, there may be *multiple* binary labels, each identifying a different set of “positive” instances. For example, in information retrieval, it is common for there to be distinct label sources (e.g., whether or not a user clicks on a document, whether or not a human rater deems a document to be relevant) [Svore et al., 2011]; similarly, in medical diagnosis, one may have opinions from multiple experts as to the presence of a certain condition [Verma et al., 2023].

*Lead co-authors.

| Objective | Defn. | Cost $c_{\bar{y}\bar{y}'}$ | Bayes-opt $f^*(x)$ | Deterministic labels ($K = 2$) | Pareto-opt | Dictatorship | Prop. |
|------------------------------------------------------|-------|------------------------------------------------------------------|-------------------------------------------|-----------------------------------------------------------------------|------------|--------------|-----------------|
| Loss aggregation | (3) | N/A | $\sum_k \alpha^{(k)} \cdot \eta^{(k)}(x)$ | $\alpha^{(1)} \cdot \eta^{(1)}(x) + \alpha^{(2)} \cdot \eta^{(2)}(x)$ | ✓ | ✓ | 5.2, 6.1 |
| Label aggregation with $\bar{Y} = \sum_k Y^{(k)}$ | (4) | 1 $\mathbf{1}(\bar{y} > \bar{y}') \cdot \bar{y} - \bar{y}' $ | No closed form $\sum_k \eta^{(k)}(x)$ | $\eta^{(1)}(x) + \eta^{(2)}(x)$ $\eta^{(1)}(x) + \eta^{(2)}(x)$ | ✗ ✓ | ✗ ✗ | 5.3, 6.2 5.4 |

Table 1: Bayes-optimal scorer for two approaches to bipartite ranking with K binary labels. Here, we assume that we have random variables $(\mathbf{X}, Y^{(1)}, \dots, Y^{(K)})$ representing instances and labels drawn from some joint distribution, with $\eta^{(k)}(x) \doteq \mathbf{P}(Y^{(k)} = 1 \mid \mathbf{X} = x)$ denoting the class-probability function for each label. Suitable instantiations of each approach satisfy a notion of Pareto-optimality; however, the loss aggregation approach results in an undesirable “label dictatorship” phenomenon, wherein one label dominates the other. We refer to constants $\alpha^{(k)} = a_k / (\pi^{(k)} \cdot (1 - \pi^{(k)}))$, which arise in Proposition 6.1.

Given such multiple binary labels, can one produce a *single* coherent ranking over instances? Addressing this question requires formalising the *goal* of such a unified ranking, and then specifying the mechanics of *achieving* this goal. The *multi-objective learning to rank* literature provides guidance on both the above points [Svore et al., 2011]. A standard starting point in the multi-objective literature is the concept of Pareto optimality, where the goal is to find solutions that are not dominated across all objectives [Ribeiro et al., 2015]. While Pareto optimality provides a foundational concept for multi-objective problems, in §3.3 we elaborate on why solely aiming for any Pareto optimal solution can be insufficient in practice. Towards achieving this, previous works introduced two prominent approaches: (1) *loss aggregation* (also known as linear scalarization, or weighted sum), which relies on training a model on a linear combination of per-label objectives [Lin et al., 2019]; (2) *label aggregation*, where an objective is formulated on a single target formed from suitable aggregation of the multiple labels, such as a weighted combination [Carmel et al., 2020].

Empirically, both loss and label aggregation have proven successful for multi-objective ranking problems. Theoretically, however, there has been limited analysis of these methods. In particular, there is little guidance on the following natural question: *are there reasons to favour label over loss aggregation, or vice-versa?*

In this work, we study this question in the context of bipartite ranking. We study the *Bayes-optimal* scorers for both aggregation approaches, which represent the theoretical minimizers given full access to the underlying statistical distributions. We find that both methods *broadly* yield comparable optimal rankings, which furthermore are Pareto-optimal. However, upon closer inspection, we demonstrate that loss aggregation can inadvertently lead to a *label dictatorship* phenomenon, wherein certain labels are implicitly favoured over others. This suggests that label aggregation can be preferred over loss aggregation, which we validate empirically.

In summary, our contributions are (cf. Table 1):

- (i) We formalize the problem of bipartite ranking from multiple labels (§3), and the instantiation of loss aggregation and label aggregation in this setting (§4);
- (ii) We characterize the *Bayes-optimal solutions* to both loss (§5.1) and label aggregation (§5.2), and establish Pareto-optimality of (suitable instantiations of) both methods;
- (iii) We show that loss aggregation can lead to an undesirable *label dictatorship* phenomenon (§6), and empirically validate this on synthetic and real-world datasets (§7).

2 Background and Notation

Learning to rank problems seek to learn a scorer that orders instances according to an underlying utility score [Liu, 2009]. The *area under the ROC curve (AUC)* is a traditional metric used to evaluate the efficacy of such a ranking [Cortes and Mohri, 2003, Agarwal et al., 2005, Cléménçon et al., 2008, Menon and Williamson, 2016]. Below, we define AUC for problems with binary and multi-class labels.

2.1 Bipartite AUC

Consider a supervised learning problem with input space \mathcal{X} , binary labels $\mathcal{Y} = \{0, 1\}$, and distribution D over $\mathcal{X} \times \mathcal{Y}$. Let (X, Y) be random variables distributed according to D . Denote by $\eta(x) \doteq \mathbf{P}(Y = 1 | X = x)$ the *class-probability function* and $\pi \doteq \mathbf{P}(Y = 1)$ the *positive class prior*.

Our goal is to learn a scorer $f: \mathcal{X} \rightarrow \mathbb{R}$ that ranks the positive examples over the negative ones, as quantified by the area under the ROC curve, or AUC.

Definition 2.1 (Agarwal and Niyogi [2009]). For any scorer $f: \mathcal{X} \rightarrow \mathbb{R}$ and distribution D , the (bipartite) AUC is defined as:

$$\begin{aligned} \text{AUC}(f; D) &\doteq \mathbb{E}_{X, X'} [H(f(X) - f(X')) | Y > Y'] \\ H(z) &\doteq \mathbf{1}(z > 0) + \frac{1}{2} \cdot \mathbf{1}(z = 0). \end{aligned} \quad (1)$$

Intuitively, the AUC is the fraction of pairs $(x, x') \in \mathcal{X} \times \mathcal{X}$ with positive and negative labels wherein f scores the positive over the negative, with a reward of 0.5 for ties.

Given some fixed distribution D , a fundamental question is what scorers f^* are *Bayes-optimal* in the sense of achieving the *highest possible* AUC; i.e., $\text{AUC}(f^*; D) \geq \text{AUC}(f; D)$ for any $f: \mathcal{X} \rightarrow \mathbb{R}$. One may follow the Neyman-Pearson lemma [Lehmann and Romano, 2005] to establish these scorers closely follow the class-probability function $\eta(x)$.

Proposition 2.2 (Cl  men  on et al. [2008], Menon and Williamson [2016]). For any distribution D , any Bayes-optimal AUC scorer f^* satisfies

$$(\forall x, x' \in \mathcal{X}) \eta(x) > \eta(x') \implies f^*(x) > f^*(x'),$$

or equally, η is any non-decreasing transformation of f^* .

We remark here that neither the AUC nor its Bayes-optimal scorer depend on the base rate π . Thus, the (population) AUC is invariant to the amount of label skew, supporting its common usage as a metric in problems characterized by label imbalance [Menon et al., 2013].

2.2 Multipartite AUC

One may extend bipartite ranking to *ordinal multi-class* labels $\mathcal{Y} = \{1, 2, \dots, L\}$, wherein higher label values denote higher presence of a certain attribute (e.g., star ratings denoting user’s preference for an item). In this case, our goal is to learn a scorer that ranks examples with higher labels over examples with lower labels. Further, one may apply variable *costs* to distinguish between mis-ranking of pairs with different labels.

Formally, let D_{mp} denote a distribution over $\mathcal{X} \times \mathcal{Y}$. As before, we denote the conditional-class probability function by $\eta_y(x) = \mathbf{P}(Y = y | X = x)$, and the class priors by $\pi_y = \mathbf{P}(Y = y)$. Further, let $c_{yy'} \geq 0$ denote the cost of scoring an instance with label $y \in \mathcal{Y}$ below an instance with label $y' \in \mathcal{Y}$. The following is an adaptation of the bipartite AUC (Definition 2.1) to multi-class problems.

Definition 2.3 (Uematsu and Lee [2015]). For any scorer $f: \mathcal{X} \rightarrow \mathbb{R}$, distribution D_{mp} , and costs $\{c_{yy'} \geq 0: y, y' \in \mathcal{Y}\}$, the multi-partite AUC is defined as:

$$\text{AUC}_{\text{mp}}(f; D_{\text{mp}}) \doteq \mathbb{E}_X \mathbb{E}_{Y, Y'} [c_{YY'} \cdot H(f(X) - f(X')) | Y > Y'].$$

Unlike the bipartite case, multipartite AUC does *not* admit a tractable Bayes-optimal scorer in general. An exception is when either $L = 3$, or the costs satisfy the following *scale condition*: for suitable constants $w_y, s_y \geq 0$,

$$(\forall y, y' \in \mathcal{Y}) c_{yy'} = w_y \cdot w_{y'} \cdot (s_y - s_{y'}) \cdot \mathbf{1}(y > y'), \quad (2)$$

For example, (2) holds when $c_{yy'} = (y - y') \cdot \mathbf{1}(y > y')$. Under such a condition, we have the following.

Proposition 2.4 (Uematsu and Lee [2015, Theorem 3]). Suppose $L = 3$, or the costs $\{c_{yy'} \geq 0: y, y' \in \mathcal{Y}\}$ satisfy the scale condition (2). For any distribution D_{mp} , any Bayes-optimal multipartite AUC scorer f^* is such that

$$(\forall x, x' \in \mathcal{X}) \beta(x) > \beta(x') \implies f^*(x) > f^*(x')$$

$$\beta(x) \doteq \frac{\sum_{i=2}^L c_{1,i} \cdot \eta_i(x)}{\sum_{i=1}^{L-1} c_{i,L} \cdot \eta_i(x)},$$

or equally, β is any non-decreasing transformation of f^* .

3 Bipartite Ranking With Multiple Labels

We now formalise our setting of interest — bipartite ranking from *multiple* labels — and the core goal of identifying a *Pareto optimal* solution with respect to these labels.

3.1 Formal setup

We are interested in settings where we have access to *multiple* labels for each instance $x \in \mathcal{X}$, and would like to produce a single coherent ranking over instances. For simplicity, we begin with *binary* labels. Formally, for integer $K \geq 2$, $(X, Y^{(1)}, \dots, Y^{(K)})$ be random variables distributed according to a joint distribution D^{int} over $\mathcal{X} \times \{0, 1\}^K$. Let μ denote the marginal distribution of X .

For each $k \in [K]$, we have an induced marginal distribution $D^{(k)}$ over the pair $(X, Y^{(k)})$. Let $\eta^{(k)}(x) \doteq \mathbf{P}(Y^{(k)} = 1 \mid X = x)$ denote the marginal class-probability function of each label $k \in [K]$, and $\pi^{(k)} \doteq \mathbf{P}(Y^{(k)} = 1)$ the marginal base rate.

Our goal remains to produce a *single* scorer $f: \mathcal{X} \rightarrow \mathbb{R}$. To do so, we must specify a concrete metric for assessing f .

3.2 Pareto optimal AUC maximisation

One natural summary of f 's performance is the *per-label AUC vector*, i.e., $(\text{AUC}(f; D^{(1)}), \dots, \text{AUC}(f; D^{(K)}))$. The problem of synthesizing such a vector into a single metric falls within the purview of multi-objective optimization [Ehrgott, 2005]. Adapting a standard goal from this literature, it is natural to seek scorers that are *Pareto optimal* [Ehrgott, 2005] with respect to the per-label AUCs.

Definition 3.1 (Pareto dominance). We say a scorer $f: \mathcal{X} \rightarrow \mathbb{R}$ *Pareto dominates* another $g: \mathcal{X} \rightarrow \mathbb{R}$ with respect to distributions $\{D^{(k)}\}_{k \in [K]}$ if and only if:

- (1) $\forall k \in [K] : \text{AUC}(g; D^{(k)}) \geq \text{AUC}(f; D^{(k)})$
- (2) $\exists k \in [K] : \text{AUC}(g; D^{(k)}) > \text{AUC}(f; D^{(k)})$.

Definition 3.2 (Pareto optimality). For any $\{D^{(k)}\}_{k \in [K]}$, the set of Pareto-optimal scorers \mathcal{F}_{PFS} is those that are *not* Pareto dominated by any other scorer.

Essentially, a scorer is Pareto-optimal if no other scorer dominates it across at least one AUC objective, while not harming it across all AUC objectives.

3.3 Does Pareto optimality suffice?

While Pareto optimality is a useful concept, not all Pareto-optimal solutions are equally desirable in practice. A system that aggressively optimizes one objective at the complete expense of others, while being technically Pareto-optimal, can be intuitively undesirable. This is particularly true when considering competing objectives.

To illustrate this point, consider the problem of information retrieval, where an ideal system aims to satisfy various aspects of a user query. For example, a document retrieval system should ideally return documents that are both *relevant* to the query and likely to *engage* the user [He et al., 2023]. Relevance can be assessed through annotation from a human or machine expert, while engagement can be measured through metrics such as click-through rate or revenue.

In practice, the goals of relevance and engagement may be at odds with each other. To illustrate this point, consider queries from the standard MS MARCO benchmark dataset [Bajaj et al., 2018]. We predict the engagement and relevance of different documents for a query by prompting the Gemini model [Team, 2024] (see Table 7 in Appendix for the prompts used). The query, documents, and

| | Low relevance | High relevance |
|-----------------|-------------------------------------------------------------------------------------------------------------------------------------------------------------------------------------------------------------------------------------------------------------------------------------------------------------------------|-----------------------------------------------------------------------------------------------------------------------------------------------------------------------------------------------------------------------------------------------------------------------------------------------------------------------------------------------------------------------------------------------------------------------------------------------------------------------------------------------------------------------------------------------------------------------------------------------------------|
| Low engagement | The Rust-Oleum Stops Rust 12 oz. Gloss Kona The Rust-Oleum Stops Rust 12 oz. Gloss Kona Brown Spray makes it easy to refinish and refresh. Designed to provide ultimate rust preventative protection, this product will also work on previously rusted metal surfaces | Rust is the result of the oxidation of iron. The most common cause is prolonged exposure to water. Any metal that contains iron, including steel, will bond with the oxygen atoms found in water to form a layer of iron oxide, or rust. Rust will increase and speed up the corrosion process, so upkeep is important. here are two ways you can use a potato to remove rust: 1 Simply stab the knife into potato and wait a day or overnight. 2 Slice a potato in half, coat the inside with a generous portion of baking soda, and go to town on the rusted surface with the baking soda-coated potato |
| High engagement | First of all rust is formed when iron is exposed to both oxygen and water/ water vapors. The formula for rust is $Fe_2O_3 \cdot xH_2O$. Now the x varies which determines the extent to which rust is formed. Basically Rust is formed throughout the surface of the iron thus preventing rusting of the inner layers. | |

Table 2: An illustration of the trade-off between engagement and relevance across documents for a query "What is another name for rust?" from the MS MARCO dataset [Bajaj et al., 2018]. A purely relevance-driven approach recommends the third document, which contains the correct answer. However, the answer is not clearly presented, potentially explaining its low predicted engagement. Conversely, a purely engagement-driven approach recommends the second document, which superficially matches keywords but lacks the correct answer.

| | Low relevance | High relevance |
|-----------------|-------------------------------------------------------------------------------------------------------------------------------------------------------------------------------------------------------------------------------------------------------------------------------------------------------------------------------------------------------------------------------------------------------------------------------------------------------------------------------------------------------------------------------------------------------------------------------------------------------------------------------------------------------------------------|-------------------------------------------------------------------------------------------------------------------------------------------------------------------------------------------------------------------------------------------------------------------------------------------------------------|
| Low engagement | Parts wear out with use and age, requiring service or replacement. Even the best quality hot tubs require occasional maintenance. Hot tub repair prices vary widely depending on the nature of the repair. Service calls start at about \$200 and range upwards of \$2,000. Read on to learn more about the cost of specific repairs. Even the best quality hot tubs require occasional maintenance. Hot tub repair prices vary widely depending on the nature of the repair. Service calls start at about \$200 and range upwards of \$2,000. | 1 Pre-fabricated hot tubs cost less, but are still priced between \$3,000 and \$8,000 (for the smaller-sized models). 2 Although you give up some features and styling with inflatable, you can get a good-quality inflatable hot tub starting at about \$500. 3 There is quite a difference in price here. |
| High engagement | Once you determine what kind of decking materials you'll need to build the structure, it's time to get down to price. While the average cost to build a deck averages between \$4,000 and \$10,000, that doesn't account for the materials. Here is the average cost of each decking material, broken down by average price range per board: It's important to know what board sizes you'll need to purchase for your deck. Once you determine what kind of decking materials you'll need to build the structure, it's time to get down to price. While the average cost to build a deck averages between \$4,000 and \$10,000, that doesn't account for the materials. | |

Table 3: An illustration of the trade-off between engagement and relevance across documents for a query "How much does it cost to build a deck with a hot tub?" from the MS MARCO dataset [Bajaj et al., 2018]. An example rated as highly relevant but not engaging does answer the specific question of the hot tub pricing, but ignores the more general context of the price for building the deck, thus potentially rendering it too specific. The low relevance high engagement answer misses the aspect of a hot tub, but does answer the general question of pricing of the deck, thus being a better starting point for the user's exploration.

predicted engagement and relevance scores are reported in Table 2 for a query "What is another name for rust?", and Table 3 for a query "How much does it cost to build a deck with a hot tub?". For query "What is another name for rust?", observe that a purely relevance-driven approach recommends the third document, which contains the correct answer. However, the answer is not clearly presented, potentially explaining its low predicted engagement. Conversely, a purely engagement-driven approach recommends the second document, which superficially matches keywords but lacks the correct answer. Next, for query "How much does it cost to build a deck with a hot tub?", the highly relevant but not engaging document addresses the specific question of the hot tub pricing, but ignores the more general context of the price for building the deck, thus rendering it too specific. The low relevance high engagement answer misses the aspect of a hot tub, but does answer the general question of pricing of the deck, thus arguably being a better initial answer for the user.

The table highlights a common practical challenge: a trade-off often exists between different objectives. For instance, a document deemed most relevant exhibits low predicted engagement, while a more engaging document lacks the correct answer. While scorers focusing exclusively on relevance or engagement could theoretically be Pareto optimal (specifically, if no single document excels at both metrics simultaneously), this scenario underscores that such extreme solutions, though potentially on the Pareto front, may be undesirable in practice. In particular, solely optimizing relevance at the expense of engagement may be desirable for the first query, where the document contains the correct

answer, however it may be less desirable for the second query, where the query intent is more open ended and thus the user may benefit from the high engaging but low relevant document potentially being a better starting point for user’s exploration.

This motivates the need to look beyond simple Pareto optimality and consider methods that explicitly balance competing signals, taking into account per-example differences which might influence which signal should intuitively be preferred. Therefore, in addition to Pareto optimality, it is important to assess whether a solution does not overly favor one of the labels, e.g. via the gap between the per-objective AUC scores (as we consider in §7).

4 The Loss and Label Aggregation Methods

We now formalise two natural approaches for bipartite ranking with multiple binary labels. These aggregate either the *losses* over multiple labels, or the *labels* themselves.

4.1 Loss aggregation

A common strategy in the multi-objective optimization literature to achieve Pareto optimal solutions is to optimize a linear combination of the objectives [Ruchte and Grabocka \[2021\]](#). Such an approach is typically referred to as *linear scalarization*, and may be seen as performing *loss aggregation*. In our case, this amounts to maximizing

$$\sum_{k \in [K]} a_k \cdot \text{AUC}(f; D^{(k)}),$$

for mixing coefficients $a_1, \dots, a_k > 0$. This is equivalent to the following *loss aggregated* AUC objective.

Definition 4.1 (Loss aggregation). For any scorer $f: \mathcal{X} \rightarrow \mathbb{R}$, distribution D^{int} over $(\mathbf{X}, Y^{(1)}, \dots, Y^{(K)})$, and weights $\{a_k > 0\}_{k \in [K]}$, the *loss aggregated AUC* is defined as:

$$\text{AUC}_{\text{LoA}}(f; D^{\text{int}}) \doteq \sum_{k \in [K]} \mathbb{E}_{\mathbf{X}, \mathbf{X}'} \left[a_k \cdot H(f(\mathbf{X}) - f(\mathbf{X}')) \mid Y^{(k)} > Y'^{(k)} \right] \quad (3)$$

For brevity, we subsequently omit the dependence of $\text{AUC}_{\text{LoA}}(f)$ on D^{int} . Given a finite sample $\{(x^{(i)}, y^{(i,1)}, \dots, y^{(i,k)})\}_{i \in [N]}$ drawn from D^{int} , the empirical loss aggregated AUC is

$$\widehat{\text{AUC}}_{\text{LoA}}(f) \propto \sum_{k \in [K]} \sum_{i, j \in P^{(k)}} a_k \cdot H(f(x^{(i)}) - f(x^{(j)})),$$

where $P^{(k)} \doteq \{(i, j) \in [N] \times [N] : \mathbf{1}(y^{(i,k)} > y^{(j,k)})\}$.

4.2 Label aggregation

Weighting the individual per-label AUCs is conceptually simple. An alternative approach is to combine the K labels $(Y^{(1)}, \dots, Y^{(K)})$ via some *aggregation function* ψ to obtain a single new *aggregated* label \bar{Y} [Svore et al. \[2011\]](#), [Agarwal et al. \[2011\]](#), [Dai et al. \[2011\]](#), [Carmel et al. \[2020\]](#), [Wei et al. \[2023\]](#). Given such an aggregated label, one may then maximize the *multi-partite AUC* (2) on \bar{Y} , as follows:

Definition 4.2 (Label aggregation). For any scorer $f: \mathcal{X} \rightarrow \mathbb{R}$, distribution D^{int} over $(\mathbf{X}, Y^{(1)}, \dots, Y^{(K)})$, aggregation function $\psi: \mathcal{Y}^K \rightarrow \bar{\mathcal{Y}}$, and costs $\{c_{\bar{y}\bar{y}'} \geq 0\}_{\bar{y}, \bar{y}' \in \bar{\mathcal{Y}}}$, the *label aggregated AUC* is defined as:

$$\text{AUC}_{\text{LaA}}(f; D^{\text{int}}) \doteq \mathbb{E}_{\mathbf{X}, \mathbf{X}'} \left[c_{\bar{Y}\bar{Y}'} \cdot H(f(\mathbf{X}) - f(\mathbf{X}')) \mid \bar{Y} > \bar{Y}' \right] \quad (4)$$

where $\bar{Y} = \psi(Y^{(1)}, \dots, Y^{(K)})$ and $\bar{\mathcal{Y}} \subseteq [K]$.

Given a finite sample $\{(x^{(i)}, y^{(i,1)}, \dots, y^{(i,k)})\}_{i \in [N]}$ drawn from D^{int} , and $\bar{y}^{(i)} \doteq \sum_{k \in [K]} y^{(i,k)}$, the empirical label aggregated AUC is

$$\widehat{\text{AUC}}_{\text{LaA}}(f) \propto \sum_{i, j \in P} c_{\bar{y}^{(i)}, \bar{y}^{(j)}} \cdot H(f(x^{(i)}) - f(x^{(j)})),$$

where $P \doteq \{(i, j) \in [N] \times [N] : \mathbf{1}(\bar{y}^{(i)} > \bar{y}^{(j)})\}$.

There are several natural choices of aggregation function. For example, we may create an aggregate label through linear weighting $\psi(Y^{(1)}, \dots, Y^{(K)}) = \sum_{k \in [K]} Y^{(k)} \in \{0, 1, \dots, K\}$. Intuitively, this bestows higher certainty in a sample being positive if more of the individual labels are positive. Besides linear weighting, another natural label aggregation mechanism could be to take the product of the labels: $\psi(Y^{(1)}, \dots, Y^{(K)}) = \prod_{k \in [K]} Y^{(k)} \in \{0, 1\}$.

5 Bayes-Optimal Scorers Under Aggregation

We now characterise the set of Bayes-optimal scorers for loss aggregation (Definition 4.1) and label aggregation (Definition 4.2). This shall be a step towards understanding the solutions provided by each method.

5.1 Bayes-optimal scorers for loss aggregation

We first show that any scorer that is optimal for loss aggregation is also Pareto optimal; this follows straight-forwardly from Ruchte and Grabocka [2021].

Proposition 5.1. *For any distributions $\{D^{(k)}\}_{k \in [K]}$ and mixing weights $\{a_k \geq 0\}_{k \in [K]}$, a scorer $f^* : \mathcal{X} \rightarrow \mathbb{R}$ that maximizes the loss aggregated AUC in (3) is Pareto optimal.*

As noted in Section 3, Pareto optimality alone may not suffice to assess the usefulness of a solution. We therefore take a closer look at the form of the Bayes-optimal scorer.

Proposition 5.2. *For any distributions $\{D^{(k)}\}_{k \in [K]}$ and mixing weights $\{a_k \geq 0\}_{k \in [K]}$, any Bayes-optimal scorer f^* for the loss aggregated AUC satisfies*

$$\begin{aligned} \gamma(x) > \gamma(x') &\implies f^*(x) > f^*(x') \\ \gamma(x) &\doteq \frac{1}{K} \sum_{k \in [K]} \frac{a_k}{\pi^{(k)} \cdot (1 - \pi^{(k)})} \cdot \eta^{(k)}(x), \end{aligned} \quad (5)$$

or equally, γ is some non-decreasing transformation of f^* .

Broadly, the final expression is intuitive: the optimal scorers involve a weighted sum of individual class-probability functions $\eta^{(k)}$. In fact, when $K = 1$, this reduces to the standard result for the AUC (Lemma 2.2).

Upon closer inspection, however, (5) reveals a subtlety: for $K > 1$, even for a uniform weighting of the individual label AUCs (i.e., $a_k = 1, \forall k$), the optimal scorers will depend on the underlying class priors $\pi^{(k)}$. Conceptually, this is a surprise: indeed, it is in contrast to the standard behaviour when $K = 1$, wherein the class priors do *not* influence the AUC optimiser in any way.

Practically, this suggests that the choice of the mixing weights a_k determines the extent to which the optimal scorer favors one label over the others. More precisely, the optimal scorer *favors labels that are skewed* ($\pi^{(k)}$ is away from 0.5), over labels that are balanced ($\pi^{(k)} \approx 0.5$). As we shall see in §6.1, this can lead to undesirable behaviour for the loss aggregation objective, unless one commits to a very specific choice of mixing weights a_k . This is unexpected: one might naturally assume that a uniform weighting ($a_k = 1$) would induce scorers that treat all labels equitably.

5.2 Bayes-optimal scorers for label aggregation

Unlike loss aggregation, label aggregation may *not* always produce Pareto optimal solutions. We show this below with additive label aggregation function and with costs $c_{\bar{y}\bar{y}'} = 1$.

Proposition 5.3. *Suppose $\psi(Y^{(1)}, \dots, Y^{(K)}) = \sum_k Y^{(k)}$, and $c_{\bar{y}\bar{y}'} = 1, \forall \bar{y}, \bar{y}' \in \mathcal{Y}$. There exists a set of distributions $\{D^{(k)}\}_{k \in [K]}$, mixing weights $\{a_k \geq 0\}_{k \in [K]}$, and a scorer $f^* : \mathcal{X} \rightarrow \mathbb{R}$ such that f^* maximizes the label aggregated AUC in (4), but is not Pareto optimal.*

Interestingly, this issue can be remedied by making a simple change to the AUC objective. Specifically, we choose the misranking costs to be $c_{\bar{y}\bar{y}'} = \mathbf{1}(\bar{y} > \bar{y}') \cdot |\bar{y} - \bar{y}'|$ in (4), where the cost of misranking

a pair of instances scales linearly with the difference in their aggregated labels. We can then show that the optimal scorers are obtained through simple summation of the class probability functions $\eta^{(k)}(x)$; it follows that the Bayes-optimal scorers are also Pareto optimal.

Proposition 5.4. *Suppose $\psi(Y^{(1)}, \dots, Y^{(K)}) = \sum_k Y^{(k)}$, and $c_{\bar{y}\bar{y}'} = \mathbf{1}(\bar{y} > \bar{y}') \cdot |\bar{y} - \bar{y}'|$. For any distributions $\{D^{(k)}\}_{k \in [K]}$, any Bayes-optimal scorer f^* for the label-aggregated AUC in (4) satisfies*

$$\begin{aligned} \gamma(x) > \gamma(x') &\implies f^*(x) > f^*(x') \\ \gamma(x) &\doteq \sum_{k \in [K]} \eta^{(k)}(x); \end{aligned} \tag{6}$$

or equally, γ is some non-decreasing transformation of f^* . Furthermore, f^* is Pareto optimal w.r.t. $\{D^{(k)}\}_{k \in [K]}$.

Contrasting with the optimal solutions for loss aggregation in Proposition 5.2, we can see that the optimal scorers here equally balance each $\eta^{(k)}$. Crucially, the optimal scorers here do *not* incorporate additional weighting under the hood, and thus *avoid favoring one set of labels over the others*.

We also note that for an *arbitrary* set of costs $c_{\bar{y}\bar{y}'}$, the Bayes-optimal scorer will in general *not* admit a tractable closed-form solution. This is not surprising: indeed, even when $K = 1$, the multi-partite AUC does not have a tractable closed-form scorer in general Uematsu and Lee [2015]. However, for the specific choice of *uniform costs* $c_{\bar{y}\bar{y}'} = 1$, we present scorers that are *asymptotically* optimal for AUC_{LA} (in the limiting case of $K \rightarrow \infty$) under some distributional assumptions; see Theorem C.1 and Corollary C.2 in §C.

6 The Perils of Loss Aggregation

To better highlight the differences between loss aggregation and label aggregation, we consider the special case of deterministic labels, where $\mathbf{P}(Y^{(1)} = y_1, \dots, Y^{(K)} = y_K) \in \{0, 1\}, \forall x \in \mathcal{X}, \mathbf{y} \in \{0, 1\}^K$. Here, we demonstrate that loss aggregation can exhibit undesirable “label dictatorship” behaviour, wherein one label is favoured over another.

6.1 Loss aggregation can yield label dictatorship

We first show that the optimal scorer for loss aggregation exhibits a certain *dictatorial* behavior under the deterministic label setting. This is easy to see when $K = 2$.

Proposition 6.1. *Suppose $\eta^{(k)}(x) \in \{0, 1\}, \forall x \in \mathcal{X}$ and $K = 2$. For mixing weights $a_1, a_2 \geq 0$, denote $\alpha^{(k)} = \frac{a_k}{\pi^{(k)} \cdot (1 - \pi^{(k)})}, k \in \{1, 2\}$. Then any Bayes-optimal scorer f^* for the loss aggregated AUC in (3) satisfies:*

$$\begin{aligned} \text{If } \alpha^{(1)} > \alpha^{(2)} : \\ &\eta^{(1)}(x) > \eta^{(1)}(x') \implies f^*(x) > f^*(x'); \\ \text{If } \alpha^{(2)} > \alpha^{(1)} : \\ &\eta^{(2)}(x) > \eta^{(2)}(x') \implies f^*(x) > f^*(x'). \end{aligned}$$

When $\alpha^{(1)} > \alpha^{(2)}$, the ranking is predominantly determined by $\eta^{(1)}$, and when $\alpha^{(1)} < \alpha^{(2)}$, the ranking is predominantly determined by $\eta^{(2)}$; i.e., *one of the labels acts as a “dictator”* in determining the optimal solution. In contrast, label aggregation results in scorers that equally balance both labels even under uniform costs $c_{\bar{y}\bar{y}'} = 1$.

Proposition 6.2. *Suppose $\eta^{(k)}(x) \in \{0, 1\}, \forall x \in \mathcal{X}$ and $K = 2$. Then for both costs $c_{\bar{y}\bar{y}'} = 1$ and $c_{\bar{y}\bar{y}'} = \mathbf{1}(\bar{y} > \bar{y}') \cdot |\bar{y} - \bar{y}'|$, any Bayes-optimal scorer f^* for the label-aggregated AUC in (4) satisfies*

$$\begin{aligned} \gamma(x) > \gamma(x') &\implies f^*(x) > f^*(x') \\ \gamma(x) &\doteq \eta^{(1)}(x) + \eta^{(2)}(x); \end{aligned} \tag{7}$$

or equally, γ is some non-decreasing transformation of f^* .

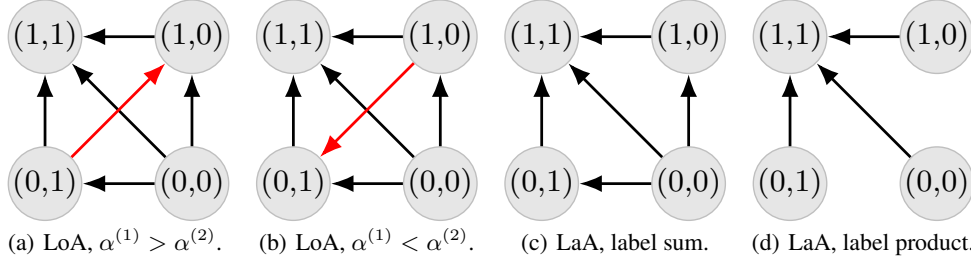


Figure 1: Illustration of partial orders among examples induced by different objectives for two deterministic binary labels for: (a) Loss aggregation with $\alpha^{(1)} > \alpha^{(2)}$; (b) Loss aggregation with $\alpha^{(1)} < \alpha^{(2)}$; (c) Label Aggregation with $\bar{Y} = Y^{(1)} + Y^{(2)}$; (d) Label Aggregation with $\bar{Y} = Y^{(1)} \cdot Y^{(2)}$. As before, $\alpha^{(k)} = \frac{a_k}{\pi^{(k)} \cdot (1 - \pi^{(k)})}$. Each circle denotes an example with values for the two binary labels. An arrow from a circle marked $(y^{(1)}, y^{(2)})$ to a circle marked $(\tilde{y}^{(1)}, \tilde{y}^{(2)})$ indicates that the label combination $(y^{(1)}, y^{(2)})$ is ranked below $(\tilde{y}^{(1)}, \tilde{y}^{(2)})$. The red arrow for the loss aggregation methods depicts the *dictatorial* behavior described in Section 6.1.

6.2 Illustration of label dictatorship

We illustrate the above point in Figure 1 by showing the partial orders induced by the two objectives for two deterministic labels. Each circle in the figure denotes an instance with a combination of two binary labels $(y^{(1)}, y^{(2)})$, and the arrows indicate that a particular combination of labels is ranked below another. We see that based on the value of $\alpha^{(1)}$ and $\alpha^{(2)}$, loss aggregation either *always* ranks the label combination $(1, 0)$ above $(0, 1)$ or always ranks $(1, 0)$ below $(0, 1)$. In contrast, label aggregation methods do not induce any ordering between $(1, 0)$ and $(0, 1)$. To illustrate this point, recall our MS MARCO example (Section 3.3), where $Y^{(1)}$ represents relevance and $Y^{(2)}$ represents engagement. Then, node $(1, 0)$ conceptually corresponds to the document with high relevance but low engagement (bottom-right in Tables 2 and 3), while $(0, 1)$ corresponds to the document with low relevance but high engagement (top-left in Tables 2 and 3).

Thus, the “dictatorial” behavior of Loss Aggregation, highlighted by the red arrows in Figures 1(a) and 1(b), translates to imposing a strict, global preference between high-relevance/low-engagement documents and low-relevance/high-engagement documents. This preference is determined solely by the relative values of $\alpha^{(\text{Relevance})}$ and $\alpha^{(\text{Engagement})}$, which depend on the label skewness and the chosen weights, regardless of the specific query or document content. As argued in Section 3.3, such a fixed global trade-off might be unintuitive or undesirable. In contrast, Label Aggregation avoids imposing a strict order between high-relevance/low-engagement and low-relevance/high-engagement documents, reflecting the inherent difficulty in universally prioritizing one signal over the other.

Before closing, we contrast label aggregation via label product $\bar{Y} = Y^{(1)} \cdot Y^{(2)}$ in Figure 1 with label aggregation by summation. The product aggregation mechanism is more conservative, in that it induces only a subset of the partial orders among label combinations induced by the sum aggregation. We formalize this with the following lemma:

Lemma 6.3. Suppose $\eta^{(k)}(x) \in \{0, 1\}, \forall x \in \mathcal{X}$. Let f_{sum}^* and f_{prod}^* be Bayes-optimal scorers for the label aggregated AUC in (4) with the sum aggregation $Y_{\text{sum}} = \sum_{k \in [K]} Y^{(k)}$ and the product aggregation $Y_{\text{prod}} = \prod_{k \in [K]} Y^{(k)}$ respectively. Then for any $x, x' \in \mathcal{X}$:

- (a) For $\gamma_{\text{sum}}(x) = \sum_{k \in [K]} \eta^{(k)}(x)$,
$$\gamma_{\text{sum}}(x) > \gamma_{\text{sum}}(x') \implies f_{\text{sum}}^*(x) > f_{\text{sum}}^*(x');$$
- (b) For $\gamma_{\text{prod}}(x) = \mathbf{P}(Y^{(1)} = 1, \dots, Y^{(K)} = 1 | X = x)$:
$$\gamma_{\text{prod}}(x) > \gamma_{\text{prod}}(x') \implies f_{\text{prod}}^*(x) > f_{\text{prod}}^*(x');$$
- (c) Furthermore,
$$\gamma_{\text{prod}}(x) > \gamma_{\text{prod}}(x') \implies \gamma_{\text{sum}}(x) > \gamma_{\text{sum}}(x').$$

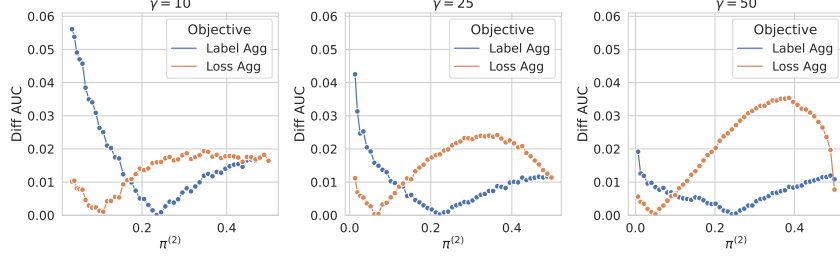


Figure 2: Plot of $|\text{AUC}(\cdot; D^{(1)}) - \text{AUC}(\cdot; D^{(2)})|$ for optimal scorers as a function of skewness in label $Y^{(2)}$. We compare label aggregation and loss aggregation on the synthetic dataset described in §7.1. We fix $\pi^{(1)} = \mathbf{P}(Y^{(1)} = 1) = 0.5$ and vary $\pi^{(2)} = \mathbf{P}(Y^{(2)} = 1)$. The sigmoid scaling parameter γ controls how close the label distribution is to a deterministic distribution (the larger γ , the closer it is to a deterministic distribution). We find loss aggregation to lead to a higher difference between per-label AUC metrics.

7 Experimental Results

We consider a suite of synthetic and real world experiments verifying our theory from the preceding sections.

7.1 Data distribution induces dictatorial ranking

We start with a synthetic 2D prediction task with two labels, and compare loss aggregation and label aggregation as we vary the skewness in the labels. We generate instances $x \in \mathbb{R}^2$ from a uniform distribution over $[-1, 1]^2$. We model the two class probability distributions using a sigmoid linear model, with $\eta^{(1)}(x) = \sigma(\gamma \cdot w_1^\top x)$ and $\eta^{(2)}(x) = \sigma(\gamma \cdot (w_2^\top x - \rho))$, where $\sigma(z) = \frac{1}{1 + \exp(-z)}$ is the sigmoid function, $w_1 = [\frac{1}{\sqrt{2}}, \frac{1}{\sqrt{2}}]^\top$, $w_2 = [0, 1]^\top$, $\gamma > 0$ is a scale parameter, and $\rho \geq 0$ is a shift parameter. The larger the scale parameter γ , the closer are the label distributions to being deterministic. The larger the parameter ρ , the more skewed is the label distribution $\eta^{(2)}(x)$. Specifically, our choice of w_1 ensures that the $\pi^{(1)} = \mathbb{E}[\eta^{(1)}(X)] = 0.5$; we vary the skewness of the second label $\pi^{(2)} = \mathbb{E}[\eta^{(2)}(X)]$ alone by varying ρ .

For each instantiation of the above distributions $D^{(1)}$ and $D^{(2)}$, we compute the Bayes-optimal scorers for both loss aggregation (5) with $a_1 = a_2 = 1$, and label aggregation (6), and evaluate the difference $\Delta_{\text{AUC}} = |\text{AUC}(f; D^{(1)}) - \text{AUC}(f; D^{(2)})|$ on 10^5 samples drawn from $(D^{(1)}, D^{(2)})$. In Figure 2, we plot the differences in the per-label AUC as a function of the second label’s skewness $\pi^{(2)}$. Observe that for most skewness values, the optimal scorer for loss aggregation leads to a larger gap in AUCs between the two labels. This is due to the optimal scorer for loss aggregation (5) closely depending on the label priors $\pi^{(1)}$ and $\pi^{(2)}$. In fact, the closer the distributions are to being deterministic, the larger is Δ_{AUC} for loss aggregation. This observation closely aligns with the dictatorial behavior described in Section 6.1 for loss aggregation under deterministic labels.

7.2 Model training experiments

We next present experiments on a synthetic and two real world datasets with training neural models on loss and label aggregation objectives. When optimizing the AUC-based objectives, following prior works we employ a logistic or hinge surrogate function. See Appendix D.2 for details.

Synthetic. We generate instances $x \in \mathbb{R}^2$ from a uniform distribution over $[-1, 1]^2$. We next draw uniform random vectors $\mu_1, \mu_2, \mu_3, \mu_4$ over $[0, 1]^2$ controlling the skewness label distributions $\eta^{(1)}(x)$ and $\eta^{(2)}(x)$ (see Appendix D.3 for details of the data generation process). Depending on the sampled values, we end up with different marginal skewness of the distributions. We fix the marginal $\pi^{(1)} = 0.5$ and vary $\pi^{(2)}$ to control the effect label skewness on the performance of different techniques. We train a multi-layer perceptron model with varying level of skewness for the second label, while keeping the first label balanced. We report the results in Table 4. We find that the difference between the per-label AUC is the smallest for label aggregation when the distribution for

the second label is imbalanced. Thus, label aggregation better balances between the two objectives, whereas loss aggregation tends to favor one over the other.

Banking. We consider the UCI Banking dataset composed of information about Bank customers (e.g. age, marital status), advertising campaign details and the success thereof [Moro et al. \[2014\]](#). We take the following two variables as targets: *mortgage* (i.e., the information whether the customer has a mortgage loan) and *loan* (i.e., the information whether the customer has a personal loan).

To understand the behavior of the label and loss aggregation methods under heavy label skews, we re-sample this dataset so that the mortgage label contains 90% positives and 10% negatives (it originally contained 56% positives); we leave the loan label proportions as is at 17% positives. We fine-tune the BERT model (the `bert-en-uncased-l-6-h-128-a-2` variant) over concatenated string features prefixed by unique identifiers. We train for 10 epochs using a hinge surrogate loss.

In Table 5, we compare the scorers learned by optimizing the loss aggregate objective (3) with $a_1 = a_2 = 1$ and the label aggregated objective (4). We set the costs $c_{\bar{y}\bar{y}'} = \mathbf{1}(\bar{y} > \bar{y}') \cdot |\bar{y} - \bar{y}'|$. The label aggregation solution is seen to be better than the loss aggregation solution on both labels.

| Objective | 0.5 | 0.6 | 0.7 | 0.8 | 0.9 |
|---------------------|-------------|-------------|-------------|-------------|-------------|
| $AUC(y_1)$ | 0.53 | 0.44 | 0.52 | 0.56 | 0.50 |
| $AUC(y_2)$ | 0.49 | 0.46 | 0.50 | 0.54 | 0.45 |
| AUC_{LaA} | 0.06 | 0.04 | 0.08 | 0.07 | 0.07 |
| $AUC_{LoA}^{(1,1)}$ | 0.05 | 0.13 | 0.09 | 0.11 | 0.10 |

Table 4: $|AUC(y_1) - AUC(y_2)|$ on the synthetic dataset from MLP model training. Each column value (0.5, ..., 0.9) corresponds to the marginal probability $P(y_2 = 1)$. We find label aggregation yields the lowest difference between per-label AUC metrics. Here, $AUC_{LaA} = AUC(y_1 + y_2)$ and $AUC_{LoA}^{(1,1)} = AUC(y_1) + AUC(y_2)$.

| Objective | AUC mortgage | AUC loan |
|------------------------|--------------|-------------|
| $AUC(\text{mortgage})$ | 0.66 | 0.52 |
| $AUC(\text{loan})$ | 0.53 | 0.57 |
| AUC_{LaA} | 0.64 | 0.56 |
| $AUC_{LoA}^{(1,1)}$ | 0.62 | 0.55 |

Table 5: Results on the Banking dataset. While optimizing an objective for an individual label maximizes the corresponding AUC, we find label aggregation to strike a balance between the two evaluation metrics, and to Pareto dominate loss aggregation. Here, $AUC_{LaA} = AUC(\text{mortgage} + \text{loan})$ and $AUC_{LoA}^{(1,1)} = AUC(\text{mortgage}) + AUC(\text{loan})$.

MSLR. We next consider MSLR Web30k, a dataset of users’ query-document interactions [\[Qin and Liu, 2013\]](#). We follow the methodology from [Mahapatra et al. \[2023\]](#) in constructing the target scoring function by removing Query-URL Click Count (Click), and using it in conjunction with the Relevance label. We train an MLP model over the concatenated features and follow hyper-parameters specified in the TensorFlow ranking library [\[Pasumarthi et al., 2019\]](#).

In Table 6, we report results across different objectives. Since the AUC over clicks is always seen to be higher than AUC over relevance, $\min(AUC \text{ click}, AUC \text{ relevance}) = AUC \text{ relevance}$ across all objectives. We find that, compared to the label aggregation solution, loss aggregation solutions tend to over-optimize one metric over the other, depending on the weights. On the other hand, label aggregation yields the highest $\min(AUC \text{ click}, AUC \text{ relevance})$ and Pareto dominates the loss aggregation with equal weights.

| Training Objective | AUC Click | AUC Rel |
|---------------------------------------|-------------|-------------|
| AUC(Click) | 0.74 | 0.61 |
| AUC(Rel) | 0.70 | 0.67 |
| AUC _{LaA} | 0.73 | 0.68 |
| AUC _{LoA} ^(10,1) | 0.71 | 0.67 |
| AUC _{LoA} ^(10,10) | 0.73 | 0.67 |
| AUC _{LoA} ^(10,50) | 0.75 | 0.66 |

Table 6: Results on the MSLR dataset. Learning on both label (click and relevance) helps even when evaluated on each label alone. In this case, neither label aggregation nor loss aggregation is superior over the other over both evaluation metrics. However, label aggregation strikes a better balance between the two objectives, by not excessively favoring one over the other, and achieves the largest minimum AUC over the two labels. Here, $AUC_{LaA} = AUC(\text{Click}) + AUC(\text{Rel})$, $AUC_{LoA}^{(10,1)} = 10 \times AUC(\text{Rel}) + 1 \times AUC(\text{Click})$, $AUC_{LoA}^{(10,10)} = 10 \times AUC(\text{Rel}) + 10 \times AUC(\text{Click})$, $AUC_{LoA}^{(10,50)} = 10 \times AUC(\text{Rel}) + 50 \times AUC(\text{Click})$.

8 Related Work

Bipartite ranking. Bipartite ranking is a fundamental supervised learning problem, with intimate ties to binary classification and class-probability estimation [Narasimhan and Agarwal, 2013]. A large body of work has studied various theoretical aspects of the problem, including statistical generalisation [Agarwal et al., 2005, Agarwal, 2014], consistency of suitable surrogate loss minimisation [Cl  men  on et al., 2008, Uematsu and Lee, 2015, Menon and Williamson, 2016], relation to classic supervised learning problems [Cortes and Mohri, 2003, Kot  owski et al., 2011, Narasimhan and Agarwal, 2013], effective algorithm design [Freund et al., 2003], and extensions to *top-ranking* settings [Rudin, 2009, Agarwal et al., 2011, Li et al., 2014].

Multi-objective ranking. There has been much work on with the goal of finding Pareto dominating solutions Mahapatra et al. [2023]. A primary focus has been on modifying the objective of LambdaMart Burges [2010] and evaluate on the nDCG evaluation metric, which the original LambdaMart objective optimizes the upper bound for Wang et al. [2018]. Two prominent lines of works focus on loss aggregation (or linear scalarization) [Ruchte and Grabocka, 2021] and label aggregation Svore et al. [2011], Agarwal et al. [2011], Dai et al. [2011], Carmel et al. [2020], Wei et al. [2023]. To best of our knowledge, prior works neither considered multi-objective AUC optimization, nor theoretically analyzed the corresponding optimal solutions.

Multi-label ranking. Multi-label classification problems involve learning to predict *multiple* labels associated with a given instance [Tsoumakas et al., 2010, Read et al., 2009, Dembczy  ski et al., 2010]. Multi-label *ranking* problems generalise this to learn a *ranker* over the multiple candidate labels [Brinker et al., 2006, F  rnkranz et al., 2008, Dembczy  ski et al., 2012]. Canonically, such a ranker may be assessed based on an *instance-specific* analogue of the AUC, measuring the expected fraction of disagreements of the label ranking a given instance [Wu et al., 2021]. While the problem setting is similar to what we consider, the goal is fundamentally different: multi-label ranking seeks to produce a score for *every* candidate label, while we seek to produce a *single* score that synthesises the labels.

9 Conclusion and Future Work

We have studied the problem of bipartite ranking from multiple labels, with a characterisation of the Bayes-optimal solutions for two natural techniques: loss aggregation (or linear scalarization), and label aggregation. While these optimal scorers have a similar form, we established that loss aggregation can lead to an undesirable “dictatorship” issue, wherein certain labels are favoured over others.

In future work, it would be of interest to extend our study to encompass *surrogate* losses for the loss and label aggregation strategies. Another interesting direction would be to move beyond AUC to more complex metrics for learning to rank, such as the nDCG [Wang et al., 2013].

Impact Statements

This paper presents work goals of which is to advance the field of machine learning, specifically in the area of bipartite ranking with multiple labels. While there are many potential societal consequences of our work, we don't feel they must be specifically highlighted here. The presented analysis of loss and label aggregation methods provides a deeper understanding of multi-label bipartite ranking, potentially leading to improved algorithms in information retrieval and medical diagnosis applications.

References

- Deepak Agarwal, Bee-Chung Chen, Pradheep Elango, and Xuanhui Wang. Click shaping to optimize multiple objectives. In *Proceedings of the 17th ACM SIGKDD International Conference on Knowledge Discovery and Data Mining*, KDD '11, page 132–140, New York, NY, USA, 2011. Association for Computing Machinery. ISBN 9781450308137. doi: 10.1145/2020408.2020435. URL <https://doi.org/10.1145/2020408.2020435>.
- Shivani Agarwal. Surrogate regret bounds for bipartite ranking via strongly proper losses. *Journal of Machine Learning Research*, 15(49):1653–1674, 2014. URL <http://jmlr.org/papers/v15/agarwal14b.html>.
- Shivani Agarwal and Partha Niyogi. Generalization bounds for ranking algorithms via algorithmic stability. *Journal of Machine Learning Research*, 10(16):441–474, 2009. URL <http://jmlr.org/papers/v10/agarwal09a.html>.
- Shivani Agarwal, Thore Graepel, Ralf Herbrich, Sarel Har-Peled, and Dan Roth. Generalization bounds for the area under the roc curve. *Journal of Machine Learning Research*, 6(14):393–425, 2005. URL <http://jmlr.org/papers/v6/agarwal05a.html>.
- Payal Bajaj, Daniel Campos, Nick Craswell, Li Deng, Jianfeng Gao, Xiaodong Liu, Rangan Majumder, Andrew McNamara, Bhaskar Mitra, Tri Nguyen, Mir Rosenberg, Xia Song, Alina Stoica, Saurabh Tiwary, and Tong Wang. MS MARCO: A human generated machine reading comprehension dataset, 2018. URL <https://arxiv.org/abs/1611.09268>.
- Klaus Brinker, Johannes Fürnkranz, and Eyke Hüllermeier. A unified model for multilabel classification and ranking. In *Proceedings of the 2006 Conference on ECAI 2006: 17th European Conference on Artificial Intelligence August 29 – September 1, 2006, Riva Del Garda, Italy*, page 489–493, NLD, 2006. IOS Press. ISBN 1586036424.
- Christopher J. C. Burges. From RankNet to LambdaRank to LambdaMART: An overview. Technical report, Microsoft Research, 2010. URL <http://research.microsoft.com/en-us/um/people/cburges/tech`reports/MSR-TR-2010-82.pdf>.
- David Carmel, Elad Haramaty, Arnon Lazerson, and Liane Lewin-Eytan. Multi-objective ranking optimization for product search using stochastic label aggregation. In *Proceedings of The Web Conference 2020, WWW '20*, page 373–383, New York, NY, USA, 2020. Association for Computing Machinery. ISBN 9781450370233. doi: 10.1145/3366423.3380122. URL <https://doi.org/10.1145/3366423.3380122>.
- Stéphan Cléménçon, Gábor Lugosi, and Nicolas Vayatis. Ranking and empirical minimization of u-statistics. *The Annals of Statistics*, 36(2):844–874, 2008. ISSN 00905364. URL <http://www.jstor.org/stable/25464648>.
- Corinna Cortes and Mehryar Mohri. Auc optimization vs. error rate minimization. In S. Thrun, L. Saul, and B. Schölkopf, editors, *Advances in Neural Information Processing Systems*, volume 16. MIT Press, 2003. URL <https://proceedings.neurips.cc/paper`files/paper/2003/file/6ef80bb237adf4b6f77d0700e1255907-Paper.pdf>.

- Na Dai, Milad Shokouhi, and Brian D. Davison. Learning to rank for freshness and relevance. In *Proceedings of the 34th International ACM SIGIR Conference on Research and Development in Information Retrieval*, SIGIR '11, page 95–104, New York, NY, USA, 2011. Association for Computing Machinery. ISBN 9781450307574. doi: 10.1145/2009916.2009933. URL <https://doi.org/10.1145/2009916.2009933>.
- Krzysztof Dembczyński, Weiwei Cheng, and Eyke Hüllermeier. Bayes optimal multilabel classification via probabilistic classifier chains. In *Proceedings of the 27th International Conference on International Conference on Machine Learning*, ICML'10, page 279–286, Madison, WI, USA, 2010. Omnipress. ISBN 9781605589077.
- Krzysztof Dembczyński, Wojciech Kotłowski, and Eyke Hüllermeier. Consistent multilabel ranking through univariate loss minimization. In *Proceedings of the 29th International Conference on Machine Learning*, ICML'12, page 1347–1354, Madison, WI, USA, 2012. Omnipress. ISBN 9781450312851.
- Matthias Ehrgott. *Multicriteria Optimization*. Springer, 2005.
- Yoav Freund, Raj Iyer, Robert E. Schapire, and Yoram Singer. An efficient boosting algorithm for combining preferences. *J. Mach. Learn. Res.*, 4(null):933–969, December 2003. ISSN 1532-4435.
- Johannes Fürnkranz, Eyke Hüllermeier, Eneldo Loza Mencía, and Klaus Brinker. Multilabel classification via calibrated label ranking. *Machine learning*, 73(2):133–153, 2008.
- Yunzhong He, Yuxin Tian, Mengjiao Wang, Feier Chen, Licheng Yu, Maolong Tang, Congcong Chen, Ning Zhang, Bin Kuang, and Arul Prakash. Que2engage: Embedding-based retrieval for relevant and engaging products at facebook marketplace. In *Companion Proceedings of the ACM Web Conference 2023*, WWW '23 Companion, page 386–390, New York, NY, USA, 2023. Association for Computing Machinery. ISBN 9781450394192. doi: 10.1145/3543873.3584633. URL <https://doi.org/10.1145/3543873.3584633>.
- Wojciech Kotłowski, Krzysztof Dembczyński, and Eyke Hüllermeier. Bipartite ranking through minimization of univariate loss. In *Proceedings of the 28th International Conference on International Conference on Machine Learning*, ICML'11, page 1113–1120, Madison, WI, USA, 2011. Omnipress. ISBN 9781450306195.
- Wojtek J. Krzanowski and David J. Hand. *ROC Curves for Continuous Data*. Chapman & Hall/CRC, 1st edition, 2009. ISBN 1439800219.
- Erich L Lehmann and Joseph P Romano. *Testing Statistical Hypotheses*. Springer Science & Business Media, 2005.
- Nan Li, Rong Jin, and Zhi-Hua Zhou. Top rank optimization in linear time. In *Proceedings of the 28th International Conference on Neural Information Processing Systems - Volume 1*, NIPS'14, page 1502–1510, Cambridge, MA, USA, 2014. MIT Press.
- Xiao Lin, Hongjie Chen, Changhua Pei, Fei Sun, Xuanji Xiao, Hanxiao Sun, Yongfeng Zhang, Wenwu Ou, and Peng Jiang. A pareto-efficient algorithm for multiple objective optimization in e-commerce recommendation. In *Proceedings of the 13th ACM Conference on recommender systems*, pages 20–28, 2019.
- Tie-Yan Liu. Learning to rank for information retrieval. *Found. Trends Inf. Retr.*, 3(3):225–331, March 2009. ISSN 1554-0669. doi: 10.1561/15000000016. URL <https://doi.org/10.1561/15000000016>.
- Sofus A. Macskassy and Foster Provost. Intelligent information triage. In *Proceedings of the 24th Annual International ACM SIGIR Conference on Research and Development in Information Retrieval*, SIGIR '01, page 318–326, New York, NY, USA, 2001. Association for Computing Machinery. ISBN 1581133316. doi: 10.1145/383952.384015. URL <https://doi.org/10.1145/383952.384015>.
- Debabrata Mahapatra, Chaosheng Dong, Yetian Chen, and Michinari Momma. Multi-label learning to rank through multi-objective optimization. In *Proceedings of the 29th ACM SIGKDD Conference on Knowledge Discovery and Data Mining*, pages 4605–4616, 2023.

- Aditya Menon, Harikrishna Narasimhan, Shivani Agarwal, and Sanjay Chawla. On the statistical consistency of algorithms for binary classification under class imbalance. In Sanjoy Dasgupta and David McAllester, editors, *Proceedings of the 30th International Conference on Machine Learning*, volume 28 of *Proceedings of Machine Learning Research*, pages 603–611, Atlanta, Georgia, USA, 17–19 Jun 2013. PMLR. URL <https://proceedings.mlr.press/v28/menon13a.html>.
- Aditya Krishna Menon and Robert C. Williamson. Bipartite ranking: a risk-theoretic perspective. *Journal of Machine Learning Research*, 17(195):1–102, 2016. URL <http://jmlr.org/papers/v17/14-265.html>.
- Sérgio Moro, Paulo Cortez, and Paulo Rita. A data-driven approach to predict the success of bank telemarketing. *Decision Support Systems*, 62:22–31, 2014. ISSN 0167-9236. doi: <https://doi.org/10.1016/j.dss.2014.03.001>. URL <https://www.sciencedirect.com/science/article/pii/S016792361400061X>.
- Harikrishna Narasimhan and Shivani Agarwal. On the relationship between binary classification, bipartite ranking, and binary class probability estimation. In *Proceedings of the 27th International Conference on Neural Information Processing Systems - Volume 2*, NIPS’13, page 2913–2921, Red Hook, NY, USA, 2013. Curran Associates Inc.
- Kwong Bor Ng and Paul B Kantor. Predicting the effectiveness of naïve data fusion on the basis of system characteristics. *Journal of the American Society for Information Science*, 51(13):1177–1189, 2000.
- Rama Kumar Pasumarthi, Sebastian Bruch, Xuanhui Wang, Cheng Li, Michael Bendersky, Marc Najork, Jan Pfeifer, Nadav Golbandi, Rohan Anil, and Stephan Wolf. Tf-ranking: Scalable tensorflow library for learning-to-rank. In *Proceedings of the 25th ACM SIGKDD International Conference on Knowledge Discovery and Data Mining*, pages 2970–2978, 2019.
- Margaret Sullivan Pepe. *The Statistical Evaluation of Medical Tests for Classification and Prediction*. Oxford University Press, 03 2003. ISBN 9780198509844. doi: 10.1093/oso/9780198509844.001.0001. URL <https://doi.org/10.1093/oso/9780198509844.001.0001>.
- Tao Qin and Tie-Yan Liu. Introducing LETOR 4.0 datasets. *CoRR*, abs/1306.2597, 2013. URL <http://arxiv.org/abs/1306.2597>.
- Jesse Read, Bernhard Pfahringer, Geoff Holmes, and Eibe Frank. Classifier chains for multi-label classification. In Wray Buntine, Marko Grobelnik, Dunja Mladenić, and John Shawe-Taylor, editors, *Machine Learning and Knowledge Discovery in Databases*, pages 254–269, Berlin, Heidelberg, 2009. Springer Berlin Heidelberg. ISBN 978-3-642-04174-7.
- Sashank Reddi, Rama Kumar Pasumarthi, Aditya Menon, Ankit Singh Rawat, Felix Yu, Seungyeon Kim, Andreas Veit, and Sanjiv Kumar. Rankdistil: Knowledge distillation for ranking. In *International Conference on Artificial Intelligence and Statistics*, pages 2368–2376. PMLR, 2021.
- Marco Tulio Ribeiro, Nivio Ziviani, Edleno Silva De Moura, Itamar Hata, Anisio Lacerda, and Adriano Veloso. Multiobjective pareto-efficient approaches for recommender systems. *ACM Trans. Intell. Syst. Technol.*, 5(4), December 2015. ISSN 2157-6904. doi: 10.1145/2629350. URL <https://doi.org/10.1145/2629350>.
- Michael Ruchte and Josif Grabocka. Scalable pareto front approximation for deep multi-objective learning, 2021. URL <https://arxiv.org/abs/2103.13392>.
- Cynthia Rudin. The p-norm push: A simple convex ranking algorithm that concentrates at the top of the list. *Journal of Machine Learning Research*, 10(78):2233–2271, 2009. URL <http://jmlr.org/papers/v10/rudin09b.html>.
- Xiao Sun, Bo Zhang, Chenrui Zhang, Han Ren, and Mingchen Cai. Enhancing personalized ranking with differentiable group auc optimization. *arXiv preprint arXiv:2304.09176*, 2023.
- Krysta M. Svore, Maksims N. Volkovs, and Christopher J.C. Burges. Learning to rank with multiple objective functions. In *Proceedings of the 20th International Conference on World Wide Web*, WWW ’11, page 367–376, New York, NY, USA, 2011. Association for Computing Machinery. ISBN 9781450306324. doi: 10.1145/1963405.1963459. URL <https://doi.org/10.1145/1963405.1963459>.

- John A. Swets. Measuring the accuracy of diagnostic systems. *Science*, 240(4857):1285–1293, 1988. doi: 10.1126/science.3287615. URL <https://www.science.org/doi/abs/10.1126/science.3287615>.
- Shuang Tang, Fangyuan Luo, and Jun Wu. Smooth-auc: Smoothing the path towards rank-based ctr prediction. In *Proceedings of the 45th International ACM SIGIR Conference on Research and Development in Information Retrieval*, pages 2400–2404, 2022.
- Gemini Team. Gemini: A family of highly capable multimodal models, 2024. URL <https://arxiv.org/abs/2312.11805>.
- Grigorios Tsoumakas, Ioannis Katakis, and Ioannis Vlahavas. *Mining Multi-label Data*, pages 667–685. Springer US, Boston, MA, 2010. ISBN 978-0-387-09823-4. doi: 10.1007/978-0-387-09823-4_34. URL https://doi.org/10.1007/978-0-387-09823-4_34.
- Kazuki Uematsu and Yoonkyung Lee. Statistical optimality in multipartite ranking and ordinal regression. *IEEE Transactions on Pattern Analysis and Machine Intelligence*, 37(5):1080–1094, 2015. doi: 10.1109/TPAMI.2014.2360397.
- Rajeev Verma, Daniel Barrejon, and Eric Nalisnick. Learning to defer to multiple experts: Consistent surrogate losses, confidence calibration, and conformal ensembles. In Francisco Ruiz, Jennifer Dy, and Jan-Willem van de Meent, editors, *Proceedings of The 26th International Conference on Artificial Intelligence and Statistics*, volume 206 of *Proceedings of Machine Learning Research*, pages 11415–11434. PMLR, 25–27 Apr 2023. URL <https://proceedings.mlr.press/v206/verma23a.html>.
- Xuanhui Wang, Cheng Li, Nadav Golbandi, Michael Bendersky, and Marc Najork. The lambdaloss framework for ranking metric optimization. In *Proceedings of the 27th ACM International Conference on Information and Knowledge Management, CIKM ’18*, page 1313–1322, New York, NY, USA, 2018. Association for Computing Machinery. ISBN 9781450360142. doi: 10.1145/3269206.3271784. URL <https://doi.org/10.1145/3269206.3271784>.
- Yining Wang, Liwei Wang, Yuanzhi Li, Di He, and Tie-Yan Liu. A theoretical analysis of ndcg type ranking measures. In Shai Shalev-Shwartz and Ingo Steinwart, editors, *Proceedings of the 26th Annual Conference on Learning Theory*, volume 30 of *Proceedings of Machine Learning Research*, pages 25–54, Princeton, NJ, USA, 12–14 Jun 2013. PMLR. URL <https://proceedings.mlr.press/v30/Wang13.html>.
- Jiaheng Wei, Zhaowei Zhu, Tianyi Luo, Ehsan Amid, Abhishek Kumar, and Yang Liu. To aggregate or not? learning with separate noisy labels. In *Proceedings of the 29th ACM SIGKDD Conference on Knowledge Discovery and Data Mining*, pages 2523–2535, 2023.
- Guoqiang Wu, Chongxuan LI, Kun Xu, and Jun Zhu. Rethinking and reweighting the univariate losses for multi-label ranking: Consistency and generalization. In M. Ranzato, A. Beygelzimer, Y. Dauphin, P.S. Liang, and J. Wortman Vaughan, editors, *Advances in Neural Information Processing Systems*, volume 34, pages 14332–14344. Curran Associates, Inc., 2021. URL https://proceedings.neurips.cc/paper_files/paper/2021/file/781397bc0630d47ab531ea850bddcf63-Paper.pdf.

Appendix

Table of Contents

| | |
|---------------------------------------------------------------------------------------|-----------|
| A Additional helper results | 17 |
| B Proofs of results in body | 19 |
| C Additional theoretical results | 23 |
| D Empirical details | 27 |
| D.1 Synthetic data generation for the exhaustive enumeration of the optimal solutions | 27 |
| D.2 Details on AUC optimization | 28 |
| D.3 Details on synthetic training experiments | 28 |

A Additional helper results

Lemma A.1. Let \mathcal{S} denote the set of pairwise scorers $s: \mathcal{X} \times \mathcal{X} \rightarrow \mathbb{R}$ satisfying the symmetry condition: $s(x, x') = s(x', x)$. For any distribution μ and weight function $w: \mathcal{X} \times \mathcal{X} \rightarrow \mathbb{R}$, let

$$s^* \in \operatorname{argmax}_{s \in \mathcal{S}} \mathbb{E}_{\mathbf{X} \sim \mu} \mathbb{E}_{\mathbf{X}' \sim \mu} [w(\mathbf{X}, \mathbf{X}') \cdot H(s(\mathbf{X}, \mathbf{X}'))].$$

Then,

$$s^*(x, x') > 0 \iff w(x, x') - w(x', x) > 0.$$

Proof of Lemma A.1. By symmetry of the expectation, and the definition of $H(\cdot)$, the optimal solution is equivalently

$$\begin{aligned} s^* &\in \operatorname{argmax}_{s \in \mathcal{S}} \mathbb{E}_{\mathbf{X} \sim \mu} \mathbb{E}_{\mathbf{X}' \sim \mu} [w(\mathbf{X}, \mathbf{X}') \cdot H(s(\mathbf{X}, \mathbf{X}')) + w(\mathbf{X}', \mathbf{X}) \cdot H(-s(\mathbf{X}, \mathbf{X}'))] \\ &= \operatorname{argmax}_{s \in \mathcal{S}} \mathbb{E}_{\mathbf{X} \sim \mu} \mathbb{E}_{\mathbf{X}' \sim \mu} \left[\begin{cases} w(\mathbf{X}, \mathbf{X}') & \text{if } s(\mathbf{X}, \mathbf{X}') > 0 \\ w(\mathbf{X}', \mathbf{X}) & \text{if } s(\mathbf{X}, \mathbf{X}') < 0 \\ \frac{w(\mathbf{X}, \mathbf{X}') + w(\mathbf{X}', \mathbf{X})}{2} & \text{if } s(\mathbf{X}, \mathbf{X}') = 0 \end{cases} \right]. \end{aligned}$$

For each fixed $(x, x') \in \mathcal{X} \times \mathcal{X}$, we thus have

$$s^*(x, x') > 0 \iff w(x, x') - w(x', x) > 0.$$

Note that if $w(x, x') = w(x', x)$, then the choice of $s^*(x, x')$ may be arbitrary. \square

Lemma A.2. For any distribution μ and weight function $w: \mathcal{X} \times \mathcal{X} \rightarrow \mathbb{R}$, let

$$f^* \in \operatorname{argmax}_{f: \mathcal{X} \rightarrow \mathbb{R}} \mathbb{E}_{\mathbf{X} \sim \mu} \mathbb{E}_{\mathbf{X}' \sim \mu} [w(\mathbf{X}, \mathbf{X}') \cdot H(f(\mathbf{X}) - f(\mathbf{X}'))].$$

Then, if there exists some $g: \mathcal{X} \rightarrow \mathbb{R}$ such that

$$g(x) > g(x') \iff w(x, x') > w(x', x),$$

we must have

$$f^*(x) > f^*(x') \iff g(x) > g(x').$$

Proof of Lemma A.2. If there exists a g satisfying the prescribed condition, then by Lemma A.1, the optimal scorer over pairs s^* satisfies $s^*(x, x') > 0 \iff g(x) > g(x')$. Thus, the choice of $f^* = g$ will also minimise the objective. \square

Lemma A.3 (Agarwal et al. [2005]). For a scorer $f: \mathcal{X} \rightarrow \mathbb{R}$ and distribution D , the AUC is equally

$$\begin{aligned} \text{AUC}(f; D) &\doteq \mathbb{E}_{\mathbf{X} \sim q_+} \mathbb{E}_{\mathbf{X}' \sim q_-} [H(f(\mathbf{X}) - f(\mathbf{X}'))] \\ H(z) &\doteq 1(z > 0) + \frac{1}{2} \cdot 1(z = 0). \end{aligned} \quad (8)$$

where $q_+(x) = \mathbf{P}(x|y = 1)$ and $q_-(x) = \mathbf{P}(x|y = 0)$ denote the class-conditional distributions.

Proof of Lemma A.3. See proof of Lemma A.5, which is a strict generalisation. \square

Lemma A.4 (Agarwal [2014]). For any scorer $f: \mathcal{X} \rightarrow \mathbb{R}$ and distribution D , the AUC-ROC is equally

$$\begin{aligned} \text{AUC}(f; D) &= \mathbb{E}_{\mathbf{X}, \mathbf{X}'} [w(\mathbf{X}, \mathbf{X}') \cdot H(f(\mathbf{X}) - f(\mathbf{X}'))] \\ w(x, x') &\doteq \frac{1}{\pi(1 - \pi)} \cdot \eta(x) \cdot (1 - \eta(x')). \end{aligned} \quad (9)$$

Proof of Lemma A.4. By an application of Bayes' rule to Lemma A.3,

$$\begin{aligned} \text{AUC}(f; D) &= \mathbb{E}_{\mathbf{X} \sim q_+} \mathbb{E}_{\mathbf{X}' \sim q_-} [H(f(\mathbf{X}) - f(\mathbf{X}'))] \\ &= \frac{1}{\pi \cdot (1 - \pi)} \cdot \mathbb{E}_{\mathbf{X} \sim \mu} \mathbb{E}_{\mathbf{X}' \sim \mu} [\eta(\mathbf{X}) \cdot (1 - \eta(\mathbf{X}')) \cdot H(f(\mathbf{X}) - f(\mathbf{X}'))]. \end{aligned}$$

\square

Lemma A.5 (Uematsu and Lee [2015]). For any scorer $f: \mathcal{X} \rightarrow \mathbb{R}$, distribution D_{mp} , and costs $\{c_{yy'}\}$,

$$\begin{aligned} \text{AUC}(f; D_{\text{mp}}) &= \mathbb{E}_{\mathbf{X} \sim \mu} \mathbb{E}_{\mathbf{X}' \sim \mu} [w(\mathbf{X}, \mathbf{X}') \cdot H(f(\mathbf{X}) - f(\mathbf{X}'))] \\ w(x, x') &\doteq \frac{1}{v} \cdot \sum_{y \in \mathcal{Y}} \sum_{y' \in \mathcal{Y}} 1(y > y') \cdot c_{yy'} \cdot \eta_y(x) \cdot \eta_{y'}(x') \\ v &\doteq \sum_{y \in \mathcal{Y}} \sum_{y' \in \mathcal{Y}} 1(y > y') \cdot c_{yy'} \cdot \pi_y \cdot \pi_{y'}. \end{aligned}$$

Proof of Lemma A.5. We provide a proof for completeness. By definition of conditional expectation,*

$$\begin{aligned} &\text{AUC}(f; D_{\text{mp}}) \\ &= \mathbb{E}_{\mathbf{X}} \mathbb{E}_{\mathbf{X}'} [c_{\mathbf{Y}\mathbf{Y}'} \cdot H(f(\mathbf{X}) - f(\mathbf{X}')) \mid \mathbf{Y} > \mathbf{Y}'] \\ &= \int_{\mathcal{X} \times \mathcal{X}} \sum_{y, y'} [D(x, x', y, y' \mid \mathbf{Y} > \mathbf{Y}') \cdot c_{yy'} \cdot H(f(x) - f(x'))] \, dx \, dx' \\ &= \int_{\mathcal{X} \times \mathcal{X}} \sum_{y, y'} \left[\frac{1(y > y') \cdot D(x, x', y, y')}{D(\mathbf{Y} > \mathbf{Y}')} \cdot c_{yy'} \cdot H(f(x) - f(x')) \right] \, dx \, dx' \\ &= \frac{1}{D(\mathbf{Y} > \mathbf{Y}')} \cdot \int_{\mathcal{X} \times \mathcal{X}} \sum_{y, y'} [1(y > y') \cdot D(x, x') \cdot D(y, y' \mid x, x') \cdot c_{yy'} \cdot H(f(x) - f(x'))] \, dx \, dx' \\ &= \frac{1}{D(\mathbf{Y} > \mathbf{Y}')} \cdot \mathbb{E}_{\mathbf{X} \sim \mu} \mathbb{E}_{\mathbf{X}' \sim \mu} \left[\left[\sum_{y, y'} 1(y > y') \cdot \eta_y(x) \cdot \eta_{y'}(x') \cdot c_{yy'} \right] \cdot H(f(x) - f(x')) \right]. \end{aligned}$$

Now observe that

$$\begin{aligned} D(\mathbf{Y} > \mathbf{Y}') &= \sum_{y \in [L]} \sum_{y' \in [L]} 1(y > y') \cdot \pi_y \cdot \pi_{y'} \\ &= \frac{1}{2} \cdot \left[1 - \sum_{y \in \mathcal{Y}} \pi_y^2 \right]. \end{aligned}$$

\square

*We elide again details on the choice of base measure used to define the density on \mathcal{X} .

Lemma A.6. For any scorer $f: \mathcal{X} \rightarrow \mathbb{R}$ and distributions $\{D^{(k)}\}_{k \in [K]}$, the loss aggregated AUC is

$$\begin{aligned} \text{AUC}_{\text{LoA}}(f) &= \mathbb{E}_{\mathbf{X} \sim \mu} \mathbb{E}_{\mathbf{X}' \sim \mu} [w(\mathbf{X}, \mathbf{X}') \cdot H(f(\mathbf{X}) - f(\mathbf{X}'))] \\ w(x, x') &\doteq \frac{1}{K} \sum_{k \in [K]} \frac{\eta^{(k)}(x) \cdot (1 - \eta^{(k)}(x'))}{\pi^{(k)} \cdot (1 - \pi^{(k)})}. \end{aligned}$$

Proof of Lemma A.6. Building on Definition 2.1, we have

$$\begin{aligned} &\text{AUC}(f; \{D_{\text{bp}}^{(k)}\}_{k \in [K]}) \\ &= \frac{1}{K} \sum_{k \in [K]} \mathbb{E}_{\mathbf{X}} \mathbb{E}_{\mathbf{X}'} [H(f(\mathbf{X}) - f(\mathbf{X}')) \mid \mathbf{Y}^{(k)} > \mathbf{Y}'^{(k)}] \\ &= \frac{1}{K} \sum_{k \in [K]} \frac{1}{\pi^{(k)} \cdot (1 - \pi^{(k)})} \cdot \mathbb{E}_{\mathbf{X} \sim \mu} \mathbb{E}_{\mathbf{X}' \sim \mu} [\eta^{(k)}(\mathbf{X}) \cdot (1 - \eta^{(k)}(\mathbf{X}')) \cdot H(f(\mathbf{X}) - f(\mathbf{X}'))]. \end{aligned}$$

The result thus follows. \square

B Proofs of results in body

Proof of Lemma 2.2. First, observe that by symmetry

$$\begin{aligned} \text{AUC}(f; D) &= \frac{1}{\pi \cdot (1 - \pi)} \cdot \mathbb{E}_{\mathbf{X} \sim \mu} \mathbb{E}_{\mathbf{X}' \sim \mu} [\eta(\mathbf{X}) \cdot (1 - \eta(\mathbf{X}')) \cdot H(f(\mathbf{X}) - f(\mathbf{X}'))] \\ &= \frac{1}{\pi \cdot (1 - \pi)} \cdot \mathbb{E}_{\mathbf{X} \sim \mu} \mathbb{E}_{\mathbf{X}' \sim \mu} \left[\frac{1}{2} \cdot [\eta(\mathbf{X}) \cdot (1 - \eta(\mathbf{X}')) \cdot H(f(\mathbf{X}) - f(\mathbf{X}')) + \right. \\ &\quad \left. \eta(\mathbf{X}') \cdot (1 - \eta(\mathbf{X})) \cdot H(f(\mathbf{X}') - f(\mathbf{X}))] \right] \\ &= \mathbb{E}_{\mathbf{X} \sim \mu} \mathbb{E}_{\mathbf{X}' \sim \mu} \left[\frac{1}{2} \cdot [w(\mathbf{X}, \mathbf{X}') \cdot H(f(\mathbf{X}) - f(\mathbf{X}')) + w(\mathbf{X}', \mathbf{X}) \cdot H(f(\mathbf{X}') - f(\mathbf{X}))] \right]. \end{aligned}$$

Now observe that

$$w(x, x') > w(x', x) \iff \eta(x) > \eta(x').$$

Thus, by Lemma A.2, the optimal scorer satisfies $f^*(x) - f^*(x') > 0 \iff \eta(x) - \eta(x') > 0$. \square

Proof of Lemma 2.4. We provide a proof for $L = 3$ for completeness. For the general case, see [Uematsu and Lee \[2015\]](#).

Observe that

$$\begin{aligned} &w(x, x') - w(x', x) \\ &= \frac{1}{v} \cdot \left[\sum_{y \in \mathcal{Y}} \sum_{y' \in \mathcal{Y}} 1(y > y') \cdot c_{yy'} \cdot \eta_y(x) \cdot \eta_{y'}(x') - \sum_{y \in \mathcal{Y}} \sum_{y' \in \mathcal{Y}} 1(y > y') \cdot c_{yy'} \cdot \eta_y(x') \cdot \eta_{y'}(x) \right] \\ &= \frac{1}{v} \cdot \left[\sum_{y \in \mathcal{Y}} \sum_{y' \in \mathcal{Y}} 1(y > y') \cdot c_{yy'} \cdot \eta_y(x) \cdot \eta_{y'}(x') - \sum_{y \in \mathcal{Y}} \sum_{y' \in \mathcal{Y}} 1(y < y') \cdot c_{y'y} \cdot \eta_y(x) \cdot \eta_{y'}(x') \right] \\ &= \frac{1}{v} \cdot \left[\sum_{y \in \mathcal{Y}} \sum_{y' \in \mathcal{Y}} \alpha_{yy'} \cdot \eta_y(x) \cdot \eta_{y'}(x') \right] \\ &= \frac{1}{v} \cdot \left[\sum_{y \in \mathcal{Y}} \beta_y(x') \cdot \eta_y(x) \right], \end{aligned}$$

where $\alpha_{yy'} \doteq 1(y > y') \cdot c_{yy'} - 1(y < y') \cdot c_{y'y}$, and $\beta_y(x') \doteq \sum_{y' \in \mathcal{Y}} \alpha_{yy'} \cdot \eta_{y'}(x')$. When $L = 3$,

$$\beta_0(x') = -c_{10} \cdot \eta_1(x') - c_{20} \cdot \eta_2(x')$$

$$\begin{aligned}
&= -c_{10} \cdot \eta_1(x') - c_{20} + c_{20} \cdot \eta_0(x') + c_{20} \cdot \eta_1(x') \\
&= c_{20} \cdot \eta_0(x') + (c_{20} - c_{10}) \cdot \eta_1(x') - c_{20} \\
\beta_1(x') &= c_{10} \cdot \eta_0(x') - c_{21} \cdot \eta_2(x') \\
&= c_{10} \cdot \eta_0(x') - c_{21} + c_{21} \cdot \eta_0(x') + c_{21} \cdot \eta_1(x') \\
&= (c_{10} + c_{21}) \cdot \eta_0(x') + c_{21} \cdot \eta_1(x') - c_{21} \\
\beta_2(x') &= c_{20} \cdot \eta_0(x') + c_{21} \cdot \eta_1(x').
\end{aligned}$$

We may rewrite the first two expressions in terms of β_2 :

$$\begin{aligned}
\beta_0(x') &= \beta_2(x') + (c_{20} - c_{10} - c_{21}) \cdot \eta_1(x') - c_{20} \\
\beta_1(x') &= \beta_2(x') + (c_{10} - c_{21} - c_{20}) \cdot \eta_0(x') - c_{21}.
\end{aligned}$$

The claim is that

$$\begin{aligned}
f^*(x) &= \frac{c_{10} \cdot \eta_1(x) + c_{20} \cdot \eta_2(x)}{c_{20} \cdot \eta_0(x) + c_{21} \cdot \eta_1(x)} \\
&= \frac{-c_{20} \cdot \eta_0(x) + (c_{10} - c_{20}) \cdot \eta_1(x) + c_{20}}{c_{20} \cdot \eta_0(x) + c_{21} \cdot \eta_1(x)} \\
&= -\frac{\beta_0(x)}{\beta_2(x)}.
\end{aligned}$$

Observe that

$$\begin{aligned}
\frac{\beta_0(x')}{\beta_2(x')} - \frac{\beta_0(x)}{\beta_2(x)} &= (c_{20} - c_{10} - c_{21}) \cdot \left[\frac{\eta_1(x')}{\beta_2(x')} - \frac{\eta_1(x)}{\beta_2(x)} \right] - c_{20} \cdot \left[\frac{1}{\beta_2(x')} - \frac{1}{\beta_2(x)} \right] \\
&\propto (c_{20} - c_{10} - c_{21}) \cdot [\beta_2(x) \cdot \eta_1(x') - \beta_2(x') \cdot \eta_1(x)] - c_{20} \cdot [\beta_2(x) - \beta_2(x')],
\end{aligned}$$

where the proportionality factor is $\frac{1}{\beta_2(x) \cdot \beta_2(x')} > 0$. Observe that the first term simplifies to:

$$\begin{aligned}
&\beta_2(x) \cdot \eta_1(x') - \beta_2(x') \cdot \eta_1(x) \\
&= [c_{20} \cdot \eta_0(x) + c_{21} \cdot \eta_1(x)] \cdot \eta_1(x') - [c_{20} \cdot \eta_0(x') + c_{21} \cdot \eta_1(x')] \cdot \eta_1(x) \\
&= c_{20} \cdot [\eta_0(x) \cdot \eta_1(x') - \eta_0(x') \cdot \eta_1(x)].
\end{aligned}$$

Thus,

$$\frac{\beta_0(x')}{\beta_2(x')} - \frac{\beta_0(x)}{\beta_2(x)} \propto (c_{20} - c_{10} - c_{21}) \cdot [\eta_0(x) \cdot \eta_1(x') - \eta_0(x') \cdot \eta_1(x)] - [\beta_2(x) - \beta_2(x')].$$

Now observe that

$$\begin{aligned}
&w(x, x') - w(x', x) \\
&= \beta_0(x') \cdot \eta_0(x) + \beta_1(x') \cdot \eta_1(x) + \beta_2(x') \cdot \eta_2(x) \\
&= [\beta_2(x') + (c_{20} - c_{10} - c_{21}) \cdot \eta_1(x') - c_{20}] \cdot \eta_0(x) + \\
&\quad [\beta_2(x') + (c_{10} - c_{21} - c_{20}) \cdot \eta_0(x') - c_{21}] \cdot \eta_1(x) + \beta_2(x') \cdot \eta_2(x) \\
&= \beta_2(x') \cdot \eta_0(x) + (c_{20} - c_{10} - c_{21}) \cdot \eta_1(x') \cdot \eta_0(x) - c_{20} \cdot \eta_0(x) + \\
&\quad \beta_2(x') \cdot \eta_1(x) + (c_{10} - c_{21} - c_{20}) \cdot \eta_0(x') \cdot \eta_1(x) - c_{21} \cdot \eta_1(x) + \beta_2(x') \cdot \eta_2(x) \\
&= (c_{20} - c_{10} - c_{21}) \cdot [\eta_1(x') \cdot \eta_0(x) - \eta_0(x') \cdot \eta_1(x)] + [\beta_2(x') - \beta_2(x)].
\end{aligned}$$

$$\text{Thus, } w(x, x') - w(x', x) > 0 \iff \frac{\beta_0(x')}{\beta_2(x')} > \frac{\beta_0(x)}{\beta_2(x)}. \quad \square$$

Proof of Proposition 5.2. Note that

$$w(x, x') = \frac{1}{K} \sum_{k \in [K]} \frac{1}{\pi^{(k)} \cdot (1 - \pi^{(k)})} \cdot \eta^{(k)}(x) - \frac{1}{K} \sum_{k \in [K]} \frac{1}{\pi^{(k)} \cdot (1 - \pi^{(k)})} \cdot \eta^{(k)}(x) \cdot \eta^{(k)}(x'),$$

and so

$$w(x, x') > w(x', x) \iff \frac{1}{K} \sum_{k \in [K]} \frac{1}{\pi^{(k)} \cdot (1 - \pi^{(k)})} \cdot \eta^{(k)}(x) > \frac{1}{K} \sum_{k \in [K]} \frac{1}{\pi^{(k)} \cdot (1 - \pi^{(k)})} \cdot \eta^{(k)}(x').$$

Thus, it follows that the Bayes-optimal scorer takes the form of the average class probabilities. \square

Proof of Proposition 5.3. Suppose $K = 2$, and let $\bar{Y} = \sum_{k \in [K]} Y^{(k)} \in \{0, 1, \dots, K\}$. Note that $\bar{Y} = 0 \iff Y^{(1)} = 0 \wedge Y^{(2)} = 0$, and similarly $\bar{Y} = 2 \iff Y^{(1)} = 1 \wedge Y^{(2)} = 1$. Further suppose that $Y^{(1)} \perp\!\!\!\perp Y^{(2)} \mid X$. We now have

$$\begin{aligned}\bar{\eta}_0(x) &= (1 - \eta^{(1)}(x)) \cdot (1 - \eta^{(2)}(x)) \\ &= 1 - \eta^{(1)}(x) - \eta^{(2)}(x) + \eta^{(1)}(x) \cdot \eta^{(2)}(x) \\ \bar{\eta}_1(x) &= \eta^{(1)}(x) \cdot (1 - \eta^{(2)}(x)) + (1 - \eta^{(1)}(x)) \cdot \eta^{(2)}(x) \\ &= \eta^{(1)}(x) + \eta^{(2)}(x) - 2 \cdot \eta^{(1)}(x) \cdot \eta^{(2)}(x) \\ \bar{\eta}_2(x) &= \eta^{(1)}(x) \cdot \eta^{(2)}(x).\end{aligned}$$

By Uematsu and Lee [2015, Theorem 3], the Bayes-optimal scorer of AUC with uniform costs against \bar{Y} will preserve the ordering of

$$\begin{aligned}f^*(x) &= \frac{\bar{\eta}_1(x) + \bar{\eta}_2(x)}{\bar{\eta}_0(x) + \bar{\eta}_1(x)} \\ &= \frac{\eta^{(1)}(x) + \eta^{(2)}(x) - \eta^{(1)}(x) \cdot \eta^{(2)}(x)}{1 - \eta^{(1)}(x) \cdot \eta^{(2)}(x)}.\end{aligned}$$

Consider a dataset composed of 6 examples with independently distributed binary scoring functions, with the following distribution $D^{(1)}$ for the first signal: $\eta_1(x_1) = 1, \eta_1(x_2) = 0.2, \eta_1(x_3) = 0.62, \eta_1(x_4) = 0.44, \eta_1(x_5) = 0.56, \eta_1(x_6) = 0.81$, and the following distribution $D^{(2)}$ for the second signal: $\eta_2(x_1) = 0.44, \eta_2(x_2) = 0.56, \eta_2(x_3) = 0.81, \eta_2(x_4) = 1, \eta_2(x_5) = 0.2, \eta_2(x_6) = 0.62$.

The optimal solution for the label aggregation objective is $f_{\text{opt}}^{\text{LA}}(x_1) = 1.78571, f_{\text{opt}}^{\text{LA}}(x_2) = 0.72973, \eta_{\text{opt}}(x_3) = 1.86380, f_{\text{opt}}^{\text{LA}}(x_4) = 1.78571, f_{\text{opt}}^{\text{LA}}(x_5) = 0.72973, f_{\text{opt}}^{\text{LA}}(x_6) = 1.86380$, and yields $\text{AUC}(f_{\text{opt}}^{\text{LA}}; D^{(1)}) = 0.65559$ and $\text{AUC}(f_{\text{opt}}^{\text{LA}}; D^{(2)}) = 0.65559$. That solution is however Pareto dominated by any scoring function following the ordering g of the examples: (4, 0, 2, 5, 1, 3), which yields $\text{AUC}(g; D^{(1)}) = 0.65706$ and $\text{AUC}(g; D^{(2)}) = 0.65862$. \square

Proof of Proposition 5.4. Let $\bar{Y} = \sum_k Y^{(k)} \in \{0, 1, \dots, K\}$ have class probability function $\bar{\eta}: \mathcal{X} \rightarrow \Delta(\{0, 1, \dots, K\})$. By Uematsu and Lee [2015, Corollary 1], with costs $c_{\bar{y}\bar{y}'} = 1(\bar{y} > \bar{y}') \cdot |\bar{y} - \bar{y}'|$, the Bayes-optimal scorer will preserve the ordering of

$$f^*(x) = \mathbb{E}[\bar{Y} \mid X = x] = \sum_{n=0}^K n \cdot \bar{\eta}_n(x) = \sum_{n=1}^K n \cdot \bar{\eta}_n(x).$$

We will show that the above evaluates to $\sum_{k=1}^K \eta^{(k)}(x)$. We start with the RHS:

$$\begin{aligned}& \sum_{k=1}^K \eta^{(k)}(x) \\ &= \sum_{k=1}^K \sum_{\mathbf{y} \in \{0,1\}^K} \mathbf{P}\left(Y^{(1)} = y_1, \dots, Y^{(K)} = y_K \mid X = x\right) \cdot \mathbf{1}(y_k = 1) \\ &= \sum_{k=1}^K \sum_{\mathbf{y} \in \{0,1\}^K} \mathbf{P}\left(Y^{(1)} = y_1, \dots, Y^{(K)} = y_K \mid X = x\right) \cdot \mathbf{1}(y_k = 1) \cdot \mathbf{1}\left(\sum_j y_j \geq 1\right) \\ &= \sum_{k=1}^K \sum_{\mathbf{y} \in \{0,1\}^K} \mathbf{P}\left(Y^{(1)} = y_1, \dots, Y^{(K)} = y_K \mid X = x\right) \cdot \mathbf{1}(y_k = 1) \cdot \sum_{n=1}^K \mathbf{1}\left(\sum_j y_j = n\right) \\ &= \sum_{k=1}^K \sum_{n=1}^K \sum_{\mathbf{y} \in \{0,1\}^K} \mathbf{P}\left(Y^{(1)} = y_1, \dots, Y^{(K)} = y_K \mid X = x\right) \cdot \mathbf{1}(y_k = 1) \cdot \mathbf{1}\left(\sum_j y_j = n\right) \\ &= \sum_{k=1}^K \sum_{n=1}^K \sum_{\mathbf{y} \in \{0,1\}^K} \mathbf{P}\left(Y^{(1)} = y_1, \dots, Y^{(K)} = y_K \mid X = x\right) \cdot \mathbf{1}\left(\sum_j y_j = n\right) \cdot \mathbf{1}(y_k = 1)\end{aligned}$$

$$\begin{aligned}
&= \sum_{n=1}^K \sum_{\mathbf{y} \in \{0,1\}^K} \mathbf{P} \left(Y^{(1)} = y_1, \dots, Y^{(K)} = y_K \mid X = x \right) \cdot \mathbf{1} \left(\sum_j y_j = n \right) \cdot \sum_{k=1}^K \mathbf{1}(y_k = 1) \\
&= \sum_{n=1}^K \sum_{\mathbf{y} \in \{0,1\}^K} \mathbf{P} \left(Y^{(1)} = y_1, \dots, Y^{(K)} = y_K \mid X = x \right) \cdot \mathbf{1} \left(\sum_j y_j = n \right) \cdot n \\
&= \sum_{n=1}^K n \cdot \sum_{\mathbf{y} \in \{0,1\}^K} \mathbf{P} \left(Y^{(1)} = y_1, \dots, Y^{(K)} = y_K \mid X = x \right) \cdot \mathbf{1} \left(\sum_j y_j = n \right) \\
&= \sum_{n=1}^K n \cdot \mathbf{P} \left(\bar{Y} = n \mid X = x \right) \\
&= \sum_{n=1}^K n \cdot \bar{\eta}_n(x).
\end{aligned}$$

Since the optimal scorer has the same form as that for the loss aggregated AUC in Proposition 5.2 when $a_k = \pi^{(k)} \cdot (1 - \pi^{(k)})$, $\forall k$, and we know that the optimal scorers for the loss aggregated AUC are Pareto-optimal from Proposition 5.1, it follows that the above solution is also Pareto-optimal. \square

Proof of Proposition 6.1. We know from Proposition 5.2 that the optimal scorer will preserve the ordering of $f^*(x) = \alpha^{(1)} \cdot \eta^{(1)}(x) + \alpha^{(2)} \cdot \eta^{(2)}(x)$.

We start with the case where $\alpha^{(1)} > \alpha^{(2)}$. Since the labels are deterministic $\eta^{(1)}(x), \eta^{(2)}(x) \in \{0, 1\}$. Hence when $\eta^{(1)}(x) > \eta^{(1)}(x')$, we have that $\eta^{(1)}(x) = 1$ and $\eta^{(1)}(x') = 0$. Therefore

$$\begin{aligned}
f^*(x) &= \alpha^{(1)} + \alpha^{(2)} \cdot \eta^{(2)}(x) \geq \alpha^{(1)} > \alpha^{(2)} \geq \alpha^{(2)} \cdot \eta^{(2)}(x') \\
&= \alpha^{(1)} \cdot \eta^{(1)}(x') + \alpha^{(2)} \cdot \eta^{(2)}(x') = f^*(x').
\end{aligned}$$

Similarly, when $\alpha^{(2)} > \alpha^{(1)}$ and $\eta^{(2)}(x) > \eta^{(2)}(x')$, we have $\eta^{(2)}(x) = 1$ and $\eta^{(2)}(x') = 0$, and therefore:

$$\begin{aligned}
f^*(x) &= \alpha^{(1)} \cdot \eta^{(1)}(x) + \alpha^{(2)} \geq \alpha^{(2)} > \alpha^{(1)} \geq \alpha^{(1)} \cdot \eta^{(1)}(x') \\
&= \alpha^{(1)} \cdot \eta^{(1)}(x') + \alpha^{(2)} \cdot \eta^{(2)}(x') = f^*(x'),
\end{aligned}$$

which completes the proof. \square

Proof of Proposition 6.2. The proof for ordinal costs $c_{\bar{y}\bar{y}'} = 1(\bar{y} > \bar{y}') \cdot |\bar{y} - \bar{y}'|$ follows directly from the more general case in Proposition 5.4.

We now provide the proof for costs $c_{\bar{y}\bar{y}'} = 1$. By Lemma 2.4, since $K = 3$ (\bar{Y} can be 0, 1 or 2), the Bayes-optimal scorer will preserve the ordering of

$$\begin{aligned}
&f^*(x) \\
&= \frac{\bar{\eta}_1(x) + \bar{\eta}_2(x)}{\bar{\eta}_0(x) + \bar{\eta}_1(x)} \\
&= \frac{\mathbf{P}(Y^{(1)} = 0, Y^{(2)} = 1 \mid X = x) + \mathbf{P}(Y^{(1)} = 1, Y^{(2)} = 0 \mid X = x) + \mathbf{P}(Y^{(1)} = 1, Y^{(2)} = 1 \mid X = x)}{\mathbf{P}(Y^{(1)} = 0, Y^{(2)} = 0 \mid X = x) + \mathbf{P}(Y^{(1)} = 0, Y^{(2)} = 1 \mid X = x) + \mathbf{P}(Y^{(1)} = 1, Y^{(2)} = 0 \mid X = x)}.
\end{aligned}$$

We will show that $f^*(x)$ is a strictly monotonic transformation of:

$$\begin{aligned}
\eta^{(1)}(x) + \eta^{(2)}(x) &= \mathbf{P}(Y^{(1)} = 0, Y^{(2)} = 1 \mid X = x) + \mathbf{P}(Y^{(1)} = 1, Y^{(2)} = 0 \mid X = x) \\
&\quad + 2 \cdot \mathbf{P}(Y^{(1)} = 1, Y^{(2)} = 1 \mid X = x).
\end{aligned}$$

Since the labels are deterministic, $\mathbf{P}(Y^{(1)} = i, Y^{(2)} = j \mid X = x) = 1$ for exactly one particular (i, j) . We consider all four possible cases:

(1) $\mathbf{P}(Y^{(1)} = 0, Y^{(2)} = 0 \mid X = x) = 1$. We have: $f^*(x) = 0$ and $\eta^{(1)}(x) + \eta^{(2)}(x) = 0$.

(2) $\mathbf{P}(Y^{(1)} = 0, Y^{(2)} = 1 \mid X = x) = 1$. We have: $f^*(x) = 1$ and $\eta^{(1)}(x) + \eta^{(2)}(x) = 1$.

(3) $\mathbf{P}(Y^{(1)} = 1, Y^{(2)} = 0 \mid X = x) = 1$. We have: $f^*(x) = 1$ and $\eta^{(1)}(x) + \eta^{(2)}(x) = 1$.

(4) $\mathbf{P}(Y^{(1)} = 1, Y^{(2)} = 1 \mid X = x) = 1$. We have: $f^*(x) = \infty$ and $\eta^{(1)}(x) + \eta^{(2)}(x) = 2$.

Clearly, $f^*(x)$ is a strictly monotonic transformation of $\eta^{(1)}(x) + \eta^{(2)}(x)$. \square

Proof of Lemma 6.3. The first statement (a) follows directly from Proposition 5.2.

For the second statement (b), let $\bar{Y} = \prod_k Y^{(k)} \in \{0, 1\}$ have class probability function $\bar{\eta}_{\text{prod}}: \mathcal{X} \rightarrow [0, 1]$. Applying Lemma 2.2, the Bayes-optimal scorer f_{prod}^* will preserve the ordering of:

$$\gamma_{\text{prod}}(x) = \bar{\eta}_{\text{prod}}(x) = \mathbf{P}(Y^{(1)} = 1, \dots, Y^{(K)} = 1 \mid X = x).$$

For the third statement (c), given that the labels are deterministic, we note that $\gamma_{\text{prod}}(x) > \gamma_{\text{prod}}(x')$ implies that $\mathbf{P}(Y^{(1)} = 1, \dots, Y^{(K)} = 1 \mid X = x) = 1$, while $\mathbf{P}(Y^{(1)} = 1, \dots, Y^{(K)} = 1 \mid X = x') = 0$. This indicates that $\gamma_{\text{sum}}(x) = \sum_k \eta^{(k)}(x) = K$ and $\gamma_{\text{sum}}(x') = \sum_k \eta^{(k)}(x') < K$. As a result, $\gamma_{\text{sum}}(x) > \gamma_{\text{sum}}(x')$. \square

C Additional theoretical results

Theorem C.1. Suppose that the labels are binary, i.e., $Y^{(k)} \in \{0, 1\}$ for all $k \in \mathbb{N}_{\geq 1}$, and $a_k > 0$. Assume further that the labels $\{Y^{(k)}\}_{k \in \mathbb{N}_{\geq 1}}$ are jointly independent conditioned on X . Consider the aggregation function $\psi(Y^{(1)}, \dots, Y^{(K)}) = \sum_{k \in [K]} a_k Y^{(k)}$. Define

$$f^* \doteq \operatorname{argmax}_{f: \mathcal{X} \rightarrow \mathbb{R}} \text{AUC}_{\text{LA}}(f; \{D^{(k)}\}),$$

$$\tilde{f}(x) \doteq \phi \left(\sum_{k \in [K]} a_k \eta_k(x) \right),$$

where $\phi: \mathbb{R} \rightarrow \mathbb{R}$ is a strictly increasing function. Then,

$$\begin{aligned} & \text{AUC}_{\text{LA}}(f^*; \{D^{(k)}\}) - \text{AUC}_{\text{LA}}(\tilde{f}; \{D^{(k)}\}) \\ & \leq \psi \left(\mathbb{E}_{X_1, X_2} \left[\frac{\sum_{k \in [K]} a_k^3 \sum_{i \in \{1, 2\}} \eta_k(X_i) (1 - \eta_k(X_i))}{\left(\sum_{k \in [K]} a_k^2 \sum_{i \in \{1, 2\}} \eta_k(X_i) (1 - \eta_k(X_i)) \right)^{3/2}} \right] \right), \end{aligned}$$

where $\psi(t) \triangleq \frac{2t}{1-t}$, and X_1 and X_2 are i.i.d. copies of X .

Corollary C.2. If $a_k = 1$ for all k and $\eta_k(x)$ is bounded away from 0 and 1, i.e., there exists $c \in (0, 1/2)$ such that $\eta_k(x) \in [c, 1 - c]$ for all $k \in \mathbb{N}_{\geq 1}$ and for all $x \in \mathcal{X}$, then the expected AUC difference between the optimal prediction function f^* and \tilde{f} converges to zero with a rate of $O(1/\sqrt{K})$:

$$\text{AUC}_{\text{LA}}(f^*; \{D^{(k)}\}) - \text{AUC}_{\text{LA}}(\tilde{f}; \{D^{(k)}\}) = O\left(\frac{1}{\sqrt{K}}\right).$$

Proof of Theorem C.1. Given a function $f: \mathcal{X} \rightarrow \mathbb{R}$, we first rewrite $\text{AUC}(f; \{D^{(k)}\})$ as follows:

$$\begin{aligned} \text{AUC}_{\text{LA}}(f; \{D^{(k)}\}) &= \mathbb{E} \left[H(f(X_2) - f(X_1) \mid \sum_{k \in [K]} a_k Y_1^{(k)} < \sum_{k \in [K]} a_k Y_2^{(k)}) \right] \\ &= \frac{\mathbb{E} \left[H(f(X_2) - f(X_1)) \mathbb{1}_{\{\sum_{k \in [K]} a_k Y_1^{(k)} < \sum_{k \in [K]} a_k Y_2^{(k)}\}} \right]}{\mathbb{P} \left(\sum_{k \in [K]} a_k Y_1^{(k)} < \sum_{k \in [K]} a_k Y_2^{(k)} \right)} \end{aligned}$$

$$= \frac{\mathbb{E} \left[H(f(\mathbf{X}_2) - f(\mathbf{X}_1)) \mathbb{1}_{\{\sum_{k \in [K]} a_k Y_1^{(k)} < \sum_{k \in [K]} a_k Y_2^{(k)}\}} \right]}{c_K},$$

where

$$\begin{aligned} c_K &\triangleq \mathbb{P} \left(\sum_{k \in [K]} a_k Y_1^{(k)} < \sum_{k \in [K]} a_k Y_2^{(k)} \right) \\ &= \frac{1}{2} \left(1 - \mathbb{P} \left(\sum_{k \in [K]} a_k Y_1^{(k)} - \sum_{k \in [K]} a_k Y_2^{(k)} = 0 \right) \right). \end{aligned}$$

Define

$$\nu(\mathbf{X}_1, \mathbf{X}_2) \triangleq \frac{\sum_{k \in [K]} a_k (\eta_k(\mathbf{X}_2) - \eta_k(\mathbf{X}_1))}{\sqrt{\sum_{k \in [K]} a_k^2 \sum_{i \in \{1,2\}} \eta_k(\mathbf{X}_i) (1 - \eta_k(\mathbf{X}_i))}}$$

and the functionals

$$\begin{aligned} F_K(f) &\triangleq \mathbb{E} \left[H(f(\mathbf{X}_2) - f(\mathbf{X}_1)) \mathbb{1}_{\{\sum_{k \in [K]} a_k Y_1^{(k)} < \sum_{k \in [K]} a_k Y_2^{(k)}\}} \right], \\ F'_K(f) &\triangleq \mathbb{E} [H(f(\mathbf{X}_2) - f(\mathbf{X}_1)) \Phi(\nu(\mathbf{X}_1, \mathbf{X}_2))], \end{aligned}$$

where $\Phi(\cdot)$ is the cumulative distribution function of the standard normal distribution.

Next, we will show that \tilde{f} maximizes $F'_K(\cdot)$. In other words, we aim to prove that for any f ,

$$F'_K(f) \leq F'_K(\tilde{f}).$$

On one hand, we have

$$\begin{aligned} F'_K(f) &= \frac{1}{2} \mathbb{E} [H(f(\mathbf{X}_2) - f(\mathbf{X}_1)) \Phi(\nu(\mathbf{X}_1, \mathbf{X}_2)) + H(f(\mathbf{X}_1) - f(\mathbf{X}_2)) \Phi(\nu(\mathbf{X}_2, \mathbf{X}_1))] \\ &= \frac{1}{2} \mathbb{E} [H(f(\mathbf{X}_2) - f(\mathbf{X}_1)) \Phi(\nu(\mathbf{X}_1, \mathbf{X}_2)) + H(f(\mathbf{X}_1) - f(\mathbf{X}_2)) (1 - \Phi(\nu(\mathbf{X}_1, \mathbf{X}_2)))] \\ &\leq \frac{1}{2} \mathbb{E} [\max \{ \Phi(\nu(\mathbf{X}_1, \mathbf{X}_2)), 1 - \Phi(\nu(\mathbf{X}_1, \mathbf{X}_2)) \}]. \end{aligned}$$

On the other hand, let $S_1 = \sum_{k \in [K]} a_k \eta_k(\mathbf{X}_1)$, $S_2 = \sum_{k \in [K]} a_k \eta_k(\mathbf{X}_2)$, and $\Phi_\nu = \Phi(\nu(\mathbf{X}_1, \mathbf{X}_2))$. Since ϕ is strictly increasing, $H(\tilde{f}(\mathbf{X}_2) - \tilde{f}(\mathbf{X}_1)) = H(S_2 - S_1)$ and $H(\tilde{f}(\mathbf{X}_1) - \tilde{f}(\mathbf{X}_2)) = H(S_1 - S_2)$. Then,

$$\begin{aligned} F'_K(\tilde{f}) &= \mathbb{E} [H(\tilde{f}(\mathbf{X}_2) - \tilde{f}(\mathbf{X}_1)) \Phi(\nu(\mathbf{X}_1, \mathbf{X}_2))] \\ &= \frac{1}{2} \mathbb{E} [H(\tilde{f}(\mathbf{X}_2) - \tilde{f}(\mathbf{X}_1)) \Phi_\nu + H(\tilde{f}(\mathbf{X}_1) - \tilde{f}(\mathbf{X}_2)) (1 - \Phi_\nu)] \\ &= \frac{1}{2} \mathbb{E} \left[\left(\mathbb{1}_{\{S_2 > S_1\}} + \frac{1}{2} \cdot \mathbb{1}_{\{S_2 = S_1\}} \right) \Phi_\nu + \left(\mathbb{1}_{\{S_1 > S_2\}} + \frac{1}{2} \cdot \mathbb{1}_{\{S_2 = S_1\}} \right) (1 - \Phi_\nu) \right] \\ &= \frac{1}{2} \mathbb{E} [\max \{ \Phi_\nu, 1 - \Phi_\nu \}]. \end{aligned}$$

Now, we proceed to bound the gap between $F_K(f)$ and $F'_K(f)$. We first rewrite $F_K(f)$ as

$$\begin{aligned} &F_K(f) \\ &= \mathbb{E} [H(f(\mathbf{X}_2) - f(\mathbf{X}_1)) \mathbb{E} [\mathbb{1}_{\{\sum_{k \in [K]} a_k Y_1^{(k)} < \sum_{k \in [K]} a_k Y_2^{(k)}\}} \mid \mathbf{X}_1, \mathbf{X}_2]] \\ &= \mathbb{E} \left[H(f(\mathbf{X}_2) - f(\mathbf{X}_1)) \mathbb{P} \left(\sum_{k \in [K]} a_k Y_1^{(k)} - \sum_{k \in [K]} a_k Y_2^{(k)} < 0 \mid \mathbf{X}_1, \mathbf{X}_2 \right) \right] \end{aligned}$$

$$\begin{aligned}
&= \mathbb{E} \left[H(f(\mathbf{X}_2) - f(\mathbf{X}_1)) \mathbb{P} \left(\sum_{k \in [K]} Y_k + \sum_{k \in [K]} Y'_k < \sum_{k \in [K]} a_k (\eta_k(\mathbf{X}_2) - \eta_k(\mathbf{X}_1)) \mid \mathbf{X}_1, \mathbf{X}_2 \right) \right] \\
&= \mathbb{E} [H(f(\mathbf{X}_2) - f(\mathbf{X}_1)) \mathbb{P}(S_K < \nu(\mathbf{X}_1, \mathbf{X}_2) \mid \mathbf{X}_1, \mathbf{X}_2)],
\end{aligned}$$

where

$$\begin{aligned}
Y_k &\triangleq a_k \left(Y_1^{(k)} - \eta_k(\mathbf{X}_1) \right), \\
Y'_k &\triangleq -a_k \left(Y_2^{(k)} - \eta_k(\mathbf{X}_2) \right), \\
S_K &\triangleq \frac{\sum_{k \in [K]} Y_k + \sum_{k \in [K]} Y'_k}{\sqrt{\sum_{k \in [K]} a_k^2 \sum_{i \in \{1,2\}} \eta_k(\mathbf{X}_i) (1 - \eta_k(\mathbf{X}_i))}}.
\end{aligned}$$

Note that Y_k and Y'_k have zero mean, i.e., $\mathbb{E}[Y_k \mid \mathbf{X}_1, \mathbf{X}_2] = \mathbb{E}[Y'_k \mid \mathbf{X}_1, \mathbf{X}_2] = 0$. Moreover, we have

$$\begin{aligned}
\mathbb{E}[|Y_k|^2 \mid \mathbf{X}_1, \mathbf{X}_2] &= a_k^2 \mathbb{E} \left[\left| Y_1^{(k)} - \eta_k(\mathbf{X}_1) \right|^2 \mid \mathbf{X}_1, \mathbf{X}_2 \right] \\
&= a_k^2 \eta_k(\mathbf{X}_1) (1 - \eta_k(\mathbf{X}_1)), \\
\mathbb{E}[|Y_k|^3 \mid \mathbf{X}_1, \mathbf{X}_2] &= a_k^3 \mathbb{E} \left[\left| Y_1^{(k)} - \eta_k(\mathbf{X}_1) \right|^3 \mid \mathbf{X}_1, \mathbf{X}_2 \right] \\
&= a_k^3 \eta_k(\mathbf{X}_1) (1 - \eta_k(\mathbf{X}_1)) \left[(1 - \eta_k(\mathbf{X}_1))^2 + \eta_k(\mathbf{X}_1)^2 \right] \\
&\leq \frac{1}{2} a_k^3 \eta_k(\mathbf{X}_1) (1 - \eta_k(\mathbf{X}_1)).
\end{aligned}$$

Similarly,

$$\begin{aligned}
\mathbb{E}[|Y'_k|^2 \mid \mathbf{X}_1, \mathbf{X}_2] &= a_k^2 \eta_k(\mathbf{X}_2) (1 - \eta_k(\mathbf{X}_2)), \\
\mathbb{E}[|Y'_k|^3 \mid \mathbf{X}_1, \mathbf{X}_2] &\leq \frac{1}{2} a_k^3 \eta_k(\mathbf{X}_2) (1 - \eta_k(\mathbf{X}_2)).
\end{aligned}$$

By the Berry-Esseen theorem, for any t ,

$$\begin{aligned}
&|\mathbb{P}(S_K < t \mid \mathbf{X}_1, \mathbf{X}_2) - \Phi(t)| \\
&\leq \left(\sum_{k \in [K]} \mathbb{E}[|Y_k|^2 \mid \mathbf{X}_1, \mathbf{X}_2] + \sum_{k \in [K]} \mathbb{E}[|Y'_k|^2 \mid \mathbf{X}_1, \mathbf{X}_2] \right)^{-3/2} \\
&\quad \left(\sum_{k \in [K]} \mathbb{E}[|Y_k|^3 \mid \mathbf{X}_1, \mathbf{X}_2] + \sum_{k \in [K]} \mathbb{E}[|Y'_k|^3 \mid \mathbf{X}_1, \mathbf{X}_2] \right) \\
&\leq \frac{\sum_{k \in [K]} a_k^3 \sum_{i \in \{1,2\}} \eta_k(\mathbf{X}_i) (1 - \eta_k(\mathbf{X}_i))}{2 \left(\sum_{k \in [K]} a_k^2 \sum_{i \in \{1,2\}} \eta_k(\mathbf{X}_i) (1 - \eta_k(\mathbf{X}_i)) \right)^{3/2}}.
\end{aligned}$$

We can now bound the gap between $F_K(f)$ and $F'_K(f)$:

$$\begin{aligned}
&|F_K(f) - F'_K(f)| \\
&= |\mathbb{E}[H(f(\mathbf{X}_2) - f(\mathbf{X}_1)) \mathbb{P}(S_K < \nu(\mathbf{X}_1, \mathbf{X}_2) \mid \mathbf{X}_1, \mathbf{X}_2)] - \mathbb{E}[H(f(\mathbf{X}_2) - f(\mathbf{X}_1)) \Phi(\nu(\mathbf{X}_1, \mathbf{X}_2))]| \\
&\leq \mathbb{E}[|H(f(\mathbf{X}_2) - f(\mathbf{X}_1))| |\mathbb{P}(S_K < \nu(\mathbf{X}_1, \mathbf{X}_2) \mid \mathbf{X}_1, \mathbf{X}_2) - \Phi(\nu(\mathbf{X}_1, \mathbf{X}_2))|] \\
&\leq \mathbb{E}[|\mathbb{P}(S_K < \nu(\mathbf{X}_1, \mathbf{X}_2) \mid \mathbf{X}_1, \mathbf{X}_2) - \Phi(\nu(\mathbf{X}_1, \mathbf{X}_2))|] \\
&\leq \mathbb{E} \left[\frac{\sum_{k \in [K]} a_k^3 \sum_{i \in \{1,2\}} \eta_k(\mathbf{X}_i) (1 - \eta_k(\mathbf{X}_i))}{2 \left(\sum_{k \in [K]} a_k^2 \sum_{i \in \{1,2\}} \eta_k(\mathbf{X}_i) (1 - \eta_k(\mathbf{X}_i)) \right)^{3/2}} \right].
\end{aligned}$$

Therefore,

$$\begin{aligned}
& F_K(f^*) - F_K(\tilde{f}) \\
&= (F_K(f^*) - F'_K(f^*)) + (F'_K(f^*) - F'_K(\tilde{f})) + (F'_K(\tilde{f}) - F_K(\tilde{f})) \\
&\leq \mathbb{E} \left[\frac{\sum_{k \in [K]} a_k^3 \sum_{i \in \{1,2\}} \eta_k(\mathbf{X}_i) (1 - \eta_k(\mathbf{X}_i))}{\left(\sum_{k \in [K]} a_k^2 \sum_{i \in \{1,2\}} \eta_k(\mathbf{X}_i) (1 - \eta_k(\mathbf{X}_i)) \right)^{3/2}} \right].
\end{aligned}$$

Next, we establish an upper bound for $\mathbb{P} \left(\sum_{k \in [K]} a_k Y_1^{(k)} - \sum_{k \in [K]} a_k Y_2^{(k)} = 0 \right)$:

$$\begin{aligned}
& \mathbb{P} \left(\sum_{k \in [K]} a_k Y_1^{(k)} - \sum_{k \in [K]} a_k Y_2^{(k)} = 0 \right) \\
&= \mathbb{E} \left[\mathbb{P} \left(\sum_{k \in [K]} a_k Y_1^{(k)} - \sum_{k \in [K]} a_k Y_2^{(k)} = 0 \mid \mathbf{X}_1, \mathbf{X}_2 \right) \right] \\
&= \mathbb{E} [\mathbb{P}(S_K = \nu(\mathbf{X}_1, \mathbf{X}_2) \mid \mathbf{X}_1, \mathbf{X}_2)] \\
&= \mathbb{E} \left[\mathbb{P}(S_K \leq \nu(\mathbf{X}_1, \mathbf{X}_2) \mid \mathbf{X}_1, \mathbf{X}_2) - \lim_{t \rightarrow \nu(\mathbf{X}_1, \mathbf{X}_2)^-} \mathbb{P}(S_K \leq t \mid \mathbf{X}_1, \mathbf{X}_2) \right] \\
&= \mathbb{E} \left[\mathbb{P}(S_K \leq \nu(\mathbf{X}_1, \mathbf{X}_2) \mid \mathbf{X}_1, \mathbf{X}_2) - \Phi(\nu(\mathbf{X}_1, \mathbf{X}_2)) - \lim_{t \rightarrow \nu(\mathbf{X}_1, \mathbf{X}_2)^-} (\mathbb{P}(S_K \leq t \mid \mathbf{X}_1, \mathbf{X}_2) - \Phi(t)) \right].
\end{aligned}$$

Taking the absolute value, we get

$$\begin{aligned}
& \mathbb{P} \left(\sum_{k \in [K]} a_k Y_1^{(k)} - \sum_{k \in [K]} a_k Y_2^{(k)} = 0 \right) \\
&\leq \mathbb{E} \left[|\mathbb{P}(S_K \leq \nu(\mathbf{X}_1, \mathbf{X}_2) \mid \mathbf{X}_1, \mathbf{X}_2) - \Phi(\nu(\mathbf{X}_1, \mathbf{X}_2))| + \lim_{t \rightarrow \nu(\mathbf{X}_1, \mathbf{X}_2)^-} |\mathbb{P}(S_K \leq t \mid \mathbf{X}_1, \mathbf{X}_2) - \Phi(t)| \right] \\
&\leq \mathbb{E} \left[\frac{\sum_{k \in [K]} a_k^3 \sum_{i \in \{1,2\}} \eta_k(\mathbf{X}_i) (1 - \eta_k(\mathbf{X}_i))}{\left(\sum_{k \in [K]} a_k^2 \sum_{i \in \{1,2\}} \eta_k(\mathbf{X}_i) (1 - \eta_k(\mathbf{X}_i)) \right)^{3/2}} \right].
\end{aligned}$$

Consequently, we obtain a lower bound for c_K :

$$c_K \geq \max \left\{ \frac{1}{2} \left(1 - \mathbb{E} \left[\frac{\sum_{k \in [K]} a_k^3 \sum_{i \in \{1,2\}} \eta_k(\mathbf{X}_i) (1 - \eta_k(\mathbf{X}_i))}{\left(\sum_{k \in [K]} a_k^2 \sum_{i \in \{1,2\}} \eta_k(\mathbf{X}_i) (1 - \eta_k(\mathbf{X}_i)) \right)^{3/2}} \right] \right), 0 \right\}.$$

Recall that $\text{AUC}_{\text{LaA}}(f; \{D^{(k)}\}) = \frac{F_K(f)}{c_K}$. We then have

$$\begin{aligned}
& \text{AUC}_{\text{LaA}}(f^*; \{D^{(k)}\}) - \text{AUC}_{\text{LaA}}(\tilde{f}; \{D^{(k)}\}) \\
&= \frac{F_K(f^*) - F_K(\tilde{f})}{c_K} \\
&\leq \frac{2\mathbb{E} \left[\frac{\sum_{k \in [K]} a_k^3 \sum_{i \in \{1,2\}} \eta_k(\mathbf{X}_i) (1 - \eta_k(\mathbf{X}_i))}{\left(\sum_{k \in [K]} a_k^2 \sum_{i \in \{1,2\}} \eta_k(\mathbf{X}_i) (1 - \eta_k(\mathbf{X}_i)) \right)^{3/2}} \right]}{\left(1 - \mathbb{E} \left[\frac{\sum_{k \in [K]} a_k^3 \sum_{i \in \{1,2\}} \eta_k(\mathbf{X}_i) (1 - \eta_k(\mathbf{X}_i))}{\left(\sum_{k \in [K]} a_k^2 \sum_{i \in \{1,2\}} \eta_k(\mathbf{X}_i) (1 - \eta_k(\mathbf{X}_i)) \right)^{3/2}} \right] \right)} \\
&= \psi \left(\mathbb{E} \left[\frac{\sum_{k \in [K]} a_k^3 \sum_{i \in \{1,2\}} \eta_k(\mathbf{X}_i) (1 - \eta_k(\mathbf{X}_i))}{\left(\sum_{k \in [K]} a_k^2 \sum_{i \in \{1,2\}} \eta_k(\mathbf{X}_i) (1 - \eta_k(\mathbf{X}_i)) \right)^{3/2}} \right] \right).
\end{aligned}$$

| Label | Input prompt |
|------------|--------------------------------------------------------------------------------------------------------------------------------------------------------------------------------------------------------------------------------------------------------------------------------------------------------------------------------------------------------------------------|
| Engagement | Imagine you are an information retrieval expert. Your aim is to judge whether the following document will be clicked if it is shown for the following query. Query: {query} Document: {document} Do you predict this document will be clicked for this query? Output only yes or no and nothing else. |
| Relevance | Imagine you are an information retrieval expert. Your aim is to judge whether the following document will be considered relevant by a normal user if it is shown for the following query. Query: {query} Document: {document} Do you predict this document will be considered relevant by a normal user for this query? Output only yes or no and nothing else. |

Table 7: Prompts used for predicting engagement and relevance of different documents per query in MS MARCO dataset [Bajaj et al. \[2018\]](#).

□

Proof of Corollary C.2. By Theorem C.1, we have

$$\begin{aligned}
& \text{AUC}_{\text{LaA}}(f^*; \{D^{(k)}\}) - \text{AUC}_{\text{LaA}}(\tilde{f}; \{D^{(k)}\}) \\
& \leq \psi \left(\mathbb{E} \left[\frac{1}{\left(\sum_{k \in [K]} \sum_{i \in \{1,2\}} \eta_k(\mathbf{X}_i) (1 - \eta_k(\mathbf{X}_i)) \right)^{1/2}} \right] \right) \\
& \leq \psi \left(\frac{1}{\sqrt{2c(1-c)K}} \right) \\
& = O \left(\frac{1}{\sqrt{K}} \right).
\end{aligned}$$

□

D Empirical details

In this section we provide details to empirical experiments in the paper.

In Table 7 we summarize the prompts used to obtain relevance and clicks labels for the MS Marco examples shown in Tables 2 and 3.

D.1 Synthetic data generation for the exhaustive enumeration of the optimal solutions

We begin with a synthetic experiment with a goal of verifying our theory pertaining to maximizers of the loss aggregation objectives. We generate a synthetic dataset, and compute the optimal solutions via brute force evaluation;

We consider a two dimensional Gaussian distribution with zero mean and a uniformly sampled covariance matrix Σ . We sample N two-dimensional samples and consider the first dimension to correspond to $y_1(x)$ (clicks) and the second dimension to $y_2(x)$ (relevance). We make the two scores bi-level by thresholding the numbers at 0.

We aim to consider an exhaustive set of hypotheses such that it is possible to conduct a brute force evaluation of different objectives. To this end, we consider the following hypothesis class f . We consider the image of f to be $[P] \doteq \{1, 2, \dots, P\}$. For each sample x and the corresponding relevance scores $y_1(x)$ and $y_2(x)$, if both relevance scores agree, we set $f(x)$ to correspond to

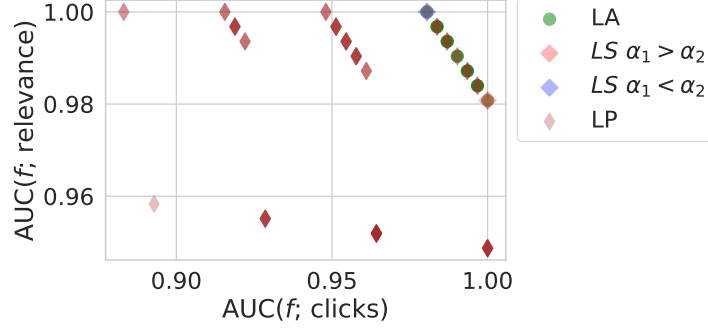


Figure 3: AUC metrics for Bayes-optimal solutions according to different objectives. We confirm the following relations among the per-objective optimal solutions sets: $\mathcal{Y}_{\text{LoA},>}^* \subset \mathcal{Y}_{\text{LoA},=}^* = \mathcal{Y}_{\text{LaA}}^* \subset \mathcal{Y}_{\text{LP}}^*$ and $\mathcal{Y}_{\text{LoA},<}^* \subset \mathcal{Y}_{\text{LoA},=}^* = \mathcal{Y}_{\text{LaA}}^* \subset \mathcal{Y}_{\text{LP}}^*$. Notice the Pareto front is given by a linear function spanned by the solutions corresponding to $\mathcal{Y}_{\text{LoA},<}^*$ and $\mathcal{Y}_{\text{LoA},>}^*$.

$P \cdot y_1(x)$ (i.e., the maximum value if both scores equal 1, and 0 if both scores equal 0). For all remaining x (where $y_1(x) \neq y_2(x)$), we consider all assignments of f from $[P]$. This way, if $y_1(x) \neq y_2(x)$ on M samples, the hypothesis class $\hat{\mathcal{Y}}$ for f consists of P^M hypotheses.

We enumerate different values for the α_1 and α_2 weights in the loss aggregation objective from a cartesian product $[5] \times [5]$, and for each pair of values, we exhaustively enumerate all $f \in \hat{\mathcal{Y}}$ and calculate: the loss aggregation objective $\sum_{k \in [K]} a_k \text{AUC}(f; y_k)$ and both of the per scoring function objectives $\text{AUC}(f; y_1)$ and $\text{AUC}(f; y_2)$. We then do the same for label aggregation and label product objectives.

In the end, we plot the maximizers of loss and label aggregation in Figure 3, and confirm the following characterizations of the optimal solutions:

- (a) $\mathcal{Y}_{\text{LP}}^*$ consists of all assignments of scores from $\{0, 1, 2\}$ to the disagreeing examples (they can disagree in any way, and only need to be smaller than 3).
- (b) $\mathcal{Y}_{\text{LoA},<}^*$ consists of only a single assignment to f to the disagreeing examples such that: f for examples with $y_1(x) > y_2(x)$ is 1 and otherwise it is 2.
- (c) $\mathcal{Y}_{\text{LoA},>}^*$ consists of only a single assignment to f to the disagreeing examples such that: f for examples with $y_1(x) > y_2(x)$ is 2 and otherwise it is 1.
- (d) $\mathcal{Y}_{\text{LoA},=}^*$ consists of all assignments to f to the disagreeing examples such that any relation is satisfied between the two sets of disagreeing examples. This case is equivalent to LA.

D.2 Details on AUC optimization

The indicator function in the AUC definition (1) makes it non-differentiable, and thus, direct AUC optimization is challenging. To mitigate this, previous works propose relaxation of the indicator function with different surrogate functions, including the hinge loss function, the logistic loss function and other choices [Sun et al., 2023, Tang et al., 2022]. Thus, for a surrogate function ϕ , we arrive at the following formulation:

$$\text{AUC}^\phi(f; D) = \mathbb{E}_{\mathbf{X}^+} \mathbb{E}_{\mathbf{X}^-} [\phi(f(\mathbf{X}^+) - f(\mathbf{X}^-))]$$

In our work, unless otherwise stated, we assume a logistic surrogate function ϕ .

D.3 Details on synthetic training experiments

We draw uniform two-dimensional random vectors w_1, w_2 over $[-1, 1]^2$ and calculate label distributions using a sigmoid linear model, with $\eta^{(1)}(x) = \sigma(\gamma \cdot w_1^\top x)$ and $\eta^{(2)}(x) = \sigma(\gamma \cdot ((w_2)^\top x))$,

where $\sigma(z) = \frac{1}{1+\exp(-z)}$ is the sigmoid function. We then sample labels $y_1(x)$ and $y_2(x)$ uniformly from the distributions $\eta^{(1)}(x)$ and $\eta^{(2)}(x)$.

We train a 3-layer MLP model with hidden dimension 256 and ReLU activation over 8k examples for 50 epochs. We evaluate on held out 2k examples.