

Relic gravitational waves from primordial gravitational collapses

Xiang-Xi Zeng,^{1,2,*} Zhuan Ning,^{3,1,4,†} Zi-Yan Yuwen,^{1,2,5,‡}
Shao-Jiang Wang,^{1,6,§} Heling Deng,^{7,¶} and Rong-Gen Cai^{8,**}

¹*Institute of Theoretical Physics, Chinese Academy of Sciences (CAS), Beijing 100190, China*

²*School of Physical Sciences, University of Chinese Academy of Sciences (UCAS), Beijing 100049, China*

³*School of Fundamental Physics and Mathematical Sciences, Hangzhou Institute for Advanced Study (HIAS),*

University of Chinese Academy of Sciences (UCAS), Hangzhou 310024, China

⁴*University of Chinese Academy of Sciences (UCAS), Beijing 100049, China*

⁵*Department of Physics, Stellenbosch University, Matieland 7602, South Africa*

⁶*Asia Pacific Center for Theoretical Physics (APCTP), Pohang 37673, Korea*

⁷*Department of Astronomy, Columbia University, New York, NY 10027, USA*

⁸*Institute of Fundamental Physics and Quantum Technology, Ningbo University, Ningbo, 315211, China*

A large primordial density perturbation of the Hubble scale will gravitationally collapse, generating an outgoing sound shell whether or not a primordial black hole (PBH) is formed. In this Letter, we report a new source of the stochastic gravitational wave background induced by the collision of sound shells in the early Universe. The peak frequency and amplitude in the GW spectrum depend on the Hubble horizon and the abundance of sound shells. Abundant density perturbations would lead to GW backgrounds potentially detectable for future pulsar timing arrays and ground-based/space-borne detectors. For those perturbations that collapse into PBHs, future null detection of the corresponding high-frequency GW background could put new observational constraints on those PBHs that have already evaporated.

Introduction.— Recently, various Pulsar Timing Array (PTA) collaborations (NANOGrav [1], EPTA [2], PPTA [3], and CPTA [4]) have announced possible detections of stochastic gravitational-wave backgrounds (SGWBs). With more upcoming GW detectors (such as space-borne detectors like LISA [5], Taiji [6, 7], and TianQin [8], as well as the more advanced DECIGO [9] and BBO [10], along with ground-based detectors like Einstein Telescope (ET) [11] and Cosmic Explorer (CE) [12]), we might embrace many SGWBs [13] with rich new physics [14, 15]. Therefore, it is both observationally and theoretically appealing to identify a new SGWB.

It has long been expected [16–21] that an outgoing sound shell [22–25] will form along with primordial black hole (PBH) formation from gravitational collapse of a sufficiently large density perturbation of horizon size. In this *Letter*, we will report a new source of SGWBs induced by the superposition of sound waves from gravitational collapses of large density perturbations of horizon size in the early Universe via full numerical relativity. The details of numerical simulations are presented separately in an accompanying long paper [26] on the long-time evolution of such large density perturbations. This *Letter* will focus on the GW phenomenology even if these density perturbations are not large enough to form PBHs.

Sound waves from density perturbations.— PBHs can form in the early Universe if the perturbation amplitude exceeds a critical threshold [27, 28]. For those density perturbations of horizon size that are not sufficiently dense to result in PBH formation, bounces occur, and a shell of density contrast dubbed sound wave propagates outwards, as shown in previous numerical simulation results [16–19]. In the accompanying long paper [26], we find that the sound wave could also form for the case with PBH formation, and hence, we will follow the numerical treatment of the PBH formation.

Assuming spherical symmetry, numerical simulation conventionally solves the Misner-Sharp equations [29] for the motion of the relativistic fluid with a perfect fluid ansatz for the energy-momentum tensor $T^{\mu\nu} = (p + \rho)u^\mu u^\nu + pg^{\mu\nu}$, where u^μ is the fluid four-velocity and p and ρ are related by an equation-of-state parameter $\omega \equiv p/\rho$. The line element with spherical symmetry reads $ds^2 = -A(r, t)^2 dt^2 + B(r, t)^2 dr^2 + R(r, t)^2 d\Omega^2$ with $d\Omega^2 = d\theta^2 + \sin^2(\theta)d\phi^2$. At superhorizon scales, the metric can be approximated at the leading order of gradient expansion as [30]

$$ds^2 = -dt^2 + a(t)^2 \left[\frac{dr^2}{1 - K(r)r^2} + r^2 d\Omega^2 \right], \quad (1)$$

where the initial curvature $K(r)$ encodes the information of curvature perturbations [31, 32] that further induce density perturbations. In this *Letter*, we simply follow the conventional treatment by adopting a Gaussian profile for the initial curvature perturbation,

$$K(r) = \mathcal{A}e^{-(r/r_m)^2}, \quad (2)$$

* zengxiangxi@itp.ac.cn

† ningzhuan17@mails.ucas.ac.cn

‡ yuwenziyan@itp.ac.cn

§ schwang@itp.ac.cn

¶ hd2586@columbia.edu

** cairg@itp.ac.cn

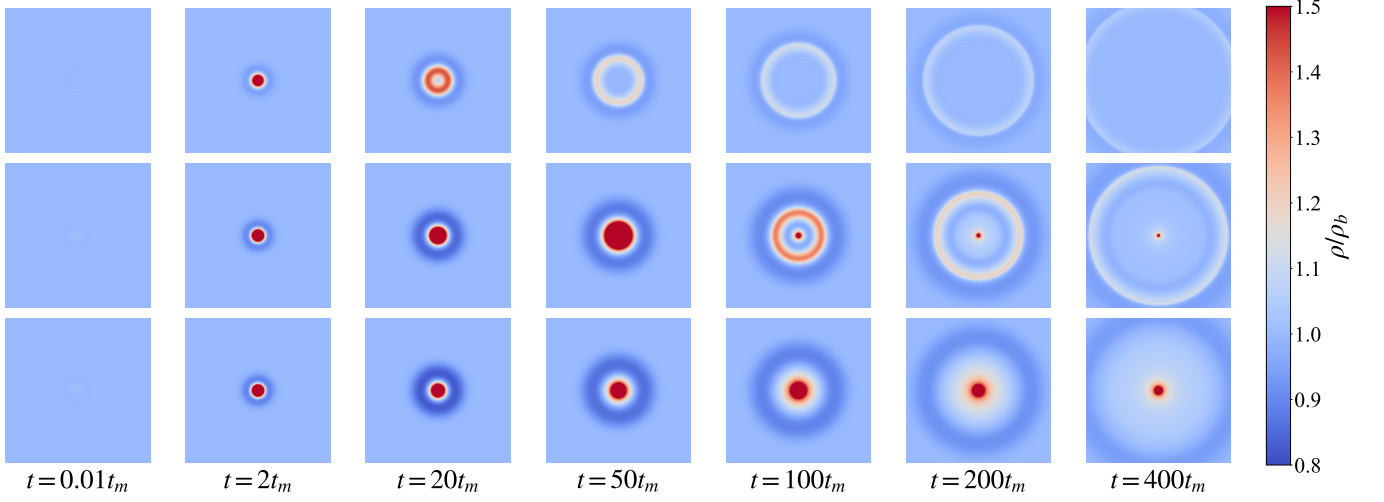


FIG. 1. Evolution of the energy density in the process of PBH formation. The *upper* panel describes the sub-critical case with $\delta_m = 0.3$. In this case, only a sound wave is formed, as the perturbation is not dense enough. The *middle* panel describes the near-critical case with $\delta_m = 0.5$. Due to the large gradient of fluid pressure, both underdense and overdense structures appear. The *lower* panel denotes the super-critical case with $\delta_m = 0.55$. In this case, there is only an underdense structure.

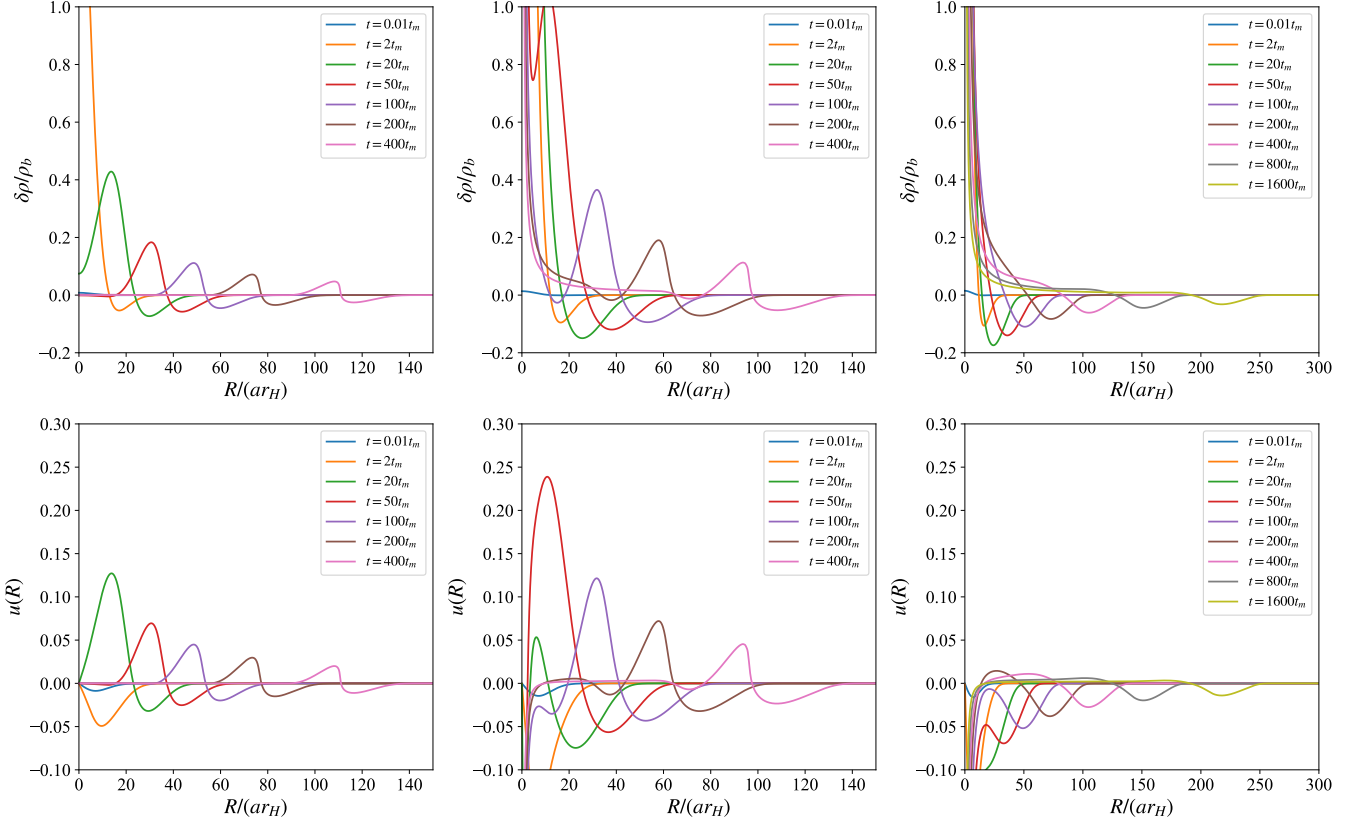


FIG. 2. The density contrasts δ (top row) and the comoving radial velocity u (bottom row) of the fluid for the sub-critical case with $\delta_m = 0.3$ (left column), near-critical case with $\delta_m = 0.5$ (middle column), and super-critical case with $\delta_m = 0.55$ (right column), where the PBHs are formed around $t = 26t_m$ and $t = 8.6t_m$ with the initial PBH comoving radius $r_{\text{PBH}} = 0.59r_H$ and $r_{\text{PBH}} = 1.97r_H$, respectively.

where r_m is the length scale of the perturbation and \mathcal{A} denotes its peak amplitude. The curvature perturbation can induce density contrast $\delta_m \equiv \delta(r_m, t_m)$ at the horizon crossing time t_m via $\delta_m = \frac{3(1+\omega)}{e(5+3\omega)} \mathcal{A} r_m^2$ [32]. With the above initial profile, the threshold for PBH formation is $\delta_c \simeq 0.4977$ in the radiation-dominated (RD) era with $\omega = 1/3$ as obtained in our accompanying long paper [26], which numerically evolves the density perturbation collapse for the first time in the long-time limit. We modify the code developed in Ref. [33] and perform all of our simulations in the RD era, but the generalization to other ω should be straightforward.

Some typical snapshots of our simulations with initial condition $r_m = 10r_H$ (r_H is the initial Hubble horizon) are shown in Fig. 1 from top down for the sub-critical ($\delta_m = 0.3$), near-critical ($\delta_m = 0.5$), and super-critical ($\delta_m = 0.55$) collapse cases. The corresponding radial profiles are shown in Fig. 2 for the density contrast (top row) and comoving velocity normalized by the background fluid velocity (bottom row) in the sub-critical (left column), near-critical (middle column), and super-critical (right column) cases, respectively. Both quantities are expressed in terms of comoving radial coordinates. The shape of the sound shell depends on the amplitude of the perturbation δ_m at horizon reentry. A sub-critical or near-critical case will lead to sound waves with both overdense and underdense shells, for the fluid pressure gradient is large enough to push the fluid away. A super-critical case will only admit an underdense shell.

GW spectra from sound waves.— To estimate the GW spectrum, we closely follow the sound shell model [35–37] (see also Refs. [38–40] for recovering the correct infrared behavior [41]) to adapt to our case as detailed in the *Supplementary Material*, where the only difference is an input velocity power spectrum that sources the energy of GWs. For the case of a first-order phase transition (FOPT) after initial acceleration stage [42], the fluid velocity profile is self-similar [43] driven by a constantly expanding wall until wall collision; from then on, the sound shell propagates freely with its velocity profile at the time as the input in the sound shell model.

In our case, there is no bubble wall pushing outward the sound shell so that we can directly extract from our numerical simulations the velocity profile just a moment before the sound shell collision (to make the sound shell propagate as freely as possible) as the input in the sound shell model, and derive the fluid velocity power spectrum,

$$\langle v_q^i v_k^{j*} \rangle = \sum_{m=1}^N \sum_{n=1}^N \langle \hat{q}^i \hat{k}^j A(q) A^*(k) e^{-i\vec{q} \cdot \vec{x}^{(m)} + i\vec{k} \cdot \vec{x}^{(n)}} e^{i(\omega_q - \omega_k)t_i} \rangle, \quad (3)$$

where $\omega_q \equiv c_s q = q/\sqrt{3}$, N is the number of sound shells at a given spatial point with their center positions labeled

by $\vec{x}^{(m)}$, t_i denotes the time when the sound shell starts to propagate freely¹ and $A(q)$ encodes the information of the initial profile of density contrast and fluid velocity²,

$$A(q) = \frac{1}{2} [f'(q) + i c_s l(q)], \quad (4)$$

$$f(q) = \frac{4\pi}{q} \int_{r_f}^{\infty} dr u(r) \sin(qr), \quad (5)$$

$$l(q) = \frac{3\pi}{q} \int_{r_f}^{\infty} dr \delta(r) r \sin(qr). \quad (6)$$

Here $u(r)$ and $\delta(r)$ are the profiles when the sound shells start to collide, r_f denotes the cutoff scale since the very high-density perturbation inside and around the PBH will not propagate outward and we choose $r_f = 20r_{\text{PBH}}$ for a typical illustration. Other choices of r_f only slightly change the turning-point position in the power spectrum, where the power law changes roughly from k^{-9} to k^{-3}) as shown in the *Supplementary Material*. As for the sub-critical case, we simply take $r_f = 0$. The ensemble average of the velocity power spectrum is taken over all sound shells centered at different positions $\vec{x}^{(m)}$ so that

$$\sum_{m=1}^N \sum_{n=1}^N \langle e^{-i\vec{q} \cdot \vec{x}^{(m)} + i\vec{k} \cdot \vec{x}^{(n)}} \rangle = (2\pi)^3 \delta^3(\vec{q} - \vec{k}) \frac{N}{V_c}, \quad (7)$$

where V_c is the comoving volume of space, and we can define the comoving mean separation of the sound shells in terms of $R_{*c}^{-3} \equiv N/V_c$. Finally, we arrived at

$$\langle v_q^i v_k^{j*} \rangle = \hat{q}^i \hat{q}^j |A(q)|^2 (2\pi)^3 \delta^3(\vec{q} - \vec{k}) \frac{N}{V_c}. \quad (8)$$

For later convenience, we define the dimensionless velocity power spectrum as

$$\mathcal{P}_v \equiv 2 \left(\frac{R_{*c}}{r_H} \right)^3 \frac{q^3}{2\pi^2 R_{*c}^3} |A(q)|^2 = \frac{(qr_H)^3}{\pi^2} |A(qr_H)|^2, \quad (9)$$

then the GW spectrum follows similarly as Ref. [37],

$$\mathcal{P}_{\text{GW}}(y, kr_H) = 3\Gamma^2(H_s a_s R_{*c}) \left(\frac{r_H}{R_{*c}} \right)^7 \frac{(kr_H)^3}{2\pi^2} \times \tilde{P}_{\text{GW}}(kr_H) \Upsilon(y), \quad (10)$$

where y is a time variable defined as $y = a/a_s$, $\Gamma = (\bar{\rho} + \bar{p})/\bar{\rho} \approx 4/3$, the subscript s denotes the time when

¹ This formalism of fluid velocity power spectrum implies that we have assumed all sound shells are formed roughly at the same time, which is the case for the monochromatic PBH formations.

² For a more accurate definition, one refers to Ref. [39]. Nevertheless, their correction relates to infrared behavior, and we are more concerned about the amplitude. Therefore, we ignore this correction for simplicity.

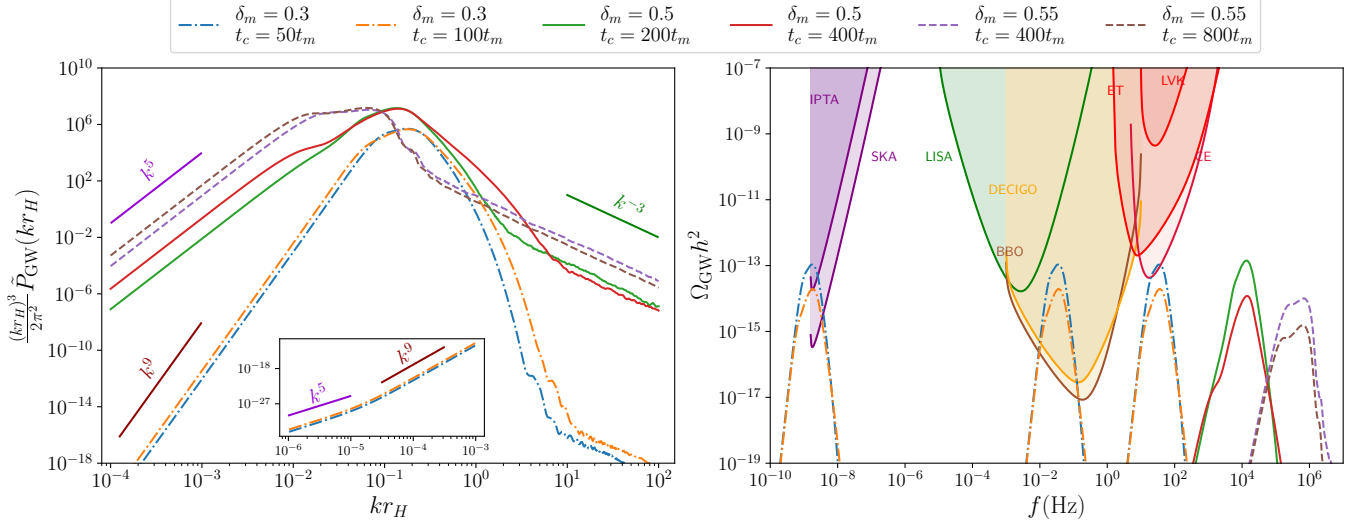


FIG. 3. *Left*: The dimensionless GW power spectrum with an inset to the infrared end. *Right*: The present GW energy density spectrum. We have used [34] to plot the sensitivity curves. In both panels, the dot-dash line denotes the sub-critical case $\delta_m = 0.3$ with collision time $t_c = 50t_m, 100t_m$, while the solid line denotes the near-critical case $\delta_m = 0.5$ with collision time $t_c = 200t_m, 400t_m$, and the dashed line denotes the super-critical case $\delta_m = 0.55$ with collision time $t_c = 400t_m, 800t_m$.

sound wave starts to source the GWs, roughly the time of sound shell collision, Υ is the usual suppression factor due to Hubble expansion [37] that approximates to 1 at radiation dominated era and $2/3$ at matter-dominated era in the long duration limit, and \tilde{P}_{GW} is defined as

$$\tilde{P}_{GW}(kr_H) = \frac{1}{4\pi c_s kr_H} \left(\frac{1 - c_s^2}{c_s^2} \right)^2 \times \int_{z_-}^{z_+} \frac{dz}{z} \frac{(z - z_+)^2 (z - z_-)^2}{z_+ + z_- - z} \bar{P}_v(z) \bar{P}_v(z_+ + z_- - z) \quad (11)$$

with $z = qr_H$, $z_{\pm} = \frac{kr_H}{2c_s}(1 \pm c_s)$, and $\bar{P}(z) = \frac{\pi^2 \mathcal{P}_v(z)}{z^3}$. In the left panel of Fig. 3, we show the dimensionless GW power spectrum $\frac{(kr_H)^3}{2\pi^2} \tilde{P}_{GW}(kr_H)$ at the collision time $t_c = 50t_m, 100t_m$ with a sub-critical $\delta_m = 0.3$, $t_c = 200t_m, 400t_m$ with a near-critical $\delta_m = 0.5$, and $t_c = 400t_m, 800t_m$ with a super-critical $\delta_m = 0.55$, where t_m is the horizon crossing time.

Observational perspectives.— As shown in the *Supplementary Material*, the peak frequency in the GW spectrum is about a quarter [26] of comoving thickness d_c of underdense shell at collisions so that we can define a nearly constant $m \equiv d_c f_{\text{peak}} \simeq \mathcal{O}(1)$. On the other hand, the sound shell model has found that the peak frequency is roughly the sound-shell thickness at free propagation, which has been found in our accompanying long paper [26] that d_c will approach a constant proportionality to the comoving Hubble horizon \mathcal{H}_f at reentry of initial superhorizon perturbations. Therefore, after characterizing $d_c \equiv n\mathcal{H}_f^{-1}$ with $n \simeq \mathcal{O}(1)$, we can estimate the present-day peak frequency $f_0 = (a_f/a_0)f_{\text{peak}} = (a_f/a_0)(m/n)(\mathcal{H}_f/2\pi)$ in terms of PBH

mass $M_{\text{PBH}} = 4\pi\gamma M_{\text{Pl}}^2/H_f$ [27, 28, 44] as

$$f_0 \simeq 1.105 \times 10^{-2} \text{ Hz} \left(\frac{106.75}{g_s(T_f)} \right)^{\frac{1}{12}} \left(\frac{g_s(T_0)}{3.94} \right)^{\frac{1}{3}} \left(\frac{\gamma}{0.2} \right)^{\frac{1}{2}} \times \left(\frac{10^{20} \text{ g}}{M_{\text{PBH}}} \right)^{\frac{1}{2}} \left(\frac{4}{n} \right) \left(\frac{m}{4} \right). \quad (12)$$

Therefore, for PBHs of asteroid mass $M_{\text{PBH}} \simeq 10^{20} \text{ g}$ within the currently open window ($10^{17} - 10^{22} \text{ g}$) with maximally allowable PBH abundance $f_{\text{PBH}} = 1$, the corresponding peak frequency $f_0 \simeq 1.1 \times 10^{-2} \text{ Hz}$ is within the LISA/Taiji/TianQin-DECIGO/BBO frequency range; while for extremely light PBHs of mass $M_{\text{PBH}} < 10^{10} \text{ g}$ that are currently unconstrained, the corresponding peak frequency $f_0 \simeq 1.1 \times 10^3 \text{ Hz}$ is exactly out of the reach of LIGO-Virgo-KAGRA frequency range, that is to say, future GW detectors sensitive to higher frequencies [45] would, in turn, constrain these extremely light PBHs of mass $M_{\text{PBH}} = 10^{-5} - 10^9 \text{ g}$ that would emit Hawking radiation of particles beyond the current standard model of particle physics. For slightly heavier PBHs of mass $M_{\text{PBH}} = 10^{10} - 10^{13} \text{ g}$ constrained by Big Bang nucleosynthesis, the corresponding peak frequency $f_0 \sim 10 - 100 \text{ Hz}$ is fully within the LIGO-Virgo-KAGRA frequency range. As for the sub-critical case, one can similarly obtain

$$f_0 \simeq 1.20 \times 10^6 \text{ Hz} \left(\frac{106.75}{g_s(T_f)} \right)^{\frac{1}{12}} \left(\frac{g_s(T_0)}{3.94} \right)^{\frac{1}{3}} \times \left(\frac{H_f}{0.05 \text{ Mpc}^{-1}} \right)^{\frac{1}{2}} \left(\frac{4}{n} \right) \left(\frac{m}{4} \right). \quad (13)$$

The amplitude is highly correlated to the mean separation R_{*c} of the sound shell, as there is a factor $(r_H/R_{*c})^7$ in \mathcal{P}_{GW} . The GW energy spectrum today is expressed as

$$h^2\Omega_{\text{GW}}(f) = 1.66 \times 10^{-5} \left(\frac{100}{g_s(T_e)} \right)^{1/3} \mathcal{P}_{\text{GW}}(a_e f/a_0), \quad (14)$$

with the subscript e for the time of GW production. In the right panel of Fig. 3, we show the present GW energy density spectrum with collision time $t_c = 50t_m$, $t_c = 100t_m$, $t_c = 200t_m$, $t_c = 400t_m$, and $t_c = 800t_m$, respectively. The comoving mean separation of the sound shell is roughly $R_{*c} = 134r_H$, $R_{*c} = 166r_H$, $R_{*c} = 200r_H$, $R_{*c} = 280r_H$, and $R_{*c} = 380r_H$. As one can see, a larger R_{*c} or a smaller δ_m is usually correlated to a smaller amplitude of the GW energy spectrum.

Constraints on PBH abundance.— One application of this new source of SGWBs is to constrain the abundance of PBHs, especially those that have already evaporated today (see also Ref. [46]). To investigate the PBH abundance, it is more convenient to use the density fraction of PBHs at the epoch of their formation,

$$\beta \equiv \frac{\rho_{\text{PBH}}}{\rho_{\text{FRW}}} \Big|_{a=a_f} = \frac{n_{\text{PBH}} M_{\text{PBH},i}}{n_{\text{H}} M_{\text{H}}} = \frac{\gamma}{R_*^3 H_f^3}, \quad (15)$$

where the subscript f denotes the time when the perturbation re-enters the horizon, and $M_{\text{PBH},i}$ is the initial mass of PBHs given by $M_{\text{PBH},i} = \gamma M_{\text{H}}|_{a_f}$. In our simulation, the collapsing efficiency $\gamma \simeq 0.355$ and $\mathcal{H}_f^{-1} = 10r_H$. Therefore, we can obtain a simple relation between β and R_{*c} , $\beta = 355(r_H/R_{*c})^3$, so that $t_c = 200t_m$ corresponds to $\beta = 4.4 \times 10^{-5}$, $t_c = 400t_m$ corresponds to $\beta = 1.6 \times 10^{-5}$, and $t_c = 800t_m$ corresponds to $\beta = 6.5 \times 10^{-6}$. In the right panel of Fig. 3, we have set $M_{\text{PBH}} \simeq 10^8$ g in the $\delta_m = 0.5$ case and $M_{\text{PBH}} \simeq 10^4$ g in the $\delta_m = 0.55$ case. If future observations reveal null detection for the corresponding high-frequency GWs, then the PBH abundance β could be constrained to be smaller than $\mathcal{O}(10^{-5})$.

Conclusions and discussions.— It is of essential importance to thoroughly study all possible GW sources so as to fully understand the SGWBs in GW detectors. In this *Letter*, we have proposed a new SGWB sourced by the collisions of sound shells from density perturbation collapse, providing an alternative probe into the evaporated PBH mass and abundance. We note here that a previous work [47] has also studied the GW production but *during* the non-spherical collapses of sub-critical scalar perturbations, which is overwhelmed by those scalar-induced GWs (SIGW) at second-order in perturbations [48, 49] (see Ref. [50] for a recent review and references therein). We stress here that our newly proposed SGWB is complementary to both of the above two GW sources, as the SIGW is mainly produced at

horizon crossing, while our SGWB is generated long after horizon crossing when sound waves from gravitational collapses are in full superpositions.

Several aspects of this work could be further explored in future studies: (i) Our evaluation is based on monochromatic density perturbations, assuming that all sound shells are uniformly distributed and formed at roughly the same time. It is natural to consider a spatial or mass distribution, as there might be some cluster effects, which may contribute to a higher amplitude; (ii) As most of our evaluation is numerical, we expect an analytical or semi-analytical profile of sound waves from density perturbation collapse, for this can give us a more general analysis of the final GW energy spectrum; (iii) Our theoretical frame can be applied to other cases where there is a sound wave structure, like PBHs formed from primordial true vacuum bubbles that later become false vacuum bubbles in the radiation era [23]; (iv) As one can see in Fig. 2, the sound wave cannot propagate freely when the separation of the sound shells R_{*c} is too small, which should be considered separately; (v) Not only the sound shell-sound shell collisions but also the sound shell-PBH collisions will generate GWs similar to a recent numerical simulation [51] of bubble wall-PBH collisions.

Acknowledgements.— This work is supported by the National Key Research and Development Program of China Grant No. 2021YFC2203004, No. 2021YFA0718304, and No. 2020YFC2201501, the National Natural Science Foundation of China Grants No. 12422502, No. 12105344, No. 12235019, No. 12047503, No. 12073088, No. 11821505, No. 11991052, and No. 11947302, and the Science Research Grants from the China Manned Space Project with No. CMS-CSST-2021-B01 (supported by China Manned Space Program through its Space Application System). HD was supported by Yuri Levin’s Simons Investigator Grant PG012519.

-
- [1] Gabriella Agazie et al. (NANOGrav), “The NANOGrav 15 yr Data Set: Evidence for a Gravitational-wave Background,” *Astrophys. J. Lett.* **951**, L8 (2023), [arXiv:2306.16213 \[astro-ph.HE\]](#).
 - [2] J. Antoniadis et al. (EPTA, InPTA:), “The second data release from the European Pulsar Timing Array - III. Search for gravitational wave signals,” *Astron. Astrophys.* **678**, A50 (2023), [arXiv:2306.16214 \[astro-ph.HE\]](#).
 - [3] Daniel J. Reardon et al., “Search for an Isotropic Gravitational-wave Background with the Parkes Pulsar Timing Array,” *Astrophys. J. Lett.* **951**, L6 (2023), [arXiv:2306.16215 \[astro-ph.HE\]](#).
 - [4] Heng Xu et al., “Searching for the Nano-Hertz Stochastic Gravitational Wave Background with the Chinese Pulsar Timing Array Data Release I,” *Res. Astron. Astrophys.* **23**, 075024 (2023), [arXiv:2306.16216 \[astro-ph.HE\]](#).
 - [5] Pau Amaro-Seoane et al. (LISA), “Laser Interferome-

- ter Space Antenna,” (2017), [arXiv:1702.00786 \[astro-ph.IM\]](#).
- [6] Wen-Rui Hu and Yue-Liang Wu, “The Taiji Program in Space for gravitational wave physics and the nature of gravity,” *Natl. Sci. Rev.* **4**, 685–686 (2017).
- [7] Wen-Hong Ruan, Zong-Kuan Guo, Rong-Gen Cai, and Yuan-Zhong Zhang, “Taiji program: Gravitational-wave sources,” *Int. J. Mod. Phys. A* **35**, 2050075 (2020), [arXiv:1807.09495 \[gr-qc\]](#).
- [8] Jun Luo et al. (TianQin), “TianQin: a space-borne gravitational wave detector,” *Class. Quant. Grav.* **33**, 035010 (2016), [arXiv:1512.02076 \[astro-ph.IM\]](#).
- [9] S. Kawamura et al., “The Japanese space gravitational wave antenna DECIGO,” *Class. Quant. Grav.* **23**, S125–S132 (2006).
- [10] Vincent Corbin and Neil J. Cornish, “Detecting the cosmic gravitational wave background with the big bang observer,” *Class. Quant. Grav.* **23**, 2435–2446 (2006), [arXiv:gr-qc/0512039](#).
- [11] Michele Maggiore et al. (ET), “Science Case for the Einstein Telescope,” *JCAP* **03**, 050 (2020), [arXiv:1912.02622 \[astro-ph.CO\]](#).
- [12] David Reitze et al., “Cosmic Explorer: The U.S. Contribution to Gravitational-Wave Astronomy beyond LIGO,” *Bull. Am. Astron. Soc.* **51**, 035 (2019), [arXiv:1907.04833 \[astro-ph.IM\]](#).
- [13] Chiara Caprini and Daniel G. Figueroa, “Cosmological Backgrounds of Gravitational Waves,” *Class. Quant. Grav.* **35**, 163001 (2018), [arXiv:1801.04268 \[astro-ph.CO\]](#).
- [14] Rong-Gen Cai, Zhoujian Cao, Zong-Kuan Guo, Shao-Jiang Wang, and Tao Yang, “The Gravitational-Wave Physics,” *Natl. Sci. Rev.* **4**, 687–706 (2017), [arXiv:1703.00187 \[gr-qc\]](#).
- [15] Ligong Bian et al., “The Gravitational-wave physics II: Progress,” *Sci. China Phys. Mech. Astron.* **64**, 120401 (2021), [arXiv:2106.10235 \[gr-qc\]](#).
- [16] I. Hawke and J. M. Stewart, “The dynamics of primordial black hole formation,” *Class. Quant. Grav.* **19**, 3687–3707 (2002).
- [17] Ilia Musco, John C. Miller, and Luciano Rezzolla, “Computations of primordial black hole formation,” *Class. Quant. Grav.* **22**, 1405–1424 (2005), [arXiv:gr-qc/0412063](#).
- [18] Ilia Musco and John C. Miller, “Primordial black hole formation in the early universe: critical behaviour and self-similarity,” *Class. Quant. Grav.* **30**, 145009 (2013), [arXiv:1201.2379 \[gr-qc\]](#).
- [19] Jolyon Bloomfield, Daniel Bulhosa, and Stephen Face, “Formalism for Primordial Black Hole Formation in Spherical Symmetry,” (2015), [arXiv:1504.02071 \[gr-qc\]](#).
- [20] Juan García-Bellido, Bernard Carr, and Sebastien Clesse, “Primordial Black Holes and a Common Origin of Baryons and Dark Matter,” *Universe* **8**, 12 (2021), [arXiv:1904.11482 \[astro-ph.CO\]](#).
- [21] Bernard Carr, Sebastien Clesse, and Juan García-Bellido, “Primordial black holes from the QCD epoch: Linking dark matter, baryogenesis and anthropic selection,” *Mon. Not. Roy. Astron. Soc.* **501**, 1426–1439 (2021), [arXiv:1904.02129 \[astro-ph.CO\]](#).
- [22] Heling Deng and Alexander Vilenkin, “Primordial black hole formation by vacuum bubbles,” *JCAP* **12**, 044 (2017), [arXiv:1710.02865 \[gr-qc\]](#).
- [23] Heling Deng, Alexander Vilenkin, and Masaki Yamada, “CMB spectral distortions from black holes formed by vacuum bubbles,” *JCAP* **07**, 059 (2018), [arXiv:1804.10059 \[gr-qc\]](#).
- [24] Heling Deng, “Spiky CMB distortions from primordial bubbles,” *JCAP* **05**, 037 (2020), [arXiv:2003.02485 \[astro-ph.CO\]](#).
- [25] Heling Deng, “Primordial black hole formation by vacuum bubbles. Part II,” *JCAP* **09**, 023 (2020), [arXiv:2006.11907 \[astro-ph.CO\]](#).
- [26] Zhuang Ning, Xiang-Xi Zeng, Zi-Yan Yuwen, Shao-Jiang Wang, Heling Deng, and Rong-Gen Cai, “Sound waves from primordial black hole formations,” (2025), [arXiv:2504.12243 \[gr-qc\]](#).
- [27] Bernard J. Carr and S. W. Hawking, “Black holes in the early Universe,” *Mon. Not. Roy. Astron. Soc.* **168**, 399–415 (1974).
- [28] Stephen Hawking, “Gravitationally collapsed objects of very low mass,” *Mon. Not. Roy. Astron. Soc.* **152**, 75 (1971).
- [29] Charles W. Misner and David H. Sharp, “Relativistic equations for adiabatic, spherically symmetric gravitational collapse,” *Phys. Rev.* **136**, B571–B576 (1964).
- [30] Masaru Shibata and Misao Sasaki, “Black hole formation in the Friedmann universe: Formulation and computation in numerical relativity,” *Phys. Rev. D* **60**, 084002 (1999), [arXiv:gr-qc/9905064](#).
- [31] J. C. Hidalgo and A. G. Polnarev, “Probability of primordial black hole formation and its dependence on the radial profile of initial configurations,” *Phys. Rev. D* **79**, 044006 (2009), [arXiv:0806.2752 \[astro-ph\]](#).
- [32] Ilia Musco, “Threshold for primordial black holes: Dependence on the shape of the cosmological perturbations,” *Phys. Rev. D* **100**, 123524 (2019), [arXiv:1809.02127 \[gr-qc\]](#).
- [33] Albert Escrivà, “Simulation of primordial black hole formation using pseudo-spectral methods,” *Phys. Dark Univ.* **27**, 100466 (2020), [arXiv:1907.13065 \[gr-qc\]](#).
- [34] K. Schmitz, “New Sensitivity Curves for Gravitational-Wave Experiments,” <https://doi.org/10.5281/zenodo.3689582>.
- [35] Mark Hindmarsh, “Sound shell model for acoustic gravitational wave production at a first-order phase transition in the early Universe,” *Phys. Rev. Lett.* **120**, 071301 (2018), [arXiv:1608.04735 \[astro-ph.CO\]](#).
- [36] Mark Hindmarsh and Mulham Hijazi, “Gravitational waves from first order cosmological phase transitions in the Sound Shell Model,” *JCAP* **1912**, 062 (2019), [arXiv:1909.10040 \[astro-ph.CO\]](#).
- [37] Huai-Ke Guo, Kuver Sinha, Daniel Vagie, and Graham White, “Phase Transitions in an Expanding Universe: Stochastic Gravitational Waves in Standard and Non-Standard Histories,” *JCAP* **01**, 001 (2021), [arXiv:2007.08537 \[hep-ph\]](#).
- [38] Rong-Gen Cai, Shao-Jiang Wang, and Zi-Yan Yuwen, “Hydrodynamic sound shell model,” *Phys. Rev. D* **108**, L021502 (2023), [arXiv:2305.00074 \[gr-qc\]](#).
- [39] Alberto Roper Pol, Simona Procacci, and Chiara Caprini, “Characterization of the gravitational wave spectrum from sound waves within the sound shell model,” *Phys. Rev. D* **109**, 063531 (2024), [arXiv:2308.12943 \[gr-qc\]](#).
- [40] Ramkishor Sharma, Jani Dahl, Axel Brandenburg, and Mark Hindmarsh, “Shallow relic gravitational wave spectrum with acoustic peak,” *JCAP* **12**, 042 (2023),

- [arXiv:2308.12916 \[gr-qc\]](#).
- [41] Rong-Gen Cai, Shi Pi, and Misao Sasaki, “Universal infrared scaling of gravitational wave background spectra,” *Phys. Rev. D* **102**, 083528 (2020), [arXiv:1909.13728 \[astro-ph.CO\]](#).
 - [42] Rong-Gen Cai and Shao-Jiang Wang, “Effective picture of bubble expansion,” *JCAP* **03**, 096 (2021), [arXiv:2011.11451 \[astro-ph.CO\]](#).
 - [43] Jose R. Espinosa, Thomas Konstandin, Jose M. No, and Geraldine Servant, “Energy Budget of Cosmological First-order Phase Transitions,” *JCAP* **1006**, 028 (2010), [arXiv:1004.4187 \[hep-ph\]](#).
 - [44] Misao Sasaki, Teruaki Suyama, Takahiro Tanaka, and Shuichiro Yokoyama, “Primordial black holes—perspectives in gravitational wave astronomy,” *Class. Quant. Grav.* **35**, 063001 (2018), [arXiv:1801.05235 \[astro-ph.CO\]](#).
 - [45] Nancy Aggarwal *et al.*, “Challenges and opportunities of gravitational-wave searches at MHz to GHz frequencies,” *Living Rev. Rel.* **24**, 4 (2021), [arXiv:2011.12414 \[gr-qc\]](#).
 - [46] Gabriele Franciolini and Paolo Pani, “Stochastic gravitational-wave background at 3G detectors as a smoking gun for microscopic dark matter relics,” *Phys. Rev. D* **108**, 083527 (2023), [arXiv:2304.13576 \[astro-ph.CO\]](#).
 - [47] V. De Luca, V. Desjacques, G. Franciolini, and A. Riotto, “Gravitational Waves from Peaks,” *JCAP* **09**, 059 (2019), [arXiv:1905.13459 \[astro-ph.CO\]](#).
 - [48] Kishore N. Ananda, Chris Clarkson, and David Wands, “The Cosmological gravitational wave background from primordial density perturbations,” *Phys. Rev. D* **75**, 123518 (2007), [arXiv:gr-qc/0612013](#).
 - [49] Daniel Baumann, Paul J. Steinhardt, Keitaro Takahashi, and Kiyotomo Ichiki, “Gravitational Wave Spectrum Induced by Primordial Scalar Perturbations,” *Phys. Rev. D* **76**, 084019 (2007), [arXiv:hep-th/0703290](#).
 - [50] Guillem Domènech, “Scalar Induced Gravitational Waves Review,” *Universe* **7**, 398 (2021), [arXiv:2109.01398 \[gr-qc\]](#).
 - [51] Zi-Yan Yuwen, Cristian Joana, Shao-Jiang Wang, and Rong-Gen Cai, “Bubbles kick off primordial black holes to form more binaries,” (2024), [arXiv:2406.05838 \[gr-qc\]](#).
 - [52] Heling Deng, “ μ -distortion around stupendously large primordial black holes,” *JCAP* **11**, 054 (2021), [arXiv:2106.09817 \[astro-ph.CO\]](#).
 - [53] Amandeep S. Josan, Anne M. Green, and Karim A. Malik, “Generalised constraints on the curvature perturbation from primordial black holes,” *Phys. Rev. D* **79**, 103520 (2009), [arXiv:0903.3184 \[astro-ph.CO\]](#).
 - [54] William H. Press and Paul Schechter, “Formation of galaxies and clusters of galaxies by selfsimilar gravitational condensation,” *Astrophys. J.* **187**, 425–438 (1974).

Supplemental Material: Dimensionless gravitational-wave power spectrum from primordial gravitational collapse

Xiang-Xi Zeng^{1,2} Zhuan Ning,^{3,1,4} Zi-Yan Yuwen,^{1,2,5}
Shao-Jiang Wang,^{1,6} Heling Deng,⁷ and Rong-Gen Cai⁸

¹*Institute of Theoretical Physics, Chinese Academy of Sciences (CAS), Beijing 100190, China*

²*School of Physical Sciences, University of Chinese Academy of Sciences (UCAS), Beijing 100049, China*

³*School of Fundamental Physics and Mathematical Sciences, Hangzhou Institute for Advanced Study (HIAS), University of Chinese Academy of Sciences (UCAS), Hangzhou 310024, China*

⁴*University of Chinese Academy of Sciences (UCAS), Beijing 100049, China*

⁵*Department of Physics, Stellenbosch University, Matieland 7602, South Africa*

⁶*Asia Pacific Center for Theoretical Physics (APCTP), Pohang 37673, Korea*

⁷*Department of Astronomy, Columbia University, New York, NY 10027, USA*

⁸*Institute of Fundamental Physics and Quantum Technology, Ningbo University, Ningbo, 315211, China*

Abstract

This Supplemental Material is prepared for the technical details of the dimensionless gravitational-wave (GW) power spectrum from the primordial gravitational collapse and its comparison to the scalar-induced GWs at second-order in perturbations. The details for implementing long-time numerical simulations of primordial gravitational collapses of density perturbations are prepared in a separate accompanying paper [26].

Appendix A: GW power spectrum from the sound shell model

In this appendix, we closely follow the original sound shell model [35–37]. Neglecting the irrelevant scalar and vector perturbations, the metric in the FLRW Universe is defined as:

$$ds^2 = -dt^2 + a(t)^2(\delta_{ij} + h_{ij}(t, \vec{x}))d\vec{x}^2, \quad (16)$$

where the h_{ij} denotes the transverse traceless tensor perturbation. The GWs are sourced by the transverse traceless part of the energy-momentum tensor $a^2\pi^{\text{TT}}$ via

$$h''_{ij}(t, \vec{k}) + 2\mathcal{H}h'_{ij}(t, \vec{k}) + k^2h_{ij}(t, \vec{k}) = 16\pi Ga^2\pi^{\text{TT}}_{ij}(t, \vec{k}), \quad (17)$$

where $\mathcal{H} = a'/a$, $\prime \equiv \partial/\partial\eta$ and η is the conformal time. The GW energy density ρ_{GW} is defined as

$$\rho_{\text{GW}}(t) = \frac{1}{32\pi G} \langle \dot{h}_{ij}(t, \vec{x}) \dot{h}_{ij}(t, \vec{x}) \rangle. \quad (18)$$

Here, the dot denotes the derivative with respect to the coordinate time. Then we define the power spectrum of \dot{h}_{ij} as

$$\langle \dot{h}_{ij}(t, \vec{k}) \dot{h}_{ij}(t, \vec{q}) \rangle = (2\pi)^3 \delta^3(\vec{k} + \vec{q}) P_h(t, k), \quad (19)$$

and the dimensionless GW energy spectrum follows

$$\mathcal{P}_{\text{GW}}(t, k) \equiv \frac{d\Omega_{\text{GW}}(t)}{d \ln k} = \frac{1}{\rho_c(t)} \frac{d\rho_{\text{GW}}(t)}{d \ln k} = \frac{k^3}{24\pi^2 H^2} P_h(t, k) = \frac{k^3}{24\pi^2 H^2 a^2} P_{h'}(\eta, k), \quad (20)$$

where the ρ_c is the critical energy density at time t . To solve the equation (17), one can use the Green function method by introducing a Green function $G(x, x_0)$ with the following boundary conditions,

$$G(x \leq x_0) = 0, \quad \left. \frac{\partial G(x, x_0)}{\partial x} \right|_{x=x_0^+} = 1, \quad (21)$$

where $x = k\eta$ and x_0 is the time when the sound wave starts to propagate. Using the Green function, one can obtain

$$h_{ij}(t, \vec{k}) = 16\pi G \int_{x_0}^x dx_1 G(x, x_1) \frac{a^2(\eta_1) \pi_{ij}^{\text{TT}}(\eta_1, \vec{k})}{k^2}, \quad (22)$$

and the 2-point correlation function is expressed as

$$\langle h'_{ij}(\eta, \vec{k}) h'_{ij}(\eta, \vec{q}) \rangle = (16\pi G)^2 \int_{x_0}^x dx_1 \int_{x_0}^x dx_2 \frac{\partial G(x, x_1)}{\partial x} \frac{\partial G(x, x_2)}{\partial x} \frac{a^2(\eta_1) a^2(\eta_2)}{q^2} \langle \pi_{ij}^{\text{TT}}(\eta_1, \vec{k}) \pi_{ij}^{\text{TT}}(\eta_2, \vec{q}) \rangle. \quad (23)$$

Therefore, one should evaluate the unequal time correlator (UETC) of π_{ij}^{TT} . Due to the spatial homogeneity of the Universe, one can parameterize it as

$$\langle \pi_{ij}^{\text{TT}}(\eta_1, \vec{k}) \pi_{ij}^{\text{TT}}(\eta_2, \vec{q}) \rangle = \Pi^2(k, \eta_1, \eta_2) (2\pi)^2 \delta^3(\vec{k} + \vec{q}). \quad (24)$$

The only contributing part of π_{ij}^{TT} is

$$\pi_{ij}^{\text{TT}} = (p + \rho) \gamma^2 v^i v^j, \quad (25)$$

where p is the pressure, ρ is the energy density, v^i is the velocity defined by $v^i = dx^i/d\eta$, and γ is the Lorentz factor that can be taken as 1 in the non-relativistic case. As for the velocity field, we use \tilde{v}_k^i to denote the Fourier transformation of $v^i(\vec{x})$. Neglecting the rotational component [36], the 2-point correlator can be defined as

$$\langle \tilde{v}_k^i(\eta_1) \tilde{v}_q^{j*}(\eta_2) \rangle = (2\pi)^3 \delta^3(\vec{q} - \vec{k}) \hat{q}^i \hat{k}^j B(q, \eta_1, \eta_2), \quad (26)$$

then one can directly calculate the UETC of π_{ij}^{TT} and find

$$\Pi^2(k, \eta_1, \eta_2) = \bar{\omega}^2 \int \frac{d^3 q}{(2\pi)^3} B(q, \eta_1, \eta_2) B(\tilde{q}, \eta_1, \eta_2) \frac{q^2}{\tilde{q}^2} (1 - \mu^2)^2, \quad (27)$$

where $\bar{\omega} = \bar{\rho} + \bar{p}$ denotes the background's homogeneous value, $\tilde{q} = |\vec{q} - \vec{k}|$ and $\mu = \hat{q} \cdot \hat{k}$. The velocity field can be Fourier decomposed as

$$v^i(\eta, \vec{x}) = \frac{1}{2} \int \frac{d^3 q}{(2\pi)^3} [\tilde{v}_q^i(\eta) e^{i\vec{q} \cdot \vec{x}} + \tilde{v}_q^{i*}(\eta) e^{-i\vec{q} \cdot \vec{x}}], \quad (28)$$

where \vec{x} and \vec{q} are both comoving quantities. If the velocity field propagates freely as sound waves after some initial time η_i , it will also admit the plane wave solutions

$$v^i(\eta > \eta_i, \vec{x}) = \int \frac{d^3 q}{(2\pi)^3} [v_q^i e^{-i\omega\eta + i\vec{q} \cdot \vec{x}} + v_q^{i*} e^{i\omega\eta - i\vec{q} \cdot \vec{x}}], \quad (29)$$

where $\omega = c_s q$, $c_s = 1/\sqrt{3}$ is the sound speed, and for the longitudinal plane wave, we have $v_q^i = v_q \hat{q}^i$. Note that v_q^i is the amplitude of the plane wave solution, which is different from \tilde{v}_q^i . Then one can express the $B(q, \eta_1, \eta_2)$ in terms

of the 2-point function of $v_{\vec{q}}$ in the stationary case [36, 39],

$$B(q, \eta_1, \eta_2) = 2P_v(q) \cos[\omega(\eta_1 - \eta_2)], \quad (30)$$

where $\langle v_{\vec{q}} v_{\vec{k}}^* \rangle = P_v(q) (2\pi)^3 \delta^3(\vec{k} - \vec{q})$. After defining the energy fluctuation

$$\lambda(x) = \frac{\rho(x) - \bar{\rho}}{\bar{\omega}}, \quad (31)$$

the equations for sound waves follow

$$\tilde{\lambda}'_{\vec{q}} + i q^j \tilde{v}_{\vec{q}}^j = 0, \quad (32)$$

$$\tilde{v}'_j + c_s i q^j \tilde{\lambda}_{\vec{q}} = 0. \quad (33)$$

Using these equations, one can find at some initial time η_i , the plane wave amplitude is [36]

$$v_{\vec{q}} = \frac{1}{2} \left(\hat{q}^i \tilde{v}_{\vec{q}}^i(\eta_i) - c_s \tilde{\lambda}_{\vec{q}}(\eta_i) \right) e^{i\omega\eta_i}. \quad (34)$$

Therefore, one should assign the initial condition for the $\tilde{v}_{\vec{q}}^i(\eta_i)$ and $\tilde{\lambda}_{\vec{q}}(\eta_i)$. In coordinate space, the velocity profile for the n -th sound shell created by curvature perturbation can be written as

$$v_i^{(n)}(\eta, \vec{x}) = \frac{R_i^{(n)}}{R^{(n)}} u(\eta, R^{(n)}), \quad (35)$$

where $\vec{R}^{(n)} = \vec{x} - \vec{x}^{(n)}$, $\vec{x}^{(n)}$ is the center of the n -th sound shell and $u(\eta, r)$ is radial profile of the velocity field. Assuming $\bar{\omega} = \Gamma \bar{\rho}$, one can write the energy fluctuation as

$$\lambda^{(n)}(\eta, \vec{x}) = \frac{1}{\Gamma} \delta^{(n)}(\eta, \vec{x}) = \frac{1}{\Gamma} \delta(\eta, R^{(n)}), \quad (36)$$

where $\delta(\eta, R^{(n)})$ denotes the profile of density contrast. After Fourier transformation, one can obtain

$$\tilde{v}_{\vec{q}}^{i(n)}(\eta) = e^{-i\vec{q} \cdot \vec{x}^{(n)}} i \hat{q}^i f'(\eta, q), \quad (37)$$

$$\tilde{\lambda}_{\vec{q}}^{(n)}(\eta) = e^{-i\vec{q} \cdot \vec{x}^{(n)}} l(\eta, q), \quad (38)$$

and functions $f(\eta, q), l(\eta, q)$ are given by

$$f(\eta, q) = \frac{4\pi}{q} \int_0^\infty dr u(\eta, r) \sin(qr), \quad (39)$$

$$l(\eta, q) = \frac{4\pi}{\Gamma q} \int_0^\infty dr \delta(\eta, r) r \sin(qr). \quad (40)$$

It is convenient to define a function $A(\eta, r) \equiv (f'(\eta, r) + i c_s l(\eta, r))/2$, then we have

$$v_{\vec{q}}^{(n)} = i e^{i\omega\eta_i - i\vec{q} \cdot \vec{x}^{(n)}} A(\eta_i, q). \quad (41)$$

Now we can calculate the spectral density of the plane wave amplitudes, assuming all the sound shells are propagating freely at roughly the same time η_i ,

$$\langle v_{\vec{q}}^i v_{\vec{k}}^{j*} \rangle = \sum_{m=1}^N \sum_{n=1}^N \hat{q}^i \hat{k}^j A(q) A^*(k) \langle e^{-i\vec{q} \cdot \vec{x}^{(m)} + i\vec{k} \cdot \vec{x}^{(n)}} \rangle e^{i(\omega_q - \omega_k) \eta_i}, \quad (42)$$

with N denoting the number of the sound shell, then the ensemble average gives rise to

$$\sum_{m=1}^N \sum_{n=1}^N \langle e^{-i\vec{q}\cdot\vec{x}^{(m)} + i\vec{k}\cdot\vec{x}^{(n)}} \rangle = (2\pi)^3 \delta^3(\vec{q} - \vec{k}) \frac{N}{V_c}, \quad (43)$$

where V_c is the comoving volume of space. Next we can define the comoving mean separation of the sound shell in terms of $R_{*c}^{-3} \equiv N/V_c$. Finally, we arrived at

$$\langle v_{\vec{q}}^i v_{\vec{k}}^{j*} \rangle = \hat{q}^i \hat{q}^j |A(q)|^2 (2\pi)^3 \delta^3(\vec{q} - \vec{k}) \frac{N}{V_c}. \quad (44)$$

The dimensionless velocity power spectrum is defined as³

$$\mathcal{P}_v(q) \equiv \frac{q^3}{2\pi^2} [2P_v(q)] = \frac{q^3}{\pi^2 R_{*c}^3} |A(q)|^2, \quad (45)$$

where the factor 2 comes from (30). After solving the Green function [37], for example, the Green function in RD dominated era⁴ is

$$G(x, x_0) = \frac{x_0 \sin(x - x_0)}{x}, \quad (46)$$

then one can derive the final dimensionless GW energy spectrum

$$\mathcal{P}_{\text{GW}}(y, kr_H) = 3\Gamma^2(H_s a_s r_H) \frac{(kr_H)^3}{2\pi^2} \tilde{P}_{\text{GW}}(kr_H) \Upsilon(y), \quad (47)$$

where y is a time variable defined as $y = a/a_s$, r_H is some characteristic length scale, the subscript s denotes the time when the sound wave starts to source the GWs, roughly the time of sound shell collision, Υ is the usual suppression factor due to Hubble expansion [37] that approximates to 1 at radiation dominated era and 2/3 at matter-dominated era in the long duration limit, and \tilde{P}_{GW} is defined as

$$\tilde{P}_{\text{GW}}(kr_H) = \frac{1}{4\pi c_s kr_H} \left(\frac{1 - c_s^2}{c_s^2} \right)^2 \int_{z_-}^{z_+} \frac{dz}{z} \frac{(z - z_+)^2 (z - z_-)^2}{z_+ + z_- - z} \bar{P}_v(z) \bar{P}_v(z_+ + z_- - z). \quad (48)$$

with $z = qr_H$, $z_{\pm} = \frac{kr_H}{2c_s} (1 \pm c_s)$, and $\bar{P}(z) = \frac{\pi^2 \mathcal{P}_v(z)}{z^3}$.

Appendix B: The dimensionless GW power spectrum with different cutoff scale r_f

As one can see in Fig. 4, the peak amplitude of the dimensionless power spectrum is not sensitive to the choice of cutoff scale r_f , which only slightly affects the broken power law position where the power law changes from roughly k^{-9} to k^{-3} .

³ In our main text, we have defined $\mathcal{P}_v \equiv 2 \left(\frac{R_{*c}}{r_H} \right)^3 \frac{q^3}{2\pi^2 R_{*c}^3} |A(q)|^2$ since this is more convenient to see the behavior of $\frac{(kr_H)^3}{2\pi^2} \tilde{P}_{\text{GW}}(kr_H)$ without the influence of R_{*c} .

⁴ For the general solution, one can refer to Ref. [37].

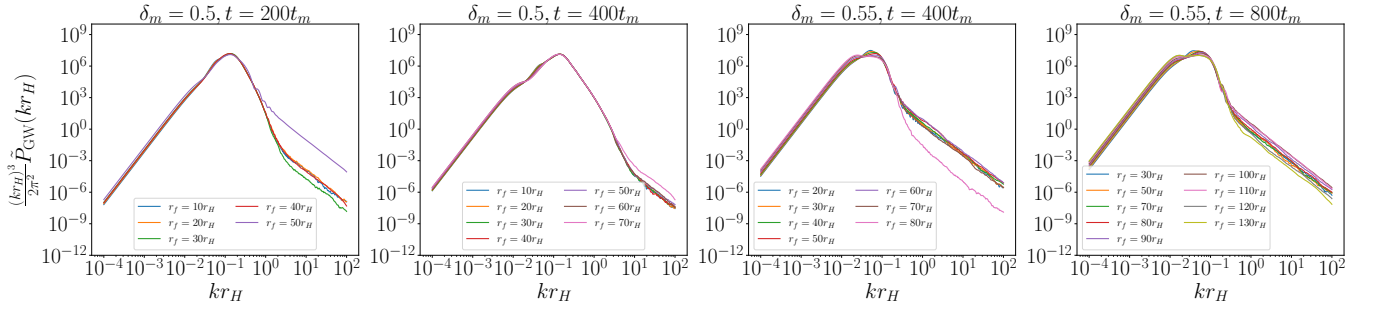


FIG. 4. The dimensionless GW power spectrum with different cutoff scale r_f .

Appendix C: The peak behavior of the GW power spectrum

Similar to Ref. [35], we can analyze the peak position and power law of the final GW power spectrum. Starting from the super-critical case. We use a test function,

$$u(r) = \frac{a}{l}(r - r_0)\Theta(r - r_0 + l)\Theta(r_0 - r), \quad (49)$$

to characterize the key features of the sound shell profile, for example, the position r_0 of the wavefront, the thickness l (roughly at the same order of the sound-shell thickness d_c when propagating freely until collision), and depth a of the underdense region, where Θ is the step function and the sub-dominated overdense region is neglected for simplicity. We will use the approximated relation ⁵ $\delta(r) = 4c_s u(r)$ found in Ref. [52], which is consistent with our numerical results. Here are two examples shown in Fig. 5.

For the velocity power spectrum \mathcal{P}_v of a form $(qr_H)^n$ (9) over a range of wave numbers, the GW power spectrum $\mathcal{P}_{GW}(kr_H)$ becomes $(kr_H)^{2n-1}$. After some algebra, one can obtain

$$f'(q) = \frac{4\pi a}{lq^4} \left(qr_0 \cos(qr_0) + q(3l - r_0) \cos(q(r_0 - l)) - 3 \sin(qr_0) + (3 + lq^2(r_0 - l)) \sin(q(r_0 - l)) \right), \quad (50)$$

$$l(q) = \frac{4\sqrt{3}\pi a}{lq^4} \left(2 \cos(qr_0) + (lq^2(l - r_0) - 2) \cos(q(r_0 - l)) + qr_0 \sin(qr_0) + q(2l - r_0) \sin(q(r_0 - l)) \right), \quad (51)$$

then we can calculate \mathcal{P}_v at different limits,

$$\mathcal{P}_v(qr_H) = \begin{cases} \frac{a^2(qr_H)^3}{4} \left(\frac{(qr_H)^2}{225} (15l^3 r_0 - 20l^2 r_0^2 + 10l r_0^3 - 4l^4)^2 + \frac{1}{36} (16l^2 r_0 - 12l r_0^2 - 6l^3)^2 \right), & ql, qr_0 \ll 1; \\ a^2 l^2 r_0^2 qr_H, & ql \ll 1 \ll qr_0; \\ 4a^2 (r_0 - l)^2 (qr_H)^{-1}, & 1 \ll ql, qr_0. \end{cases}$$

finally, we recover the power law behavior of $\mathcal{P}_{GW}(kr_H)$ as

$$\mathcal{P}_{GW}(kr_H) \sim \begin{cases} (kr_H)^5, & kl, kr_0 \ll 1, \\ (kr_H)^1, & kl \ll 1 \ll kr_0, \\ (kr_H)^{-3}, & 1 \ll kl, kr_0. \end{cases}$$

It is worth noting that, in some special cases, the $(qr_H)^5$ term may dominate \mathcal{P}_v when $ql, qr_0 \ll 1$, which will contribute a $(kr_H)^9$ term in $\mathcal{P}_{GW}(kr_H)$. Note also that, in the domain $ql \ll 1 \ll qr_0$, we cannot ignore the term like

⁵ In our numerical calculation, we will directly use the initial profile of $\delta(r)$ from numerical simulations, and we will only use this approximated relation in the analytical analysis in the Supplementary Material.

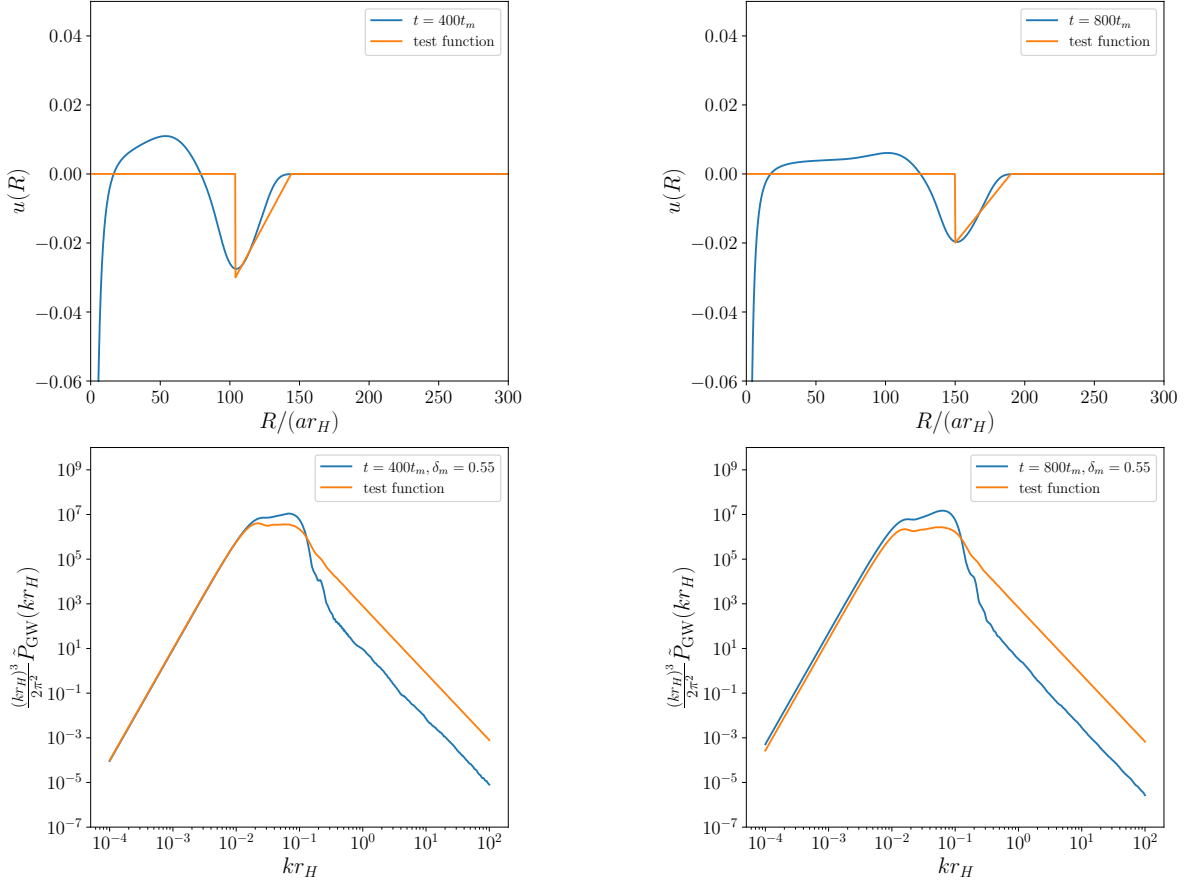


FIG. 5. *Left column*: The test function with $a = 0.03, l = 40, r_0 = 144$. *Right column*: The test function with $a = 0.02, l = 40, r_0 = 190$. The top panels show the velocity profile, while the bottom panels show the dimensionless GW power spectrum.

$2\pi a(ql)^2 \sin(qr_0)/(q^4 l)$ in $f'(q)$ when r_0 is not much bigger than l , since this term will slightly change the power law within the range of $(qr_H)^{-1} \sim (qr_H)^1$, which will lead to a change in the power law of $\mathcal{P}_{\text{GW}}(kr_H)$ within the range of $(kr_H)^{-3} \sim (kr_H)^1$. Equipped with the above results, one can easily find that the higher peak frequency is related to l , and the lower peak frequency is related to r_0 . The analysis of near-critical cases and sub-critical cases is the same but much more complicated. However, it is not difficult to find that the higher peak frequency is related to the thickness of the overdense region, for this is the smallest scale in $u(r)$. Here, the thicknesses of the overdense and underdense regions are roughly the same; therefore, we can use the thickness of the underdense region to determine the peak frequency to be consistent with the super-critical cases.

Appendix D: Comparison with Scalar Induced Gravitational Waves (SIGW)

It is well known that enhanced curvature perturbations can also induce GWs at second-order in perturbations [48, 49]. Therefore, we should compare the amplitude of this scalar-induced GW (SIGW) with our GW generated by sound waves (SWG). Before diving into the comparison, we should stress that our mechanism applies not only to the case with curvature perturbations but also to other cases that generate sound waves, such as that from Ref. [23]. As a rough estimation, we will use a Gaussian probability distribution function (PDF) for the density perturbations,

$$\mathcal{P}_G[\delta] = \frac{1}{\sqrt{2\pi}\sigma} e^{-\frac{\delta^2}{2\sigma^2}}, \quad (52)$$

where σ^2 is the variance of the distribution calculated by the power spectrum of the density perturbation as

$$\sigma^2 = \langle \delta^2 \rangle = \int_0^\infty d \ln q \mathcal{W}^2(q, R) \mathcal{P}_\delta(q). \quad (53)$$

Here, \mathcal{W} denotes the Fourier transform of a real space window function and R is the characteristic scale $R \approx \mathcal{H}^{-1}$. In the following calculations, we will choose a top hat window function for a simple illustration,

$$\mathcal{W}(q, R) = \frac{3 \sin(qR) - 3qR \cos(qR)}{(qR)^3}. \quad (54)$$

The relation between the power spectrum of density perturbation and curvature perturbation at linear order is given by [53]

$$\mathcal{P}_\delta(k) \simeq \frac{16}{81} \left(\frac{k}{aH} \right)^4 \mathcal{P}_\mathcal{R}(k), \quad (55)$$

which, after combined with (53), can be used to relate $\mathcal{P}_\mathcal{R}(k)$ with σ^2 . Then, using the Press-Schechter model [54], one can estimate β in terms of σ as

$$\beta \equiv \int_{\Delta_c}^\infty \mathcal{P}[\delta] d\delta. \quad (56)$$

In the following, we will ignore the actual relation between the density contrast Δ_c and δ_c , and we will simply choose $\Delta_c = \delta_m$ for our cases. For a delta-peak curvature perturbation power spectrum $\mathcal{P}_\mathcal{R} = A\delta(\ln(k/k_*))$, we find the amplitude $A \simeq 10^{-2}$ for all cases, thus, we will choose $A = 10^{-2}$ for our rough estimation. Using a more realistic Gaussian power spectrum,

$$\mathcal{P}_\mathcal{R}(k) = \frac{A(k/k_*)^3}{\sqrt{2\pi\epsilon}} e^{-\frac{((k/k_*)-1)^2}{2\epsilon^2}}, \quad (57)$$

and choosing $A = 10^{-2}, \epsilon = 10^{-1}, k_* = \mathcal{H}_f = (10r_H)^{-1}$ for a fair comparison, we can calculate the corresponding SIGW and SWGWs as shown in Fig. 6. As one can see, besides the slightly different peak frequencies, although the amplitude of SIGW is much larger than the corresponding SWGWs at low frequencies, the high-frequency part of SWGWs might be detectable, as there is a high-frequency cutoff in SIGW. We further note here that, although the SIGW seems to be quite similar to our SWGW in nature, as they are all generated from the scalar perturbations in the early Universe, their production eras are different: the SIGW is mainly produced at the time of horizon re-entry, while our SWGW is mainly produced long after horizon re-entry when the sound waves from gravitational collapses are in full superpositions.

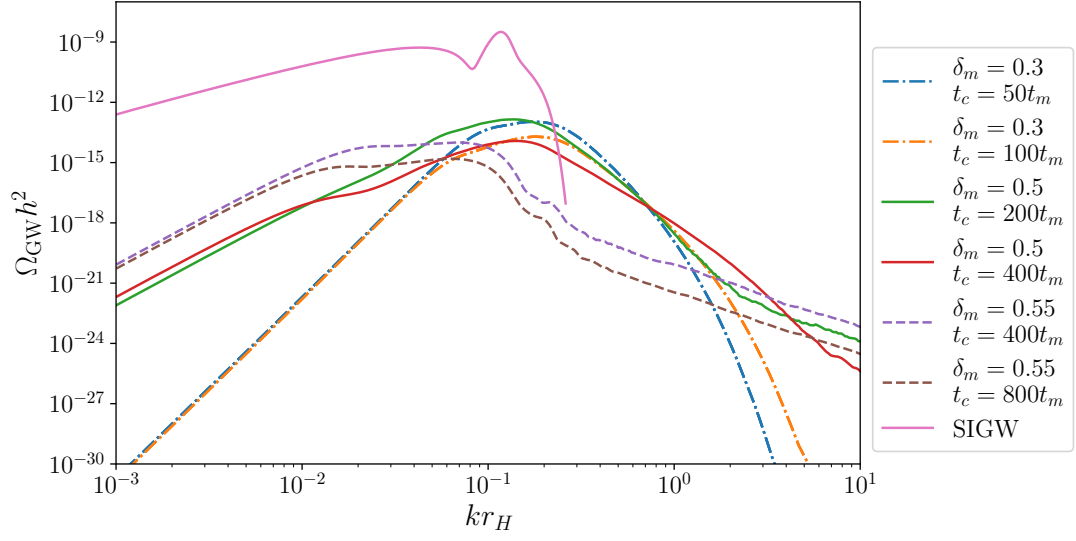


FIG. 6. The GW energy density spectra of scalar-induced gravitational waves (pink) and our gravitational waves from sound waves of primordial gravitational collapses.