

Physics-Aware Initialization Refinement in Code-Aided EM for Blind Channel Estimation

Chin-Hung Chen, *Student Member, IEEE*, Ivana Nikoloska, *Member, IEEE*,
Wim van Houtum, *Senior Member, IEEE*, Yan Wu, and Alex Alvarado, *Senior Member, IEEE*

Abstract—This paper addresses the well-known local maximum problem of the expectation-maximization (EM) algorithm in blind intersymbol interference (ISI) channel estimation. This problem primarily results from phase and shift ambiguity during initialization, which blind estimation is inherently unable to distinguish. We propose an effective initialization refinement algorithm that utilizes the decoder output as a model selection metric, incorporating a technique to detect phase and shift ambiguity. Our results show that the proposed algorithm significantly reduces the number of local maximum cases to nearly one-third for a 3-tap ISI channel under highly uncertain initial conditions. The improvement becomes more pronounced as initial errors increase and the channel memory grows. When used in a turbo equalizer, the proposed algorithm is required only in the first turbo iteration, which limits any complexity increase with subsequent iterations.

Index Terms—Blind channel estimation, expectation maximization, initialization, phase ambiguity, shift ambiguity, turbo equalization.

I. INTRODUCTION

Practical wireless communication scenarios often suffer from frequency-selective fading, where different frequency components of the transmitted signal undergo varying levels of attenuation and phase shifts. This frequency selectivity is mainly caused by inter-symbol interference (ISI). To accurately estimate the ISI component without transmitting extra training symbols, the expectation-maximization (EM) algorithm has become a popular technique for blind channel estimation in frequency-selective fading channel [1]–[4]. This method calculates the necessary likelihoods using Bayesian inference directly from the received data, allowing it to improve estimates iteratively without requiring training or pilot symbols. However, a fundamental limitation of the EM algorithm is its susceptibility to poor initial conditions, which can cause the algorithm to converge to a local maximum and severely degrade the estimation performance. This challenge is particularly pronounced in scenarios with severe channel distortions, making robust modifications to the EM framework essential for reliable blind channel estimation.

Manuscript received xx, xxxx; revised xx, xxxx.

C.-H. Chen, I. Nikoloska, W. van Houtum, and A. Alvarado are with the Information and Communication Theory (ICT) Lab, Electrical Engineering Department, Eindhoven University of Technology, 5600MB Eindhoven, The Netherlands. (e-mails: c.h.chen@tue.nl; i.nikoloska@tue.nl; a.alvarado@tue.nl).

W. van Houtum and Y. Wu are with NXP Semiconductors, High Tech Campus 46, 5656AE Eindhoven, The Netherlands. (e-mails: wim.van.houtum@nxp.com; yan.wu_2@nxp.com).

To improve the performance of EM-based blind estimators, code-aided systems have been introduced as an effective enhancement. By iteratively refining the channel estimate using extrinsic information from error correction decoders, such as convolutional codes [5]–[8], or low-density parity check (LDPC) codes [9], [10], the estimation improves significantly compared to the standalone EM algorithms. However, existing code-aided methods primarily focus on incorporating extrinsic information without explicitly addressing the underlying ambiguities that contribute to local convergence, limiting their effectiveness in specific scenarios [5]–[10].

Key factors that cause local convergence in EM-based estimation include phase and shift ambiguities. Phase ambiguity is commonly encountered in blind estimation of phase-shift keying (PSK) signals due to the inherent symmetries in the constellation. This issue has been discussed in [6], [11], but a rigorous solution has yet to be proposed. While strategies, such as differential PSK, have been used to circumvent this issue [13], [14], an effective phase detection algorithm for PSK remains an open challenge. Meanwhile, shift ambiguity arises from the convolutional invariance property, where a circular shift in the channel tap order leads to the same set of Gaussian means that the EM algorithm cannot resolve [3], [13].

This paper proposes a novel joint phase and shift ambiguity detection algorithm that leverages the underlying physical properties of channel phase and shift. Using this knowledge, we modify the decoder to generate a finite set of model evidence values as a metric for model selection. Specifically, by restructuring the extrinsic likelihood function from the EM-based estimator-equalizer, the decoder resolves phase and shift ambiguities by selecting the candidate that maximizes the model evidence. The proposed algorithm only needs to be applied in the first turbo iteration to correct ambiguities caused by poor initialization. Simulation results demonstrate that this refined initialization is effective across different channel models and various channel lengths.

The remainder of this paper is organized as follows: Sec. II presents the transmission format, channel model, and receiver design, along with a detailed description of the proposed ambiguity detection algorithm. Sec. III presents the simulation results, and finally, Sec. IV concludes this paper.

II. SYSTEM MODEL AND RECEIVER DESIGN

In Fig. 1, we present the overall structure and components of the considered transmission and the proposed receiver design. This section will detail the system model and the receiver

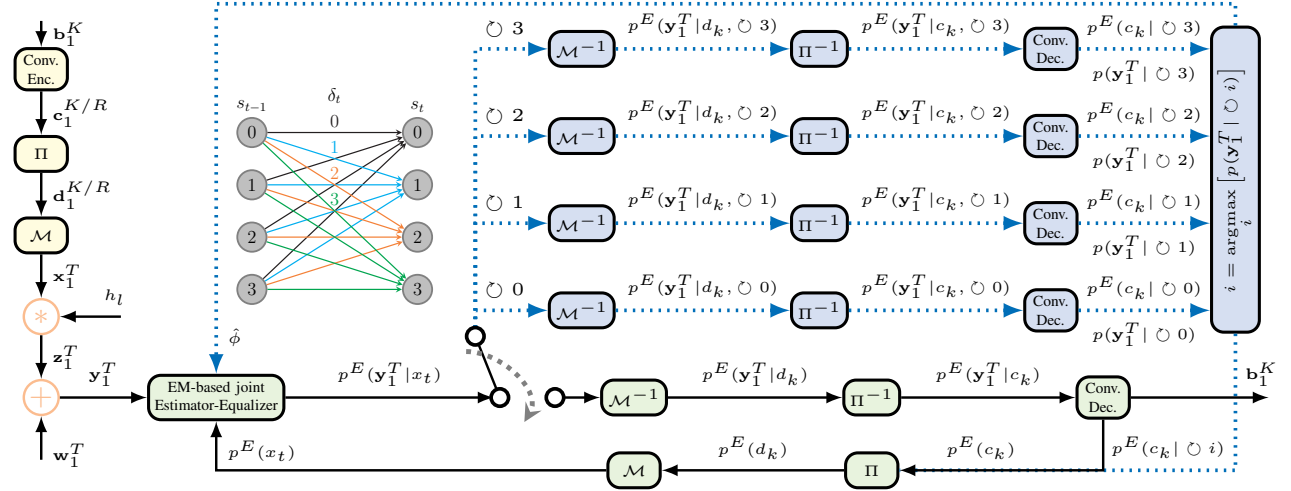


Fig. 1. Schematic diagram of the considered communication system. The bit-interleaved coded modulation for transmission over a linear ISI and AWGN channel is represented by the yellow blocks. The conventional joint estimation and turbo equalization receiver is depicted in green blocks. The blue blocks represent the initialization refinement technique for QPSK modulation based on the proposed phase ambiguity detection algorithm.

algorithm, including the EM-based estimator-equalizer, the code-aided joint estimation and turbo equalization, and the proposed phase and shift ambiguity detection algorithm.

A. Transmission Over Linear ISI And AWGN Channel

A convolutional encoder takes as input the information bit sequence $\mathbf{b}_1^K = (b_1, b_2, \dots, b_K)$ and generates a coded bit sequence $\mathbf{c}_1^{K/R} = (c_1, c_2, \dots, c_{K/R})$, where R represents the coding rate. An interleaver (Π) is used to permute the encoder output and produced the interleaved coded bit sequence $\mathbf{d}_1^{K/R}$. Then, a quadrature PSK (QPSK) symbol mapper (\mathcal{M}) maps the binary coded bits to a symbol $x_t \in \mathcal{X} = \{\pm 1, \pm j\}$. We denote $M = |\mathcal{X}| = 4$ as the cardinality of the QPSK symbol space. The symbol time step is denoted by the letter t , and the length of the symbol sequence is $T = K/R/\log_2 M$. The received sequence \mathbf{y}_1^T is impaired by a block-wise invariant linear ISI and AWGN channel, which can be modeled as

$$y_t = \sum_{l=0}^{L-1} h_l x_{t-l} + w_t = z_t + w_t, \quad w_t \sim \mathcal{CN}(0, \sigma_w^2). \quad (1)$$

The noise realization w_t is drawn from a complex Gaussian with zero mean and variance σ_w^2 . We use $z_t \in \mathcal{Z} = \{\mu_0, \mu_1, \dots, \mu_{E-1}\}$ to represent the noiseless ISI channel output. The elements in \mathcal{Z} are the $E = M^L$ possible outcomes of convolving the QPSK symbol with the channel taps.

B. EM-Based Estimator-Equalizer

The objective of the EM algorithm is to iteratively identify maximum likelihood solutions based on the distributions of observed and latent variables to maximize the model evidence $p(\mathbf{y}_1^T | \theta) = \sum_{\mathbf{s}_1^T} p(\mathbf{y}_1^T, \mathbf{s}_1^T | \theta)$. Here, θ represents the set of model parameters we aim to estimate, and s_t denotes the latent variable (state) realizations drawn from a time-invariant finite-state space $\mathcal{S} = \{0, 1, \dots, S-1\}$. Similar to [2], [8], we define the total number of states as $S = M^{L-1}$, which forms

a set of edges $\delta_t \in \{0, 1, \dots, E-1\}$ that can be used as an indicator to identify which Gaussian component $\mathcal{CN}(\mu_l, \sigma_w^2)$ produces the corresponding observed data y_t . A trellis example for QPSK with an $L = 2$ channel is also shown in the inset in Fig. 1. The likelihood function for the complex Gaussian can be written as

$$p(y_t | \delta_t = l) = \frac{1}{2\pi\sigma_w^2} \exp\left(-\frac{(y_t - \mu_l)^2}{\sigma_w^2}\right). \quad (2)$$

Furthermore, each edge is associated with two consecutive states $\delta_t = l \iff (s_{t-1} = i, s_t = j)$, with the transition probability represented as

$$p(\delta_t = l) = p(s_t = j | s_{t-1} = i) = \begin{cases} p(x_t), & x_t : (i \rightarrow j) \\ 0, & \text{otherwise,} \end{cases} \quad (3)$$

where $x_t : (i \rightarrow j)$ denotes all the state transitions $(i \rightarrow j)$ that are driven by the input symbol x_t . Note that this paper focuses primarily on estimating the means $\mu_l \in \mathcal{Z}$ with the variance σ_w^2 assumed to be known. Therefore, the set of parameters that we aim to estimate using the EM algorithm is $\theta^{(n)} = \{\hat{\mu}_l^{(n)}\}$ with $\hat{\mu}_l^{(n)}$ denoting the estimated means in the n th iteration.

With (2) and (3), the expectation-step (E-step) of the EM algorithm computes the posterior belief of the consecutive state (edges) via the BCJR algorithm as

$$p(\delta_t, \mathbf{y}_1^T | \theta^{(n)}) = p(s_t, s_{t-1}, \mathbf{y}_1^T | \theta^{(n)}) \\ = p(\mathbf{y}_{t+1}^T | s_t) p(y_t, s_t | s_{t-1}) p(s_{t-1}, \mathbf{y}_1^{t-1}). \quad (4)$$

In (4), it is common to use α to denote forward recursion

$$\alpha(s_t) = p(s_t, \mathbf{y}_1^t) = \sum_{s_{t-1} \in \mathcal{S}} \gamma(s_t, s_{t-1}) \cdot \alpha(s_{t-1}), \quad (5)$$

β for backward recursion

$$\beta(s_{t-1}) = p(\mathbf{y}_t^T | s_{t-1}) = \sum_{s_t \in \mathcal{S}} \beta(s_t) \cdot \gamma(s_t, s_{t-1}), \quad (6)$$

and γ for branch metric $p(y_t, s_t | s_{t-1})$ as

$$\begin{aligned}\gamma(s_t, s_{t-1}) &= p(y_t | s_t, s_{t-1}) \cdot p(s_t | s_{t-1}) \\ &= p(y_t | \delta_t) \cdot p(x_t), \quad x_t : (s_{t-1} \rightarrow s_t).\end{aligned}\quad (7)$$

The posterior probability of each edge given the observation sequence \mathbf{y}_1^T is then obtained via

$$p(\delta_t = l | \mathbf{y}_1^T, \theta^{(n)}) = \frac{p(\delta_t = l, \mathbf{y}_1^T | \theta^{(n)})}{\sum_{\delta_t} p(\delta_t, \mathbf{y}_1^T | \theta^{(n)})}. \quad (8)$$

The maximization-step (M-step) conducts the maximum likelihood estimation [15] of the model parameter θ based on (8) via

$$\hat{\mu}_l^{(n+1)} = \frac{\sum_{t=1}^T p(\delta_t = l | \mathbf{y}_1^T, \theta^{(n)}) \cdot y_t}{\sum_{t=1}^T p(\delta_t = l | \mathbf{y}_1^T, \theta^{(n)})}.$$

To further improve the estimation for the linear ISI model (1), we apply a linear constrained [3], where the constrained Gaussian means are computed as

$$\begin{aligned}\begin{bmatrix} \hat{\mu}_0^{(n+1)}, \hat{\mu}_1^{(n+1)}, \dots, \hat{\mu}_{E-1}^{(n+1)} \end{bmatrix}^T &= \mathbf{D} \hat{\mathbf{h}}, \\ \hat{\mathbf{h}} &= (\mathbf{D}^T \mathbf{D})^{-1} \mathbf{D}^T \begin{bmatrix} \hat{\mu}_0^{(n+1)}, \hat{\mu}_1^{(n+1)}, \dots, \hat{\mu}_{E-1}^{(n+1)} \end{bmatrix}^T,\end{aligned}\quad (9)$$

here $\hat{\mathbf{h}} = [\hat{h}_0, \hat{h}_1, \dots, \hat{h}_{L-1}]^T$ is the vector of channel taps and \mathbf{D} is an $E \times L$ matrix with its row vector corresponding to the L consecutive QPSK symbols associated with the E different ISI noiseless channel outputs.

The EM algorithm then advances to the next iteration by using the updated model parameters set $\theta^{(n+1)} = \{\hat{\mu}_l^{(n+1)}\}$ to perform (4)–(9). Once the specified EM iterations N are satisfied, the joint symbol probability based on the final estimated parameter $\theta^{(N)}$ is computed via

$$p(x_t, \mathbf{y}_1^T) = \sum_{x_t: (s_t \rightarrow s_{t-1})} p(s_t, s_{t-1}, \mathbf{y}_1^T | \theta^{(N)}). \quad (10)$$

C. Code-Aided Joint Estimation And Turbo Equalization

The light green blocks in Fig. 1 show the conventional code-aided joint estimation and turbo equalization design, where the extrinsic information $p^E(x_t)$ provided by the decoder is used to update the transition probability (3). The extrinsic information refers to the information provided by one decoder (equalizer) about a specific bit (symbol), excluding the information used to derive it directly. We first compute the extrinsic information from the equalizer as

$$p^E(\mathbf{y}_1^T | x_t) = p(x_t, \mathbf{y}_1^T) / p^E(x_t), \quad (11)$$

where we set $p^E(x_t) = 1/2$ in the first turbo iteration. We first perform symbol-to-bit demapping $p^E(\mathbf{y}_1^T | d_k) = \mathcal{M}^{-1}[p^E(\mathbf{y}_1^T | x_t)]$, followed by de-interleaving $p^E(\mathbf{y}_1^T | c_k) = \Pi^{-1}[p^E(\mathbf{y}_1^T | d_k)]$. This extrinsic information of coded bits is then fed to the convolutional decoder to generate the joint probability $p(\hat{s}_k, \hat{s}_{k-1}, \mathbf{y}_1^T)$ using the BCJR algorithm (4)–(6) with $\hat{s}_k \in \{0, 1, \dots, 2^{L_c} - 1\}$ defined as the decoder state with L_c denoting the constraint length of the convolutional code. The joint probability of the coded bits c_k is then computed as

$$p(c_k, \mathbf{y}_1^T) = \sum_{c_k: (\hat{s}_k \rightarrow \hat{s}_{k-1})} p(\hat{s}_k, \hat{s}_{k-1}, \mathbf{y}_1^T).$$

We can then compute the extrinsic information from the decoder as

$$p^E(c_k) = p(c_k, \mathbf{y}_1^T) / p^E(\mathbf{y}_1^T | c_k).$$

After performing the bit interleaving $p^E(d_k) = \Pi[p^E(c_k)]$, the extrinsic prior symbol information is derived via a bit-to-symbol mapping

$$p^E(x_t) = \mathcal{M}[p^E(d_k)]. \quad (12)$$

Finally, (12) is fed back to the estimator-equalizer to replace $p(x_t)$ on the right hand side of (7) in the next turbo iteration. Note that we refer to the turbo iteration as the entire joint estimation and turbo equalization loop. In contrast, the EM iteration refers to the optimization within the EM estimator.

D. Proposed Phase And Shift Ambiguity Detection Algorithm

The proposed code-aided phase ambiguity detection algorithm is shown in the blue blocks in Fig. 1. In a symmetric constellation like QPSK, M possible phase shifts can result in the same constellation shape. As a result, EM-based blind estimators are unable to account for this ambiguity. The intuition behind our proposal is to use the decoder's sensitivity to the mapping between symbols to bits to detect this phase ambiguity effectively. We first permute the order of (11) and generate M possible extrinsic symbol information as

$$p^E(x_t \odot i, \mathbf{y}_1^T), \quad i = \{0, 1, \dots, M-1\}, \quad (13)$$

where we use \odot to denote the circular shift operation. This information is then passed onto M parallel demappers, deinterleavers, and decoders as described in Sec. II-C to derive $p(c_k, \mathbf{y}_1^T | \odot i)$. The model evidence is then computed for each of the parallel processing modules as

$$p(\mathbf{y}_1^T | \odot i) = \sum_{c_k} p(c_k, \mathbf{y}_1^T | \odot i), \quad (14)$$

where we determine the phase ambiguity via

$$\hat{\phi} = 2\pi i / M, \quad i = \underset{i \in \{0, 1, \dots, M-1\}}{\operatorname{argmax}} [p(\mathbf{y}_1^T | \odot i)].$$

Shift ambiguity, in contrast, arises from the properties of convolutional invariance. In this case, h_l and $h_{l-\tau}$ produce the same set of Gaussian means \mathcal{Z} , which the EM estimator cannot distinguish. To attack this problem, we make use of the intermediate channel tap estimates in (9) and circular shift the channel taps estimation $\hat{\mathbf{h}} \odot \tau$ with $\tau = 0, 1, \dots, L-1$. This operation leads to L distinct extrinsic symbol information $p^E(x_t, \mathbf{y}_1^T | \hat{\mathbf{h}} \odot \tau)$ calculated via (10). These metrics are forwarded to the phase detection block, along with (13), resulting in LM possible models that are then passed onto (14) to jointly determine the phase $\hat{\phi}$ and shift $\hat{\tau}$. These values will be used to refine the channel estimates once the EM estimator-equalizer completes its N th EM iterations as

$$\begin{bmatrix} \hat{\mu}_0^{(N)}, \hat{\mu}_1^{(N)}, \dots, \hat{\mu}_{E-1}^{(N)} \end{bmatrix}^T = e^{-j\hat{\phi}} \cdot \mathbf{D}(\hat{\mathbf{h}}^{(N)} \odot \hat{\tau}).$$

To ensure the reliability of the detected phase and shift ambiguity, we only perform the initialization refinement if the logarithmic evidence of the selected model $\ln p(\mathbf{y}_1^T)$ is 10^3 larger than the rest of the models.

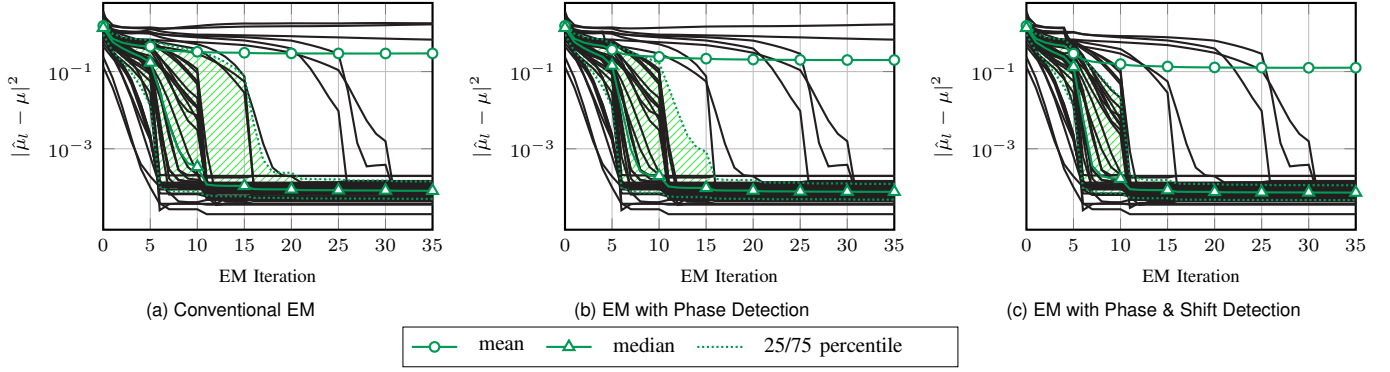


Fig. 2. Square error of the estimated mean. We consider the $L = 3$ channel with an initialization error of $\sigma_h^2 = 0.5$ for conventional EM, EM with phase detection, and EM with joint phase and shift detection algorithms. Gray lines indicate individual realizations (40 out of 2000). The mean and median of the 2000 independent simulations are represented with circle and triangle solid green lines, respectively, while the shaded areas indicate 25–75 percentiles.

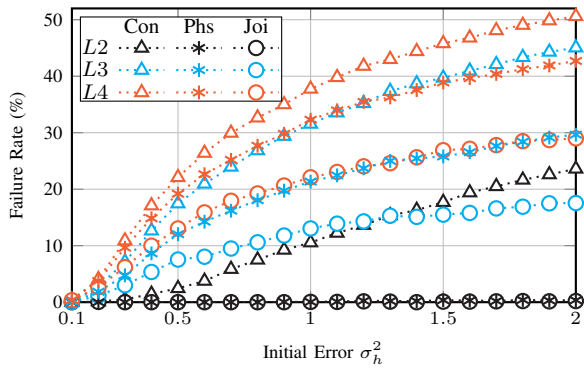


Fig. 3. Failure rate of the EM estimators (conventional, phase detection, and joint detection) after 7 turbo iterations (35 EM iterations) concerning initial condition errors σ_h^2 for channel memory $L = 2, 3$, and 4.

III. SIMULATION RESULTS

This section evaluates the performance of the proposed ambiguity detection method for the code-aided EM estimator. A half-rate convolutional code with generators $(5, 7)_8$ is used. The number of information bits per frame is 10000. We terminate the trellis of the convolutional code by zero padding 2 bits in each frame, which leads to a bit interleaver with depth 20004 bits. The interleaved coded bits are then mapped to QPSK symbols. We evaluate our proposed algorithm with three different length ($L = 2, 3, 4$) block-wise invariant ISI channels with channel coefficients $(e^{j\theta_1}, -e^{j\theta_2})$, $(0.5e^{j\theta_1}, 0.7e^{j\theta_2}, 0.5e^{j\theta_3})$, and $(0.38e^{j\theta_1}, 0.6e^{j\theta_2}, 0.6e^{j\theta_3}, 0.38e^{j\theta_4})$, respectively. The channel phase is drawn from a uniform distribution $\theta_l \sim \mathcal{U}(0, 2\pi)$. The system performance is averaged over 2000 independent Monte Carlo simulations. For all simulations, we set $\text{SNR} = \|\mathbf{h}\|^2 E\{|x_t|^2\} / \sigma_w^2$ equal to 6 dB, where we assume the noise variance σ_w^2 is perfectly known. The system is initialized with $\hat{h}_l^{(0)} = h_l + \epsilon_l$ where $\epsilon_l \sim \mathcal{N}(0, \sigma_h^2)$. In each turbo iteration, the EM-based estimator-equalizer first iterated 5 times before passing the estimated likelihood to the subsequent turbo decoding module. Namely, the extrinsic information is incorporated to refine the channel estimates every 5 EM iteration. Note that phase and shift ambiguity detection is only

performed at the first turbo iteration (5th EM iteration).

In Figs. 2a–2c, we show the square error of the mean estimation for an $L = 3$ channel. A significant difference exists between the mean and median of the square error, mainly due to the outliers represented by the gray lines above 10^{-1} , a phenomenon also identified in [4]. Using the phase detection technique, the variance is markedly reduced compared to the conventional EM, as clearly shown by the reduced size of the green-shaded area in Fig. 2b. This improvement is further enhanced by incorporating the joint phase and shift detection, where most of the outliers are corrected at the 5th EM iteration (Fig. 2c). In Fig. 3, the failure rate where the EM fails to converge and results in a square error $> 10^{-1}$ is reported concerning the initialization error σ_h^2 . The results indicate that our proposed phase detection technique can reduce the failure rate from 45% to 30% for the $L = 3$ channel with an error variance $\sigma_h^2 = 2$. The rate is further reduced to nearly one-third of the conventional EM by using the joint detection algorithm. The longer the memory, the greater the improvement achieved through the joint detection algorithm, as the chance of shift ambiguity increases, making phase detection alone insufficient. For channels with memory $L = 2$, it is sufficient to use only the phase detection algorithm, which adequately addresses any potential shift ambiguity.

IV. CONCLUSIONS

In this paper, we proposed an effective initialization refinement algorithm that corrects the phase and shift ambiguity, which commonly causes local maximum problems in EM-based blind channel estimation. By modifying the soft-output decoder to output model evidence, the detection algorithms select the metric that maximizes the model evidence and determines the phase and shift values in the first turbo iteration. This is then used to refine the initial channel estimates. The proposed algorithm has been evaluated under various levels of initial condition uncertainty and across three ISI channel models with different channel lengths. Our simulation demonstrates that the proposed joint phase and shift detection algorithm can reduce the failure rate to one-third that of the conventional EM estimator. As channel memory increases, the advantages of using joint detection also grow.

REFERENCES

- [1] M. Ghosh and C. L. Weber, "Maximum-likelihood blind equalization," *Optical Engineering*, vol. 31, no. 6, pp. 1224–1228, 1992.
- [2] G. K. Kaleh and R. Vallet, "Joint parameter estimation and symbol detection for linear or nonlinear unknown channels," *IEEE Trans. Commun.*, vol. 42, no. 7, pp. 2406–2413, 1994.
- [3] C. Anton-Haro, J.A.R. Fonollosa, and J.R. Fonollosa, "Blind channel estimation and data detection using hidden markov models," *IEEE Trans. on Sig. Process.*, vol.45, no. 1, pp. 241–247, 1997.
- [4] L. Schmid, T. Raviv, N. Shlezinger, and Laurent Schmalen, "Blind channel estimation and joint symbol detection with data-driven factor graphs," *ArXiv preprint arXiv:2401.12627*, 2024.
- [5] R. R. Lopes, J.R. Barry, "Exploiting error-control coding in blind channel estimation," *Proc. IEEE Global Telecommunications Conference (GLOBECOM)*, pp. 1317–1321, 2001.
- [6] J. Garcia-Frias and J. D. Villaseñor, "Combined turbo detection and decoding for unknown ISI channels," *IEEE Trans. Commun.*, vol. 51, no. 1, pp. 79–85, Jan. 2003.
- [7] X. Zhao and M. Davies, "Coding-assisted blind MIMO separation and decoding," *IEEE Trans. Veh. Technol.*, vol. 59, no. 9, pp. 4408–4417, Nov. 2010.
- [8] C.-H. Chen, B. Karanov, I. Nikoloska, W. van Houtum, Y. Wu, and A. Alvarado, "Modified Baum-Welch Algorithm for Joint Blind Channel Estimation and Turbo Equalization," *International ITG Conference on Systems, Communications and Coding (SCC)*, pp. 1–6, 2025.
- [9] H. Niu, M. Shen, J. A. Ritcey, and H. Liu, "A factor graph approach to iterative channel estimation and LDPC decoding over fading channels," *IEEE Trans. Wireless Commun.*, vol. 4, no. 4, pp. 1345–1350, Jul. 2005.
- [10] J. H. Gunther, M. Annapura, and T. K. Moon, "A generalized LDPC decoder for blind turbo equalization," *IEEE Trans. Signal Process.*, vol. 53, part 1, pp. 3847–3856, Oct. 2005.
- [11] R. R. Lopes and J. R. Barry, "Blind iterative channel identification and equalization," *Proc. IEEE International Conference on Communications (ICC)*, pp. 2256–2260, 2001.
- [12] M.-S. Yang, C.-Y. Lai, C.-Y. Lin, "A robust EM clustering algorithm for Gaussian mixture models," *Pattern Recognition*, vol. 45, pp. 3950–3961, 2012.
- [13] X.-M. Chen, P. A. Hoeher, "Blind equalization with iterative joint channel and data estimation for wireless DPSK systems," *Proc. IEEE Global Telecommunications Conference (GLOBECOM)*, pp. 274–279, 2001.
- [14] S. Serbetli, "Blind channel estimation assisted coherent demodulation of DPSK modulated OFDM systems," *Proc. IEEE Global Telecommunications Conference (GLOBECOM)*, 2014.
- [15] C. M. Bishop, *Pattern Recognition and Machine Learning*, 1st ed. New York: Springer, 2006.
- [16] L. E. Baum, "An inequality and associated maximization technique in statistical estimation for probabilistic functions of Markov processes," *Inequalities III: Proceedings of the 3rd Symposium on Inequalities*, pp. 1–8, 1972.
- [17] L. R. Rabiner, "A tutorial on hidden Markov models and selected applications in speech recognition," *Proc. IEEE*, vol. 77, no. 2, pp. 257–286, 1989.