

Highlights

GNN-ACLP: Graph Neural Networks Based Analog Circuit Link Prediction

Guanyuan Pan, Tiansheng Zhou, Bingtao Ma, Yaqi Wang, Jianxiang Zhao, Zhi Li, Yugui Lin, Pietro Liò, Shuai Wang

- GNN-ACLP based on SEAL achieves port-level accuracy in analog circuit link prediction
- Netlist Babel Fish enables bidirectional netlist formats conversion via LLM+RAG
- SpiceNetlist dataset unifies 775 annotated circuits across 10 component types
- Intra-dataset accuracy improved up to 16% over baseline
- Cross-dataset tests retain 92–99% accuracy with strong generalization

GNN-ACLP: Graph Neural Networks Based Analog Circuit Link Prediction

Guanyuan Pan^a, Tiansheng Zhou^b, Bingtao Ma^b, Yaqi Wang^c, Jianxiang Zhao^b, Zhi Li^b, Yugui Lin^d, Pietro Liò^e and Shuai Wang^{b,*}

^a*HDU-ITMO Joint Institute, Hangzhou Dianzi University, No. 1158, 2nd Avenue, Xiasha Higher Education Zone, Jianggan District, Hangzhou, 310018, Zhejiang Province, China*

^b*Intelligent Information Processing Laboratory, Hangzhou Dianzi University, No. 1158, 2nd Avenue, Xiasha Higher Education Zone, Jianggan District, Hangzhou, 310018, Zhejiang Province, China*

^c*College of Media Engineering, Communication University of Zhejiang, No. 998, Xueyuan Street, Xiasha Higher Education Zone, Jianggan District, Hangzhou, 310018, Zhejiang Province, China*

^d*School of Computer Science and Technology, South China Business College, Guangdong University of Foreign Studies, 181 Liangtian Middle Road, Baiyun District, Guangzhou, 510545, Guangdong Province, China*

^e*Department of Computer Science and Technology, University of Cambridge, William Gates Building, 15 JJ Thomson Avenue, Cambridge, CB3 0FD, Cambridgeshire, England, United Kingdom*

ARTICLE INFO

Keywords:

Circuit Link Prediction

SEAL (learning from Subgraphs, Embeddings, and Attributes for Link prediction)

Graph Neural Networks (GNNs)

Large Language Model (LLM)

Retrieval-Augmented Generation (RAG)

Electronic Design Automation (EDA)

ABSTRACT

Circuit link prediction identifying missing component connections from incomplete netlists is crucial in analog circuit design automation. However, existing methods face three main challenges: 1) Insufficient use of topological patterns in circuit graphs reduces prediction accuracy; 2) Data scarcity due to the complexity of annotations hinders model generalization; 3) Limited adaptability to various netlist formats. We propose GNN-ACLP, a graph neural networks (GNNs) based method featuring three innovations to tackle these challenges. First, we introduce the SEAL (learning from Subgraphs, Embeddings, and Attributes for Link prediction) framework and achieve port-level accuracy in circuit link prediction. Second, we propose Netlist Babel Fish, a netlist format conversion tool leveraging retrieval-augmented generation (RAG) with a large language model (LLM) to improve the compatibility of netlist formats. Finally, we construct SpiceNetlist, a comprehensive dataset that contains 775 annotated circuits across 10 different component classes. Experiments demonstrate accuracy improvements of 16.08% on SpiceNetlist, 11.38% on Image2Net, and 16.01% on Masala-CHAI compared to the baseline in intra-dataset evaluation, while maintaining accuracy from 92.05% to 99.07% in cross-dataset evaluation, exhibiting robust feature transfer capabilities.

1. Introduction

Analog circuit design has mainly been performed manually by experienced engineers. However, analog design is susceptible to layout geometry [1] and even experienced engineers face difficulties when designing them. Therefore, analog circuit design automation has recently gained significant attention [2]. One main task of analog design automation is circuit link prediction, which infers missing component interconnections from incomplete netlists.

There are three conventional methods for general link prediction: heuristic methods, latent feature methods and learning-based methods.

Heuristic methods can be divided into two categories: local similarity metrics, which include the Jaccard index [3, 4], common neighbors [5], preferential attachment [6], and resource allocation [7], and global similarity metrics, including the Katz index [8] and SimRank [9]. Although heuristic methods offer simplicity and interpretability through predefined topological features, their generalizability is limited by dependence on predefined similarity metrics that encode

fixed assumptions about link formation, leading to their inability to adapt to the structural heterogeneity of diverse networks [10, 11]. Therefore, they are not commonly used in circuit link prediction.

Latent-feature methods compute latent properties or node representations, typically through factorizing a specific matrix derived from the network. One of the classic latent-features methods is matrix factorization [12], which decomposes the observed adjacency matrix into a low-rank latent-embedding matrix and its transpose. Another classic kind of latent-feature methods are network embedding methods that learn low-dimensional node representations, for instance, DeepWalk [13] and graph2vec [14]. Although effective, the generalizability of latent-feature methods is often constrained by their reliance on specific factorization assumptions and techniques [11].

In the Electronic Design Automation (EDA) field, where circuit netlists represent graph-structured data, machine learning (ML) methods have gained more prominence. Genssler et al. proposed a novel method using brain-inspired hyperdimensional computing (HDC) for encoding and recognizing gate-level netlists [15]. However, the high-dimensional vector operations involved in HDC led to significant computational and storage overhead, especially when dealing with large-scale graph data [16]. Luo et al. proposed a novel neural model called the Directional Equivariant Hypergraph

*Corresponding author

✉ panguanyuan@hdu.edu.cn (G. Pan); zhoutiansheng_2024@163.com (T. Zhou); mabingtao@hdu.edu.cn (B. Ma); wangyaqi@hdu.edu.cn (Y. Wang); 246270147@hdu.edu.cn (J. Zhao); lizhi2513@hdu.edu.cn (Z. Li); yuguilin0209@163.com (Y. Lin); p1219@cam.ac.uk (P. Liò); shuaiwang@hdu.edu.cn (S. Wang)

Table 1
SpiceNetlist statistics.

Dataset	Graphs	Classes	Avg. Nodes	Avg. Edges
SpiceNetlist	775	10	13.78	15.60

Neural Network (DE-HNN) for effective representation learning on directed hypergraphs, particularly for circuit netlists in chip design [17]. However, DE-HNN's hypergraph diffusion and tensor operations may result in exponentially increasing computational costs as the hyperedge order increases, making it challenging to scale for large chip design [18].

GNNs can leverage the inherent graph structure of circuit netlists, making them well-suited for circuit link prediction. However, a critical challenge is the lack of annotated training data due to high human workload and data sensitivity [19]. Furthermore, the diversity of netlist formats poses significant challenges in analog design automation. In addition, customized netlist formats are often created by modifying standard formats. Consequently, different datasets are often created in different formats, complicating the training processes for machine learning methods.

To address these challenges, we propose **GNN-ACLP**, a GNN-based method for analog circuit link prediction, as illustrated in Figure 1. **1)** We formulate circuit link prediction as an undirected graph link prediction problem, where nodes represent circuit components and edges denote connections. To solve this task, we leverage the SEAL framework, trained using DRNL one-hot encoding augmented with original component node features for enhanced representation learning. **2)** We introduce **Netlist Babel Fish**, a framework featuring RAG for LLM-based interpretation and enabling bidirectional netlist format conversion through domain-specific knowledge integration, to overcome the challenge of differing dataset formats. **3)** We develop a robust preprocessing pipeline to detect and correct content errors and syntactic inconsistencies across SPICE netlist datasets. We then apply the pipeline to two small-scale datasets and integrate them into a single, unified large-scale dataset, SpiceNetlist, to support the training and evaluation of circuit link prediction methods. SpiceNetlist has 775 annotated circuits in both SPICE and JSON formats, featuring 10 component types. We present its statistics in Table 1. The experimental results demonstrate significant performance gains in intra-dataset evaluation, achieving accuracy improvements of 16.08% on SpiceNetlist, 11.38% on Image2Net and 16.01% on Masala-CHAI compared to the baseline method. Furthermore, our method maintains accuracy from 92.05% to 99.07% in cross-dataset evaluation, exhibiting robust feature transfer capabilities.

The contributions of our work are outlined below:

- **GNN-ACLP**, a port-level accurate circuit link prediction method based on the SEAL framework using graph neural networks (GNNs). To the best of our knowledge, this is the first work to address circuit

link prediction at the port level, as opposed to the conventional component-level methods.

- **Netlist Babel Fish**, a netlist format converter enabling port-level netlist parsing across multiple formats, leveraging RAG for LLM-based interpretation.
- **SpiceNetlist**, a novel circuit netlist dataset comprising 775 annotated circuits in both SPICE and JSON formats, featuring 10 component types to facilitate training and evaluation of circuit link prediction methods.

2. Preliminaries and problem formulation

The circuit link prediction problem is a part of the circuit completion problem. One can define the circuit completion problem as follows:

Problem 2.1 (circuit completion problem) Let v_0 and v_1 represent the netlists of two circuit schematics, where v_1 is a partial copy of v_0 missing all connections associated with a component x that are present in v_0 . The circuit completion problem involves predicting the type of the missing component x and all of its missing connections, where

$$x \in \{1, 2, 3, \dots, k\}. \quad (1)$$

Here, netlists define the connections between circuit components, including ports, each with a unique ID and type.

There are several challenges in solving circuit completion problems. First, the problem implicitly assumes an explicit criterion for determining a circuit's validity, which is necessary for verifying a solution's correctness. Although some checks can be performed, no definitive criteria exist to validate a circuit netlist. Second, it may not be relevant to one's interests even if a circuit is valid. As long as both v_0 and v'_0 are netlists of designs that are considered "interesting" (where "interesting" is defined by the specific application), it may be acceptable to predict either as a valid completion of the partial netlist v_1 . However, v'_0 may be a trivial completion irrelevant to the particular application being studied [20, 21]. To address these challenges, we discard any auxiliary information from the netlists and convert each netlist into an undirected graph, denoted as

$$G = (V, E, \phi). \quad (2)$$

In this graph, the set of vertices V represents the ports of all components in the netlist, while the edges denote the connections between these ports in E that link the corresponding vertices. Additionally, each vertex v has an integer type, denoted as $\phi(v)$, taken from the set defined in (1).

We define the circuit link prediction problem as follows:

Problem 2.2 (circuit link completion problem on graphs) Let the graph $G = (V, E, \phi)$ defined in (2) be given. Let G' be a graph obtained by removing an arbitrary vertex $u \in V$ from G . Given the value of $\phi(u)$ and G' , compute the set of neighbors of u in G .

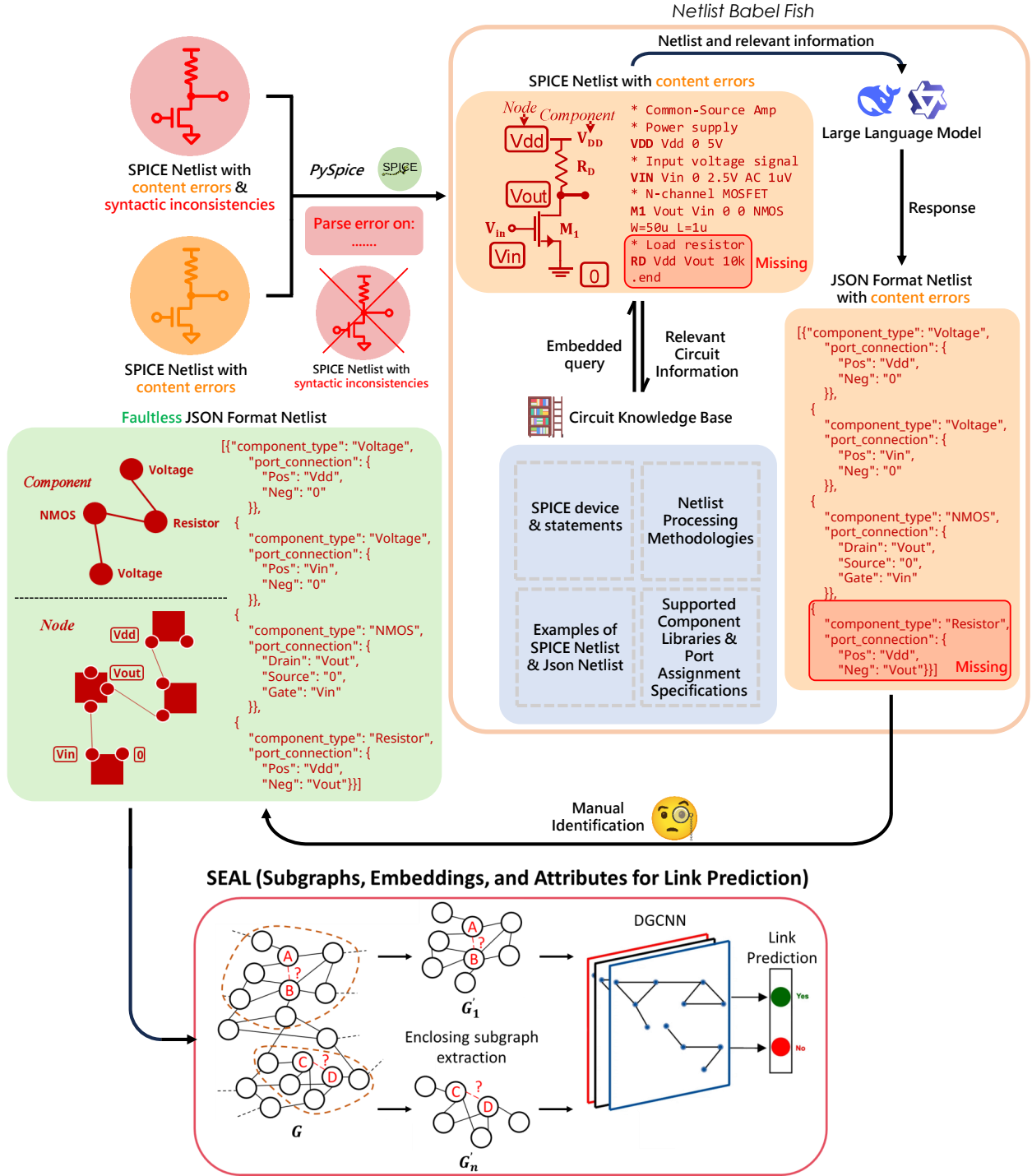


Figure 1: Illustration of GNN-ACLP. We first preprocess SPICE netlist datasets by correcting errors and syntactic inconsistencies, generating faultless JSON netlists. We then enable bidirectional format conversion via Netlist Babel Fish, a RAG-based LLM framework plus domain-specific knowledge. The netlists are then modeled as graphs, and we apply SEAL for circuit link prediction.

Here, the set of neighbors of a node u is defined as the following set:

$$\{v \in V : (u, v) \in E\}. \quad (3)$$

We propose data-driven solutions to tackle the problem. Specifically, we learn a map defined as

$$\hat{\xi} : G, [k] \rightarrow 2^V, \quad (4)$$

that takes as input a graph G and a component type $\phi \in [k]$. This mapping returns a subset of vertices (the power set of vertices V , represented as 2^V) that indicate

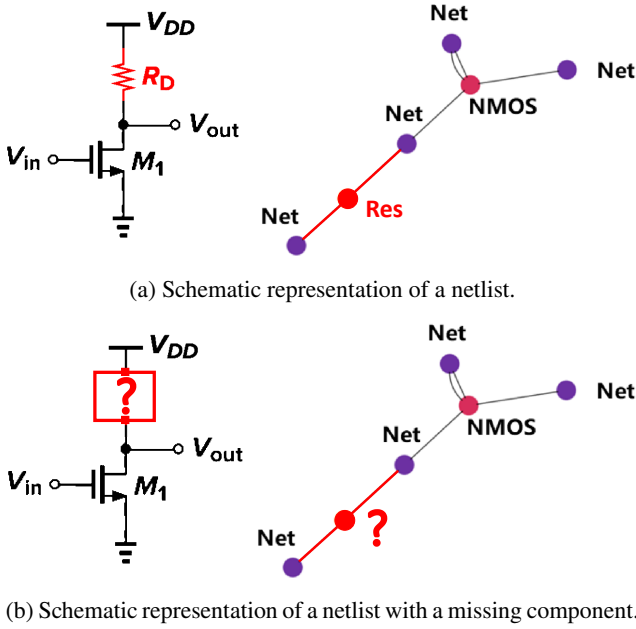


Figure 2: Illustration of the circuit link prediction problem.

the connections for the ports of components within G . We provide visual illustrations of this problem in Figure 2.

3. Link prediction through GNNs

In Problem 2.2, we are given a graph G containing various node types and a distinguished node v . The objective of the problem is to predict the neighborhood of v within G . This problem can be simplified by determining whether an edge should exist between v and each neighboring node u in G . The goal is to assess whether two nodes in the graph will likely be connected by an edge based on the other nodes' connectivity. Therefore, this connection test can be framed as a link prediction problem.

We select the SEAL framework [22], which we illustrate in Figure 3. The idea is to enclose subgraphs around the links in a graph representing positive class instances to extract training data. For a pair of nodes (x, y) , an enclosing subgraph is defined as a subgraph that includes the h -hop neighborhood of both x and y . SEAL also utilizes a node labeling approach denoted as Double-Radius Node Labeling (DRNL) to label nodes within the subgraphs. DRNL aims to identify the different roles of nodes while preserving structural information. We adopt the SEAL framework for link prediction in circuit graphs and train it using DRNL one-hot encoding combined with the original component node features.

It is important to note that our work may not address the circuit link prediction problem on graphs since there can be multiple valid ways to link ports in a partial circuit [23, 24]. Therefore, the proposed method may occasionally encounter failures. However, we show through extensive experiments that graph machine-learning methods yield reliable results on real-world datasets to support human experts in the design, synthesis, and evaluation processes.

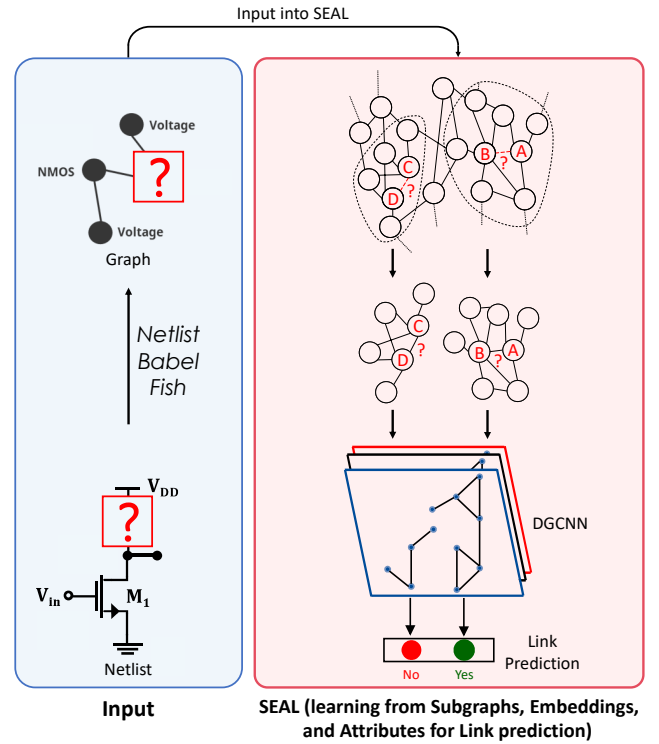


Figure 3: Architecture of our circuit link prediction architecture with SEAL. Netlists are converted into graph representations and processed by SEAL, which extracts and encloses subgraphs to generate training samples for GNN-based link prediction. We implement DGCNN as the GNN architecture.

4. Netlist Babel Fish: Netlist Format Converter

To address the challenge of differing dataset formats, we develop Netlist Babel Fish, a framework that enables bidirectional conversion between netlist formats through integration with domain-specific information. Netlist Babel Fish integrates an LLM with a RAG system grounded in a structured SPICE knowledge base. This knowledge base includes brief references of the SPICE devices and statements [25], methodologies for the netlist process, supported component libraries with port assignment specifications, and examples illustrating practical implementations. We employ DeepSeek-V2.5 [26, 27], DeepSeek-V3-0324 [28, 29] and Qwen3-30B-A3B [30] as the LLM in this framework. We show the workflow of Netlist Babel Fish converting a SPICE netlist to a custom JSON format [31] in Figure 4. This workflow is also reversible for conversion from the custom JSON format to SPICE.

The current implementation focuses on SPICE and JSON format conversions. However, its modular architecture theoretically supports arbitrary netlist format transformations with appropriate domain knowledge bases. The system's extensibility stems from its decoupled knowledge representation framework, where format-specific conversion rules are explicitly encoded.

Netlist Babel Fish

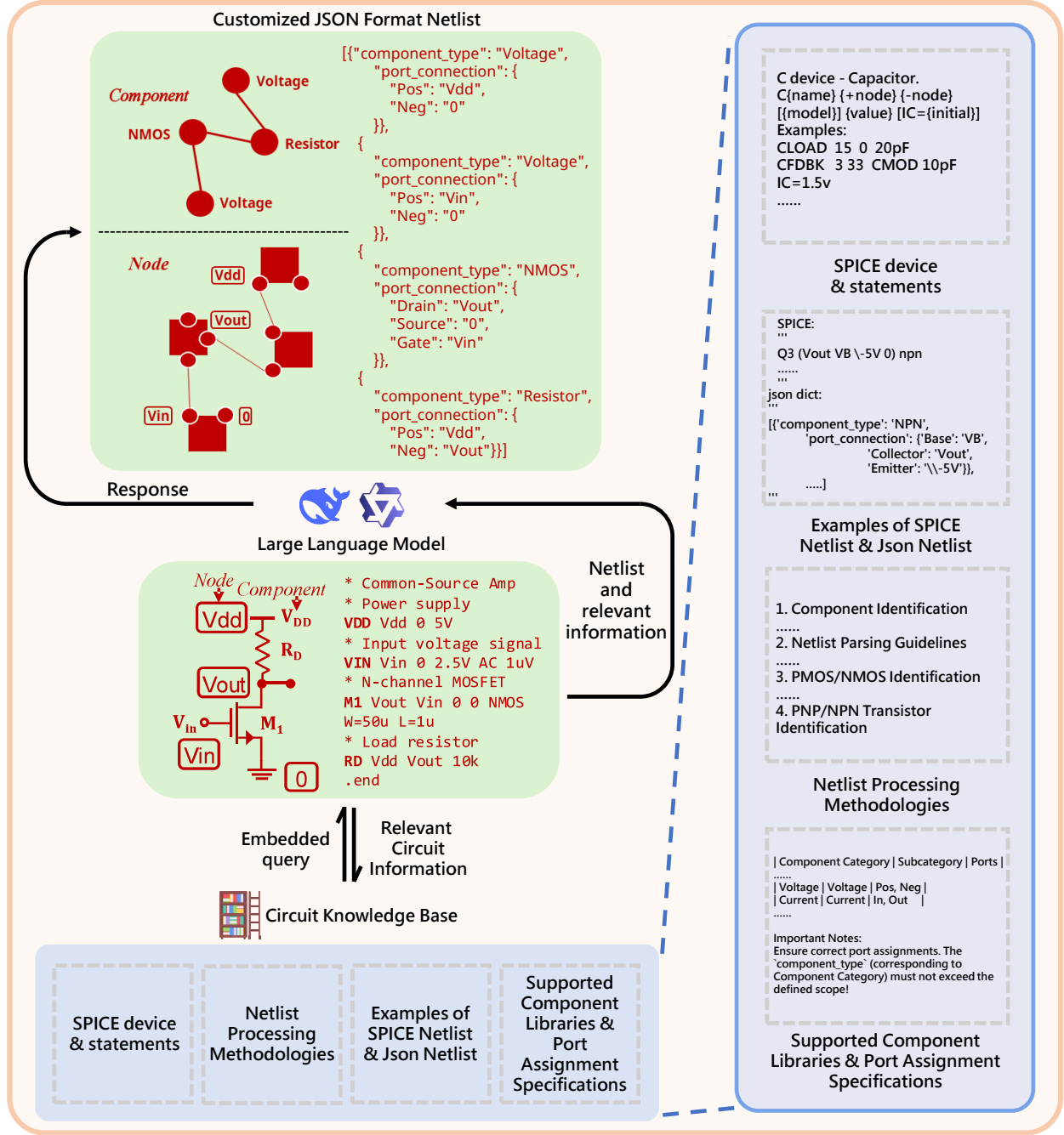


Figure 4: Workflow of Netlist Babel Fish. A SPICE netlist is first processed by an embedded query system that retrieves relevant information from our circuit knowledge base, which includes netlist preprocessing methodologies, supported component libraries including port assignment specifications, and exemplar netlists in both SPICE and JSON formats. The netlist and retrieved data are then fed into an LLM, which generates the corresponding JSON netlist as output.

5. SpiceNetlist: Datasets Rectification

For the circuit link prediction problem, few datasets are available. Moreover, existing SPICE netlist datasets often contain content errors [31] and syntactic inconsistencies, leading to their incompatibility with Netlist Babel Fish for proper parsing.

To address this issue, we utilize PySpice [32] to automatically detect and filter out SPICE netlists with syntactic inconsistencies. Subsequently, we convert all datasets to JSON format with Netlist Babel Fish, and perform manual verification to identify and rectify netlists with content errors in both formats. We illustrate this preprocessing pipeline in Figure 5.

Following this pipeline, we integrate two datasets, Kicad Github [33] and AMSNet [34] as one unified large-scale

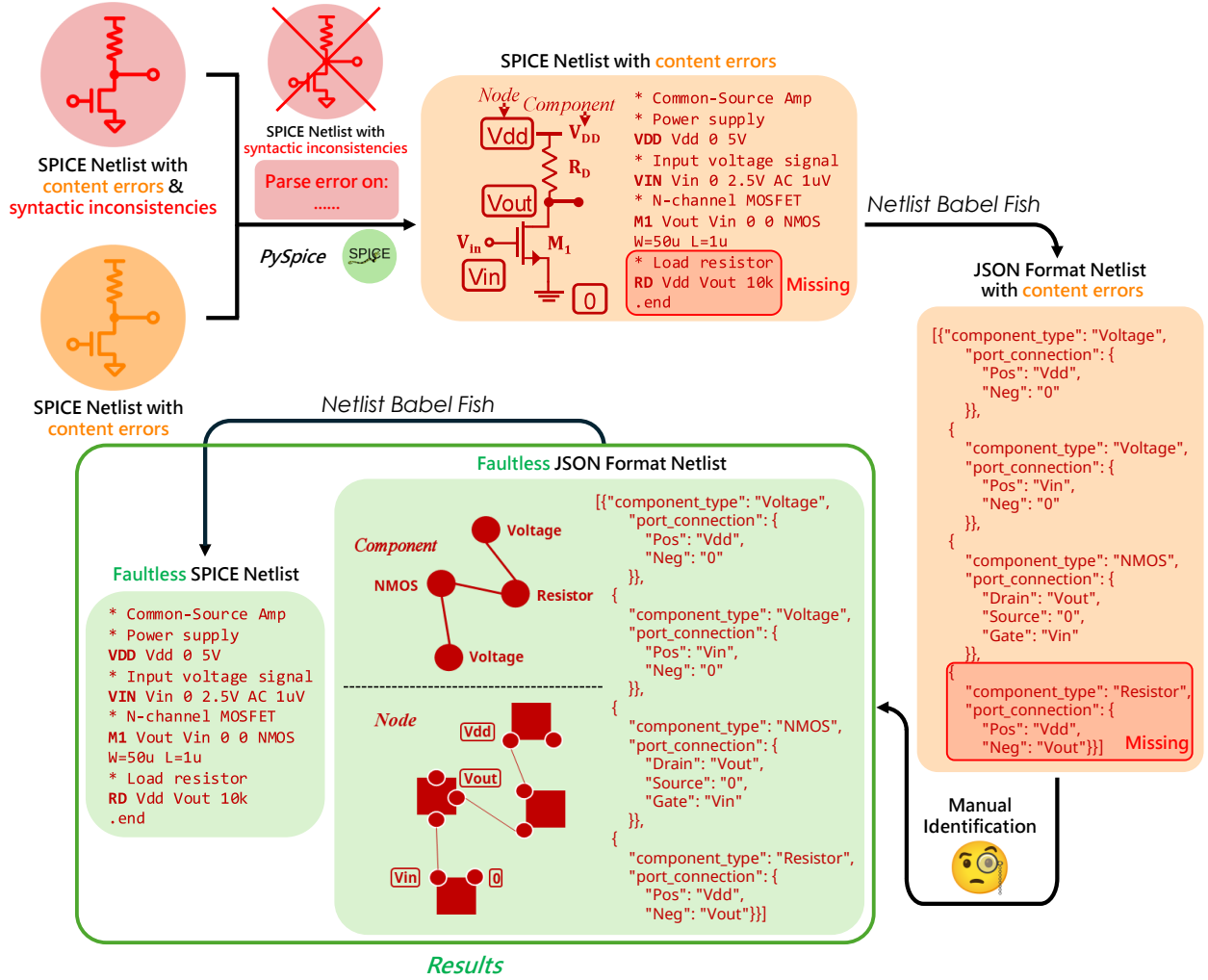


Figure 5: SPICE netlist datasets preprocessing pipeline. SPICE netlists are first validated using PySpice, with syntactically inconsistent netlists being filtered out. The remaining netlists undergo conversion to JSON format via Netlist Babel Fish, where content errors are manually corrected. The resulting faultless JSON netlists are then processed back through Netlist Babel Fish to generate faultless SPICE equivalents.

dataset, SpiceNetlist, whose statistics are shown in Table 1. Furthermore, we apply the preprocessing pipeline to three additional datasets: Image2Net¹, Masala-CHAI [36] and AnalogGenie [37].

6. Experiments

6.1. Dataset Processing

In our experiments, we utilize SpiceNetlist, Image2Net, Masala-CHAI, and AnalogGenie². Table 2 shows the statistics of all datasets, and Table 3 lists all components featured by all datasets.

We opt for an approach similar to batching in the graph learning domain, where we stack the adjacency matrices in

¹Image2Net is provided by Yiren Pan (panyiren@hdu.edu.cn), who is currently writing a paper about his findings, and originated from the 2024 China Postgraduate IC Innovation Competition - EDA Elite Challenge Contest [35] Image Dataset.

²Given the substantial size of AnalogGenie, we randomly select a representative 10% subset for our experiments.

Table 2

Statistics of all datasets utilized in our experiments.

Dataset	Graphs	Classes	Avg. Nodes	Avg. Edges
SpiceNetlist	775	10	13.78	15.60
Image2Net	1960	13	26.36	37.80
Masala-CHAI	4057	13	15.72	19.97
AnalogGenie	4064	9	63.89	168.73

diagonal blocks to represent the entire dataset as a single huge graph. Let $A_i \in [0, 1]^{N_i \times N_i}$ represent the adjacency matrix of graph G_i , where N_i is the number of nodes. Then, the resulting graph will have $N := \sum_{1 \leq i \leq n} N_i$ nodes. The stacked adjacency matrix A with dimensions, $N \times N$, and the corresponding vector with concatenated node features are defined as:

Table 3

Component types and their labels/ports in the datasets.

Component	Label	Ports
PMOS/NMOS	PMOS/NMOS	Drain, Source, Gate
Voltage Source	Voltage	Pos, Neg
Current Source	Current	In, Out
BJT (NPN/PNP)	NPN/NPN_cross/PNP/PNP_cross	Base, Emitter, Collector
Diode	Diode	In, Out
DISO Amplifier	Diso_amp	InN, InP, Out
SISO Amplifier	Siso_amp	In, Out
DIDO Amplifier	Dido_amp	InN, InP, OutN, OutP
Passive Components (Cap, Ind, Res)	Cap, Ind, Res	Pos, Neg

$$A = \begin{bmatrix} A_1 & & \\ & \ddots & \\ & & A_n \end{bmatrix}, \quad X = \begin{bmatrix} X_1 \\ \vdots \\ X_n \end{bmatrix} \quad (5)$$

Link prediction methods typically require a single large graph as input to learn the network structure [38, 39]. Therefore, stacking all graphs in the training dataset allows us to utilize off-the-shelf GNN methods for prediction with minimal additional computational overhead. The large adjacency matrix can also be stored in a compressed format using sparse data structures.

6.2. Experimental Setup

We conduct two distinct evaluation paradigms: intra-dataset evaluation and cross-dataset evaluation. For intra-dataset evaluation, models are trained and tested on the same dataset, specifically SpiceNetlist, Image2Net and Masala-CHAI [36]. For cross-dataset evaluation to assess the generalizability of our method, models are trained on one dataset, tested on another from these three datasets, and further validated on AnalogGenie [37].

For both evaluation paradigms, we employ two experimental configurations: one using the conventional dataset splitting strategy (train, validation, and test splits), and another employing the 5-fold cross-validation strategy, given the prevalent challenge of limited sizes in existing datasets. Here, the traditional split serves as an ablation study to assess the impact of 5-fold cross-validation, ensuring robustness in performance evaluation. For both configurations, we maintain a fixed data split ratio of 70% training, 20% test, and 10% validation. We also conduct experiments with [33] as the baseline, which uses the conventional dataset splitting strategy.

We adopt the SEAL framework with the following Pytorch Geometric implementation: batch size = 1, 2-hop neighborhoods and maximum 50 training epochs with early stopping. The early stopping criterion only engages once test accuracy shows improvement and exceeds 0.5000. Thereafter, training terminates if no improvement ≥ 0.0001 is

observed for three consecutive epochs. We use the one-hot encoding of node labels generated through DRNL and concatenate them with the one-hot encoding of the component types. For SpiceNetlist, we set the learning rate to $1e-6$. For Image2Net and Masala-CHAI, we set the learning rate to $1e-6$ for the baseline and $6e-8$ for our method.

The training graph is constructed using the adjacency stacking approach from Section 6.1. During each experiment, we remove one random vertex from each test graph and predict its connections. We repeat the experiment 10 times and report the average accuracy and ROC-AUC.

6.3. Results and Analysis

The experimental results demonstrate substantial outperformance of our method across all evaluation scenarios:

In the intra-dataset evaluation, **1)** We achieve accuracy gains of 11.08% (conventional split) and 16.08% (5-fold cross-validation) on SpiceNetlist; **2)** We achieve accuracy gains of 9.18% (conventional split) and 11.38% (5-fold cross-validation) on Image2Net; **3)** We achieve accuracy gains of 13.89% (conventional split) and 16.02% (5-fold cross-validation) on Masala-CHAI. We present the results in Table 4 and Figure 6.

In the cross-dataset evaluation, our work maintains accuracy ranging from 92.05% (trained on Image2Net, tested on SpiceNetlist) to 99.07% (trained on SpiceNetlist, tested on AnalogGenie), demonstrating its strong capability to transfer learned features across different circuit netlist datasets. We present the results in Table 5.

Our work achieves promising results, indicating that the proposed method effectively learns netlist structures and can be utilized for component link prediction tasks.

6.4. Ablation Study

To demonstrate the utility of the SEAL framework underlying our method, we conduct an ablation study by replacing the SEAL framework with several alternative methods, including heuristic methods, latent feature methods, and other GNN-based methods, across SpiceNetlist, Image2Net,

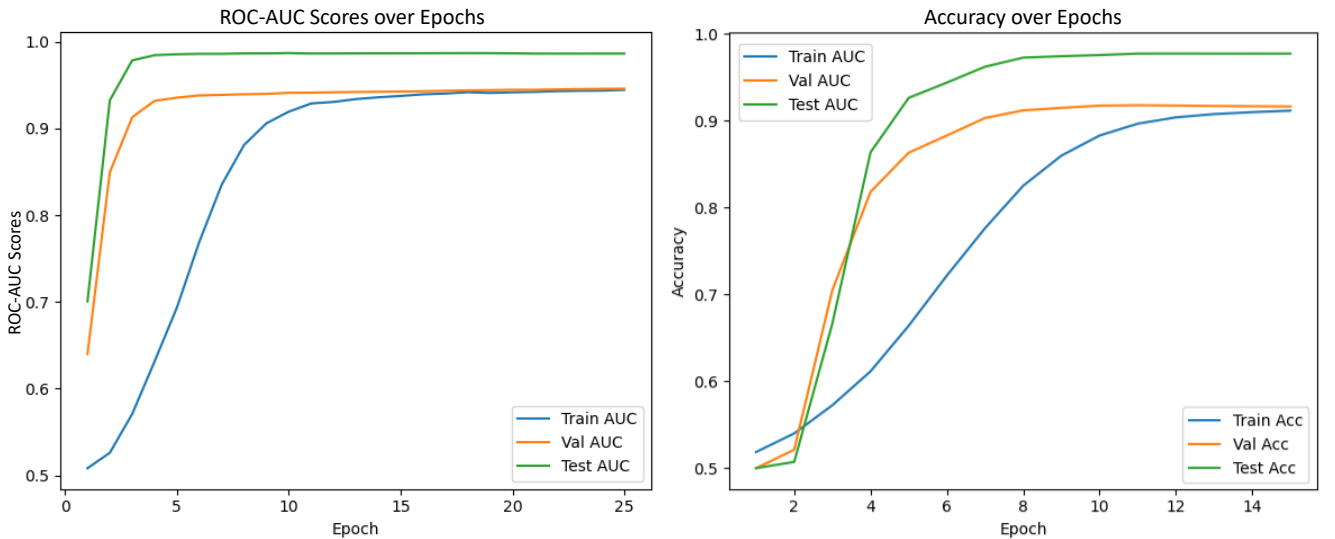
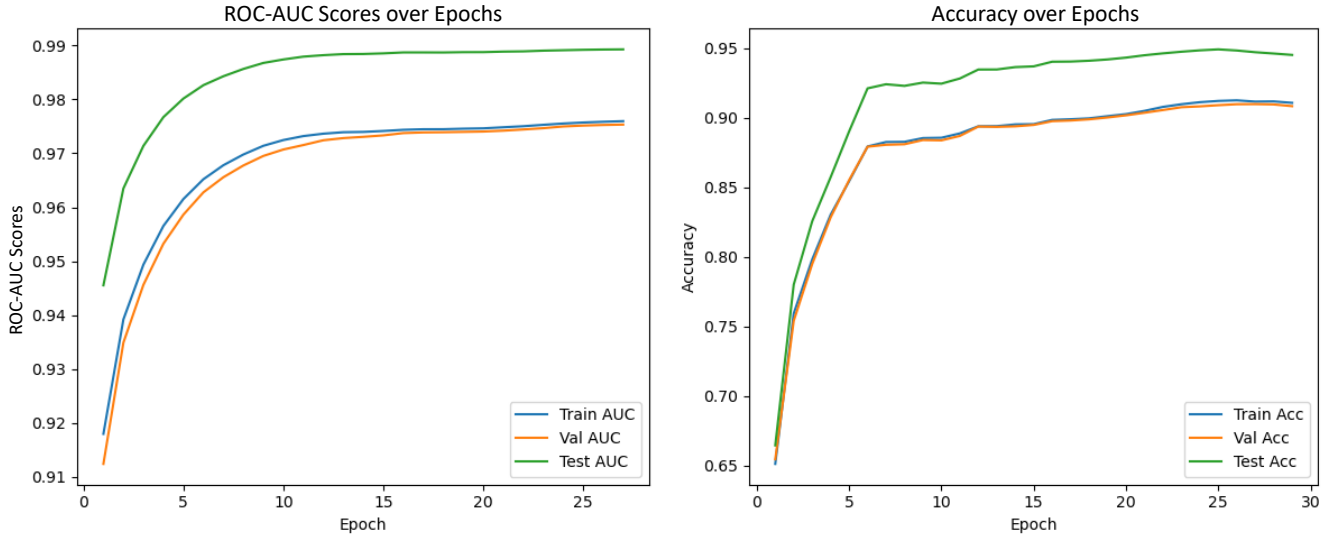
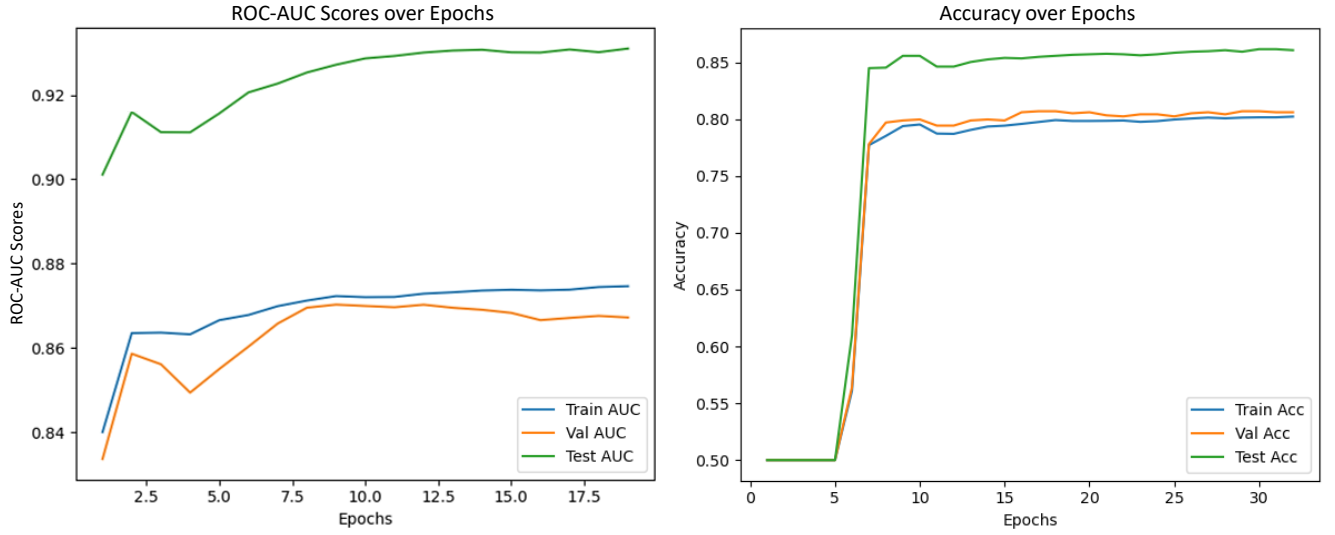


Figure 6: AUC and Accuracy variation tendencies observed in the intra-dataset experiment.

Table 4

Accuracy and ROC-AUC in intra-dataset evaluation. The bold red and blue fonts denote the best and the sub-optimal metrics, respectively.

Method	SpiceNetlist		Image2Net		Masala-CHAI	
	Accuracy	ROC-AUC	Accuracy	ROC-AUC	Accuracy	ROC-AUC
Baseline	77.96% \pm 1.71%	0.8774 \pm 0.0056	85.72% \pm 1.95%	0.9367 \pm 0.0164	80.40% \pm 0.92%	0.8995 \pm 0.0099
Conv. Split (Ours)	89.04% \pm 1.18%	0.9645 \pm 0.0097	94.90% \pm 0.25%	0.9926 \pm 0.0004	94.29% \pm 0.28%	0.9892 \pm 0.0009
5-fold CV (Ours)	94.04% \pm 0.70%	0.9866 \pm 0.0019	97.10% \pm 0.24%	0.9979 \pm 0.0003	96.42% \pm 1.24%	0.9959 \pm 0.0005

Table 5

Accuracy and ROC-AUC in cross-dataset evaluation. The bold fonts denote the best results.

Train Dataset	Test Dataset	Baseline Performance		5-fold CV (Ours) Performance	
		Accuracy	ROC-AUC	Accuracy	ROC-AUC
SpiceNetlist	Image2Net	82.95% \pm 1.45%	0.9163 \pm 0.0114	96.94% \pm 0.88%	0.9963 \pm 0.0014
SpiceNetlist	Masala-CHAI	77.00% \pm 1.47%	0.8600 \pm 0.0030	95.98% \pm 1.08%	0.9945 \pm 0.0017
Image2Net	SpiceNetlist	75.10% \pm 3.11%	0.8848 \pm 0.0050	92.05% \pm 0.75%	0.9867 \pm 0.0021
Image2Net	Masala-CHAI	75.47% \pm 1.28%	0.8706 \pm 0.0048	96.12% \pm 0.66%	0.9962 \pm 0.0007
Masala-CHAI	SpiceNetlist	72.84% \pm 8.50%	0.8678 \pm 0.0424	93.06% \pm 1.66%	0.9859 \pm 0.0019
Masala-CHAI	Image2Net	82.35% \pm 8.01%	0.9293 \pm 0.0151	97.18% \pm 0.85%	0.9974 \pm 0.0004
SpiceNetlist	AnalogGenie	69.99% \pm 2.17%	0.7822 \pm 0.0330	99.07% \pm 0.82%	0.9995 \pm 0.0003
Image2Net	AnalogGenie	71.23% \pm 2.32%	0.7950 \pm 0.0402	98.73% \pm 1.32%	0.9997 \pm 0.0002
Masala-CHAI	AnalogGenie	74.19% \pm 2.58%	0.8107 \pm 0.0378	98.68% \pm 1.07%	0.9997 \pm 0.0002

and Masala-CHAI, using the 5-fold cross-validation strategy. We present the results in Table 6³.

We believe that the superior performance of SEAL can be attributed to its inherent adaptability for analog circuit link prediction, wherein the underlying graphs exhibit both sparsity and large-scale topology.

Heuristic methods, which rely on closed-triangle assumptions or preferential attachment mechanisms, prove inadequate in sparse graphs due to their inability to capture structural idiosyncrasies [51]. Latent feature methods fails either since insufficient node interactions prevent meaningful learning of high-order correlations needed for latent semantic extraction [52]. They may also erroneously encode unobserved links as zero-weight edges, creating inconsistency between partial and complete graph representations [53]. As for other GNN-based methods here, they are node-based and compute two node representations independently of each other without considering their relative positions and associations. SEAL, on the other hand, is a subgraph-based method and extracts an enclosing subgraph around each target link. Therefore, it better models the associations between

two target nodes in a sparse graph. The node labeling step in SEAL also helps model the associations between the two target nodes, especially when the graph is sparse [54].

The computational resources required by different frameworks for predicting on large circuit graphs are also a critical consideration. Katz [55], PageRank [56], SimRank [57], graph2vec [58], SPC [59], GCN [60] and VGAE⁴ suffer from high computational complexity, making them inefficient for large-scale circuit graphs. Therefore, when applied to circuit graphs that are large, these methods exhibit prohibitive resource demands and may even OOM or OOT. For instance, SimRank consumes nearly 40 GB of GPU memory on Image2Net, graph2vec requires more than 20 hours for training on SpiceNetlist, and VGAE occupies 34 GB of memory on Masala-CHAI. In contrast, SEAL completes training on each individual dataset (SpiceNetlist, Image2Net, and Masala-CHAI) in under 10 hours with significantly lower GPU memory.

⁴VGAE faces a trade-off in node feature decomposition: a large latent dimension increases computational overhead, while a small one may fail to capture essential latent factors [61]. Additionally, VGAE-based methods often suffer from training instability, and correcting this deviation introduces additional computational costs. [62, 63]

³Since some of the frameworks are infeasible due to high computational complexity, we only include the results for the methods which are feasible for the experiment (i.e., OOM indicates the method needs more than 48 GB GPU RAM, and OOT indicates the method takes more than 48 hours).

Table 6

Ablation study comparison results of SEAL and other methods. The bold red and blue fonts denote the best and the sub-optimal metrics, respectively.

Framework	SpiceNetlist		Image2Net		Masala-CHAI	
	Accuracy	ROC-AUC	Accuracy	ROC-AUC	Accuracy	ROC-AUC
common neighbors [5]	75.86% \pm 0.40%	0.7586 \pm 0.0040	88.36% \pm 0.15%	0.8836 \pm 0.0015	86.16% \pm 0.16%	0.8616 \pm 0.0016
Jaccard [4]	74.92% \pm 0.89%	0.7586 \pm 0.0040	88.34% \pm 0.16%	0.8836 \pm 0.0015	86.14% \pm 0.15%	0.8616 \pm 0.0016
preferential attachment [6]	59.16% \pm 1.74%	0.6198 \pm 0.0059	65.33% \pm 0.42%	0.6972 \pm 0.0023	65.65% \pm 0.11%	0.7043 \pm 0.0023
Adamic-Adar [40]	75.82% \pm 0.41%	0.7586 \pm 0.0040	88.35% \pm 0.15%	0.8836 \pm 0.0015	86.16% \pm 0.15%	0.8616 \pm 0.0016
resource allocation [7]	75.82% \pm 0.41%	0.7586 \pm 0.0040	88.35% \pm 0.15%	0.8836 \pm 0.0015	86.16% \pm 0.15%	0.8616 \pm 0.0016
Katz [8]	85.08% \pm 0.32%	0.8515 \pm 0.0033	OOT	OOT	OOT	OOT
PageRank [41]	59.79% \pm 1.47%	0.6277 \pm 0.0059	OOT	OOT	OOT	OOT
SimRank [9]	79.47% \pm 0.16%	0.7952 \pm 0.0015	90.95% \pm 0.03%	0.9096 \pm 0.0004	OOM	OOM
WLNLM [42]	69.33% \pm 0.36%	0.8170 \pm 0.0025	89.15% \pm 0.03%	0.9779 \pm 0.0002	91.22% \pm 0.04%	0.9757 \pm 0.0001
WEGL [43]	64.17% \pm 3.26%	0.6036 \pm 0.0384	80.92% \pm 2.46%	0.8230 \pm 0.0207	77.53% \pm 4.71%	0.7752 \pm 0.0391
SEAL (Ours)	94.04% \pm 0.70%	0.9866 \pm 0.0019	97.10% \pm 0.24%	0.9979 \pm 0.0003	96.42% \pm 1.24%	0.9959 \pm 0.0005

(a) Ablation study comparison results of SEAL and heuristic methods.

Framework	SpiceNetlist		Image2Net		Masala-CHAI	
	Accuracy	ROC-AUC	Accuracy	ROC-AUC	Accuracy	ROC-AUC
SBM [44]	58.57% \pm 1.75%	0.6109 \pm 0.0031	59.77% \pm 0.11%	0.6032 \pm 0.0015	60.91% \pm 0.07%	0.6144 \pm 0.0013
BMF [45]	52.26% \pm 0.19%	0.5405 \pm 0.0031	58.96% \pm 0.09%	0.6760 \pm 0.0008	58.23% \pm 0.08%	0.6621 \pm 0.0010
graph2vec [14]	65.75% \pm 2.74%	0.7315 \pm 0.0283	60.69% \pm 0.41%	0.6938 \pm 0.0089	OOT	OOT
AROPE [46]	71.56% \pm 0.15%	0.8048 \pm 0.0027	71.50% \pm 0.08%	0.8041 \pm 0.0010	71.52% \pm 0.14%	0.8044 \pm 0.0022
SPC [47]	71.53% \pm 3.26%	0.8197 \pm 0.0108	OOT	OOT	OOT	OOT
SEAL (Ours)	94.04% \pm 0.70%	0.9866 \pm 0.0019	97.10% \pm 0.24%	0.9979 \pm 0.0003	96.42% \pm 1.24%	0.9959 \pm 0.0005

(b) Ablation study comparison results of SEAL and latent feature methods.

Framework	SpiceNetlist		Image2Net		Masala-CHAI	
	Accuracy	ROC-AUC	Accuracy	ROC-AUC	Accuracy	ROC-AUC
VGAE [48]	63.80% \pm 2.00%	0.7197 \pm 0.0099	71.58% \pm 1.18%	0.8318 \pm 0.0078	69.37% \pm 1.54%	0.8115 \pm 0.0114
GraphSAGE [49]	65.07% \pm 2.94%	0.7683 \pm 0.0172	78.45% \pm 0.26%	0.9147 \pm 0.0025	77.74% \pm 0.19%	0.9108 \pm 0.0009
GCN+LRGA [50]	50.89% \pm 1.21%	0.7029 \pm 0.0268	OOT	OOT	OOT	OOT
SEAL (Ours)	94.04% \pm 0.70%	0.9866 \pm 0.0019	97.10% \pm 0.24%	0.9979 \pm 0.0003	96.42% \pm 1.24%	0.9959 \pm 0.0005

(c) Ablation study comparison results of SEAL and other GNN-based methods.

7. Discussion

While our GNN-ACLP showcases significant promise in circuit link prediction, limitations exist. To comprehensively analyzing the limits of GNN-ACLP, failed examples are shown in Table 7³. Specifically, we train and test GNN-ACLP and other methods on AnalogGenie with the 5-fold cross-validation strategy.

The observed OOT issue in GNN-ACLP for AnalogGenie may be attributed to the inherent computational complexity of SEAL, particularly due to its node labeling approach [54]. Notably, SEAL's performance tends to degrade when applied to highly dense graph structures since its labeling approach struggles to distinguish critical circuit

subgraphs [64], a key challenge in AnalogGenie's highly dense networks.

To address these challenges, we will optimize SEAL's enclosing subgraph extraction by filtering electrically irrelevant nodes and introduce circuit-specific labeling approach to reduce complexity without sacrificing accuracy in the future. Furthermore, we are exploring alternative frameworks capable of more effective structural representation learning in dense graphs, thereby overcoming SEAL's limitations in such scenarios.

Table 7

Performance comparison results on AnalogGenie. The bold red and blue fonts denote the best and the sub-optimal metrics, respectively.

Framework	AnalogGenie	
	Accuracy	ROC-AUC
common neighbors	95.32% \pm 0.03%	0.9532 \pm 0.0003
Jaccard	95.32% \pm 0.03%	0.9532 \pm 0.0003
preferential attachment	69.64% \pm 0.05%	0.7403 \pm 0.0006
Adamic-Adar	95.32% \pm 0.03%	0.9532 \pm 0.0003
resource allocation	95.32% \pm 0.03%	0.9532 \pm 0.0003
Katz	OOT	OOT
PageRank	OOT	OOT
SimRank	OOM	OOM
WLNLM	97.46% \pm 0.04%	0.9978 \pm 0.0000
WEGL	82.69% \pm 3.14%	0.8778 \pm 0.0295
SEAL (Ours)	OOT	OOT

(a) Performance comparison results of GNN-ACLP and heuristic methods on AnalogGenie.

Framework	AnalogGenie	
	Accuracy	ROC-AUC
SBM	56.05% \pm 0.02%	0.5629 \pm 0.0004
BMF	64.38% \pm 0.03%	0.7776 \pm 0.0002
graph2vec	OOT	OOT
AROPE	71.55% \pm 0.20%	0.8046 \pm 0.0027
SPC	OOT	OOT
SEAL (Ours)	OOT	OOT

(b) Performance comparison results of GNN-ACLP and latent feature methods on AnalogGenie.

Framework	AnalogGenie	
	Accuracy	ROC-AUC
VGAE	OOM	OOM
GraphSAGE	79.36% \pm 0.17%	0.9296 \pm 0.0020
GCN+LRGA	OOT	OOT
SEAL (Ours)	OOT	OOT

(c) Performance comparison results of GNN-ACLP and other GNN methods on AnalogGenie.

8. Future Work

We believe GNN-ACLP will serve as a pivotal component of an end-to-end pipeline for analog circuit design automation.

GNN-ACLP for Structural Verification and Consistency Constraint Recent research has demonstrated the

potential of adapting LLMs to analog circuit design automation [65, 66, 67, 68]. However, LLMs exhibit limitations in precise mathematical computations [69], relational understanding [70], and logical reasoning [71], often requiring manual instructions and verifications [72]. Furthermore, they remain prone to hallucination and may confidently produce incorrect outputs [73]. In this context, GNN-ACLP can serve as a structural verification and repair module, automatically detecting and correcting potential missing or incorrect connections in preliminary netlists generated by LLMs. Beyond LLM-generated netlists, GNN-ACLP's structural verification capability also benefits broader circuit design workflows. It may function as a structural consistency constraint module within methods using unified frameworks [74], guaranteeing that generated circuit topologies maintain structural validity.

Netlist Babel Fish for Cross-Format Netlist Unification As previously stated, the diversity of netlist formats poses significant challenges in analog design automation, substantially increasing maintenance costs [75]. For instance, a critical obstacle lies in identifying functional blocks, which is fundamental to constructing hierarchical netlist representations. However, the diversity of netlist formats compromises the consistency of topological structure representations and reduces the generalizability of computational models [76]. Given these constraints, Netlist Babel Fish leveraging RAG and LLMs can mitigate these interoperability barriers and enable cross-format netlists unification.

GNN-ACLP for Analog Circuit Design Automation Explainability and Interpretability The integration of trustworthy algorithms with explainability and interpretability is critically important for analog circuit design automation [77]. SEAL framework within GNN-ACLP, which is a subgraph-based GNN method, offers explicit explanations for predicted edges and demonstrates superior interpretability. Furthermore, Netlist Babel Fish generates natural language explanations while cross-referencing multiple netlist formats, thereby improves transparency, usability, and engineer trust.

9. Conclusion

We propose GNN-ACLP, a novel graph neural networks based framework with SEAL framework integration and achieve port-level accuracy in analog circuit link prediction. We also propose Netlist Babel Fish, a netlist format conversion tool combining RAG with an LLM. Additionally, we create the SpiceNetlist dataset for training and evaluation of circuit link prediction methods. Results of the experiment show that our method achieves state-of-the-art performance.

CRedit authorship contribution statement

Guanyuan Pan: Investigation, Validation, Software, Writing – original draft, Visualization. **Tiansheng Zhou:**

Data curation, Visualization. **Bingtao Ma**: Writing – review and editing. **Yaqi Wang**: Conceptualization, Writing – review and editing. **Jianxiang Zhao**: Writing – review and editing. **Zhi Li**: Visualization. **Yugui Lin**: Validation. **Pietro Liò**: Writing – review and editing. **Shuai Wang**: Resources, Supervision, Writing – review and editing.

Data Availability

Code and data will be made available on request to the corresponding author.

References

- [1] J. Scheible, J. Lienig, Automation of analog ic layout: Challenges and solutions, in: Proceedings of the 2015 Symposium on International Symposium on Physical Design, 2015, pp. 33–40.
- [2] J. Sturm, Y. Mehlman, L. E. Aygun, C. Wu, Z. Zheng, P. Kumar, S. Wagner, N. Verma, (keynote) machine learning and high-speed circuitry in thin film transistors for sensor interfacing in hybrid large-area electronic systems, ECS Transactions 92 (4) (2019) 121. doi:10.1149/09204.0121ecst.
- [3] P. Jaccard, The distribution of the flora in the alpine zone. 1, New phytologist 11 (2) (1912) 37–50.
- [4] T. Pn, M. Steinbach, V. Kumar, Introduction to data mining, Addison-Wesley, 2005.
- [5] M. E. J. Newman, Clustering and preferential attachment in growing networks, Phys. Rev. E 64 (2001) 025102. doi:10.1103/PhysRevE.64.025102.
- [6] A.-L. Barabási, R. Albert, Emergence of scaling in random networks, science 286 (5439) (1999) 509–512.
- [7] T. Zhou, L. Lü, Y.-C. Zhang, Predicting missing links via local information, The European Physical Journal B 71 (2009) 623–630.
- [8] L. Katz, A new status index derived from sociometric analysis, Psychometrika 18 (1) (1953) 39–43.
- [9] G. Jeh, J. Widom, Simrank: a measure of structural-context similarity, in: Proceedings of the eighth ACM SIGKDD international conference on Knowledge discovery and data mining, 2002, pp. 538–543.
- [10] D. Liben-Nowell, J. Kleinberg, The link prediction problem for social networks, in: Proceedings of the twelfth international conference on Information and knowledge management, 2003, pp. 556–559.
- [11] S. Haghighi, M. R. Keyvanpour, A systemic analysis of link prediction in social network, Artificial Intelligence Review 52 (2019) 1961–1995.
- [12] Y. Koren, R. Bell, C. Volinsky, Matrix factorization techniques for recommender systems, Computer 42 (8) (2009) 30–37.
- [13] B. Perozzi, R. Al-Rfou, S. Skiena, Deepwalk: Online learning of social representations, in: Proceedings of the 20th ACM SIGKDD international conference on Knowledge discovery and data mining, 2014, pp. 701–710.
- [14] A. Narayanan, M. Chandramohan, R. Venkatesan, L. Chen, Y. Liu, S. Jaiswal, graph2vec: Learning distributed representations of graphs, in: Proceedings of the 13th International Workshop on Mining and Learning with Graphs (MLG), 2017.
- [15] P. R. Genssler, L. Alrahis, O. Sinanoglu, H. Amrouch, HDCircuit: Brain-Inspired HyperDimensional Computing for Circuit Recognition, in: 2024 Design, Automation & Test in Europe Conference & Exhibition (DATE), IEEE, Valencia, Spain, 2024, pp. 1–2. doi:10.23919/DATE58400.2024.10546587.
- [16] L. Ge, K. K. Parhi, Classification using hyperdimensional computing: A review, IEEE Circuits and Systems Magazine 20 (2) (2020) 30–47. doi:10.1109/mcas.2020.2988388.
- [17] Z. Luo, T. S. Hy, P. Tabaghi, M. Defferrard, E. Rezaei, R. M. Carey, R. Davis, R. Jain, Y. Wang, De-hnn: An effective neural model for circuit netlist representation, in: International Conference on Artificial Intelligence and Statistics, PMLR, 2024, pp. 4258–4266.
- [18] J. Kim, S. Oh, S. Cho, S. Hong, Equivariant hypergraph neural networks, in: European Conference on Computer Vision, Springer, 2022, pp. 86–103.
- [19] X. Jiang, zhuomin chai, Y. Zhao, Y. Lin, R. Wang, R. Huang, Circuitnet 2.0: An advanced dataset for promoting machine learning innovations in realistic chip design environment, in: The Twelfth International Conference on Learning Representations, 2024.
- [20] K. Datta, I. Sengupta, H. Rahaman, A post-synthesis optimization technique for reversible circuits exploiting negative control lines, IEEE Transactions on Computers 64 (4) (2015) 1208–1214. doi:10.1109/TC.2014.2315641.
- [21] A. Beg, A. Elchouemi, R. Beg, A collaborative platform for facilitating standard cell characterization, in: Proceedings of the 2013 IEEE 17th International Conference on Computer Supported Cooperative Work in Design (CSCWD), 2013, pp. 202–206. doi:10.1109/CSCWD.2013.6580963.
- [22] M. Zhang, Y. Chen, Link prediction based on graph neural networks, Advances in neural information processing systems 31 (2018).
- [23] J. I. Hibshman, T. Weninger, Inherent limits on topology-based link prediction, Transactions on Machine Learning Research (2023).
- [24] J. Chen, H. He, F. Wu, J. Wang, Topology-aware correlations between relations for inductive link prediction in knowledge graphs, in: Proceedings of the AAAI conference on artificial intelligence, Vol. 35, 2021, pp. 6271–6278.
- [25] eCircuit Center, SPICE Summary — ecircuitcenter.com, <https://www.ecircuitcenter.com/SPICESummary.htm>, [Accessed 06-02-2025].
- [26] DeepSeek-AI, A. Liu, B. Feng, B. Wang, B. Wang, B. Liu, C. Zhao, C. Deng, C. Ruan, D. Dai, D. Guo, D. Yang, D. Chen, D. Ji, E. Li, F. Lin, F. Luo, G. Hao, G. Chen, G. Li, H. Zhang, H. Xu, H. Yang, H. Zhang, H. Ding, H. Xin, H. Gao, H. Li, H. Qu, J. L. Cai, J. Liang, J. Guo, J. Ni, J. Li, J. Chen, J. Yuan, J. Qiu, J. Song, K. Dong, K. Gao, K. Guan, L. Wang, L. Zhang, L. Xu, L. Xia, L. Zhao, L. Zhang, M. Li, M. Wang, M. Zhang, M. Zhang, M. Tang, M. Li, N. Tian, P. Huang, P. Wang, P. Zhang, Q. Zhu, Q. Chen, Q. Du, R. J. Chen, R. L. Jin, R. Ge, R. Pan, R. Xu, R. Chen, S. S. Li, S. Lu, S. Zhou, S. Chen, S. Wu, S. Ye, S. Ma, S. Wang, S. Zhou, S. Yu, S. Zhou, S. Zheng, T. Wang, T. Pei, T. Yuan, T. Sun, W. L. Xiao, W. Zeng, W. An, W. Liu, W. Liang, W. Gao, W. Zhang, X. Q. Li, X. Jin, X. Wang, X. Bi, X. Liu, X. Wang, X. Shen, X. Chen, X. Chen, X. Nie, X. Sun, X. Wang, X. Liu, X. Xie, X. Yu, X. Song, X. Zhou, X. Yang, X. Lu, X. Su, Y. Wu, Y. K. Li, Y. X. Wei, Y. X. Zhu, Y. Xu, Y. Huang, Y. Li, Y. Zhao, Y. Sun, Y. Li, Y. Wang, Y. Zheng, Y. Zhang, Y. Xiong, Y. Zhao, Y. He, Y. Tang, Y. Piao, Y. Dong, Y. Tan, Y. Liu, Y. Wang, Y. Guo, Y. Zhu, Y. Wang, Y. Zou, Y. Zha, Y. Ma, Y. Yan, Y. You, Y. Liu, Z. Z. Ren, Z. Ren, Z. Sha, Z. Fu, Z. Huang, Z. Zhang, Z. Xie, Z. Hao, Z. Shao, Z. Wen, Z. Xu, Z. Zhang, Z. Li, Z. Wang, Z. Gu, Z. Li, Z. Xie, Deepseek-v2: A strong, economical, and efficient mixture-of-experts language model (2024). arXiv:2405.04434.
- [27] DeepSeek-V2.5: A New Open-Source Model Combining General and Coding Capabilities, <https://api-docs.deepseek.com/news/news0905>, [Accessed 12-02-2025].
- [28] DeepSeek-AI, A. Liu, B. Feng, B. Xue, B. Wang, B. Wu, C. Lu, C. Zhao, C. Deng, C. Zhang, C. Ruan, D. Dai, D. Guo, D. Yang, D. Chen, D. Ji, E. Li, F. Lin, F. Dai, F. Luo, G. Hao, G. Chen, G. Li, H. Zhang, H. Bao, H. Xu, H. Wang, H. Zhang, H. Ding, H. Xin, H. Gao, H. Li, H. Qu, J. L. Cai, J. Liang, J. Guo, J. Ni, J. Li, J. Wang, J. Chen, J. Chen, J. Yuan, J. Qiu, J. Li, J. Song, K. Dong, K. Hu, K. Gao, K. Guan, K. Huang, K. Yu, L. Wang, L. Zhang, L. Xu, L. Xia, L. Zhao, L. Wang, L. Zhang, M. Li, M. Wang, M. Zhang, M. Zhang, M. Tang, M. Li, N. Tian, P. Huang, P. Wang, P. Zhang, Q. Wang, Q. Zhu, Q. Chen, Q. Du, R. J. Chen, R. L. Jin, R. Ge, R. Zhang, R. Pan, R. Wang, R. Xu, R. Zhang, R. Chen, S. S. Li, S. Lu, S. Zhou, S. Chen, S. Wu, S. Ye, S. Ye, S. Ma, S. Wang, S. Zhou, S. Yu, S. Zhou, S. Pan, T. Wang, T. Yun, T. Pei, T. Sun, W. L. Xiao, W. Zeng, W. Zhao, W. An, W. Liu, W. Liang, W. Gao, W. Yu, W. Zhang, X. Q. Li, X. Jin, X. Wang, X. Bi, X. Liu, X. Wang, X. Shen, X. Chen, X. Zhang, X. Chen, X. Nie, X. Sun, X. Wang, X. Cheng, X. Liu, X. Xie, X. Liu, X. Yu, X. Song, X. Shan, X. Zhou, X. Yang, X. Li, X. Su, X. Lin,

- Y. K. Li, Y. Q. Wang, Y. X. Wei, Y. X. Zhu, Y. Zhang, Y. Xu, Y. Xu, Y. Huang, Y. Li, Y. Zhao, Y. Sun, Y. Li, Y. Wang, Y. Yu, Y. Zheng, Y. Zhang, Y. Shi, Y. Xiong, Y. He, Y. Tang, Y. Piao, Y. Wang, Y. Tan, Y. Ma, Y. Liu, Y. Guo, Y. Wu, Y. Ou, Y. Zhu, Y. Wang, Y. Gong, Y. Zou, Y. He, Y. Zha, Y. Xiong, Y. Ma, Y. Yan, Y. Luo, Y. You, Y. Liu, Y. Zhou, Z. F. Wu, Z. Z. Ren, Z. Ren, Z. Sha, Z. Fu, Z. Xu, Z. Huang, Z. Zhang, Z. Xie, Z. Zhang, Z. Hao, Z. Gou, Z. Ma, Z. Yan, Z. Shao, Z. Xu, Z. Wu, Z. Zhang, Z. Li, Z. Gu, Z. Zhu, Z. Liu, Z. Li, Z. Xie, Z. Song, Z. Gao, Z. Pan, Deepseek-v3 technical report (2025). arXiv:2412.19437.
- [29] DeepSeek-V3-0324 Release, <https://api-docs.deepseek.com/news/news250325>, [Accessed 28-04-2025].
- [30] A. Yang, A. Li, B. Yang, B. Zhang, B. Hui, B. Zheng, B. Yu, C. Gao, C. Huang, C. Lv, C. Zheng, D. Liu, F. Zhou, F. Huang, F. Hu, H. Ge, H. Wei, H. Lin, J. Tang, J. Yang, J. Tu, J. Zhang, J. Yang, J. Yang, J. Zhou, J. Zhou, J. Lin, K. Dang, K. Bao, K. Yang, L. Yu, L. Deng, M. Li, M. Xue, M. Li, P. Zhang, P. Wang, Q. Zhu, R. Men, R. Gao, S. Liu, S. Luo, T. Li, T. Tang, W. Yin, X. Ren, X. Wang, X. Zhang, X. Ren, Y. Fan, Y. Su, Y. Zhang, Y. Zhang, Y. Wan, Y. Liu, Z. Wang, Z. Cui, Z. Zhang, Z. Zhou, Z. Qiu, Qwen3 technical report (2025). arXiv:2505.09388.
- [31] N. C. of Technology Innovation for EDA, 2024 China Postgraduate IC Innovation Competition: EDA Elite Challenge Q10 Guide, <https://edaoss.icisc.cn/file/cacheFile/2024/8/7/905c4088385441fea110889b1fdeb30d.pdf> (2024).
- [32] F. Salvaire, Pyspice, accessed: 2025-02-12. URL <https://pyspice.fabrice-salvaire.fr/>
- [33] A. Said, M. Shabbir, B. Broll, W. Abbas, P. Völgyesi, X. Koutsoukos, Circuit design completion using graph neural networks, *Neural Computing and Applications* 35 (16) (2023) 12145–12157. doi:10.1007/s00521-023-08346-x.
- [34] Z. Tao, Y. Shi, Y. Huo, R. Ye, Z. Li, L. Huang, C. Wu, N. Bai, Z. Yu, T.-J. Lin, L. He, Amsnet: Netlist dataset for ams circuits, in: 2024 IEEE LLM Aided Design Workshop (LAD), 2024, pp. 1–5. doi:10.1109/LAD62341.2024.10691781.
- [35] 2024 China Postgraduate IC Innovation Competition-EDA Elite Challenge Contest (2024). URL <http://edachallenge.cn>
- [36] J. Bhandari, V. Bhat, Y. He, H. Rahmani, S. Garg, R. Karri, Masalachai: A large-scale spice netlist dataset for analog circuits by harnessing ai (2025). arXiv:2411.14299.
- [37] J. Gao, W. Cao, J. Yang, X. Zhang, Analoggenie: A generative engine for automatic discovery of analog circuit topologies, in: The Thirteenth International Conference on Learning Representations, 2025.
- [38] P. Veličković, G. Cucurull, A. Casanova, A. Romero, P. Liò, Y. Bengio, Graph Attention Networks, *International Conference on Learning Representations* (2018).
- [39] X. Jiang, R. Zhu, P. Ji, S. Li, Co-embedding of nodes and edges with graph neural networks, *IEEE Transactions on Pattern Analysis and Machine Intelligence* 45 (6) (2020) 7075–7086.
- [40] L. A. Adamic, E. Adar, Friends and neighbors on the web, *Social networks* 25 (3) (2003) 211–230.
- [41] S. Brin, L. Page, The anatomy of a large-scale hypertextual web search engine, *Computer networks and ISDN systems* 30 (1-7) (1998) 107–117.
- [42] M. Zhang, Y. Chen, Weisfeiler-lehman neural machine for link prediction, in: Proceedings of the 23rd ACM SIGKDD international conference on knowledge discovery and data mining, 2017, pp. 575–583.
- [43] S. Kolouri, N. Naderializadeh, G. K. Rohde, H. Hoffmann, Wasserstein embedding for graph learning, in: *International Conference on Learning Representations*, 2021.
- [44] C. Aicher, A. Z. Jacobs, A. Clauset, Learning latent block structure in weighted networks, *Journal of Complex Networks* 3 (2) (2015) 221–248.
- [45] P. Bhavana, V. Padmanabhan, W. N. Bhukya, Matrix factorization of large scale data using block based approach and gpu acceleration, in: *International Conference on Big Data Analytics*, Springer, 2024, pp. 133–147.
- [46] Z. Zhang, P. Cui, X. Wang, J. Pei, X. Yao, W. Zhu, Arbitrary-order proximity preserved network embedding, in: *Proceedings of the 24th ACM SIGKDD International Conference on Knowledge Discovery & Data Mining, KDD '18*, Association for Computing Machinery, New York, NY, USA, 2018, p. 2778–2786. doi:10.1145/3219819.3219969.
- [47] A. Ng, M. Jordan, Y. Weiss, On spectral clustering: Analysis and an algorithm, *Advances in neural information processing systems* 14 (2001).
- [48] T. N. Kipf, M. Welling, Variational graph auto-encoders, in: *NIPS workshop on bayesian deep learning*, 2016.
- [49] W. Hamilton, Z. Ying, J. Leskovec, Inductive representation learning on large graphs, *Advances in neural information processing systems* 30 (2017).
- [50] O. Puny, H. Ben-Hamu, Y. Lipman, Global attention improves graph networks generalization (2021).
- [51] K.-k. Shang, T.-c. Li, M. Small, D. Burton, Y. Wang, Link prediction for tree-like networks, *Chaos: An Interdisciplinary Journal of Nonlinear Science* 29 (6) (2019).
- [52] Z. Lu, Y. Peng, Latent semantic learning by efficient sparse coding with hypergraph regularization, in: *Proceedings of the AAAI Conference on Artificial Intelligence*, Vol. 25, 2011, pp. 411–416.
- [53] S. Yokoi, H. Kajino, H. Kashima, Link prediction in sparse networks by incidence matrix factorization, *Journal of Information Processing* 25 (2017) 477–485.
- [54] M. Zhang, *Graph Neural Networks: Link Prediction*, Springer Nature Singapore, Singapore, 2022, pp. 195–223. doi:10.1007/978-981-16-6054-2_10.
- [55] X. Zhu, R. Hao, Finding influential nodes in complex networks by integrating nodal intrinsic and extrinsic centrality, *Chaos, Solitons & Fractals* 194 (2025) 116278.
- [56] Z. Wang, C. Du, J. Fan, Y. Xing, Ranking influential nodes in social networks based on node position and neighborhood, *Neurocomputing* 260 (2017) 466–477.
- [57] Q. Ge, Y. Liu, Y. Zhao, Y. Sun, L. Zou, Y. Chen, A. Pan, Efficient and accurate simrank-based similarity joins: experiments, analysis, and improvement, *Proceedings of the VLDB Endowment* 17 (4) (2023) 617–629.
- [58] L. K. Szakács, A. Benczúr, F. Béres, Whole graph embedding methods and their performances.
- [59] G. He, S. Vialle, N. Sylvestre, M. Baboulin, Scalable algorithms using sparse storage for parallel spectral clustering on gpu, in: *IFIP International Conference on Network and Parallel Computing*, Springer, 2021, pp. 40–52.
- [60] D. Blakely, J. Lanchantin, Y. Qi, Time and space complexity of graph convolutional networks (2021).
- [61] J. Fu, X. Zhang, S. Li, D. Chen, Variational disentangled graph auto-encoders for link prediction, arXiv preprint arXiv:2306.11315 (2023).
- [62] J. J. Choong, X. Liu, T. Murata, Optimizing variational graph autoencoder for community detection with dual optimization, *Entropy* 22 (2) (2020). doi:10.3390/e22020197.
- [63] R. Chen, Preserving global information for graph clustering with masked autoencoders, *Mathematics* 12 (10) (2024) 1574.
- [64] M. Zhang, P. Li, Y. Xia, K. Wang, L. Jin, Revisiting graph neural networks for link prediction, in: *9th International Conference on Learning Representations*, 2021.
- [65] Y. Fu, Y. Zhang, Z. Yu, S. Li, Z. Ye, C. Li, C. Wan, Y. C. Lin, Gpt4aigchip: Towards next-generation ai accelerator design automation via large language models, in: *2023 IEEE/ACM International Conference on Computer Aided Design (ICCAD)*, IEEE, 2023, pp. 1–9.
- [66] M. Liu, T.-D. Ene, R. Kirby, C. Cheng, N. Pinckney, R. Liang, J. Alben, H. Anand, S. Banerjee, I. Bayraktaroglu, B. Bhaskaran, B. Catanzaro, A. Chaudhuri, S. Clay, B. Dally, L. Dang, P. Deshpande, S. Dhodhi, S. Halepete, E. Hill, J. Hu, S. Jain, A. Jindal, B. Khailany, G. Kokai, K. Kunal, X. Li, C. Lind, H. Liu, S. Oberman, S. Omar, G. Pasandi, S. Pratty, J. Raiman, A. Sarkar, Z. Shao, H. Sun, P. P.

- Suthar, V. Tej, W. Turner, K. Xu, H. Ren, Chipnemo: Domain-adapted llms for chip design, NVIDIA Research (Oct. 2023).
- [67] Y. Yin, Y. Wang, B. Xu, P. Li, Ado-llm: Analog design bayesian optimization with in-context learning of large language models, in: Proceedings of the 43rd IEEE/ACM International Conference on Computer-Aided Design, 2024, pp. 1–9.
 - [68] C. Liu, Y. Liu, Y. Du, L. Du, Ladac: Large language model-driven auto-designer for analog circuits, Authorea Preprints (2024).
 - [69] J. Ahn, R. Verma, R. Lou, D. Liu, R. Zhang, W. Yin, Large language models for mathematical reasoning: Progresses and challenges, in: N. Falk, S. Papi, M. Zhang (Eds.), Proceedings of the 18th Conference of the European Chapter of the Association for Computational Linguistics: Student Research Workshop, Association for Computational Linguistics, St. Julian's, Malta, 2024, pp. 225–237.
 - [70] Z. Li, Y. Cao, X. Xu, J. Jiang, X. Liu, Y. S. Teo, S.-W. Lin, Y. Liu, Llms for relational reasoning: How far are we?, in: Proceedings of the 1st International Workshop on Large Language Models for Code, 2024, pp. 119–126.
 - [71] P. Giadikiaroglou, M. Lymperaioi, G. Filandrianos, G. Stamou, Puzzle solving using reasoning of large language models: A survey, in: Y. Al-Onaizan, M. Bansal, Y.-N. Chen (Eds.), Proceedings of the 2024 Conference on Empirical Methods in Natural Language Processing, Association for Computational Linguistics, Miami, Florida, USA, 2024, pp. 11574–11591. doi:10.18653/v1/2024.emnlp-main.646.
 - [72] W. Fang, J. Wang, Y. Lu, S. Liu, Y. Wu, Y. Ma, Z. Xie, A survey of circuit foundation model: Foundation ai models for vlsi circuit design and eda, arXiv preprint arXiv:2504.03711 (2025).
 - [73] X. Li, X. Li, L. Chen, X. Zhang, M. Yuan, J. Wang, Circuit transformer: A transformer that preserves logical equivalence, in: The Thirteenth International Conference on Learning Representations, 2025.
 - [74] Z. Zhao, L. Zhang, Analog integrated circuit topology synthesis with deep reinforcement learning, IEEE Transactions on Computer-Aided Design of Integrated Circuits and Systems 41 (12) (2022) 5138–5151.
 - [75] S. Vinagero Gutiérrez, G. Di Natale, E.-I. Vatajelu, Python framework for modular and parametric spice netlists generation, Electronics 12 (18) (2023) 3970.
 - [76] K. Kunal, T. Dhar, M. Madhusudan, J. Poojary, A. K. Sharma, W. Xu, S. M. Burns, J. Hu, R. Harjani, S. S. Sapatnekar, Gnn-based hierarchical annotation for analog circuits, IEEE Transactions on Computer-Aided Design of Integrated Circuits and Systems 42 (9) (2023) 2801–2814.
 - [77] P. Krishnamurthy, A. Basak Chowdhury, B. Tan, F. Khorrami, R. Karri, Explaining and interpreting machine learning cad decisions: An ic testing case study, in: Proceedings of the 2020 ACM/IEEE Workshop on Machine Learning for CAD, 2020, pp. 129–134.