

# Solving Power System Problems using Adiabatic Quantum Computing

Zeynab Kaseb, *Student Member IEEE*, Matthias Möller, Peter Palensky, *Senior Member IEEE*, and Pedro P. Vergara, *Senior Member IEEE*

**Abstract**—This letter proposes a novel combinatorial optimization framework that reformulates existing power system problems into a format executable on quantum annealers. The proposed framework accommodates both normal and complex numbers and enables efficient handling of large-scale problems, thus ensuring broad applicability across power system problems. As a proof of concept, we demonstrate its applicability in two classical problems: (i) power system parameter identification, where we estimate the admittance matrix given voltage and current measurements, and (ii) power flow analysis, where we reformulate the nonlinear equations governing active and reactive power balance. The results show that the proposed framework effectively and efficiently solves both linear and nonlinear power system problems, and thus offers significant advantages in scenarios where traditional solvers face challenges, such as ill-conditioned systems and fault conditions.

**Index Terms**—Ising machines, quantum-inspired devices, NISQ era, nonlinear equations, state estimation.

## I. INTRODUCTION

The increasing complexity of power systems, driven by renewable integration and dynamic grid operations, necessitates scalable and efficient computational methods. Traditional numerical techniques for solving power system equations, such as Newton-Raphson for power flow or least squares for parameter identification, face challenges when dealing with large numbers of decision variables or ill-conditioned cases [1]. Recent advances in quantum computing and quantum-inspired hardware offer an opportunity to rethink how power system problems can be solved [2], [3]. However, a major limitation is that conventional power system problems are not compatible with these emerging computational paradigms.

To address this gap, we develop a combinatorial optimization framework that reformulates power system problems, including linear and nonlinear equations, into a discrete optimization problem to make them solvable by quantum annealers. To demonstrate its feasibility, we present two applications: (i) power system parameter identification by estimating the admittance matrix given voltage and current measurements, and (ii) power flow analysis by reformulating nonlinear power balance equations. The experiments are conducted using D-Wave's Advantage™ quantum annealer (QA), and Fujitsu's Quantum-Inspired Integrated Optimization software (QIIO).

Zeynab Kaseb, Pedro P. Vergara, Peter Palensky are with the Department of Electrical Sustainable Energy at Delft University of Technology, The Netherlands.

Matthias Möller is with the Department of Applied Mathematics at Delft University of Technology, The Netherlands.

Corresponding author: Zeynab Kaseb. Email: Z.Kaseb@tudelft.nl

This work is part of the DATALES project (with project number 482.20.602), jointly financed by Netherlands Organization for Scientific Research (NWO), and National Natural Science Foundation of China (NSFC).

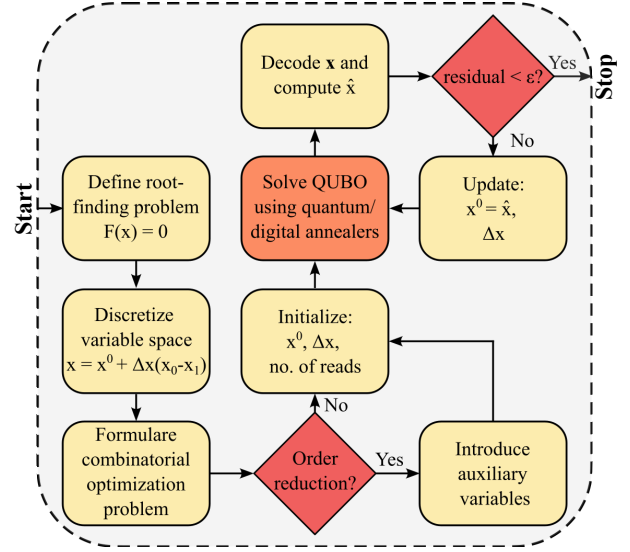


Fig. 1. Schematic representation of the proposed framework for solving power system problems with Ising machines, i.e., quantum and digital annealers.

The proposed framework sets a new paradigm in the application of quantum computing to solve unaddressed challenges by conventional numerical methods, including handling large-scale problems and ill-conditioned scenarios.

## II. METHODOLOGY

Mathematical models describing power system problems can be reformulated into a discrete optimization problem that is solvable with quantum annealers. The framework is based on the Quadratic Unconstrained Binary Optimization (QUBO) quantum computing paradigm, as shown in Fig. 1. The first step is to define the problem as a root-finding problem of the form:

$$F(x) = 0, \quad x \in \mathbb{R}, \quad (1)$$

where  $F(x)$  may consist of linear and nonlinear terms. For illustration purposes, we describe the methodology for a scalar variable and apply it to vector-valued variables below. The continuous variables ( $x$ ) must then be discretized ( $\hat{x}$ ) to transform the problem into a combinatorial optimization problem. A straightforward discretization scheme can be expressed as:

$$\hat{x} = x^0 + \Delta x(x_0 - x_1), \quad (2)$$

where  $x^0 \in \mathbb{R}$  is a base value,  $\Delta x \in \mathbb{R}$  represents the step size, and  $x_0, x_1 \in \{0, 1\}$  are *binary decision variables* whose value decides whether the base value  $x^0$  is increased ( $x_0 = 1 \wedge x_1 = 0$ ), decreased ( $x_0 = 0 \wedge x_1 = 1$ ), or kept at its current value ( $x_0 = 0 \wedge x_1 = 0$  or  $x_0 = 1 \wedge x_1 = 1$ ).

An alternative to solving the root-finding problem (1) directly is to square the residual function and solve the combinatorial optimization problem for  $\mathbf{x} = \{x_0, x_1\}$

$$\min_{\mathbf{x} \in \{0,1\}^2} \sum F^2(\hat{x}). \quad (3)$$

If  $F(x)$  contains only first-order terms, then  $F^2(\hat{x})$  expands into a function consisting of constant, linear, and quadratic terms. These correspond to the *offset*, *off-diagonal*, and *diagonal* terms of the QUBO matrix, respectively.

A general QUBO problem is defined as:

$$\min_{\mathbf{x} \in \{0,1\}^n} \sum_{i=1}^n \sum_{k=1}^n Q_{ik} x_i x_k, \quad (4)$$

where  $Q \in \mathbb{R}^{n \times n}$  is a symmetric, real-valued matrix encoding the quadratic and linear coefficients. Note that the *offset* term represents a constant shift in the objective function that changes the value of the optimal solution to the minimization problem (4) but not the optimal bitstring  $\mathbf{x} \in \{0,1\}^n$ .

In cases where the original function  $F(x)$  contains higher-order terms, the squared function  $F(\hat{x})^2$  introduces terms beyond the quadratic form. To preserve the QUBO structure (4), a higher-order reduction technique is employed that introduces auxiliary binary variables  $z$  such that  $x_i x_j x_k \equiv z_{ijk}$ , whereby constraints are imposed to ensure equivalence between the higher-order terms and auxiliary representations.

The resulting QUBO problem can then be iteratively solved with quantum annealers, where the minimization process finds the optimal bitstring that best satisfies the original model in each iteration. If the value of (4) drops below a certain user-defined threshold  $\epsilon$ , the so-computed  $\hat{x}$  is accepted as the solution value. Otherwise, the base value  $x^0$  is updated according to (2), and the minimization problem (4) is solved again with the updated QUBO matrix  $Q$  until convergence is reached.

In each iteration, two sets of binary variables,  $\mathbf{x}^{(it-1)}$  and  $\mathbf{x}^{(it-2)}$ , are stored, representing the bitstrings from the previous and second-to-last iterations, respectively. These bitstrings guide an adaptive update of  $\Delta x$ . For instance, if  $x_0^{(it-2)} = 1$  and  $x_1^{(it-2)} = 0$ , followed by  $x_0^{(it-1)} = 1$  and  $x_1^{(it-1)} = 0$ , and then a transition to  $x_0^{(it)} = 0$  and  $x_1^{(it)} = 1$  in the current iteration, this indicates that  $\hat{x}$  increased over the last two iterations before reversing direction. Such a pattern suggests instability, where reducing  $\Delta x$  can mitigate oscillations.

### III. APPLICATION TO LINEAR PROBLEMS: POWER SYSTEM PARAMETER IDENTIFICATION

Power system parameter identification is a critical task in state estimation and system monitoring, enabling the determination of unknown network parameters using available bus voltage and current measurements. This problem is fundamentally governed by Ohm's law, which forms a linear system of equations with complex variables. For an  $N$ -bus power system, the relationship between injected currents  $\mathbf{I}$  and bus voltages  $\mathbf{V}$  is expressed using the system admittance matrix  $\mathbf{Y}$  as:

$$\mathbf{I} = \mathbf{Y}\mathbf{V}, \quad \mathbf{I}, \mathbf{V} \in \mathbb{C}^N, \quad \mathbf{Y} \in \mathbb{C}^{N \times N}, \quad (5)$$

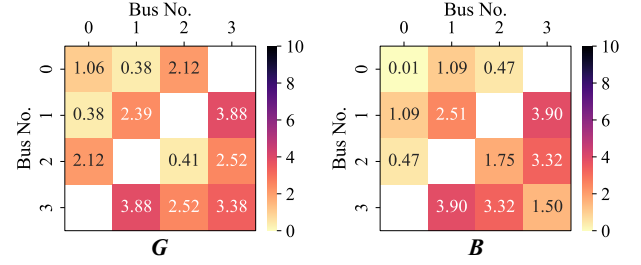


Fig. 2.  $\mathbf{G}$  and  $\mathbf{B}$  relative error (in percentage) representation comparing with reference parameters from the Power System Test Cases library for the 4-bus test system. For instance,  $G_{0,0} = 1.06\%$  means that the absolute difference between the estimated and reference parameters, normalized by the reference parameter and multiplied by 100, is 1.06%.

Given measurements of  $\mathbf{V}$  and  $\mathbf{I}$ , the unknown elements of  $\mathbf{Y}$  can be estimated by solving this linear system, typically using least squares or other optimization techniques.

The problem is defined as identifying the complete  $\mathbf{Y}$  using bus voltage and current measurements. Reformulating this as an optimization problem, we seek to minimize the mismatch:

$$\mathbf{I} - \mathbf{Y}\mathbf{V} = 0, \quad (6)$$

where the unknown variables are the conductance  $\mathbf{G}$  and susceptance  $\mathbf{B}$  of the power system.

Expanding (6) in rectangular form yields:

$$(\text{Re}(\mathbf{I}) + j\text{Im}(\mathbf{I})) - (\mathbf{G} + j\mathbf{B})(\boldsymbol{\mu} + j\boldsymbol{\omega}) = 0, \quad (7)$$

where  $\boldsymbol{\mu}$  and  $\boldsymbol{\omega}$  are the real and imaginary components of  $\mathbf{V}$ , respectively. The continuous unknowns are discretized:

$$\hat{G}_{ik} = G_{ik}^0 + \Delta G_{ik} (x_{ik,0}^G - x_{ik,1}^G), \quad i, k \in \{0, 1, \dots, N\}, \quad (8a)$$

$$\hat{B}_{ik} = B_{ik}^0 + \Delta B_{ik} (x_{ik,0}^B - x_{ik,1}^B), \quad i, k \in \{0, 1, \dots, N\}. \quad (8b)$$

Squaring the residual function ensures non-negative penalization, leading to the problem Hamiltonian  $H(\mathbf{x})$ , including real and imaginary components. The target residual is zero, i.e.,  $0 + j0$ . Hence, both components should independently vanish. Thus, the squared residual function is:

$$\min \sum_k \left( \text{Re}(I_k) - \sum_i \mu_i \hat{G}_{ki} + \sum_i \omega_i \hat{B}_{ki} \right)^2 \quad (9a)$$

$$+ \sum_k \left( \text{Im}(I_k) - \sum_i \omega_i \hat{G}_{ki} - \sum_i \mu_i \hat{B}_{ki} \right)^2. \quad (9b)$$

We solve (9) for a standard 4-bus test system [4], consisting of one reference bus and three load buses. The experiments are conducted using D-Wave's Advantage<sup>TM</sup> quantum annealer (QA). The differences between the estimated  $\mathbf{G}$  and  $\mathbf{B}$  matrices and their reference values available in the Power System Test Cases library<sup>1</sup> are shown in Fig. 2. Accordingly, the maximum relative error obtained is below 3.9% for all the estimated parameters.

### IV. APPLICATION TO NONLINEAR PROBLEMS: POWER FLOW ANALYSIS

Power flow (PF) analysis is a fundamental task in power systems, aiming to determine complex bus voltages that satisfy the power balance equations at each bus in an  $N$ -bus system

<sup>1</sup>[https://pandapower.readthedocs.io/en/v2.2.2/networks/power\\_system\\_test\\_cases.html](https://pandapower.readthedocs.io/en/v2.2.2/networks/power_system_test_cases.html)

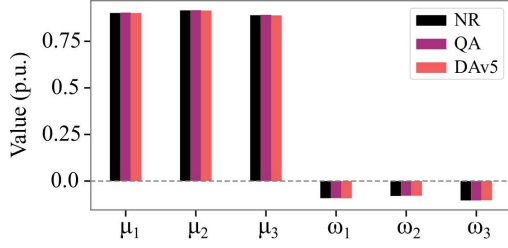


Fig. 3. Performance comparison of QA and QIIO with NR to perform PF for the 4-bus test system. The reference bus is excluded.

$$\mathbf{P} - \mathbf{P}^G + \mathbf{P}^D = 0, \quad \mathbf{P}, \mathbf{P}^G, \mathbf{P}^D \in \mathbb{C}^N, \quad (10a)$$

$$\mathbf{Q} - \mathbf{Q}^G + \mathbf{Q}^D = 0, \quad \mathbf{Q}, \mathbf{Q}^G, \mathbf{Q}^D \in \mathbb{C}^N, \quad (10b)$$

where  $\mathbf{P}$  and  $\mathbf{Q}$  are the net active and reactive power injections, respectively,  $\mathbf{P}^G$  and  $\mathbf{Q}^G$  are generated active and reactive power, respectively, and  $\mathbf{P}^D$  and  $\mathbf{Q}^D$  are consumed active and reactive power, respectively. The formulation in (10) is traditionally solved using iterative numerical methods, such as the Newton-Raphson (NR) method.

The net power injections in rectangular coordinates form a nonlinear system of equations with complex variables and can be expressed at each bus  $i \in \{0, 1, \dots, N\}$  as:

$$P_k = \sum_{k=1}^N \hat{\mu}_i G_{ik} \hat{\mu}_k + \hat{\omega}_i G_{ik} \hat{\omega}_k + \hat{\omega}_i B_{ik} \hat{\mu}_k - \hat{\mu}_i B_{ik} \hat{\omega}_k, \quad (11a)$$

$$Q_k = \sum_{k=1}^N \hat{\omega}_i G_{ik} \hat{\mu}_k - \hat{\mu}_i G_{ik} \hat{\omega}_k - \hat{\mu}_i B_{ik} \hat{\mu}_k - \hat{\omega}_i B_{ik} \hat{\omega}_k, \quad (11b)$$

where  $\hat{\mu}$  and  $\hat{\omega}$  are discretized unknown variables:

$$\hat{\mu}_i = \mu_i^0 + \Delta \mu_i (x_{i,0}^\mu - x_{i,1}^\mu), \quad i \in \{0, 1, \dots, N\}, \quad (12a)$$

$$\hat{\omega}_i = \omega_i^0 + \Delta \omega_i (x_{i,0}^\omega - x_{i,1}^\omega), \quad i \in \{0, 1, \dots, N\}. \quad (12b)$$

The objective function for PF analysis,  $F^2(\hat{\mu}, \hat{\omega})$ , follows directly from squaring the mismatch equations expressed in (13) as a QUBO problem and can be solved using quantum or digital annealing hardware:

$$\min \sum_{i=1}^N (P_i - P_i^G + P_i^D)^2 + (Q_i - Q_i^G + Q_i^D)^2. \quad (13)$$

We solve (13) for the 4-bus test system. The experiments are conducted using Fujitsu's Quantum-Inspired Integrated Optimization software (QIIO) and QA. The results are compared with those obtained by the NR solver from Pandapower [5]. Fig. 3 presents the computed bus complex voltage ( $\mu_i + j\omega_i$ ) obtained from the NR, QA, and QIIO solvers. The reference bus ( $i = 0$ ), with known  $\mu_0 = 1$  and  $\omega_0 = 0$ , is omitted from Fig. 3. Accordingly, the maximum relative error obtained is below 0.3% for both QIIO and QA.

## V. DISCUSSION

The following key insights emerge from this letter:

- This work focuses on root-finding problems without inequality constraints. The framework can be extended to incorporate constraints using slack variables, enabling applications, such as optimal power flow (OPF).

- The full combinatorial formulation is implemented in this work. However, the framework also allows for a partitioned formulation, where only a subset of the system is included. As demonstrated in [6], this retains accuracy while improving computational efficiency.
- The framework seamlessly accommodates both normal and complex variables. It also allows for dynamic re-configuration of known and unknown variables. For instance, while this work estimates the admittance matrix in  $\mathbf{I} = \mathbf{YV}$ , the framework remains applicable when solving for voltages  $\mathbf{V}$  or currents  $\mathbf{I}$  instead.

## VI. CONCLUSION

The proposed combinatorial optimization framework contributes to solving power system problems on emerging Ising machines. By reformulating these problems into a structure suitable for adiabatic quantum computation, this framework not only enhances computational efficiency but also paves the way for solving large-scale, nonlinear problems and ill-conditioned scenarios that conventional numerical methods struggle with. As quantum hardware continues to evolve toward commercial viability, this framework has the potential to unlock unprecedented capabilities, including faster convergence, robust handling of uncertainty, and real-time optimization of power systems.

## ACKNOWLEDGMENT

The authors gratefully acknowledge the Jülich Supercomputing Centre for providing computing time on the D-Wave Advantage™ System JUPSI through the Jülich UNified Infrastructure for Quantum computing (JUNIQU). The research received support from the Center of Excellence RAISE, which receives funding from the European Union's Horizon 2020–Research and Innovation Framework Programme H2020-INFRAEDI-2019-1 under grant agreement no. 951733. The authors also like to thank Fujitsu Technology Solutions for providing access to the QIIO software<sup>2</sup> and, in particular, to Markus Kirsch and Matthieu Parizy for their support.

## REFERENCES

- [1] J. Soares, T. Pinto, F. Lezama, and H. Morais, "Survey on complex optimization and simulation for the new power systems paradigm," *Complexity*, 2018.
- [2] T. Morstyn, "Annealing-based quantum computing for combinatorial optimal power flow," *IEEE Transactions on Smart Grid*, 2022.
- [3] F. Feng, Y. Zhou, and P. Zhang, "Quantum power flow," *IEEE Transactions on Power Systems*, 2021.
- [4] J. J. Grainger and W. D. Stevenson Jr., *Power System Analysis*, 1994.
- [5] L. Thurner, A. Scheidler, F. Schäfer, J.-H. Menke, J. Dollichon, F. Meier, S. Meinecke, and M. Braun, "pandapower—an open-source python tool for convenient modeling, analysis, and optimization of electric power systems," *IEEE Transactions on Power Systems*, 2018.
- [6] Z. Kaseb, M. Möller, P. P. Vergara, and P. Palensky, "Power flow analysis using quantum and digital annealers: a discrete combinatorial optimization approach," *Scientific Reports*, 2024.

<sup>2</sup><https://en-portal.research.global.fujitsu.com/kozuchi>