

Meta-DAN: towards an efficient prediction strategy for page-level handwritten text recognition

Denis Coquenot 

Abstract—Recent advances in text recognition led to a paradigm shift for page-level recognition, from multi-step segmentation-based approaches to end-to-end attention-based ones. However, the naïve character-level autoregressive decoding process results in long prediction times: it requires several seconds to process a single page image on a modern GPU. We propose the Meta Document Attention Network (Meta-DAN) as a novel decoding strategy to reduce the prediction time while enabling a better context modeling. It relies on two main components: windowed queries, to process several transformer queries altogether, enlarging the context modeling with near future; and multi-token predictions, whose goal is to predict several tokens per query instead of only the next one. We evaluate the proposed approach on 10 full-page handwritten datasets and demonstrate state-of-the-art results on average in terms of character error rate. Source code and weights of trained models are available at https://github.com/FactoDeepLearning/meta_dan.

Index Terms—Handwritten Text Recognition, multi-token prediction, Document Attention Network, full-page.

I. INTRODUCTION

HANDWRITTEN Text Recognition (HTR) is the process of automatically extracting handwritten text from a digitized image and converting it into machine-readable text. The historical approach to tackle this task, still in the majority today, consists of a multi-stage paradigm. A document image is segmented into sections of text, which are then ordered so as to preserve a coherent reading order. Thereafter, these text sections are recognized and reassembled to obtain the overall transcription of the document. Over time, the nature of the textual section has broadened, from the isolated character [1], [2], to the word [3], [4], then to the line [5], [6], [7] and more recently to the paragraph [8], [9], [10], [11], [12], gradually increasing the context usable during recognition. However, regardless of the granularity used, this multi-step approach comes with significant drawbacks: 1) the segmentation step relies on a neural network that needs to be trained, requiring additional segmentation annotations, 2) the ordering step is generally a hand-crafted algorithm that needs to be adapted to the layout of each target dataset, 3) the recognition of the individual sections is carried out independently, limiting the context modeling during prediction, 4) errors accumulate in each of these steps. Also, it has to be noted that works of the literature generally focus on the segmentation or

recognition task separately, so that the given recognition results are based on a human-generated segmentation, which is not representative of the task in real-life conditions.

More recently, the Document Attention Network (DAN) [13] was proposed as the first end-to-end approach for HTR at page level, achieving similar recognition performance compared to the multi-step approach. In addition to text, the DAN also predicts special XML-like layout tokens, leading to enriched serialized representations of documents. The DAN architecture includes a transformer-based decoder to perform a character-level autoregressive prediction process. Indeed, the transformer’s attention mechanism is used to generate an implicit segmentation of characters, one after the other, making the model learn the reading order of the document through a text-only supervision. Due to its state-of-the-art performance, the DAN is currently the default approach used for end-to-end handwritten text recognition at page-level [14], [15]. In addition, it has been extended to handle other tasks at page level such as named entity recognition [16], [17], [18], table recognition [19], and key-value information extraction [20], [21], [22], by adding dedicated tokens in the predictable token set.

The main drawback of the DAN, which is also an advantage, lies in its character-level iterative prediction process, which is slow when processing whole pages. Indeed, on the one hand, processing text at character level reduces the vocabulary used, making training more easy. It also makes it possible to manipulate lower-dimensional latent states, since each token carries little information, reducing computational complexity. On the other hand, it increases the size of the generated sequences, and thus, the number of iterations to be performed and the prediction time.

In this work, we propose the Meta Document Attention Network (Meta-DAN), a novel prediction strategy to improve both inference speed and recognition accuracy for end-to-end page-level handwritten text recognition. It lies on the combined use of two distinct approaches. The first one is based on *multi-token predictions* as it showed interesting results for Natural Language Processing (NLP) [23]. The second consists in *windowed queries*, i.e., processing successive transformer queries altogether as a sliding window to process them in parallel.

The main contributions of our work are summarized as follows:

- We propose two prediction strategies to improve page-level handwritten text recognition: windowed queries and multi-token predictions.
- We study the introduction of a specific dynamic prediction policy to strike a balance between prediction

speed and recognition performance for multi-token predictions.

- We provide an extensive evaluation over a set of 10 datasets, covering several languages and alphabets. It highlights that combining both proposed approaches (Meta-DAN) leads to on-average improved recognition performance compared to concurrent approaches.
- We show that multilingual page-level text recognition can be beneficial to increase the recognition performance for the mainly represented languages.

II. RELATED WORKS

A. Handwritten text recognition

Over the last decades, the field of handwriting recognition has made major advances, moving from isolated character recognition based on expert models, to end-to-end recognition of full-page documents. These advances are mainly due to the modeling capability of deep neural networks, which represent the state of the art in this field. The approaches proposed in the literature can be divided into two main categories we refer to as the *alignment-based* and the *attention-based* approaches.

The *alignment-based* approaches consider the recognition task as a one-dimensional sequence alignment problem between a prediction sequence and a ground truth sequence. Modeling the text recognition task in this way enables the end-to-end recognition of word [24], [25] and line [5], [7] images. The practical application of this method is based on two aspects: the reduction of the vertical dimension, generally achieved through convolution or pooling, and the use of the Connectionist Temporal Classification (CTC) [26] introduced in 2006. The CTC loss enables to align a probability lattice computed from the input image with a sequence of characters corresponding to the ground truth. The strength of this approach is also its weakness: it only deals with one-dimensional sequences. To go a step further, two works showed that it is feasible to recognize whole paragraphs by using tricks to assimilate a paragraph to a long line of text, through bilinear interpolations [10], or concatenation [27]. However, to the best of our knowledge, this alignment-based approach is not suited for end-to-end full-page recognition, since the complexity of page layouts (*e.g.*, multi-column pages) makes it impossible to reduce it to a one-dimensional sequence alignment problem.

More recently, the *attention-based* approaches emerged, particularly with the rise in popularity of the Transformer architecture [28]. They rely on attention mechanisms to provide an iterative decoding process at character level, performing a kind of implicit character segmentation through the attention maps. In other words, characters are predicted one after the other following an autoregressive process. At each decoding step, attention weights are computed and matched to the extracted features of the input image, with the aim of focusing on a specific part of the image (the character to recognize). Contrary to the alignment-based approaches, the attention-based approaches can be applied to any input image, from a single line [6], [29] or paragraph

[9], [30], [11] to a two-page document with the DAN-based works [13], [14], [17]. The main drawback of such approach lies in the prediction time that grows with the length of the text sequence to be recognized.

It has to be noted that marginal works [8], [12] were proposed to handle paragraph recognition with a *hybrid* approach combining the attention mechanisms, to generate an implicit line segmentation, and the alignment-based approach, to recognize them iteratively through CTC decoding. In addition, an attempt of adapting the CTC to 2D-to-1D alignment was proposed in [31], but it did not lead to convincing results.

In summary, alignment-based approaches are advantageous because of their one-shot prediction, but they are limited to images with a single column of text, whereas attention-based approaches are capable of handling entire pages with complex layout but involve longer prediction times. Attention-based decoding strategies also suffer from a limited context modeling, in that it only has access to the previously predicted tokens to make its prediction (only past is considered). In this work, we focus on reducing the prediction time of the attention-based character-level approach to reach fast end-to-end page-level predictions, while improving the context modeling through the integration of near future in the decoding process.

B. Speeding up autoregressive processes

The prediction time issue of autoregressive processes can be found in various applications including a text generation stage, and several strategies have been proposed. In [32], a transformer-based network is trained to predict the n future tokens instead of a single one in the context of text summarization. We refer to this strategy as *multi-token prediction*. This idea was successfully applied for large language models recently [23]. In this latter work, k prediction heads are applied on the same transformer output, each one predicting one of the k next tokens, limiting the computational overhead. A similar approach was proposed for neural machine translation in [33] by including an extra verification step: prediction is performed another time using all the predictions as in teacher forcing to validate them or not.

The authors of [34] proposed another way to reduce the prediction time for the task of image captioning. The target sequence is split into subgroups of words, which are decoded in parallel. They use an extra DEL token to remove duplicated predictions. Closer to our work, a similar approach was proposed to speed up the Document Attention Network by splitting the decoding process into two stages [14]. The first stage is dedicated to predicting the first character of each line, and the second one consists in completing all lines in parallel, reducing the number of decoding steps. While the prediction time is significantly decreased, this alternative suffers from a quite chaotic context: the model has access to the beginning of each line, *i.e.*, a partial view of both past and future. The *windowed queries* we propose also rely on the idea of processing

queries in parallel, but they differ in that the processed queries are successive, leading to a unique decoding stage and a context mixing full past and near future.

An alternative to speed up the prediction process is to reduce the length of the target sequence. This can be achieved through a specific tokenizer, one of the best known is the Byte-Pair Encoding (BPE) algorithm [35]. Instead of encoding the text to be recognized as a sequence of character tokens, it is encoded as tokens representing sub-words of variable sizes, obtained from their frequency of occurrence in a given dataset. This technique has been applied in [17] showing a significant prediction time decrease, in return for a higher character error rate. The approach we propose is compatible with this kind of technique as it rely on the token prediction strategy, regardless of the nature of the tokens.

In this paper, we propose to combine both windowed queries and multi-token predictions to speed up the prediction process while improving the context modeling capability of the model. While evaluated for the HTR task in this paper, the approach is generic and could be applied for any task relying on a transformer-based iterative decoding process.

III. BACKGROUND

To make things clearer, we first propose a formulation of the handwritten text recognition problem, we go over the main points of the DAN [13] approach on which is built this work, and we discuss the Faster DAN [14] proposition.

A. Problem formulation

The task of handwritten text recognition from a whole page can be formalized in the following way. Given an input image \mathbf{X} , the goal is to extract the textual information \mathbf{y} in a human-coherent order. The input image $\mathbf{X} \in \mathbb{R}^{H \times W \times C}$ can be of variable size with height H , width W , and encoded over C channels (typically 1 for grayscale encoding, and 3 for RGB color encoding). The output \mathbf{y} corresponds to the whole textual information, *i.e.*, all the text lines put together. We note \mathbf{l}^i the i^{th} text line of length L_i . The text lines \mathbf{l}^i are sequences of characters $\mathbf{l}^i = [\mathbf{l}_1^i, \dots, \mathbf{l}_{L_i}^i]$ such that $\mathbf{l}_j^i \in \mathcal{A}^c$, where \mathcal{A}^c is a given alphabet ($|\mathcal{A}^c|$ refers to its cardinality). The global output \mathbf{y} is the concatenation of the N text lines that make up the document, separated by a special join token (typically a white space or new line character). In this way, $\mathbf{y} = [\mathbf{l}_1^1, \dots, \mathbf{l}_{L_1}^1, \backslash \mathbf{n}, \mathbf{l}_1^2, \dots, \mathbf{l}_{L_2}^2, \backslash \mathbf{n}, \dots, \mathbf{l}_1^N, \dots, \mathbf{l}_{L_N}^N]$ has a length of $L = \sum_{i=1}^N L_i + N - 1$ and $\mathbf{y}_1 = \mathbf{l}_1^1$.

B. Document Attention Network

The Document Attention Network (DAN) [13] was proposed to tackle this task as a character-level autoregressive prediction process. While the original approach generates additional layout tokens in addition to text tokens, we only focus on text recognition in this work. The DAN refers to a

deep neural network illustrated in Figure 1. It is made up of two main building blocks: a Fully Convolutional Network (FCN) encoder and a causal transformed-based decoder. The general idea of the approach is as follows. Based on the image features extracted by the encoder, and on the previously predicted tokens, the goal is to predict the next token (each token representing a character).

The DAN encoder, noted e , was first proposed in [12] as a generic feature extractor for handwritten text recognition able to deal with images of variable sizes. It mainly consists in a succession of 18 standard convolutions and 12 Depth-wise Separable Convolutions [36], coupled with instance normalization, mix dropout layers and skip connections. It extracts 2D features $\mathbf{f} = e(\mathbf{X})$ ($\mathbf{f} \in \mathbb{R}^{H_f \times W_f \times C_f}$) from the input image by reducing the height by 32 and the width by 8 ($H_f = \frac{H}{32}$, $W_f = \frac{W}{8}$ and $C_f = 256$). All details can be found in the original paper [12].

The DAN decoder, noted d , follows an iterative process. It repeatedly uses the previously predicted characters to query the image and predict the next character. A special start-of-transcription token ($\langle \mathbf{s} \rangle$) is used to initiate the prediction process: $\hat{\mathbf{y}}_0 = \langle \mathbf{s} \rangle$. As counterpart, an end-of-transcription token ($\langle \mathbf{e} \rangle$) is introduced in the alphabet and appended to the ground truth sequence $\mathbf{y} \in \mathcal{A}^{L+1}$ with $\mathcal{A} = \mathcal{A}^c \cup \{\langle \mathbf{e} \rangle\}$ and $\mathbf{y}_{L+1} = \langle \mathbf{e} \rangle$.

For each iteration t , the previously predicted tokens are put together as query input for the decoder: $\hat{\mathbf{y}}^t = [\hat{\mathbf{y}}_0, \dots, \hat{\mathbf{y}}_{t-1}]$. A trainable weight matrix is used to embed each text token as a vector of dimension C_f , leading to $\mathbf{e} \in \mathbb{R}^{t \times C_f}$. Following the original transformer [28], one-dimensional positional encoding (\mathbf{p}_{1D}^t) is added, leading to the query sequence $\mathbf{q}^t = \mathbf{e}^t + \mathbf{p}_{1D}^t$. In the same way, its 2D adaptation [30] encoding both dimensions of the image on half of the channels is used to inject positional information to the image features, resulting in $\mathbf{g} = \mathbf{f} + \mathbf{p}_{2D}$. Query tokens \mathbf{q}^t and images features \mathbf{g} are processed through 8 stacked transformer decoder layers resulting in $\mathbf{o}^t = d(\mathbf{q}^t, \mathbf{g})$, preserving the number of channels C_f . Finally, a score \mathbf{s}_t for each token of the token set \mathcal{A} is computed through a linear projection layer p based on the output corresponding to the last token of the query sequence:

$$\mathbf{s}_t = p(\mathbf{o}_{t-1}). \quad (1)$$

The predicted token corresponds to the one with the highest score: $\hat{\mathbf{y}}_t = \arg \max(\mathbf{s}_t)$.

The DAN is trained using the cross-entropy loss \mathcal{L}_{CE} over the sequence of logits of the scores obtained through softmax activation:

$$\mathcal{L}_{DAN} = \sum_{t=1}^{L+1} \mathcal{L}_{CE}(\mathbf{y}_t, \mathbf{p}_t), \quad (2)$$

$$\text{with } \mathbf{p}_{t,i} = \text{soft max}(\mathbf{s}_t) = \frac{e^{\mathbf{s}_{t,i}}}{\sum_j e^{\mathbf{s}_{t,j}}}.$$

C. Faster DAN

The Faster DAN [13] was proposed as an alternative to speed up the decoding process at inference stage. It has

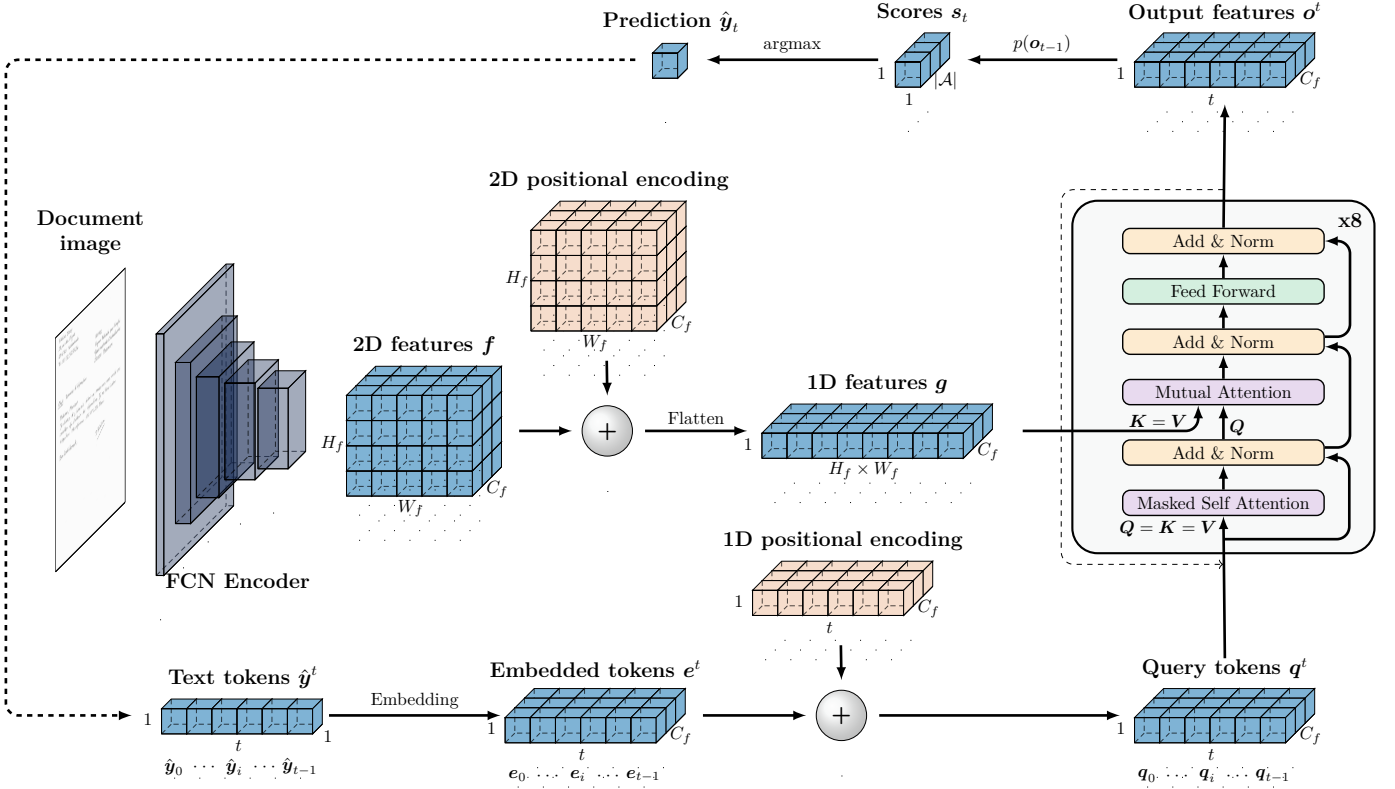


Fig. 1: DAN architecture. Encoding stage: 2D features f are extracted from the input image through a Fully Convolutional Network (FCN). Features are enhanced with 2D positional encoding and flattened for transformer needs. Decoding stage: at each iteration t , a query sequence q^t is generated from the previous predictions \hat{y}^t and associated to the image features through transformer’s attention mechanisms to compute the new prediction \hat{y}_t .

to be noted that the Faster DAN architecture is exactly the same as the DAN. The contribution is about decoding strategy whose aim is to parallelize the text line predictions. It relies on a two-stage approach. First, an autoregressive process predicts the first character of each line, following the original DAN strategy. Then, all lines are completed in parallel, reducing the total number of iterations. The main difference appears in that second decoding stage. Instead of using the output corresponding to the last token o_{t-1} only, the token prediction is performed using the outputs corresponding to the last token of each text line. In this way, for N text lines, there are N token predictions per iteration. Equation 1 becomes:

$$s_t^l = p(o_{t-1}^l), \quad (3)$$

where s_t^l is the score vector associated to the token prediction of the next character for line l at iteration t , and o_{t-1}^l is the transformer output corresponding to the last predicted token for line l .

The Faster DAN introduces a specific positional encoding to associate each text token with a line index and a positioning index within that line. This is a crucial component to make this parallelization possible. Although the Faster DAN showed interesting inference speed improvements, it results in a loss of past context when predicting a character. Indeed, instead of benefiting from the whole past context as

is the case for the DAN, the Faster DAN has a partial view of the past and future due to the parallel line predictions, which reduces its ability to model the language.

In this paper, we propose a strategy to get the best of both worlds: a reduced prediction time through query parallelization, and an improved context modeling by processing successive queries altogether and relying on multi-token predictions.

IV. META DOCUMENT ATTENTION NETWORK

We propose two new approaches for the autoregressive prediction of text tokens in the context of end-to-end handwritten text recognition at page level. For both, the idea is to predict multiple tokens at each decoding iteration to reduce the number of decoding steps, while preserving the whole past context. We assume this is a key element to reduce the number of recognition errors through language modeling. First, we propose to associate multiple predictions to a single query q_{t-1} , to predict the m next tokens at once. This is referred as the Document Attention Network with Multi-Tokens predictions (MT-DAN). Second, we propose a query approach based on a window mechanism to process multiple queries at once, each associated with a single prediction. This is referred as the Document Attention Network with Windowed queries (W-DAN). Finally, we design a global strategy including

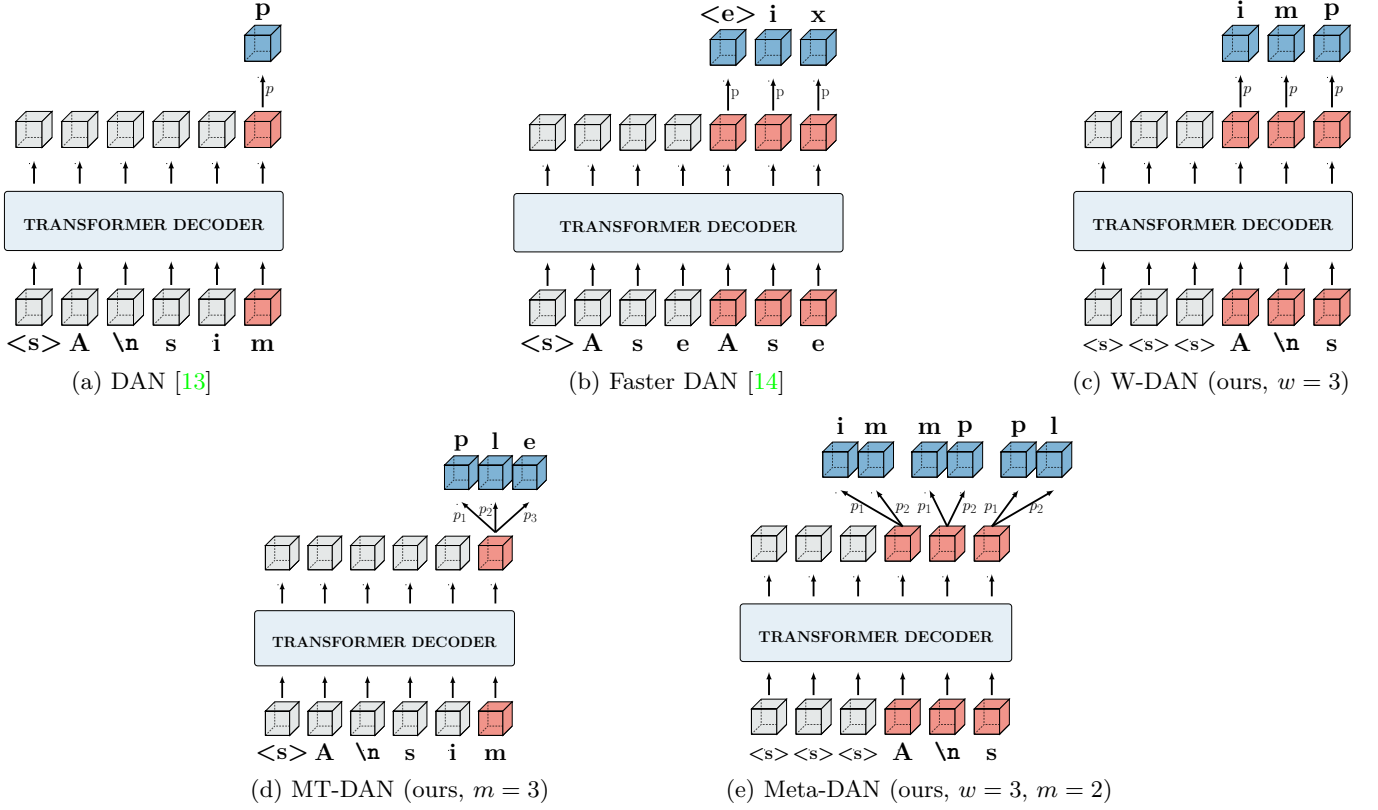


Fig. 2: Comparison of prediction strategies for the target sequence "A\nsimple\nexample.". Approaches can be compared under three aspects: 1) the number of predictions per query (single for DAN, Faster DAN and W-DAN); 2) the number of queries processed at once per decoding iteration (single for DAN and MT-DAN); 3) the available context (beginning of each line for Faster DAN; full past for the others). The Meta-DAN groups together the advantages for each of these points: it processes multiple queries at once, each one leading to several token predictions, and benefits from full past context.

these two approaches, called Meta Document Attention Network (Meta-DAN).

A visual comparison of the prediction processes is depicted in Figure 2.

A. MT-DAN

Inspired by recent works on multi-token predictions for Natural Language Processing (NLP) [23], we propose the Document Attention Network with Multi-Tokens predictions (MT-DAN). It relies on the following process. Based on the last query output \mathbf{o}_{t-1} , m projection heads are used to compute the scores for the m next tokens, with m being a new hyperparameter. Equation 1 becomes:

$$\mathbf{s}_{t+k}^{(t)} = p^k(\mathbf{o}_{t-1}), \quad (4)$$

where $\mathbf{s}_{t+k}^{(t)}$ is the score vector associated to the token prediction of the k^{th} next token computed at iteration t , p^k is the k^{th} projection head, and \mathbf{o}_{t-1} is the transformer output corresponding to the last query token \mathbf{q}_{t-1} . In this way, m predictions are performed per iteration following:

$$\hat{\mathbf{y}}_{t+k}^{(t)} = \arg \max(\mathbf{s}_{t+k}^{(t)}), \quad (5)$$

with $k \in [0, \dots, m-1]$.

As one can note, several predictions $\hat{\mathbf{y}}_{t+k}^{(t)}$ will be associated to the same target token \mathbf{y}_{t+k} . This is not an issue during training, we train the MT-DAN using the cross-entropy loss over the whole token sequence, as for the original DAN. It involves adding $m-1$ extra $\langle e \rangle$ tokens in order for all text tokens to have a target for each of the projection heads, leading to the following loss:

$$\mathcal{L}_{\text{MT-DAN}} = \sum_{t=1}^{L+1} \sum_{k=0}^{m-1} \mathcal{L}_{\text{CE}}(\mathbf{y}_{t+k}, \mathbf{p}_{t+k}^{(t)}), \quad (6)$$

with $\mathbf{p}_{t+k}^{(t)} = \text{soft max}(\mathbf{s}_{t+k}^{(t)})$.

In Section VI-B, we propose a decoding policy based on the confidence level of the prediction to choose not to predict all m next tokens for poor confidence. We demonstrate it is a good trade-off between prediction speed and recognition performance.

Predicting multiple tokens $\hat{\mathbf{y}}_{t+k}$ from a unique output \mathbf{o}_{t-1} can theoretically lead to saturation as m increases. Indeed, the fixed-size vector \mathbf{o}_{t-1} must represent the next m text tokens at once. To solve this issue, we propose another way to predict multiple tokens per iteration by processing several consecutive queries at once.

B. W-DAN

To solve the MT-DAN output compression issue, we propose the Document Attention Network with Windowed queries (W-DAN). Instead of relying on a single output to predict m tokens, we opt for using the output of the last w predictions to predict the w next tokens, w being a new hyperparameter. In this way, it solves the compression issue as they are as many output as they are predictions. More precisely, each output \mathbf{o}_{t-q} is responsible for the prediction of token $\hat{\mathbf{y}}_{t-q+w}$, with $q \in [1, \dots, w]$. Equation 1 becomes:

$$\mathbf{s}_{t-q+w} = p(\mathbf{o}_{t-q}), \quad (7)$$

with

$$\hat{\mathbf{y}}_{t-q+w} = \arg \max(\mathbf{s}_{t-q+w}). \quad (8)$$

It has to be noted that all scores \mathbf{s}_{t-q+w} are computed using the same projection head p as they are applied independently on each \mathbf{o}_{t-q} . In addition, it is necessary to initialize the decoding process with w initial tokens to predict the first w tokens. We arbitrarily choose to use the same start-of-transcription token w times ($\hat{\mathbf{y}}_0 = \dots = \hat{\mathbf{y}}_{w-1} = \langle s \rangle$). We also added n_e extra end-of-transcription tokens at the end of the target sequence so as to make the target length divisible by w . it leads to the following loss:

$$\mathcal{L}_{\text{W-DAN}} = \sum_{t=w}^{L+1+n_e} \mathcal{L}_{\text{CE}}(\mathbf{y}_t, \mathbf{p}_t), \quad (9)$$

There is a major advantage of both presented approaches compared to the DAN and the Faster DAN: the k or w predictions follow one another and are performed altogether. It means that the context is enlarged when prediction takes place. The model must focus on a broader context to predict multiple successive tokens. For instance, for $k = 3$ (or $w = 3$), the model focuses on predicting $\{\hat{\mathbf{y}}_t, \hat{\mathbf{y}}_{t+1}, \hat{\mathbf{y}}_{t+2}\}$ at once. This way, the prediction of $\hat{\mathbf{y}}_t$ is impacted by the future context $\{\hat{\mathbf{y}}_{t+1}, \hat{\mathbf{y}}_{t+2}\}$, which improves the ability to model the language at prediction time compared with DAN (which only benefits from past context). The same goes with $\hat{\mathbf{y}}_{t+1}$ predicted with $\{\hat{\mathbf{y}}_{t+2}\}$ as context of future.

C. Meta-DAN

We propose now to formulate a generic prediction strategy to take advantage of both presented approaches by combining them. It is referred as the Meta Document Attention Network (Meta-DAN). Thus, the Meta-DAN is parametrized by two hyperparameters m and w , indicating the number of projection heads and the window size, respectively. In other words, at each iteration t , a window of w query tokens $\{\mathbf{q}_{t-w}, \dots, \mathbf{q}_{t-1}\}$ are processed at once, each one leading to m predictions. More precisely, the output of the query token \mathbf{q}_{t-q} , *i.e.* \mathbf{o}_{t-q} , is responsible for the prediction of $\{\hat{\mathbf{y}}_{t-q+w}, \dots, \hat{\mathbf{y}}_{t-q+w+m-1}\}$ as follows:

$$\hat{\mathbf{y}}_t^{(t)} = \arg \max(\mathbf{s}_t^{(t)}), \quad (10)$$

with

$$\mathbf{s}_{t-q+w+k}^{(t-q+1)} = p^k(\mathbf{o}_{t-q}), \quad (11)$$

where $\mathbf{s}_{t-q+w+k}^{(t-q+1)}$ is the score associated to token $\hat{\mathbf{y}}_{t-q+w+k}$ by the k^{th} projection head of the q^{th} query token in the query window, and with $k \in [0, \dots, m-1]$ and $q \in [1, \dots, w]$. The Meta-DAN involves initializing the decoding process with $w \langle s \rangle$ tokens, as for the W-DAN, and adding extra $\langle e \rangle$ so that the last query has a target prediction for all its associated projection heads.

Regarding training, equation 2 becomes:

$$\mathcal{L}_{\text{Meta-DAN}} = \sum_{t=w}^{L+1+n_e} \sum_{k=0}^{m-1} \mathcal{L}_{\text{CE}}(\mathbf{y}_{t+k}, \mathbf{p}_{t+k}^{(t)}) \quad (12)$$

As one can note, several query tokens can be in charge of the same prediction. This is shown in Figure 2e with a Meta-DAN example with $w = 3$ and $m = 2$: the "m" and "p" are predicted twice, from two different queries. In this work, we limit ourselves to use the prediction of the first projection head for the $w - 1$ first queries, and the prediction of all projection heads for the last query. While discarded, we assume that training to predict those duplicated characters encourages the network to use its future context to improve language modeling. In this way, all queries follow the same behavior, which make training easier.

In summary, the Meta-DAN approach is a general formulation for which one can distinguish three specific cases depending on the hyperparameters:

- Choosing $m = 1$ and $w = 1$ consists in the DAN approach.
- Choosing $m > 1$ and $w = 1$ results in the MT-DAN approach.
- Choosing $m = 1$ and $w > 1$ leads to the W-DAN approach.

D. Impact on the computational complexity

To further give insights about the main differences between all these prediction strategies, Figure 3 provide visuals of the attending maps (transformer masks), stating which token can access to which other tokens.

Regarding the MT-DAN approach, the attending maps of the DAN and the MT-DAN are identical; this means that they both imply the same computations in the transformer decoder layers. In addition, contrary to the NLP application which relies on the Byte-Pair Encoding algorithm leading to large vocabularies, the addition of extra projection heads do not significantly impact the global computational complexity as we are working at character level, limiting the dimensions of the projection weight matrices.

Concerning the W-DAN approach (and thus the Meta-DAN), the attending maps show that there are more interactions between the tokens in the self-attention layers, resulting in more computations, theoretically. However, to our knowledge, the current implementations of the transformer relies on masks to "hide" the forbidden tokens (usually the future) *after* the query-key multiplication takes place. In this way, this does not impact the computation time in practice since computations are performed over all token pairs whether they are really used or not.

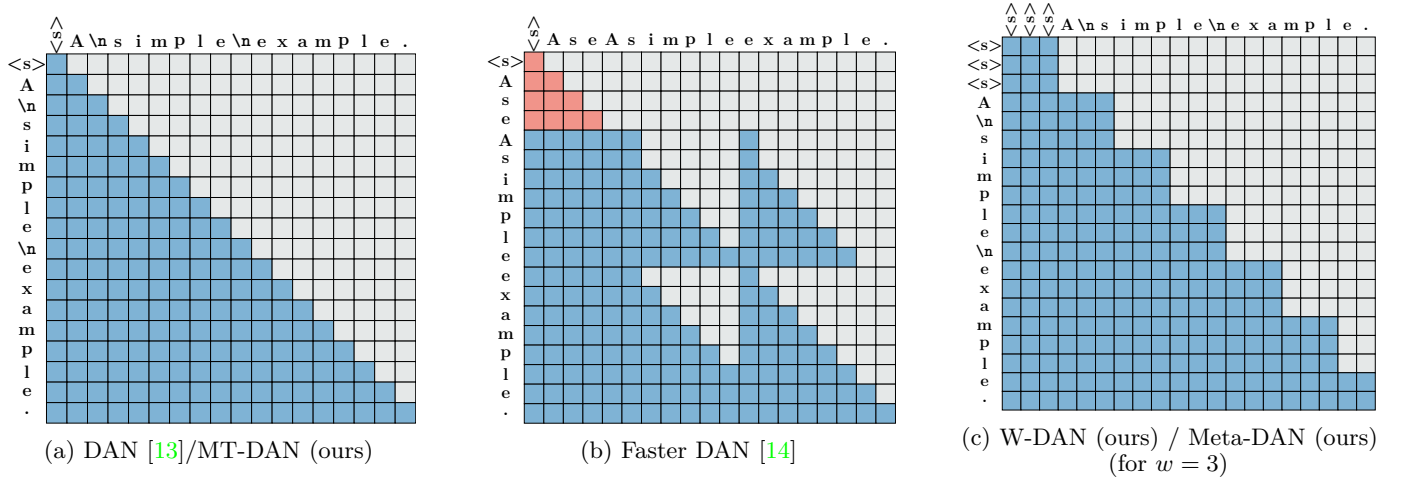


Fig. 3: Comparison of attention context for the target sequence "A\nsimple\nexample.". The blue color indicates which tokens can be attended (column) when processing a given token (line). Grey cells corresponds to ignored tokens (*i.e.*, tokens that have not yet been predicted). For the Faster DAN, the red color corresponds to the first pass, and the blue color to the second pass.

TABLE I: Detailed features of evaluated datasets (page-level).

Dataset	Train	Val	Test	Charset size	Average # char. per page	Language	Century	Writers
IAM (paragraph) [37]	747	161	336	80	371	English	20 th -21 st	657
RIMES-2009 [38]	1,050	100	100	108	588	French	21 st	≈ 400
RIMES-2024 [39]	4,500	505	600	123	567	French	21 st	$\approx 1,400$
READ-2016 [40]	350	50	50	89	468	German	15 th -19 th	unknown
Esposalles [41]	75	25	25	62	1,748	Catalan	17 th	1
BRESSAY [42]	647	154	199	109	2,612	Portuguese	21 st	1,000
ScribbleLens [43]	164	14	21	85	1,410	Dutch	16 th -18 th	85
Eparchos [44]	80	20	20	157	962	Greek	16 th	2
CASIA-2 [45]	3,600	475	1,015	2,704	273	Chinese	21 st	1,019
MAURDOR-C3 [46]	1,006	148	166	134	491	French/English	21 st	> 130
MAURDOR-C4 [46]	721	111	114	127	675	French/English	21 st	> 90

No matter the approach (DAN, Faster DAN, MT-DAN, W-DAN, Meta-DAN), the prediction process can be parallelized at training time using teacher forcing, so there is no additional benefit for the training stage. As stated previously, the number of computations are not significantly impacted neither by the MT-DAN nor by the W-DAN. The major impact is positive and related to the time complexity at prediction time when parallelizing the computation of token predictions.

V. EXPERIMENTAL CONDITIONS

A. Datasets

We evaluate the proposed approach on many public HTR datasets, namely IAM [37], READ-2016 [40], Esposalles [41], BRESSAY [42], ScribbleLens [43], Eparchos [44], CASIA-2 [45], MAURDOR [46], RIMES-2009 [38] and RIMES-2024 [39]. They cover 8 languages, three alphabets (Latin, Greek and Chinese), 6 centuries (15th-21st). It enables us to have a robust evaluation due to the high diversity of the datasets. Indeed, as detailed in Table I, they involve many writing configurations (from single writer to more than a thousand), various sizes of character set, as

well as a variable amount of training data (from less than a hundred to few thousand pages).

We used the standard split into training, validation and test sets when existing. To our knowledge, we are the first to use the recently released RIMES-2024 dataset, so we propose a new split, randomly selecting samples for training, validation and test by respecting the split provided at line level in 2011 [47]. We discarded images from the "Q" category, which corresponds to forms, since they do not provide the whole transcript. For multilingual experiments, we discard the RIMES-2009 dataset from the evaluation setting as some test samples can be found in the RIMES-2024 training set. For ScribbleLens, we removed 10% of the training samples to create a validation set by randomly picking from each of its data sources. For Eparchos, we propose a split at page-level by taking 80% of the samples for training, 10% for validation and 10% for test. Appendix B provides the splits at line level, used for pre-training purposes, for the datasets providing line-level annotations. This section also includes some input document image examples.

TABLE II: Comparison of W-DAN recognition performance with respect to the window size w on the IAM and BRESSAY test sets. Speed Factor (SF) is indicated as a comparison with the DAN baseline.

Window size (w)	IAM				BRESSAY			
	CER (%)	WER (%)	Time (s)	SF	CER (%)	WER (%)	Time (s)	SF
1 (DAN)	4.23	14.00	3.39	x1.0	2.43	7.85	24.65	x1.0
2	4.67	15.14	1.94	x1.7	2.91	8.87	20.86	x1.2
3	4.83	15.62	1.26	x2.7	3.05	9.24	12.25	x2.0
4	4.75	15.71	0.97	x3.5	2.63	9.35	8.63	x2.8
5	4.87	16.28	0.77	x4.4	3.02	9.72	6.63	x3.7
10*	5.07	16.53	0.40	x8.5	2.66	9.53	2.95	x8.4
25*	6.56	20.94	0.18	x18.8	4.37	15.21	1.13	x21.8

* Training was performed over 2M and 3M training samples for $w = 10$ and $w = 25$, respectively (instead of 1M).

B. Training strategy

If not stated otherwise, we follow the main guidelines described in [13]:

- We pre-train the encoder part of the architecture using a line-level training strategy. An adaptive max-pooling layer is added on top of the encoder to collapse the vertical axis, leading to a one-dimensional sequence of features. Then classification layer is applied to generate a probability lattice. This pre-training is carried out using the CTC loss. If line-level annotations are provided in the dataset, we use a ratio of 25% real / 75% synthetic images (100% synthetic otherwise).
- We randomly apply some data augmentation strategies with a probability of 90%. It includes resolution modification, color jittering, Gaussian noising, Gaussian blurring, elastic distortion, dilation, erosion and perspective transformation.
- During page-level training, we rely on a curriculum synthetic document generation strategy. The generated documents are more and more complex through the training, starting with single line images to documents including several dozens lines. The model is trained on both real and synthetic documents with the proportion of synthetic documents slowly decreasing from 90% to 10%. Following [17], we scraped the website 1001-fonts.com to get a large collection of fonts from which we randomly sample when rendering a synthetic text line. The text used for synthetic generation comes from the training set of the target dataset itself.
- Training and pre-training are performed using the Adam optimizer with an initial learning rate of 10^{-4} , and automatic mixed-precision.
- Line-level pre-training is carried out using 5M training samples, and page-level training (including curriculum) is performed over 1M samples.
- Input images are preprocessed to reach a resolution of 150 dpi by preserving the original aspect ratio, whether it is for pre-training, training or evaluation.
- We do not use any external data, external language model nor lexicon constraints.

C. Evaluation

We use the standard Character Error Rate (CER) and the Word Error Rate (WER) to evaluate the text recognition performance. Both are computed with the Levenshtein distance between the ground truth and the predicted text, normalized by the length of the ground truth. It has to be noted that page-level approaches are sensitive to reading order; it means that correct text recognized in a wrong order will be considered as incorrect. For each model, we compute the average prediction time for one test image when using a single A100 GPU and a mini-batch size of 1. To provide fully comparable experiments, notably between monolingual and multilingual experiments we present in the following, we set the same maximum number of decoding iterations for all datasets. It is set to 5,000 to cover the requirements of all evaluated dataset. It has to be noted that this choice results in recognition metrics that can highly be impacted by the prediction loops that can occur, *i.e.*, when the model predicts again and again the same text line.

VI. EXPERIMENTS

In this section, we evaluate the proposed approaches (W-DAN, MT-DAN and Meta-DAN) on the IAM and BRESSAY datasets to select the best approach and hyper-parameters. While relying on the original DAN architecture [13], we propose an enlarged version of the encoder we refer to as FCN-M as it shows better recognition performance (details in Appendix A). Then, we apply them on the other 9 datasets to validate the robustness of the approach, and compare it to the state of the art. Finally, we present the results for a multilingual recognition setting.

A. W-DAN

We evaluate the W-DAN approach for window sizes $w \in \{1, 2, 3, 4, 5, 10, 25\}$, with $w = 1$ corresponds to the DAN setting. Results are shown in Table II. It highlights that it is possible to predict from 2 to 10 character tokens at once, while still being competitive in terms of CER and WER. It is especially true for the BRESSAY dataset for which $w = 10$ leads to a small increase of only 0.23 point of CER, for an 8.4 speed factor. However, results degrade significantly for $w = 25$ with a CER of 6.56% instead of

4.23% for IAM, and 4.37% instead of 2.43% for BRESSAY, even with three times more training samples. As one can note, it is possible to reduce the average prediction time per sample nearly linearly with respect to the window size. This is illustrated in Figure 4. Regarding the BRESSAY prediction time, it appears that the new implementation has impacted the prediction time for large text predictions, leading to a lag in the speed factor improvement. A main observation is that the model is harder and harder to train as w increases, so we needed to increase the amount of training data for $w = 10$ and $w = 25$ up to 2M and 3M, respectively.

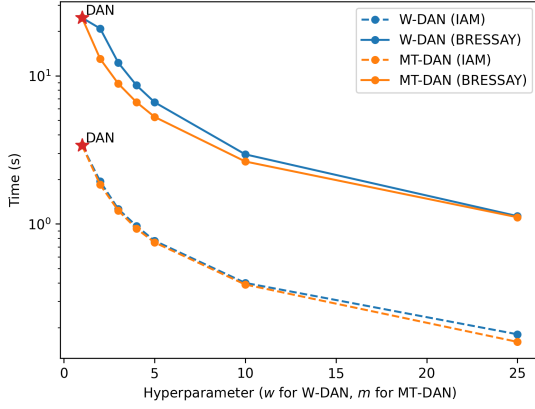


Fig. 4: Evolution of the prediction time with respect to the window size w for the W-DAN and to the number of token heads m for the MT-DAN on the test set of IAM and BRESSAY datasets. The prediction time dramatically decreases as m or w increases at first, and then less sharply as the computation load of the encoder becomes more and more significant on the overall inference process.

B. MT-DAN

We evaluate the MT-DAN approach in a similar setting, *i.e.*, for various numbers of token heads $m \in \{1, 2, 3, 4, 5, 10, 25\}$, with $m = 1$ corresponds to the original DAN. The obtained results (Table III) are quite similar to those of the W-DAN, with comparable recognition performance and prediction time. Neither approach seems to stand out from the other. Even for the extreme case of $m = 25$, it appears that the MT-DAN performs better for the BRESSAY dataset with a CER of 3.15% compared to 4.37% for the W-DAN (with $w = 25$), but we observe the contrary for the IAM dataset with a CER of 7.19% for the MT-DAN compared to 6.56% for the W-DAN. As for the W-DAN, it required more training data for $m = 10$ and $m = 25$. We also relied on a curriculum strategy at character level before the line-level curriculum strategy takes place. We did not use it for the W-DAN as it was not effective; we assume this is due to the way the tokens interact for make its predictions in this approach.

Improving the prediction policy

To enhance the capacity of the MT-DAN approach, we propose and evaluate two prediction policies at inference time:

- 1) The *static* prediction strategy consists in always predicting the k next tokens at each decoding iteration (k must be lower or equal to the number of tokens heads m). Previous results (shown in Table III) relied on this naïve prediction policy, setting $k = m$.
- 2) The *dynamic* prediction strategy involves predicting between the next 1 and m tokens, based on a confidence threshold τ . This way, the number of predicted tokens must vary from one decoding iteration to another. The idea is to accept to slow down the decoding process when the model is unsure of its prediction, by assuming that it could be better at the next decoding iteration for which it will benefit from more context. The first token head is always used to avoid infinite loop; the other $m - 1$ heads are then considered sequentially. If the confidence score (*i.e.*, the maximum value after softmax operation) associated to the current head is greater or equal to τ , then the prediction is preserved, and the next head is processed; the decoding iteration ends otherwise.

We first study the choice of the confidence threshold τ for the dynamic strategy. Figure 5 shows the evolution of the CER with respect to τ for values between 0% and 100%, with a step of 5%. We compare it for different numbers of heads and for both IAM and BRESSAY datasets. It appears that the recognition performance can globally be improved as of $\tau = 0.5$, except for the configurations $m = 3$ and $m = 4$ on the BRESSAY dataset whose behavior is less monotonous. One should note that this prediction policy can even reach better CER performance than the DAN (blue line) on the BRESSAY dataset, for $w = 2$ and $w = 5$. We consider $\tau = 0.9$ as a good compromise over all the evaluated configurations and use it for the next experiments.

We compare the two prediction policies, namely static and dynamic, in Table IV. For the static prediction strategy, we evaluate the models for $k \in \{1, 2, 3, 4, 5\}$ when possible. Regarding the IAM dataset, one can observe a trend whereby the character error rate decreases as k also decreases, with optimum performance reached for $k = 1$, noting that decreasing k highly increases the prediction time as shown previously. This trend is less noticeable on the BRESSAY dataset with more fluctuating results. However, the proposed dynamic prediction policy with $\tau = 0.9$ shows interesting results which generally outperforms the corresponding model using the static strategy with $k = m$, with a limited prediction time overhead. For instance, it enables to reduce the CER from 5.14% to 4.51% for the IAM dataset ($w = 5$), while slightly increasing the prediction time from 0.75 second (Table III) to 0.83 second.

C. Meta-DAN

In this section, we focus on $m = 5$ and $w = 5$ as it seems to be a good compromise between prediction time and

TABLE III: Comparison of MT-DAN recognition performance with respect to the number of token heads m on the IAM and BRESSAY test sets. Speed Factor (SF) is indicated as a comparison with the DAN baseline.

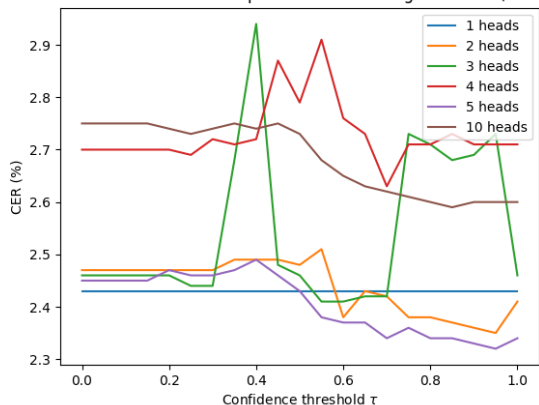
Number of heads (m)	IAM				BRESSAY			
	CER (%)	WER (%)	Time (s)	SF	CER (%)	WER (%)	Time (s)	SF
1 (DAN)	4.23	14.00	3.39	x1.0	2.43	7.85	24.65	x1.0
2	4.70	14.85	1.84	x1.8	2.47	8.54	13.02	x1.9
3	4.74	15.17	1.23	x2.8	2.46	8.60	8.85	x2.8
4	4.68	15.56	0.93	x3.6	2.70	8.91	6.64	x3.7
5	5.14	16.01	0.75	x4.5	2.45	8.72	5.28	x4.7
10*	5.06	16.29	0.39	x8.7	2.37	8.64	2.64	x9.3
25*	7.19	23.83	0.16	x21.2	3.15	11.28	1.11	x22.2

* Training was performed over 2M training samples for $m = 10$ and $m = 25$. An additional character-level curriculum stage was also added for the early stages of the training.

TABLE IV: Comparison of static and dynamic prediction policies of the MT-DAN. CER (%) are given for the test sets of IAM and BRESSAY datasets. Best results are shown in bold; results that are very close to the best (whose difference in values is less than 0.05%) are underlined.

Number of heads (m)	IAM								BRESSAY							
	static					dynamic			static					dynamic		
	$k=1$	$k=2$	$k=3$	$k=4$	$k=5$	$\tau=0.9$	time (s)		$k=1$	$k=2$	$k=3$	$k=4$	$k=5$	$\tau=0.9$	time (s)	
1 (DAN)	4.23	X	X	X	X	X	X		2.43	X	X	X	X	X	X	
2	4.33	4.70	X	X	X	4.59	1.92		<u>2.41</u>	2.47	X	X	X	2.36	13.60	
3	4.31	4.85	4.74	X	X	4.31	1.32		2.46	2.46	2.46	X	X	2.69	9.21	
4	4.48	4.54	4.68	4.68	X	<u>4.52</u>	1.00		2.71	2.86	2.61	2.70	X	2.71	6.97	
5	4.45	4.74	4.54	4.86	5.14	4.51	0.83		<u>2.34</u>	2.40	<u>2.36</u>	2.40	2.45	2.33	5.70	
10	4.79	4.80	4.87	4.87	4.90	<u>4.80</u>	0.47		2.67	2.24	2.70	2.28	2.29	2.66	3.15	
25	5.73	5.61	5.58	5.64	5.68	5.47	0.36		3.35	3.30	2.92	<u>2.91</u>	2.93	2.87	1.88	

Evolution of the CER with respect to the decoding threshold (BRESSAY)



Evolution of the CER with respect to the decoding threshold (IAM)

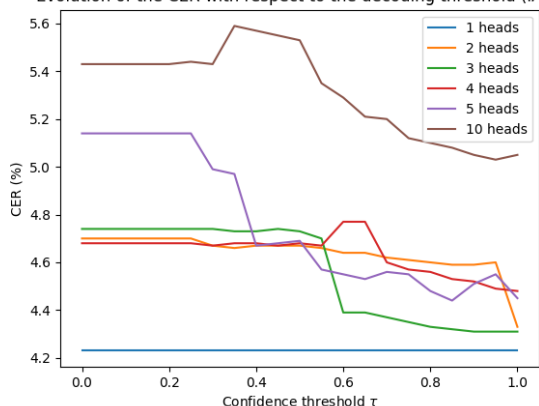


Fig. 5: Impact of the CER threshold for dynamic decoding of the MT-DAN on the test set of IAM and BRESSAY.

recognition performance.

Pre-training strategy

TABLE V: Comparison of Meta-DAN ($m = 5$, $w = 5$) pre-training strategy on the test sets of IAM and BRESSAY.

Pre-training	curriculum	IAM	BRESSAY
line-level (baseline)	✓	5.59	3.01
W-DAN ($w = 5$)	✓	4.82	2.51
W-DAN ($w = 5$)	X	5.01	2.42
MT-DAN ($m = 5$)	✓	5.04	2.36
MT-DAN ($m = 5$)	X	4.79	2.38

In Table V, we evaluate the Meta-DAN for several pre-training strategies. We compare the standard line-level pre-training to transfer learning directly from page-level W-DAN or MT-DAN, with and without curriculum learning. We observe that best results are obtained through page-level pre-training, highlighting the usefulness of the pre-trained decoder even if it does not rely on the same decoding strategy. We also note that re-training from line-level through curriculum learning is generally not necessary to reach the best results. Lastly, it seems that the MT-DAN pre-training leads to slightly better CER on average. For these reasons, the Meta-DAN training will be based on MT-DAN pre-training without curriculum learning in the following experiments.

Comparison with MT-DAN and W-DAN

We compare the Meta-DAN with the MT-DAN and the W-DAN for the same hyperparameters ($m = 5$ and $w = 5$) in Table VI. As one can note for the IAM and BRESSAY

datasets, combining both windowed queries and multi-token predictions enable to increase the recognition performance, as well as reducing the prediction time. Comparing to DAN, the conclusion is not as clear-cut regarding the character error rate as it is in favor to the DAN for IAM with a CER of 4.23% compared to 4.79%, but in favor of the Meta-DAN for BRESSAY with a CER of 2.38% compared to 2.43%. It shows that the Meta-DAN can be both more efficient and faster than the DAN depending on the target dataset.

TABLE VI: Comparison of proposed approaches using the static prediction policy (with $m = k$). CER are expressed in percentages, and times in seconds.

Approach	m	w	IAM		BRESSAY	
			CER	Time	CER	Time
DAN	1	1	4.23	3.39	2.43	24.65
W-DAN	1	5	4.87	0.77	3.02	6.63
MT-DAN	5	1	5.14	0.75	2.45	5.28
Meta-DAN	5	5	4.79	0.43	2.38	4.01

Comparing prediction strategies

As the Meta-DAN also relies on multi-token predictions, we can apply the same dynamic prediction policy as for the MT-DAN. Its usage is evaluated in Table VII. It appears that the confidence scores associated to the predictions are not as high as for the MT-DAN, leading to a failure case for the BRESSAY dataset for which the prediction time is close to that of W-DAN (static case with $k = 1$). As noted previously, the static policy with $k = 1$ leads to the best recognition performance but does not benefit from accelerated prediction. We consider the static policy with $k = m = 5$ as the best alternative for the Meta-DAN and use this configuration in the following.

TABLE VII: Comparison of Meta-DAN ($w = 5, m = 5$) performance with respect to the decoding strategy on the test sets of IAM and BRESSAY.

Strategy for concurrent	IAM		BRESSAY	
	CER (%)	Time (s)	CER (%)	Time (s)
static ($k = 1$)	4.55	0.79	2.31	7.16
static ($k = 5$)	4.79	0.43	2.38	4.01
dynamic ($\tau = 0.9$)	4.73	0.45	2.37	7.14

D. Visualization

A visualization of the attention process for the different prediction approaches is provided in Figure 6. Displayed images are cropped to a single line for visibility, but predictions are performed on the full-page images. Attention weights of the last cross-attention layer are projected on the input image and values are represented by color intensity (maximum intensity for 0.2 value). One color is associated to each projection head in this order: red, blue, green, yellow and cyan. As one can notice, the attention weights are more peaky for DAN and W-DAN. It was expected as each query only focuses on a single character prediction, contrary to MT-DAN and Meta-DAN that involve a multi-token prediction strategy. Interestingly, the attention weights of

the MT-DAN even spread over the last predicted characters ("he " in the example) without disturbing the recognition. The combination of multi-token predictions and window queries enables the Meta-DAN to efficiently predict more tokens (9 here) by taking advantage of more context.

| don't thinu he will storm the charts with this one, but it's a good start.

(a) DAN, predicting "w"

| don't thinu he will storm the charts with this one, but it's a good start.

(b) MT-DAN ($m = 5$), predicting "will "

| don't thinu he will storm the charts with this one, but it's a good start.

(c) W-DAN ($w = 5$), predicting "will "

| don't thinu he will storm the charts with this one, but it's a good start.

(d) Meta-DAN ($m = 5, w = 5$), predicting "will stor"

Fig. 6: Visualization of the attention process for a single decoding step. Attention weights are more diffused when relying on multi-token predictions (MT-DAN, Meta-DAN)

E. Large-scale comparison of the prediction approaches

We now provide a large evaluation at page level over all datasets and all proposed prediction approaches, as well as results for the concurrent Faster DAN decoding strategy. We used the same architecture and training strategy for all the evaluating settings, *i.e.*, we also train the concurrent approaches with the same framework for fair comparisons. We also provide results at line level, which corresponds to the pre-training stage (same encoder with CTC decoding) for comparison. However, let recall that line-level metrics only correspond to recognition on humanly-segmented images: it does not include the required segmentation and ordering stages that would lead to higher CER and prediction times. Results shown in Table VIII highlight that it is generally beneficial to process documents at page level rather than line level. A counter-example is the Esposalles dataset, where line recognition performs very well, demonstrating a certain ease of visual reading (single writer). In this particular case, it seems that the benefits of implicit language modeling provided by the transformer decoder are not sufficient to compensate for the added difficulty of learning the reading order.

Another point is about the prediction time: the three proposed approaches are on par with the prediction speed of the Faster DAN. However, one can note that the Faster DAN speed improvement is highly dependent to the number of lines to be predicted in the document, contrary to the proposed approaches. Indeed, the Faster DAN is 16.3 times faster than the DAN for the BRESSAY dataset but 4.9 times faster for the CASIA-2 dataset, given that there are on average 30 lines per document for BRESSAY and 10 lines per document for CASIA-2.

Regarding the CER performance now, the MT-DAN approach reaches new state-of-the-art performance over 5 datasets. Also, it seems that the enlarged context provided

TABLE VIII: CER results (in percentages) on the test sets with FCN-M encoder. We used $m = 5$ and $w = 5$ for the proposed approaches. Best results at page level are shown in bold.

Dataset	Line-level		Page-level									
	FCN		DAN		Faster DAN		W-DAN (ours)		MT-DAN (ours)		Meta-DAN (ours)	
	CER	Time	CER	Time	CER	Time	CER	Time	CER	Time	CER	Time
IAM	4.84	0.03	4.23	3.39	4.16	0.64	4.87	0.77	4.51	0.83	4.79	0.43
BRESSAY	3.45	0.02	2.43	24.65	2.34	1.51	3.02	6.63	2.33	5.70	2.38	4.01
READ-2016	4.61	0.03	3.85	4.88	4.34	0.73	4.34	1.09	3.80	0.80	4.22	0.63
Esposalles	0.61	0.05	5.86	19.99	1.91	2.23	5.95	4.91	2.16	3.37	2.13	2.86
ScribbleLens	4.72	0.06	4.38	16.24	4.81	2.17	5.06	4.04	4.16	2.71	4.31	2.24
CASIA-2	2.91	0.05	1.10	2.81	3.17	0.57	2.81	0.69	1.32	0.52	2.01	0.43
Eparchos	7.79	0.04	7.27	9.14	7.52	0.97	8.18	2.11	8.14	1.52	7.36	1.21
RIMES-2009	X	X	6.73	5.87	6.56	0.98	6.26	1.44	4.94	1.09	4.64	0.83
RIMES-2024	X	X	3.89	5.89	3.57	0.94	3.48	1.38	2.97	1.06	3.26	0.80
MAURDOR-C3	X	X	10.38	5.34	9.76	0.78	8.05	1.27	13.71	1.16	7.93	0.69
MAURDOR-C4	X	X	8.28	6.70	10.46	1.32	6.93	1.61	6.62	1.20	6.59	0.92
Average	X	X	5.31	9.54	5.33	1.17	5.36	2.36	4.97	1.81	4.51	1.37
# parameters	17.7 M		23.1 M		23.1 M		23.1 M		23.4 M		23.4 M	

by the Meta-DAN enables to stabilize the attention process, reducing the phenomenon of predictions loops (when the same text is predicted multiple times) for heterogeneous layouts as in the MAURDOC-C3 and MAURDOR-C4 datasets. It results in new state-of-the-art recognition performance when averaging on all datasets with an improvement of 0.46 point compared to MT-DAN and 0.80 point compared to DAN. WER results are given in Appendix C for comparison purposes.

F. Comparison with the state of the art

We further compare the proposed approaches to the state of the art in Table IX. For fair comparison, we only compare to works following the same constraints, *i.e.*, without external language model and that do not perform training on additional external dataset. Among the 7 datasets for which there is a page-level evaluation in the literature, we reach new state-of-the-art CER on 4 of these datasets with the MT-DAN or the Meta-DAN. The proposed approaches also outperform state-of-the-art line-level recognition models on ScribbleLens and CASIA-2 datasets. One can note an exception with the Eparchos dataset, which follow a similar behavior compared to the Esposalles dataset, *i.e.*, text recognition is better at line level than at page level. This can be explained by the very few available training data that prevent from fully benefiting from the full potential of attention-based recognition systems. Lastly, we provide a first evaluation for the newly released RIMES-2024 dataset with a CER of 2.97% reached by the MT-DAN.

G. Multilingual recognition

In this last experiment, we propose training the Meta-DAN in a multilingual setting, *i.e.*, the model is trained on a set of datasets at once, and evaluated on the same datasets. We only focus on latin languages to see if learning one language can be helpful for learning another one when sharing part of the same alphabet.

We compare the FCN-M encoder we used so far to two variants of the ConvNeXt-V2 architecture [52], which is

a state-of-the-art CNN architecture for computer vision, pre-trained through self-supervised learning (masked auto-encoder) on ImageNet-21k (IN-21k). Regarding these ConvNeXt-V2 encoders, we made the following modifications for fair comparison and CTC requirements for pre-training (minimum input length with respect to the ground truth): 1) the last projection is set to output 256 feature maps to be compatible with the DAN decoder; 2) The ConvNeXt encoder includes five downsampling stages, each one dividing by two the horizontal and vertical axes. We removed two of them for the horizontal axis, leading to a final output shape for the image features of ($H_f = \frac{H}{32}, W_f = \frac{W}{8}, C_f = 256$), which corresponds to the FCN-M encoder output shape.

We first concentrate on the line-level pre-training stage in Table X. As one can note, the FCN-M encoder is better suited for monolingual setting compared to the same-scale ConvNeXt-V2-N model, but we can observe the contrary for the multilingual setting. The results highlight that is mainly due to the self-supervised pre-training strategy on a large-scale IN-21k dataset: the overall CER is 2.38 point higher when training from scratch. Another interesting point is that, even with a larger model (ConvNeXt-V2-B, 4 times more parameters than FCN-M), the obtained results are still a bit less good as the monolingual approach with FCN-M encoder (3.83% of CER compared to 3.65%).

We now compare these different encoders at page level with the Meta-DAN approach. To make training more efficient, we add an extra training step at line-level, leading to a 4-step training: 1) pre-training the encoder with CTC supervision through the line-level approach; 2) transfer learning to MT-DAN on line-level images; 3) further training the MT-DAN at page level with curriculum learning 4) transfer learning to Meta-DAN at page level without curriculum strategy.

Table XI describes the obtained results, highlighting the need for an upscaled encoder to get close to monolingual results. Indeed, the ConvNeXt-V2-B encoder leads to an average CER of 4.62% on a multilingual setting, which is very close to the 4.45% obtained by the FCN-M with monolingual training. In addition, it only results in a

TABLE IX: Comparison with state-of-the-art approaches (no external data, no external language model). Best result at page level is shown in bold. State-of-the-art line-level results are given for comparison.

Dataset	Approaches of the literature			CER (%) for our approaches (page level)	
	Architecture	Level	CER (%)	MT-DAN	Meta-DAN
BRESSAY	[42] CRNN + attention	line	3.62	2.33	2.38
	[42] YOLO-v5 + Calamari	line	6.01		
	[42] DANIEL	page	3.55		
CASIA-2	[48] CNN + attention	line	2.34	1.32	2.01
	[49] DenseNet + attention	line	1.78		
Eparchos	[44] CNN + GRU	line	4.53	8.14	7.36
Esposalles	[21] DAN + NER	line	0.48	2.16	2.13
	[21] DAN + NER	page	3.61		
IAM	[50] transformer	line	3.99	4.51	4.79
	[13] DAN	page*	4.54		
	[17] DANIEL	page*	4.38		
MAURDOR-C3	[13] DAN	page	8.62	13.71	7.93
	[14] Faster DAN	page	8.93		
MAURDOR-C4	[13] DAN	page	8.02	6.62	6.59
	[14] Faster DAN	page	9.88		
READ-2016	[12] VAN	line	4.10	3.80	4.22
	[13] DAN	paragraph	3.22		
	[13] DAN	page	3.43		
	[14] Faster DAN	page	3.95		
	[17] DANIEL	page	4.03		
RIMES-2009	[13] DAN	page	4.54	4.94	4.64
	[14] Faster DAN	page	6.38		
	[17] DANIEL	page	5.80		
RIMES-2024	X	X	X	2.97	3.26
ScribbleLens	[51] CNN + BLSTM	line	6.47	4.16	4.31

* For IAM, the page level refers in the literature to pages for which the header including duplicated printed text was removed.

TABLE X: CER (in percentages) for different encoders on the test sets for line-level multilingual recognition.

	FCN-M		ConvNeXtV2-N			ConvNeXtV2-B
Pre-training	X	X	IN-21k	X	IN-21k	IN-21k
Training	Monolingual	Multilingual	Monolingual	Multilingual	Multilingual	Multilingual
IAM	4.84	6.40	5.54	9.57	6.34	5.31
BRESSAY	3.45	5.27	3.61	7.85	4.51	3.23
READ-2016	4.61	6.92	5.23	8.28	6.25	4.74
Esposalles	0.61	1.83	1.02	2.11	1.33	0.82
ScribbleLens	4.72	6.49	5.27	8.61	6.07	5.07
Average CER (%)	3.65	5.38	4.13	7.28	4.90	3.83
# parameters	17.6 M		16.0 M			88.8 M
Average time (s)	0.03		0.01			0.03

small prediction time increase, from 1.57 second per page (FCN-M, monolingual) to 1.74 second per page (CN2-B, multilingual).

These results also demonstrates that the multilingual setting is only beneficial for similar languages regarding the evaluated models. Comparing monolingual FCN-M and multilingual CN2-B, one can notice that CER of all French/English datasets (IAM, RIMES-2024 and MAURDOR) are improved, while all datasets of historical documents (Esposalles, READ-2016 and ScribbleLens), which involves a specific period and language, are degraded.

VII. DISCUSSION

Through this extensive study on prediction strategies, we showed the robustness of the proposed Meta-DAN approach

through many evaluation configurations (various datasets, multilingual recognition), reaching on-average state-of-the-art results. However, one can note that there is no one strategy that is better than the others on all datasets. We noticed that, no matter the prediction variant (Faster DAN or ours), it seems to have a beneficial impact on the loop effects that can occur during decoding, noticeable through the CER results of the Esposalles dataset (Table VIII). We assume that for the Faster DAN strategy, this is due to the parallelization of the line recognition. Indeed, the loops mainly occur when switching from one line to another. For the approaches we proposed, this must be the result of the increased context modeling and the forced anticipation of the model to predict the following characters, which can be found on two consecutive lines. But contrary to the Faster

TABLE XI: Comparison of CER results (in percentages) at page-level with FCN-M and ConvNeXt-V2 (CN2) encoders for multilingual training using the Meta-DAN ($w = 5$, $m = 5$).

Dataset	Monolingual	Multilingual		
	FCN-M	FCN-M	CN2-N	CN2-B
BRESSAY	2.38	4.82	4.14	4.07
READ-2016	4.22	5.43	6.80	4.91
Esposalles	2.13	2.58	2.69	2.47
ScribbleLens	4.31	9.79	7.51	5.87
IAM	4.79	5.10	4.89	3.97
RIMES-2024	3.26	3.22	3.31	2.93
MAURDOR-C3	7.93	7.41	6.91	7.84
MAURDOR-C4	6.59	17.94	7.06	4.92
Average CER	4.45	7.04	5.41	4.62
Average time (s)	1.57	1.36	1.01	1.74
# parameters	23.2 M	23.2 M	21.5 M	94.3 M

DAN, the Meta-DAN does not suffer from "catastrophic" errors. Indeed, any missed or duplicated character in the first decoding stage of the Faster DAN lead to discard or duplicate a whole text line. While rare, this can severely impact the recognition performance, also explaining the recognition gap. Although we limit ourselves to compare the approaches for character-level predictions to reach state-of-the-art results with few training data, it has to be noted that all approaches could also be used in combination with BPE or N-gram tokenization to further reduce the prediction time.

VIII. CONCLUSION

In this paper, we proposed and evaluated two new prediction strategies for end-to-end full-page text recognition: windowed queries and multi-token predictions. We show that the Meta Document Attention Network approach, combining both strategies, reaches new on-average state-of-the-art results on many handwritten datasets while reaching competitive prediction times. In addition, this approach enables flexible balance between prediction time and recognition performance by adapting the associated hyperparameters to adapt to the use case. While we only evaluated the Meta-DAN for HTR, the proposed approach is generic enough to be adapted to any autoregressive transformer-based system. Lastly, we highlight that using a generic self-supervised pre-trained encoder is an effective way to bridge the performance gap between monolingual and multilingual settings.

ACKNOWLEDGMENT

This work was granted access to the HPC resources of IDRIS under the allocation 2024-AD011012155R2 made by GENCI. Experiments presented in this paper were also partly carried out using the Grid'5000 testbed, supported by a scientific interest group hosted by Inria and including CNRS, RENATER and several Universities as well as other organizations (see <https://www.grid5000.fr>).

REFERENCES

- [1] N. Arica and F. T. Yarman-Vural, "An overview of character recognition focused on off-line handwriting," *IEEE Transactions on Systems, Man, and Cybernetics: Systems*, vol. 31, no. 2, pp. 216–233, 2001. **1**
- [2] M. Blumenstein, B. K. Verma, and H. Basli, "A novel feature extraction technique for the recognition of segmented handwritten characters," in *7th International Conference on Document Analysis and Recognition*. IEEE Computer Society, 2003, pp. 137–141. **1**
- [3] M. A. El-Yacoubi, M. Gilloux, R. Sabourin, and C. Y. Suen, "An hmm-based approach for off-line unconstrained handwritten word modeling and recognition," *IEEE Trans. Pattern Analysis and Machine Intelligence*, vol. 21, no. 8, pp. 752–760, 1999. **1**
- [4] T. Bluche, H. Ney, and C. Kermorvant, "Tandem HMM with convolutional neural network for handwritten word recognition," in *IEEE International Conference on Acoustics, Speech and Signal Processing*. IEEE, 2013, pp. 2390–2394. **1**
- [5] C. Wigington, S. Stewart, B. L. Davis, B. Barrett, B. L. Price, and S. Cohen, "Data augmentation for recognition of handwritten words and lines using a CNN-LSTM network," in *14th IAPR International Conference on Document Analysis and Recognition*, 2017, pp. 639–645. **1, 2**
- [6] J. Michael, R. Labahn, T. Grüning, and J. Zöllner, "Evaluating sequence-to-sequence models for handwritten text recognition," in *2019 International Conference on Document Analysis and Recognition*, 2019, pp. 1286–1293. **1, 2**
- [7] D. Coquenot, C. Chatelain, and T. Paquet, "Recurrence-free unconstrained handwritten text recognition using gated fully convolutional network," in *17th International Conference on Frontiers in Handwriting Recognition*, 2020, pp. 19–24. **1, 2**
- [8] T. Bluche, "Joint line segmentation and transcription for end-to-end handwritten paragraph recognition," in *Advances in Neural Information Processing Systems 29: Annual Conference on Neural Information Processing Systems*, D. D. Lee, M. Sugiyama, U. von Luxburg, I. Guyon, and R. Garnett, Eds., 2016, pp. 838–846. **1, 2**
- [9] T. Bluche, J. Louradour, and R. O. Messina, "Scan, attend and read: End-to-end handwritten paragraph recognition with MDLSTM attention," in *14th IAPR International Conference on Document Analysis and Recognition*. IEEE, 2017, pp. 1050–1055. **1, 2**
- [10] M. Yousef and T. E. Bishop, "Origaminet: Weakly-supervised, segmentation-free, one-step, full page text recognition by learning to unfold," in *2020 IEEE/CVF Conference on Computer Vision and Pattern Recognition*, 2020, pp. 14 698–14 707. **1, 2**
- [11] A. C. Rouhou, M. Dhiaf, Y. Kessentini, and S. B. Salem, "Transformer-based approach for joint handwriting and named entity recognition in historical document," *Pattern Recognition Letters*, vol. 155, pp. 128–134, 2022. **1, 2**
- [12] D. Coquenot, C. Chatelain, and T. Paquet, "End-to-end handwritten paragraph text recognition using a vertical attention network," *IEEE Transactions on Pattern Analysis and Machine Intelligence*, vol. 45, pp. 508–524, 2023. **1, 2, 3, 13, 16**
- [13] —, "Dan: a segmentation-free document attention network for handwritten document recognition," *IEEE Transactions on Pattern Analysis and Machine Intelligence*, vol. 45, no. 7, pp. 8227–8243, 2023. **1, 2, 3, 5, 7, 8, 13, 16**
- [14] —, "Faster dan: Multi-target queries with document positional encoding for end-to-end handwritten document recognition," in *International Conference on Document Analysis and Recognition*, ser. Lecture Notes in Computer Science, vol. 14190, 2023, pp. 182–199. **1, 2, 3, 5, 7, 13**
- [15] D. Castro, B. L. D. Bezerra, and C. Zanchettin, "An end-to-end approach for handwriting recognition: From handwritten text lines to complete pages," in *Proceedings of the IEEE/CVF Conference on Computer Vision and Pattern Recognition (CVPR) Workshops*, June 2024, pp. 264–273. **1**
- [16] T. Constum, N. Kempf, T. Paquet, P. Tranouez, C. Chatelain, S. Brée, and F. Merveille, "Recognition and information extraction in historical handwritten tables: Toward understanding early 20th century paris census," in *Document Analysis Systems - 15th IAPR International Workshop*, vol. 13237, 2022, pp. 143–157. **1**
- [17] T. Constum, P. Tranouez, and T. Paquet, "DANIEL: A fast Document Attention Network for Information Extraction and

- Labelling of handwritten documents,” 2024, preprint. **1, 2, 3, 8, 13**
- [18] T. Constum, L. Preel, T. Larcher, T. Paquet, P. Tranouez, and S. Bree, “End-to-end information extraction in handwritten documents: Understanding paris marriage records from 1880 to 1940,” in *Document Analysis and Recognition - ICDAR 2024*, 2024, pp. 195–214. **1**
- [19] M. Boillet, S. Tarride, Y. Schneider, B. Abadie, L. Kesztenbaum, and C. Kermorvant, “The socface project: Large-scale collection, processing, and analysis of a century of french censuses,” in *Document Analysis and Recognition - ICDAR 2024*, 2024, pp. 57–73. **1**
- [20] S. Tarride, M. Boillet, J. Moufflet, and C. Kermorvant, “SIMARA: A database for key-value information extraction from full-page handwritten documents,” in *Document Analysis and Recognition - ICDAR 2023 - 17th International Conference, Part III*, vol. 14189, 2023, pp. 421–437. **1**
- [21] S. Tarride, M. Boillet, and C. Kermorvant, “Key-value information extraction from full handwritten pages,” in *Document Analysis and Recognition - ICDAR 2023 - 17th International Conference, Part II*, ser. Lecture Notes in Computer Science, vol. 14188. Springer, 2023, pp. 185–204. **1, 13**
- [22] N. Bottaioli, S. Tarride, J. Anger, S. Mowlavi, M. Gardella, A. Tadros, G. Facciolo, R. G. von Gioi, C. Kermorvant, J.-M. Morel, and J. Preciozzi, “Normalized vs diplomatic annotation: A case study of automatic information extraction from handwritten uruguayan birth certificates,” in *Document Analysis and Recognition - ICDAR 2024 Workshops*, 2024, pp. 40–54. **1**
- [23] F. Gloeckle, B. Y. Idrissi, B. Rozière, D. Lopez-Paz, and G. Synnaeve, “Better & faster large language models via multi-token prediction,” 2024, preprint. [Online]. Available: <https://arxiv.org/abs/2404.19737> **1, 2, 5**
- [24] A. Graves and J. Schmidhuber, “Offline handwriting recognition with multidimensional recurrent neural networks,” in *Advances in Neural Information Processing Systems 21, Proceedings of the Twenty-Second Annual Conference on Neural Information Processing Systems*, 2008, pp. 545–552. **2**
- [25] M. Carbonell, A. Fornés, M. Villegas, and J. Lladós, “A neural model for text localization, transcription and named entity recognition in full pages,” *Pattern Recognition Letters*, vol. 136, pp. 219–227, 2020. **2**
- [26] A. Graves, S. Fernández, F. J. Gomez, and J. Schmidhuber, “Connectionist temporal classification: labelling unsegmented sequence data with recurrent neural networks,” in *Machine Learning, Proceedings of the Twenty-Third International Conference*, ser. ACM International Conference Proceeding Series, vol. 148. ACM, 2006, pp. 369–376. **2**
- [27] D. Coquenat, C. Chatelain, and T. Paquet, “Span: a simple predict & align network for handwritten paragraph recognition,” in *International Conference on Document Analysis and Recognition (ICDAR)*, ser. Lecture Notes in Computer Science, vol. 12823, 2021, pp. 70–84. **2**
- [28] A. Vaswani, N. Shazeer, N. Parmar, J. Uszkoreit, L. Jones, A. N. Gomez, L. Kaiser, and I. Polosukhin, “Attention is all you need,” in *Advances in Neural Information Processing Systems 30: Annual Conference on Neural Information Processing Systems*, 2017, pp. 5998–6008. **2, 3**
- [29] K. Barrere, Y. Soullard, A. Lemaitre, and B. Coüasnon, “A light transformer-based architecture for handwritten text recognition,” in *Document Analysis Systems - 15th IAPR International Workshop*, ser. Lecture Notes in Computer Science, vol. 13237, 2022, pp. 275–290. **2**
- [30] S. S. Singh and S. Karayev, “Full page handwriting recognition via image to sequence extraction,” in *16th International Conference on Document Analysis and Recognition*, ser. Lecture Notes in Computer Science, vol. 12823, 2021, pp. 55–69. **2, 3**
- [31] M. Schall, M. Schambach, and M. O. Franz, “Multi-dimensional connectionist classification: Reading text in one step,” in *13th IAPR International Workshop on Document Analysis Systems*, 2018, pp. 405–410. **2**
- [32] W. Qi, Y. Yan, Y. Gong, D. Liu, N. Duan, J. Chen, R. Zhang, and M. Zhou, “Prophetnet: Predicting future n-gram for sequence-to-sequence pre-training,” in *Findings of the Association for Computational Linguistics: EMNLP*, ser. Findings of ACL, vol. EMNLP 2020, 2020, pp. 2401–2410. **2**
- [33] M. Stern, N. Shazeer, and J. Uszkoreit, “Blockwise parallel decoding for deep autoregressive models,” in *Advances in Neural Information Processing Systems 31: Annual Conference on Neural Information Processing Systems 2018*, 2018, pp. 10 107–10 116. **2**
- [34] Z. Fei, “Partially non-autoregressive image captioning,” in *Thirty-Third Conference on Innovative Applications of Artificial Intelligence*, 2021, pp. 1309–1316. **2**
- [35] R. Sennrich, B. Haddow, and A. Birch, “Neural machine translation of rare words with subword units,” in *Proceedings of the 54th Annual Meeting of the Association for Computational Linguistics*. The Association for Computer Linguistics, 2016, pp. 1715–1725. **3**
- [36] F. Chollet, “Xception: Deep learning with depthwise separable convolutions,” in *2017 IEEE Conference on Computer Vision and Pattern Recognition*, 2017, pp. 1800–1807. **3, 16**
- [37] U. Marti and H. Bunke, “The iam-database: an english sentence database for offline handwriting recognition,” *International Journal on Document Analysis and Recognition*, vol. 5, no. 1, pp. 39–46, 2002. **7**
- [38] E. Grosicki, M. Carré, J. Brodin, and E. Geoffrois, “Results of the RIMES evaluation campaign for handwritten mail processing,” in *International Conference on Document Analysis and Recognition*, 2009, pp. 941–945. **7**
- [39] E. Grosicki, M. Carré, E. Geoffrois, E. Augustin, F. Preteux, and R. Messina, “Rimes, complete,” Mar. 2024. [Online]. Available: <https://doi.org/10.5281/zenodo.10812725> **7**
- [40] J. Sánchez, V. Romero, A. H. Toselli, and E. Vidal, “ICFHR2016 competition on handwritten text recognition on the READ dataset,” in *15th International Conference on Frontiers in Handwriting Recognition*, 2016, pp. 630–635. **7**
- [41] V. Romero, A. Fornés, N. Serrano, J. Sánchez, A. H. Toselli, V. Frinken, E. Vidal, and J. Lladós, “The ESPOSALLES database: An ancient marriage license corpus for off-line handwriting recognition,” *Pattern Recognition*, vol. 46, no. 6, pp. 1658–1669, 2013. **7**
- [42] A. F. de Sousa Neto, B. L. D. Bezerra, S. S. Araújo, W. M. A. S. Souza, K. F. Alves, M. F. Oliveira, S. V. S. Lins, H. J. F. Hazin, P. H. V. Rocha, and A. H. Toselli, “ICDAR 2024 competition on handwritten text recognition in brazilian essays - BRESSAY,” in *18th International Conference on Document Analysis and Recognition*, ser. Lecture Notes in Computer Science, vol. 14809, 2024, pp. 345–362. **7, 13**
- [43] H. J. G. A. Dolfing, J. R. Bellegarda, J. Chorowski, R. Marxer, and A. Laurent, “The “scribblelens” dutch historical handwriting corpus,” in *17th International Conference on Frontiers in Handwriting Recognition*, 2020, pp. 67–72. **7**
- [44] L. T. Tsochatzidis, S. Symeonidis, A. Papazoglou, and I. Pratikakis, “HTR for greek historical handwritten documents,” *Journal of Imaging*, vol. 7, no. 12, p. 260, 2021. **7, 13**
- [45] C. Liu, F. Yin, D. Wang, and Q. Wang, “CASIA online and offline chinese handwriting databases,” in *2011 International Conference on Document Analysis and Recognition*, 2011, pp. 37–41. **7**
- [46] S. Brunessaux, P. Giroux, B. Grilhères, M. Manta, M. Bodin, K. Choukri, O. Galibert, and J. Kahn, “The maudor project: Improving automatic processing of digital documents,” in *International Workshop on Document Analysis Systems*, 2014, pp. 349–354. **7**
- [47] E. Grosicki and H. E. Abed, “ICDAR 2011 - french handwriting recognition competition,” in *International Conference on Document Analysis and Recognition*, 2011, pp. 1459–1463. **7**
- [48] G. Yao, N. Ding, T. Zhao, K. Zhao, P. Tang, Y. Tao, and L. Peng, “Visual prompt learning for chinese handwriting recognition,” in *18th International Conference on Document Analysis and Recognition*, vol. 14804, 2024, pp. 119–133. **13**
- [49] Z. Wang, Y. Yu, Y. Wang, H. Long, and F. Wang, “Robust end-to-end offline chinese handwriting text page spotter with text kernel,” in *Document Analysis and Recognition, ICDAR 2021 Workshops*, ser. Lecture Notes in Computer Science, vol. 12917. Springer, 2021, pp. 21–35. **13**
- [50] D. H. Diaz, S. Qin, R. R. Ingle, Y. Fujii, and A. Bissacco, “Rethinking text line recognition models,” 2021. [Online]. Available: <https://arxiv.org/abs/2104.07787> **13**
- [51] H. J. G. A. Dolfing, “Whole page recognition of historical handwriting,” 2020. [Online]. Available: <https://arxiv.org/abs/2009.10634> **13**
- [52] S. Woo, S. Debnath, R. Hu, X. Chen, Z. Liu, I. S. Kweon, and S. Xie, “Convnext V2: co-designing and scaling convnets with

masked autoencoders,” in *IEEE/CVF Conference on Computer Vision and Pattern Recognition*, 2023, pp. 16 133–16 142. **12**

APPENDIX

A. Scaling up the DAN encoder

We noticed that the DAN lacked of some feature extraction capability when evaluated on challenging datasets such as BRESSAY which presents some crossed-out text with annotations. We opt for scaling up the DAN encoder only in order to increase the performance while preventing a significant prediction time increase. Indeed, the encoding part of the model is only used once at inference (it is excluded from the iterative decoding stage); so the computation involved are not such significant compared to decoding. The proposed encoder is referred to as FCN-M, and the original one as FCN-S.

The proposed modification mainly consists in doubling the number of feature maps per block while preserving the last one which condition the size of the decoder, as detailed in Table XII. We use the notation of the original paper [12] where ConvBlock is a Convolution Block made up of three convolutions, instance normalization and dropout, and DSCBlock is equivalent except for the convolutions that are replaced by Depthwise Separable Convolutions [36].

TABLE XII: Composition of the two versions of the encoder. ConvBlock(X) and DSCBlock(X) indicate the number of feature maps X returned by each convolutional layer.

	FCN-S [12]	FCN-M (ours)	Output size
layers	ConvBlock(16)	ConvBlock(32)	$H \times W$
	ConvBlock(32)	ConvBlock(64)	$\frac{H}{2} \times \frac{W}{2}$
	ConvBlock(64)	ConvBlock(128)	$\frac{H}{4} \times \frac{W}{4}$
	ConvBlock(128)	ConvBlock(256)	$\frac{H}{8} \times \frac{W}{8}$
	ConvBlock(128)	ConvBlock(512)	$\frac{H}{16} \times \frac{W}{8}$
	ConvBlock(128)	ConvBlock(512)	$\frac{H}{32} \times \frac{W}{8}$
	DSCBlock(128)	DSCBlock(512)	$\frac{H}{32} \times \frac{W}{8}$
	DSCBlock(128)	DSCBlock(512)	$\frac{H}{32} \times \frac{W}{8}$
	DSCBlock(128)	DSCBlock(512)	$\frac{H}{32} \times \frac{W}{8}$
	DSCBlock(256)	DSCBlock(256)	$\frac{H}{32} \times \frac{W}{8}$
# params	1.7 M	17.6 M	

We evaluate these modifications on READ-2016, CASIA-2, BRESSAY and IAM datasets at line level, and at page level with the DAN. Results are shown in Table XIII. As one can note, the modified encoder improves the recognition results (or is equivalent) on all the evaluated datasets, whether it is at line or page level. The prediction time is only slightly impacted, we assume this is mainly due to the complexity of learning the reading order. For CASIA-2 and IAM, the prediction time is lower, which can be explained by a reducing of the loop effect (predicting several times the same text part). But for READ-2016 and BRESSAY, the prediction time is higher, which can be the result of the additional computations due to the bigger encoder, and to a better recognition (missed text parts are now

well recognized, adding extra decoding iterations). The most negative impact is on the READ-2016 dataset with a 6% increase of the prediction time. These results also enhance what have been found in [13]: the page-level DAN outperforms its line-level counterpart while they are based on the same encoder.

TABLE XIII: Impact of the encoder changes at line (pre-training stage) and page levels. CER are expressed in percentages, and times in seconds.

Dataset	Encoder	FCN (line)		DAN (page)	
		CER	Time	CER	Time
READ-2016	FCN-S	4.82	0.03	3.82	4.61
	FCN-M	4.61	0.03	3.85	4.88
CASIA-2	FCN-S	5.33	0.05	1.35	2.94
	FCN-M	2.91	0.05	1.10	2.81
Bressay	FCN-S	6.11	0.02	4.53	24.28
	FCN-M	3.45	0.02	2.43	24.65
IAM	FCN-S	5.76	0.03	4.53	3.57
	FCN-M	4.84	0.03	4.23	3.39

B. Datasets

Line-level splits: Table XIV details the split for training, validation and test used for the different datasets regarding the experiments at line level.


TABLE XIV: Datasets splits at line level.

Dataset	Train	Validation	Test
IAM	6,482	976	2,915
READ-2016	8,367	1,043	1,140
Esposalles	2,328	742	757
ScribbleLens	4,408	375	563
CASIA-2	36,305	5,465	10,449
Eparchos	1,512	380	380
BRESSAY	19,561	4,608	5,915


Example images: Figure 7 provides document image examples from the 10 evaluated datasets. As one can note, these datasets cover many page layouts, visual aspects, writing styles, periods and languages.

C. WER results for the comparison of prediction strategies.

Table XV provides the WER scores associated to experiments related to Section VI-E, *i.e.*, when relying on monolingual evaluation and the FCN-M encoder. Interestingly, the WER results do not follow exactly the same trend as that of the CER, by exhibiting a slight advantage for the Faster DAN with reaches an on-average WER of 13.73%, compared to 14.22% for the Meta-DAN. There is no clear explanation for this observation. However, it still remains lower than the DAN WER which reaches 15.15%.




(a) MAURDOR-C3




(b) MAURDOR-C4

Also present a London journalist who arrived two hours earlier by appointment to talk to the author of *Barbed Wire* and the *Heistage* about his new work, if any, and who is now being publicly convinced to fight off the frustration. The telephone has rung a couple of times, calls from other things drifting the mind and offering to drop by for a chat.


(c) IAM




(d) CASIA-2




(e) RIMES-2024




(g) ScribbleLens



(h) Eparchos



(i) Esposalles



(j) READ-2016

Fig. 7: Dataset samples from test sets. The MAURDOR-C3 and MAURDOR-C4 datasets provide widely heterogeneous documents in terms of layout, while the other datasets are quite homogeneous.

TABLE XV: WER results (in percentages) on the test sets with FCN-M encoder. We used $m = 5$ and $w = 5$ for the proposed approaches. Best results at page level are shown in bold.

Dataset	Line-level	Page-level				
	FCN	DAN	Faster DAN	W-DAN	MT-DAN	Meta-DAN
IAM	15.83	14.00	13.42	16.28	14.96	15.78
BRESSAY	12.12	7.85	8.03	9.72	8.28	8.46
READ-2016	20.41	14.69	14.83	16.90	14.90	16.03
Esposalles	2.61	6.60	2.73	6.63	3.09	3.09
ScribbleLens	20.38	19.66	18.64	21.19	18.92	19.71
Eparchos	26.29	22.36	22.36	24.71	23.39	23.69
RIMES-2009	x	14.35	12.99	15.12	12.67	12.96
RIMES-2024	x	8.72	8.30	9.35	8.00	8.72
MAURDOR-C3	x	28.43	19.82	20.71	27.46	20.23
MAURDOR-C4	x	14.80	16.19	13.50	13.15	13.48
Average	x	15.15	13.73	15.41	14.48	14.22