

Adapting Large Language Models for Multi-Domain Retrieval-Augmented-Generation

Alexandre Misrahi^{1*} Nadezhda Chirkova² Maxime Louis² Vassilina Nikoulina²
¹EPFL ²NAVER LABS Europe

	Llama-3.2-1B						Llama-3-8B					
Vanilla RAG	0.53	0.59	0.53	0.44	0.52	0.51	0.65	0.69	0.75	0.49	0.61	0.61
	LoRA						LoRA					
Full-LoRA	0.65	0.63	0.68	0.41	0.42	0.50	0.71	0.70	0.82	0.49	0.49	0.58
LoRA-QKAtt	0.62	0.63	0.59	0.44	0.49	0.53	0.70	0.68	0.80	0.54	0.58	0.62
LoRA-Att	0.65	0.62	0.62	0.40	0.41	0.49	0.70	0.70	0.83	0.50	0.47	0.57
LoRA-MLP	0.66	0.63	0.67	0.41	0.41	0.49	0.71	0.69	0.83	0.49	0.49	0.58
	LoRA + distilled labels						LoRA + distilled labels					
Full-LoRA	0.64	0.67	0.70	0.49	0.61	0.58	0.66	0.72	0.80	0.54	0.67	0.66
LoRA-QKAtt	0.63	0.66	0.69	0.48	0.59	0.60	0.66	0.71	0.80	0.53	0.66	0.65
LoRA-Att	0.64	0.67	0.69	0.49	0.60	0.61	0.66	0.71	0.79	0.54	0.66	0.65
LoRA-MLP	0.64	0.67	0.70	0.50	0.61	0.61	0.66	0.71	0.79	0.54	0.67	0.66
	General	Biomedical	WebSearch	Ctx-critical	Long Form	Avg	General	Biomedical	WebSearch	Ctx-critical	Long Form	Avg

Figure 1: RAG adaptation results, LLM Eval. Color is relative to the corresponding column. Average column is computed across all individual datasets.

Abstract

Retrieval-Augmented Generation (RAG) enhances LLM factuality, but multi-domain applications face challenges like lack of diverse benchmarks and poor out-of-domain generalization. The first contribution of this work is to introduce a diverse benchmark comprising a variety of question-answering tasks from 8 sources and covering 13 domains. Our second contribution consists in systematically testing out-of-domain generalization for typical RAG tuning strategies. While our findings reveal that standard fine-tuning fails to generalize effectively, we show that sequence-level distillation with teacher-generated labels improves out-of-domain performance by providing more coherent supervision. Our findings highlight key strategies for improving multi-domain RAG robustness.

1. Introduction

Retrieval-Augmented Generation (RAG) [8,20] is a technique that enhances Large Language Models (LLMs) by retrieving relevant information from an external document repository to augment the input prompt. Often likened to an “open book” exam, this approach allows LLMs to ground their responses in external knowledge, thereby improving their faithfulness. RAG is especially valuable for out-of-domain queries—those beyond an LLM’s general knowledge—where the model must rely on its ability to exploit retrieved context.

While RAG is sometimes viewed as an alternative to supervised finetuning on domain-specific data, and has shown strong performance across various domains [29], recent work [21, 29, 47] has highlighted the benefits of finetuning LLMs specifically for RAG. This not only improves the model’s ability to use retrieved context effectively, but also increases robustness to irrelevant information. Our goal in this paper is to investigate RAG finetuning for out-of-domain tasks at test time.

Existing studies on multi-domain RAG [9, 10, 14, 41, 47] overlook two key aspects. First, existing multi-domain RAG benchmarks lack diversity and offer only limited

*Work done during internship at NAVER LABS Europe

insights into the multi-domain challenges. Second, to the best of our knowledge, none of the research performed in adapting LLMs for RAG consider domain-shift settings, when test-time queries or document repositories can differ from the ones used at training time in the style or domain.

Our primary contribution is a carefully curated and highly diverse set of query datasets and corresponding document collections (datastores) covering multiple domains, task types and answer formats¹. This resource enables a precise assessment of the limitations of the RAG pipeline and facilitates an analysis of the impact of retrievers, rerankers, and LLMs on overall performance. Our experimental study shows that performance improvement brought by RAG compared to zero-shot LLM prompting varies across domains, due to multiple factors such as variable complexity and genre of questions, datastore preprocessing, or retrieval performance.

Our second contribution is studying cross-domain generalization of various LLM finetuning strategies for RAG. We show that commonly used tuning of an LLM for RAG on standard question answering datasets (with short labels) does not enable models to effectively use context in the presence of domain shift. Our main finding is that general-domain sequence-level distillation using teacher-generated labels improves out-of-domain performance, likely due to the greater coherence of teacher-generated answers compared to ground truth labels.

Finally, **we perform an in-depth analysis of results**, looking at various RAGChecker metrics [33] across multiple datasets to better understand the effect of different RAG adaptation techniques and support our hypothesis.

2. Related work

Multi-domain RAG benchmarks. While some papers propose benchmarks for evaluating retrieval-augmented LLMs in multi-domain settings [9, 10, 41, 47], we argue that existing multi-domain RAG benchmarks lack domain diversity and do not capture a wide variability of real-world scenarios where RAG can be useful. In particular, existing benchmarks usually include a small number of domains, crafted from a limited set of sources (usually 1–3 sources), and often focus on a particular kind of answers, e.g. only include long-form answers. In our work, we introduce a diverse multi-domain RAG benchmark, which includes data from 8 sources, covers 13 domains in total, and

contains questions and answers of various types and genres.

Out-of-Domain Generalization in NLP. Generalization of NLP pipelines is an active area of study [1, 38, 40]. Yang et al. [44] examines out-of-distribution (OOD) generalization of pretrained LLMs across domains for different tasks, and observe a significant gap between LLM and human OOD performance. In [4], the authors evaluate domain robustness of models and in particular show that zero-shot LLMs demonstrate superior cross-domain robustness compared to fine-tuned models – we will show similar conclusions for RAG tasks.

Techniques for Improving RAG Pipelines. Recent efforts to improve RAG pipeline performance have focused on optimizing both retrieval and generation components. RA-DIT [21] jointly tunes the retriever and generator, enhancing overall performance. Instruct-Retro [37] introduces a two-stage approach by continuing pre-training with RAG, followed by an instruction-tuning phase, which improves post-instruction tuning performance. RAFT [47] has shown that finetuning an LLM for RAG on oracle documents mixed with noisy contexts improves robustness at test time. Authors claim better usage of context is enabled by Chain-of-Thought (CoT) augmentation of the training data. However, such CoT augmentation requires processing whole set of samples in training data, and also expects oracle documents to be available at training time which might be true only for a very limited set of datasets. While these methods have demonstrated success, they are usually tested only in-domain, i.e. the training and the testing data come from the same distribution. In contrast, in our work, we study cross-domain generalization of various LLM adaptation techniques for RAG.

3. Multidomain RAG Benchmark

We address the limitations of existing out-of-domain benchmarks mentioned in §2 by building a new diverse benchmark suite for RAG. Specifically, we include multiple domains, multiple formats of answers and questions, multiple collections of documents from various sources, and sets where the relative importance of the context is variable. The selected Question Answering (QA) datasets and associated document collections are summarized in Table 1 and described below.

Biomedical QA. The BioASQ challenge [26] datasets from 2023 and 2024 consist in biomedical QA. We further contextualize BioASQ queries with the most relevant of ~ 58M PubMed abstracts. The biomedical domain also includes CovidQA [24], a dataset of long-form

¹These datasets and document collections have been integrated into the [Bergen](#) benchmarking library for RAG.

Adapting Large Language Models for
Multi-Domain Retrieval-Augmented-Generation

Cat.	Dataset	Description	Query Source	Datatore Source	N queries	Example query & document
BIOMEDICAL	Bioasq11b	Biomedical questions of types factoid/yesno/list	Task B, 2023 [26]	PubMed abstracts	3837	Doc: Biochemical purification of pseudopodia from migratory cells.: Cell migration requires [...] Query: Is it possible to purify pseudopodia to be used for proteomic analysis? Label: 'yes'
	Bioasq12b	Biomedical questions of types factoid/yesno/list	Task B, 2024 [27]		940	Doc: Deubiquitinating function of ataxin-3: insights from the solution structure of the Josephin domain.: Spinocerebellar ataxia type 3 is a human neurodegenerative disease [...] Query: Which is the protein implicated in Spinocerebellar ataxia type 3? Label: Ataxin-3
	CovidQA	Short and long-form QA related to covid-19	CovidQA [24]	CORD-19 [39]	2019	Doc: Hantaviruses in the Americas and Their Role as Emerging Pathogens [...] Query: Typically how long do the hamsters die post-inoculation? Label: 11 and 14-d
LONG-FORM	FiQA	Fact- and Opinion-based QA for finance	Task 2 of FiQA challenge Source	BeIR (corpus) [36]	2561	Doc: There are benefits associated with a cash only business (the link states a few). However [...] Query: A merchant requests that checks be made out to "Cash". Should I be suspicious? Label: There are benefits associated with a cash only business (the link states a few). However [...]
	Lifestyle	E.g. cooking, nutrition, everyday tasks.	Source [9]	LoTTE (StackExchange)	2198	Doc: A clove is not a clove. There are 2 main types of garlic: Hard Neck: hard neck garlic varieties [...] Query: what is a clove of garlic? Label: Each wedge of a garlic is known as a clove and the whole garlic is referred to as a head.
	Recreation	E.g. various video games.			2090	Doc: Technically - you do not need to purchase anymore games. However, you will need to purchase and download [...] Query: if i buy garrys mod, will i need other games to play it? Label: You don't have to have any other games in order to actually play GMod. [...]
	Science	E.g. math, physics, biology.			1404	Doc: (as a limit of partial sums). Now, when people then say stuff like $1 + 2 + 3 + \dots = -1/12$ they will [...] Query: why does $1 + 2 + 3 + \dots = -\frac{1}{12}$? Label: There are numerous methods to determine that a particular result is correct. [...]
	Technology	E.g. security, hardware, software.			2064	Doc: The easiest way to have the Finder refresh its listing is to enter a subfolder [...] Query: is there a way to refresh a finder file listing? Label: There are a number of approaches, one is to use a simple AppleScript [...]
	Writing	E.g. syntax, grammar, vocabulary.			2694	Doc: Fact and fairy aren't etymologically related, but John Lawler's answer is [...] Query: etymology of fairy Label: The "-ry" part of the word fairy is derived from the "-ery" suffix [...]
WEB-SEARCH	SearchQA	General QA with context from search engine			Source [6]	Search Engine Results
CONTEXT—CRITICAL	ParaphraseRC	Short, fact-based movie QA (pre-pended with movie name).	ParaphraseRC [34]	Movie plots	13111	Doc: On the Path: Luna and Amar are a young Bosnian couple living in Sarajevo. [...] Query: On the Path: Why did Amar loses his job for being at work? Label: Amar loses his job for being drunk at work
	SyllabusQA	Short questions about course logistics	Source [7]	Courses syllabi	957	Doc: MUSIC-ED 500KU Syllabus S23: I be weighted as follows: Assignment Percentage of Final Grade Midpoint Reports [...] Query: UMASS-Math3312023: How many credits will I earn for this course? Label: No/insufficient information
	TechQA	Technical support queries	Source [5]	IBM Technotes	621	Doc: IBM Solving IBM MQ Java code version mismatches using the mqjavalist.sh script [...] Query: How do I tell when there are mismatched MQ jars in my application server? [...] Label: Finding and eliminating duplicate copies of the MQ jar files can be a difficult task [...]

Table 1: Multidomain RAG benchmarks

The datastores for ParaphraseRC, CORD-19, LoTTE are processed in chunks of 100 words with 20 words overlap between consecutive chunks. The datastores for SyllabusQA and TechQA are processed in chunks of 1000 characters with 200 characters overlap between consecutive chunks. For SyllabusQA and ParaphraseRC, each chunk is pre-pended with the document title (course title and movie title, respectively).

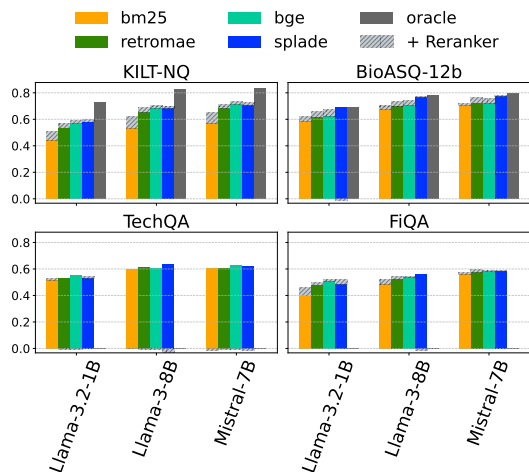


Figure 2: LLMEval scores for three LLM generators evaluated across four datasets and multiple retriever/reranker configurations. Oracle documents shown where available.. Full results given in Appendix Table 11.

QA about the Covid-19 pandemic. The datastore for CovidQA is the CORD-19 dataset. Compared to BioASQ, this dataset requires more specific biomedical knowledge, and in general we observe lower absolute metrics on CovidQA compared to BioASQ. In the biomedical setting, the robustness challenge stems from rare, out-of-distribution tokens.

Web-Search QA. SearchQA is a question-answering dataset augmented with text snippets retrieved from a search engine. The difficulty in this dataset stems from the convoluted phrasing of the queries posed as “Trivia” questions. For example: “Slow down, as in a car” yields gold label “decelerate”.

Context-critical QA. ParaphraseRC consists of short questions about movies, with datastores consisting of movie plot chunks. SyllabusQA is made of short questions about university course syllabi. TechQA corresponds to the highly specialized domain of company- and tool-specific forums. All of these domains contain queries that can only be replied to with the correct information from the relevant documents and cannot be replied to from the internal LLM knowledge alone. These domains are particularly helpful for evaluating the retriever and generator’s ability to extract relevant information from noisy context. For example, with the query “CS-101: How is this course graded?” in SyllabusQA, the retriever may retrieve chunks relevant either to the course CS-101, or chunks relevant to how certain courses are graded. In the latter case, the task might be challenging for the generator to correctly iden-

tify the chunk specific to CS-101, especially in the zero-shot setting (no fine-tuning on SyllabusQA).

Long-Form QA. Finally, we adopt several long-form question answering datasets which are more open-ended QA tasks. This includes the following domains from the RobustQA collection [9]: Finance, Lifestyle, Recreation, Science, Technology, Writing.

3.1. Experimental settings

We use BERGEN² [32] to benchmark multi-domain RAG on QA tasks.

General setup. Unless otherwise specified, we use SPLADE-v3 [19] retriever to identify a first set of relevant documents given a query. These documents are further reranked using DeBERTa-v3 [11], a cross-encoder computing relevance score for each document relative to the query. For generation, we use the instruct versions of Llama-3.2-1B³, Llama-3-8B⁴ and Mistral-7B⁵.

Evaluation. To evaluate generated responses, we mostly use LLM evaluation, denoted as LLMEval⁶, but we also consider Match⁷ and Recall⁸. LLMEval was shown to be better correlate with GPT-4 evaluations than match-based metrics in [32]. Similar to Match metrics, LLMEval is convenient to interpret since it reports the portion of successful replies. LLMEval is particularly useful for comparing long generations/ground truth answers, since Match will always output the zero evaluation result, and Recall is highly impacted by common words, and hard to interpret. Details about the LLMEval, as well as some examples of evaluation, are given in Appendix E.

4. Zero-Shot RAG results

4.1. RAG robustness to the context.

First, we analyse how good different LLMs are at exploiting context in RAG settings. Figure 2 compares how different retrievers and rerankers impact quality of answer generation. We add oracle documents when available to assess the performance of the retrieval pipeline. We select four datasets representing different domains doc-

²<https://github.com/naver/bergen>

³[meta-llama/Llama-3.2-1B-Instruct](https://github.com/meta-llama/Llama-3.2-1B-Instruct)

⁴[meta-llama/Meta-Llama-3-8B-Instruct](https://github.com/meta-llama/Meta-Llama-3-8B-Instruct)

⁵[Mistral-7B-Instruct](https://github.com/mistralai/Mistral-7B-Instruct)

⁶LLMEval prompts an open-source LLM to output a binary judgment about the correctness of the generated response, given the input question and the ground truth labels.

⁷Match measures if any of the ground truth labels is contained verbatim in the generated response as a *substring*.

⁸Recall measures a percentage of words from the ground truth labels that are contained verbatim in the generated response.

umented in the table 1: (1) NQ for general domain [17], (2) BioASQ-12b for biomedical domain, (3) TechQA for Context-critical and (4) FiQA for Long-form.

Effect of retriever/reranker. For all domains, we observe systematic performance gains with stronger retrievers, i.e. model-based retrievers vs bm25. Furthermore, the second stage reranking improves performance for most of the cases. The behaviour is similar both for the small model (Llama3.2-1B) and larger models (Llama3-8B, Mistral-7B). At the same time, even with oracle documents, none of the models are able to fully exploit relevant context, as there is still 20%-30% gap in performance to reach the perfect answer, which highlights importance of LLM adaptation.

Importance of top-k documents. Figure 3 compares how different LLMs handle the increased amount of retrieved documents provided in the context. All models benefit from larger number of documents when assessed with LLMEval. In addition to varied top-k documents, we also assess LLM ability to identify relevant content when distractor documents are added in the context. We note that large models (Llama3-8B and Mistral-7B) are relatively robust to the noise introduction, however the small model (Llama3.2-1B) is more sensitive to noise.

4.2. RAG domain robustness

Table 2 reports RAG performance (LLMEval) across various domains on off-the-shelf LLMs which are not finetuned for RAG tasks (Recall metric shown in Appendix Table 10). First, we observe that the use of RAG improves performance compared to no-RAG on almost all datasets and for both Llama-1B and Llama-8B. Second, gains with RAG are about equivalent for Llama-1B and Llama-8B, except on the Long-form generation tasks, where Llama-8B benefits significantly more (+14% versus +3% in LLMEval for Llama-1B) from the addition of the retrieved context. On the long-form tasks, a good generation must be able to use most parts of the provided context, and not simply identify a specific fact as for short answers. This is a likely reason as to why the larger model benefits more from the provided RAG context. Third, improvements from RAG are heterogeneous across the different datasets and tasks: it brings +14% for biomedical tasks, +20% for Long-form tasks but only 9% for Context-Critical tasks for Llama-8B, and similar relative gains for Llama-1B. This indicates different generalization abilities of the RAG pipeline to the different domains. Additional results, confirming these conclusions, on other LLMs can be found in appendix Table 9a & 9b.

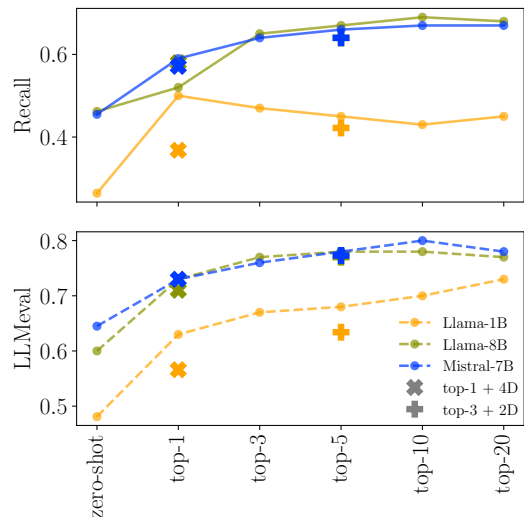


Figure 3: BioASQ-12b across Top-k Retrieved Documents (with splade-v3 retriever, DeBERTa-v3 reranker). D denotes distractor documents chosen at random from PubMed abstracts to add noise to the context. The smaller model is more sensible to noise.

5. RAG adaptation

5.1. LLM Finetuning for RAG

Recent works have demonstrated that it is beneficial to finetune an LLM to encourage it to better use retrieved context [21, 22, 32, 37]. It has been shown to improve RAG performances in-domain, and we investigate whether this holds for out-of-domain RAG generalization. To do so, we run supervised fine-tuning on the MultiQA dataset⁹: a dataset consisting of 450k general domain questions and answers, described in Appendix Table 5. Its associated document collection consists of Wikipedia [30] and MSMARCO [2] documents. Each supervised fine-tuning sample then consists of a prompt (taken from [32]) with 5 retrieved documents, the question and its answer. Models are trained with LoRA [12]. After training, we evaluate the RAG-adapted models on the multi-domain benchmark. Training hyper-parameters are given in Appendix B.

Table 3 compares vanilla RAG to RAG-adapted model. We note that while RAG adaptation does indeed improve on General and WebSearch domains, it degrades performance on Context-critical and Long-form datasets. The performance on biomedical datasets gets improved for Llama3.2-1B model, but doesn't really change for larger models. **This indicates that standard RAG adaptation does not generalize beyond the training data.**

⁹huggingface/datasets/dmrau/multi_qa

Domain	Dataset	Llama-3.2-1B-Instruct		Llama-3-8B-Instruct	
		Without RAG	With RAG	Without RAG	With RAG
Biomedical	Bioasq12b	0.48	0.68	0.64	0.76
	CovidQA	0.38	0.50	0.46	0.61
	Mean	0.43	0.59	0.55	0.69
Long-form	FiQA	0.54	0.50	0.55	0.51
	Lifestyle	0.50	0.56	0.51	0.62
	Recreation	0.38	0.45	0.47	0.58
	Science	0.49	0.49	0.33	0.64
	Technology	0.47	0.53	0.43	0.64
	Writing	0.44	0.49	0.53	0.67
	Mean	0.47	0.50	0.47	0.61
Web-Search	SearchQA	0.38	0.57	0.55	0.75
Context-critical	ParaphraseRC	0.18	0.47	0.32	0.63
	SyllabusQA	0.37	0.30	0.40	0.26
	TechQA	0.52	0.54	0.49	0.59
	Mean	0.36	0.44	0.40	0.49

Table 2: Benchmarking RAG with models of different sizes (LLMEval). The RAG pipeline uses SPLADE-v3 retriever and DeBERTa-v3 reranker.

	General	Biomedical	WebSearch	Cxt-critical	Long Form	Avg
Llama3.2-1B						
Vanilla RAG	0.53	0.59	0.53	0.44	0.52	0.51
FT with RAG	0.65	0.63	0.68	0.41	0.42	0.50
Llama3-8B						
Vanilla RAG	0.65	0.69	0.75	0.49	0.61	0.61
FT with RAG	0.71	0.70	0.82	0.49	0.49	0.58
Mistral-7B						
Vanilla RAG	0.69	0.70	0.72	0.52	0.65	0.64
FT with RAG	0.72	0.69	0.85	0.50	0.53	0.59

Table 3: Comparing results (LLMEval) of vanilla RAG (out-of-the-box LLM) vs finetuning with RAG (LoRA FT on MultiQA dataset). We report average score across multiple datasets within the same domain. Detailed results per dataset are available in Appendix Tables 15 - 21.

5.2. Robust RAG adaptation

If we want RAG finetuning to transfer across domains, it would mean that it should learn to identify relevant information in the retrieved documents, that would transfer to different types of collections, and different types of answers. Therefore the drop on certain domains can be explained by multiple factors:

- The different distribution of relevant information in the retrieved documents can affect the generator’s ability to exploit context,
- The stylistic differences in questions can affect the model’s ability to understand the task at hand,
- Overfitting to the answer style in the training data may hurt performance on long-form datasets.

In this work we compare different adaptation strategies to improve robustness under domain shift.

Improving attention pattern via LoRA-QK finetuning.

We hypothesize that in order to learn model to better focus on relevant documents we need to modify the attention pattern. Therefore we train a LoRA variant that only updates Q and K matrices ($LoRA_{QKAtt}$) of attention which are responsible for the attention pattern. We also train LoRA variants updating MLP layers only ($LoRA_{MLP}$), and LoRA updating all the attention matrices ($LoRA_{Att}$) for comparison. We adjust the rank of different LoRA variants in order to keep a similar amount of trainable parameters for fair comparison (details in Appendix Table 7).

Sequence-level Knowledge Distillation. Most of the gold answers of standard datasets that compose MultiQA dataset correspond to very short text snippets, without any additional information or explanation.

Standard answers generated by an instruction-tuned LLMs tend to be in a quite different format: more verbose, containing more details and explanations. Therefore finetuning on short labels forces the model to substantially move away from its initial generation distribution. In order to avoid this effect we rely on Sequence-level Knowledge Distillation (SKD) [16]. It consists in training the student model on the labels generated by a strong teacher, rather than on the gold labels. [48] suggests that SKD allows to reduce the complexity of the data and therefore makes learning simpler for the student. In our experiments, we rely on **Mistral-7B** model to generate labels. Preliminary experiments showed Mistral-7B is an excellent teacher, on par with findings in [23, 43]. We emphasize that student model training is performed with the same context as used in teacher generations.

We also report additional regularization experiments with distractors in the Appendix G.

5.3. Results and Analysis.

Figure 1 compares different proposed strategies for robust RAG adaptation.

Improved attention pattern. We note that *LoRA-QKAtt* is indeed more resilient to distribution shift on *Context-critical* and *Long-form* datasets compared to other LoRA variants: for Llama-3-8B it does improve over the baseline on *Context-critical* datasets which follow different distribution of relevant information in the retrieved documents. It also better preserves performance on Long-Form datasets compared to other FT strategies. Table 4 further confirms that *LoRA-QKAtt* is better at exploring oracle context compared to Vanilla RAG and more robust compared to other FT variants.

Sequence Knowledge Distillation. Knowledge distillation slightly decreases performance on general domain, but does improve across all other domains and lead to the best results overall. We note, that when adaptation is performed on distilled labels, the adaptation strategy doesn’t really matter, and all LoRA variants perform similarly. We view two reasons for this. First, we believe that this is due to the fact that there is less discrepancy between the data used for adaptation and models’ natural distribution. Therefore, model adaptation is fully focused on better context exploitation rather than mimicking training data format. Table 4 provides additional evidence for this, demonstrating that model FT with distilled labels exploits better relevant context provided by Oracle documents. Second, teacher-generated labels include explanations and

	Llama-3.2-1B		Llama-3-8B	
	KILT-NQ	BioASQ12b	KILT-NQ	BioASQ12b
Vanilla	0.73	0.69	0.83	0.78
FT with LoRA				
Full	0.77	0.67	0.82	0.75
QKAtt	0.74	0.74	0.85	0.79
Att	0.76	0.71	0.85	0.76
MLP	0.77	0.70	0.82	0.75
FT with LoRA + distilled labels				
Full	0.80	0.77	0.86	0.81

Table 4: LLMeval scores for RAG with oracle documents in the context, with and without FineTuning for RAG. We report Recall scores in the table 12 in the Appendix

reasoning from the context, much like in [47]. Note that, at variance with [47] which generates chain-of-thoughts for fine-tuning, distillation labels don’t rely on the existence of an oracle document. These labels are self-consistent because generated from the same retrieved context used at train time.

In-depth analysis with RagChecker. To analyze deeper various aspects of the RAG pipeline, we adopt a set of metrics introduced in RagChecker [33]. This framework relies on two auxiliary models, namely a *claim extractor* and an *entailment classifier*. RagChecker first extracts atomic claims from ground truth answers and generated responses, and then defines a set of metrics based on the entailment classification results between atomic claims and various pieces of text (retrieved context, ground truth answer, or generated response). We refer the reader to [33] for the full definition of each particular metric. Figure 4 reports RagChecker metrics to compare three best models from Figure 1, on a subset of domains. Results for other domains are identical.

Domains with long ground truth labels (e.g. FiQA, TechQA) exhibit similar trends and show evidence that the *model trained with distilled labels features a higher reliance on retrieved contexts than the baseline zero-shot model*. This is emphasized by consistent improvement in metrics *Faithfulness* (i.e. higher percentage of response claims entailed by the context) and *Hallucination* (i.e. lower percentage of response claims not entailed by the retrieved context or by the ground truth), but also by the reduction in metrics measuring sensitivity to the noise in retrieved contexts (i.e. higher percentage of response claims not entailed by the ground truth and entailed by the context). Higher reliance on the context is exactly the effect we are aiming to achieve with our

¹⁰See [Qwen/Qwen2.5-3B-Instruct](#) and [ynie/roberta-large-snli](#)

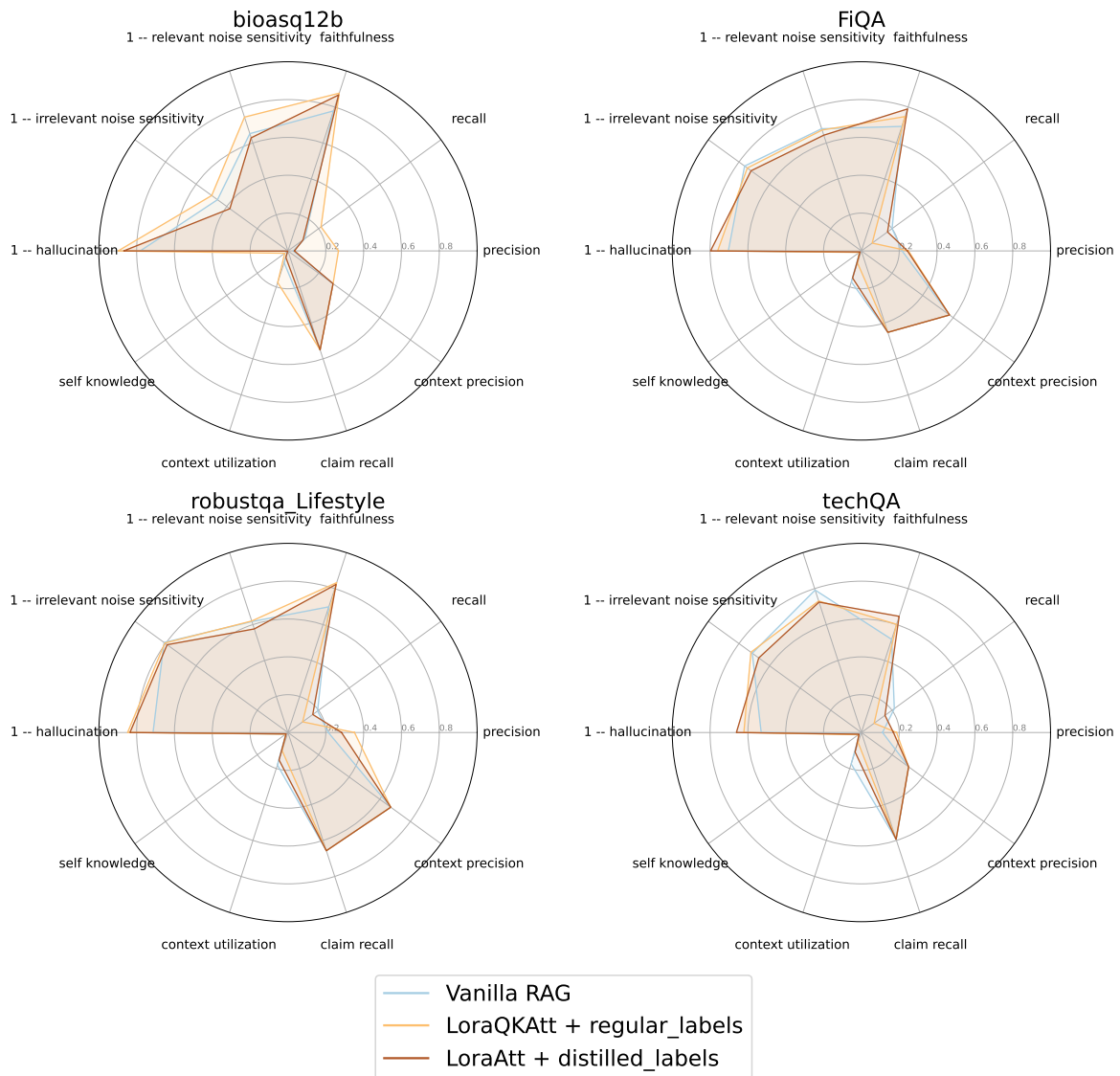


Figure 4: RAGChecker metrics on a subset of domains for Llama-3.2-1B. Effects on other domains are identical to one of the reported domains. All metrics are "the higher the better". The BioASQ dataset has short ground truth labels while other datasets have long labels. To compute metrics we use a Qwen claim extractor to segment out claims made by the generator, and a RoBERTa claim entailment checker.¹⁰

tuned models. However, we highlight that the observed differences in metric values can also be partly attributed to a different *style* in responses between the baseline model (Llama-3.2-1B) and the teacher model used to generate labels for distillation (Mistral-7B). We provide more details in Appendix J.

The model tuned with regular (short) labels generates shorter responses on average, hence it exhibits consistent natural drops in metrics such as *recall* and *context utilization*, which measure percentages of ground-truth claims or context claims entailed by the generated response. Retrieval metrics (claim recall, context precision) are the same across three models, since they all have the same retrieval setting. Self-knowledge measures a percentage of correct (i.e. entailed by ground truth) generated claims, not entailed by the retrieved context. We observe a zero value for self-knowledge for all models and datasets, showcasing that all three models generate responses by looking at the context rather than using internal LLM memory.

For the BioASQ dataset, which was evaluated with short labels, the model fine-tuned with short labels naturally achieves better RAGChecker results than the two other models.

6. Conclusion

This work addresses the problem of RAG adaptation under domain shift. In order to study this phenomenon we first build a large and diverse multi-domain benchmark for RAG. We then demonstrate that LLM finetuning for RAG with sequence-level distillation allows the model to better leverage the context, and transfers this capacity to other domains.

References

- [1] Melissa Ailem, Katerina Marazopoulou, Charlotte Siska, and James Bono. Examining the robustness of llm evaluation to the distributional assumptions of benchmarks, 2024. [2](#)
- [2] Payal Bajaj, Daniel Campos, Nick Craswell, Li Deng, Jianfeng Gao, Xiaodong Liu, Rangan Majumder, Andrew McNamara, Bhaskar Mitra, Tri Nguyen, et al. Ms marco: A human generated machine reading comprehension dataset. *arXiv preprint arXiv:1611.09268*, 2016. [5](#)
- [3] Max Bartolo, Alastair Roberts, Johannes Welbl, Sebastian Riedel, and Pontus Stenetorp. Beat the ai: Investigating adversarial human annotation for reading comprehension. *Transactions of the Association for Computational Linguistics*, 8: 662–678, 2020. [13](#)
- [4] Nitay Calderon, Naveh Porat, Eyal Ben-David, Alexander Chapanin, Zorik Gekhman, Nadav Oved, Vitaly Shalumov, and Roi Reichart. Measuring the robustness of nlp models to domain shifts, 2024. [2](#)
- [5] Vittorio Castelli, Rishav Chakravarti, Saswati Dana, Anthony Ferritto, Radu Florian, Martin Franz, Dinesh Garg, Dinesh Khandelwal, Scott McCarley, Michael McCawley, Mohamed Nasr, Lin Pan, Cezar Pendus, John Pitrelli, Saurabh Pujar, Salim Roukos, Andrzej Sakrajda, Avi Sil, Rosario Uceda-Sosa, Todd Ward, and Rong Zhang. The TechQA dataset. In *Proceedings of the 58th Annual Meeting of the Association for Computational Linguistics*, pages 1269–1278, Online, 2020. Association for Computational Linguistics. [3](#)
- [6] Matthew Dunn, Levent Sagun, Mike Higgins, V. Ugur Güney, Volkan Cirik, and Kyunghyun Cho. Searchqa: A new q&a dataset augmented with context from a search engine. *CoRR*, abs/1704.05179, 2017. [3](#)
- [7] Nigel Fernandez, Alexander Scarlatos, and Andrew Lan. Syllabusqa: A course logistics question answering dataset, 2024. [3](#)
- [8] Yunfan Gao, Yun Xiong, Xinyu Gao, Kangxiang Jia, Jinliu Pan, Yuxi Bi, Yi Dai, Jiawei Sun, and Haofen Wang. Retrieval-augmented generation for large language models: A survey. *arXiv preprint arXiv:2312.10997*, 2023. [1](#)
- [9] Rujun Han, Peng Qi, Yuhao Zhang, Lan Liu, Juliette Burger, William Yang Wang, Zhiheng Huang, Bing Xiang, and Dan Roth. RobustQA: Benchmarking the robustness of domain adaptation for open-domain question answering. In *Findings of the Association for Computational Linguistics: ACL 2023*, pages 4294–4311, Toronto, Canada, 2023. Association for Computational Linguistics. [1](#), [2](#), [3](#), [4](#)
- [10] Rujun Han, Yuhao Zhang, Peng Qi, Yumo Xu, Jenyuan Wang, Lan Liu, William Yang Wang, Bonan Min, and Vittorio Castelli. Rag-qa arena: Evaluating domain robustness for long-form retrieval augmented question answering, 2024. [1](#), [2](#)
- [11] Pengcheng He, Jianfeng Gao, and Weizhu Chen. Debertav3: Improving deberta using electra-style pre-training with gradient-disentangled embedding sharing, 2021. [4](#)
- [12] Edward J Hu, Yelong Shen, Phillip Wallis, Zeyuan Allen-Zhu, Yuanzhi Li, Shean Wang, Lu Wang, Weizhu Chen, et al. Lora: Low-rank adaptation of large language models. *ICLR*, 1(2):3, 2022. [5](#)
- [13] Kelvin Jiang, Dekun Wu, and Hui Jiang. FreebaseQA: A new factoid QA data set matching trivia-style question-answer pairs with Freebase. In *Proceedings of the 2019 Conference of the North American Chapter of the Association for Computational Linguistics: Human Language Technologies, Volume 1 (Long and Short Papers)*, pages 318–323, Minneapolis, Minnesota, 2019. Association for Computational Linguistics. [13](#)
- [14] Dian Jiao, Li Cai, Jingsheng Huang, Wenqiao Zhang, Siliang Tang, and Yueting Zhuang. Duetrag: Collaborative retrieval-augmented generation. *arXiv preprint arXiv:2405.13002*, 2024. [1](#)
- [15] Mandar Joshi, Eunsol Choi, Daniel S. Weld, and Luke Zettlemoyer. Triviaqa: A large scale distantly supervised challenge dataset for reading comprehension, 2017. [13](#)
- [16] Yoon Kim and Alexander M. Rush. Sequence-level knowledge distillation. In *Proceedings of the 2016 Conference on Empirical Methods in Natural Language Processing*, pages 1317–1327, Austin, Texas, 2016. Association for Computational Linguistics. [7](#)
- [17] Tom Kwiatkowski, Jennimaria Palomaki, Olivia Redfield, Michael Collins, Ankur Parikh, Chris Alberti, Danielle Epstein, Illia Polosukhin, Jacob Devlin, Kenton Lee, et al. Natural questions: a benchmark for question answering research. *Transactions of the Association for Computational Linguistics*, 7:453–466, 2019. [5](#)
- [18] Woosuk Kwon, Zhuohan Li, Siyuan Zhuang, Ying Sheng, Lianmin Zheng, Cody Hao Yu, Joseph E. Gonzalez, Hao Zhang, and Ion Stoica. Efficient memory management for large language model serving with pagedattention. In *Proceedings of the ACM SIGOPS 29th Symposium on Operating Systems Principles*, 2023. [14](#)

- [19] Carlos Lassance, Hervé Déjean, Thibault Formal, and Stéphane Clinchant. Splade-v3: New baselines for splade, 2024. [4](#)
- [20] Patrick S. H. Lewis, Ethan Perez, Aleksandra Piktus, Fabio Petroni, Vladimir Karpukhin, Naman Goyal, Heinrich Küttler, Mike Lewis, Wen-tau Yih, Tim Rocktäschel, Sebastian Riedel, and Douwe Kiela. Retrieval-augmented generation for knowledge-intensive NLP tasks. *CoRR*, abs/2005.11401, 2020. [1](#)
- [21] Xi Victoria Lin, Xilun Chen, Mingda Chen, Weijia Shi, Maria Lomeli, Rich James, Pedro Rodriguez, Jacob Kahn, Gergely Szilvasy, Mike Lewis, Luke Zettlemoyer, and Scott Yih. Ra-dit: Retrieval-augmented dual instruction tuning, 2024. [1](#), [2](#), [5](#)
- [22] Zihan Liu, Wei Ping, Rajarshi Roy, Peng Xu, Chankyu Lee, Mohammad Shoeybi, and Bryan Catanzaro. Chatqa: Building gpt-4 level conversational qa models. *CoRR*, 2024. [5](#)
- [23] Maxime Louis, Hervé Déjean, and Stéphane Clinchant. Pisco: Pretty simple compression for retrieval-augmented generation. *arXiv preprint arXiv:2501.16075*, 2025. [7](#)
- [24] Timo Möller, Anthony Reina, Raghavan Jayakumar, and Malte Pietsch. COVID-QA: A question answering dataset for COVID-19. In *Proceedings of the 1st Workshop on NLP for COVID-19 at ACL 2020*, Online, 2020. Association for Computational Linguistics. [2](#), [3](#)
- [25] Giovanni Monea, Maxime Peyrard, Martin Josifoski, Vishrav Chaudhary, Jason Eisner, Emre Kıcıman, Hamid Palangi, Barun Patra, and Robert West. A glitch in the matrix? locating and detecting language model grounding with fakepedia, 2024. [14](#)
- [26] Anastasios Nentidis, Georgios Katsimpras, Anastasia Krithara, Salvador Lima López, Eulália Farré-Maduell, Luis Gasco, Martin Krallinger, and Georgios Paliouras. *Overview of BioASQ 2023: The Eleventh BioASQ Challenge on Large-Scale Biomedical Semantic Indexing and Question Answering*, page 227–250. Springer Nature Switzerland, 2023. [2](#), [3](#)
- [27] Anastasios Nentidis, Georgios Katsimpras, Anastasia Krithara, and Georgios Paliouras. Overview of bioasq tasks 12b and synergy12 in clef2024. In *Working Notes of CLEF*, 2024. [3](#)
- [28] Xing Niu, Prashant Mathur, Georgiana Dinu, and Yaser Al-Onaizan. Evaluating robustness to input perturbations for neural machine translation. 2020. [14](#)
- [29] Oded Ovadia, Menachem Brief, Moshik Mishaeli, and Oren Elisha. Fine-tuning or retrieval? comparing knowledge injection in LLMs. In *Proceedings of the 2024 Conference on Empirical Methods in Natural Language Processing*, pages 237–250, Miami, Florida, USA, 2024. Association for Computational Linguistics. [1](#)
- [30] Fabio Petroni, Aleksandra Piktus, Angela Fan, Patrick Lewis, Majid Yazdani, Nicola De Cao, James Thorne, Yacine Jernite, Vladimir Karpukhin, Jean Maillard, et al. Kilt: a benchmark for knowledge intensive language tasks. *arXiv preprint arXiv:2009.02252*, 2020. [5](#)
- [31] Pranav Rajpurkar, Jian Zhang, Konstantin Lopyrev, and Percy Liang. Squad: 100,000+ questions for machine comprehension of text, 2016. [13](#)
- [32] David Rau, Hervé Déjean, Nadezhda Chirkova, Thibault Formal, Shuai Wang, Vassilina Nikoulina, and Stéphane Clinchant. Bergen: A benchmarking library for retrieval-augmented generation, 2024. [4](#), [5](#), [14](#)
- [33] Dongyu Ru, Lin Qiu, Xiangkun Hu, Tianhang Zhang, Peng Shi, Shuaichen Chang, Cheng Jiayang, Cunxiang Wang, Shichao Sun, Huanyu Li, Zizhao Zhang, Binjie Wang, Jiarong Jiang, Tong He, Zhiguo Wang, Pengfei Liu, Yue Zhang, and Zheng Zhang. Ragchecker: A fine-grained framework for diagnosing retrieval-augmented generation, 2024. [2](#), [7](#)
- [34] Amrita Saha, Rahul Aralikkatte, Mitesh M. Khapra, and Karthik Sankaranarayanan. Duorc: Towards complex language understanding with paraphrased reading comprehension. *CoRR*, abs/1804.07927, 2018. [3](#)
- [35] Ivan Stelmakh, Yi Luan, Bhuwan Dhingra, and Ming-Wei Chang. Asqa: Factoid questions meet long-form answers, 2023. [13](#)
- [36] Nandan Thakur, Nils Reimers, Andreas Rücklé, Abhishek Srivastava, and Iryna Gurevych. BEIR: A heterogeneous benchmark for zero-shot evaluation of information retrieval models. In *Thirty-fifth Conference on Neural Information Processing Systems Datasets and Benchmarks Track (Round 2)*, 2021. [3](#)
- [37] Boxin Wang, Wei Ping, Lawrence McAfee, Peng Xu, Bo Li, Mohammad Shoeybi, and Bryan Catanzaro. Instructretro: Instruction tuning post retrieval-augmented pretraining, 2024. [2](#), [5](#)
- [38] Jindong Wang, Cuiling Lan, Chang Liu, Yidong Ouyang, and Tao Qin. Generalizing to unseen domains: A survey on domain generalization. In *Proceedings of the Thirtieth International Joint Conference on Artificial Intelligence, IJCAI-21*, pages

- 4627–4635. International Joint Conferences on Artificial Intelligence Organization, 2021. Survey Track. [2](#)
- [39] Lucy Lu Wang, Kyle Lo, Yoganand Chandrasekhar, Russell Reas, Jiangjiang Yang, Doug Burdick, Darrin Eide, Kathryn Funk, Yannis Katsis, Rodney Michael Kinney, Yunyao Li, Ziyang Liu, William Merrill, Paul Mooney, Dewey A. Murdick, Devvret Rishi, Jerry Sheehan, Zhihong Shen, Brandon Stilson, Alex D. Wade, Kuansan Wang, Nancy Xin Ru Wang, Christopher Wilhelm, Boya Xie, Douglas M. Raymond, Daniel S. Weld, Oren Etzioni, and Sebastian Kohlmeier. *CORD-19: The COVID-19 open research dataset*. In *Proceedings of the 1st Workshop on NLP for COVID-19 at ACL 2020*, Online, 2020. Association for Computational Linguistics. [3](#)
- [40] Xuezhi Wang, Haohan Wang, and Diyi Yang. Measure and improve robustness in nlp models: A survey, 2022. [2](#)
- [41] Jerry Wei, Chengrun Yang, Xinying Song, Yifeng Lu, Nathan Hu, Jie Huang, Dustin Tran, Daiyi Peng, Ruiibo Liu, Da Huang, et al. Long-form factuality in large language models. *arXiv preprint arXiv:2403.18802*, 2024. [1](#), [2](#)
- [42] Johannes Welbl, Nelson F. Liu, and Matt Gardner. Crowdsourcing multiple choice science questions, 2017. [13](#)
- [43] Zhangchen Xu, Fengqing Jiang, Luyao Niu, Bill Yuchen Lin, and Radha Poovendran. Stronger models are not stronger teachers for instruction tuning. *arXiv preprint arXiv:2411.07133*, 2024. [7](#)
- [44] Linyi Yang, Shuibai Zhang, Libo Qin, Yafu Li, Yidong Wang, Hanmeng Liu, Jindong Wang, Xing Xie, and Yue Zhang. GLUE-X: Evaluating natural language understanding models from an out-of-distribution generalization perspective. In *Findings of the Association for Computational Linguistics: ACL 2023*, pages 12731–12750, Toronto, Canada, 2023. Association for Computational Linguistics. [2](#)
- [45] Yi Yang, Wen-tau Yih, and Christopher Meek. WikiQA: A challenge dataset for open-domain question answering. In *Proceedings of the 2015 Conference on Empirical Methods in Natural Language Processing*, pages 2013–2018, Lisbon, Portugal, 2015. Association for Computational Linguistics. [13](#)
- [46] Zhilin Yang, Peng Qi, Saizheng Zhang, Yoshua Bengio, William W. Cohen, Ruslan Salakhutdinov, and Christopher D. Manning. Hotpotqa: A dataset for diverse, explainable multi-hop question answering, 2018. [13](#)
- [47] Tianjun Zhang, Shishir G. Patil, Naman Jain, Sheng Shen, Matei Zaharia, Ion Stoica, and Joseph E. Gonzalez. Raft: Adapting language model to domain specific rag, 2024. [1](#), [2](#), [7](#), [14](#)
- [48] Chunting Zhou, Jiatao Gu, and Graham Neubig. Understanding knowledge distillation in non-autoregressive machine translation. In *International Conference on Learning Representations*, 2020. [7](#)
-

A. Datasets

Dataset	Number of queries
HotpotQA [46]	88839
NQ-open	87925
SQuAD [31]	87596
TriviaQA [15]	61797
MSmarco	59699
AdversarialQA [3]	29966
FreebaseQA [13]	20356
SciQ [42]	11679
ASQA [35]	4353
WikiQA [45]	813

Table 5: Content of MultiQA union of datasets

B. Experimental details

In Section 5, we fine-tune models on general domain RAG data, to see if it improves performances on the out-of-domain RAG pipeline. Hyper-parameters are given in Table 6.

Hyperparameter	Value
Batch Size (Llama32-1B)	512
Batch size (Llama3-8B)	256
LR	5×10^{-4}
LR scheduler	linear
optimizer	AdamW
Epochs	1
LoRA Dropout	0.1
LoRA Alpha	32
Weight Decay	0.1
Warmup Ratio	0.05
Max Gradient Norm	1.0
Documents max tokens	128

Table 6: Fine-tuning Hyperparameters.

C. Retrievers, Rerankers, and Top-k Retrieved Documents

In Figure 3, we highlight the importance of including not too many documents as this introduces noise for the generator, and not too few documents as this removes useful context for the generator. Using five documents seems like a good balance point. As shown in Figure 5, we observe better performance when using oracle retrieval instead of top-5 retrieved documents. We can therefore say that suboptimal retrievers are unable to rank documents in the most optimal way to maximise generator performance, and/or generators are sensitive to surrounding noise around the useful context. We also notice the superior performance of the SPLADE-v3 retriever on the BioASQ task compared to other docu-

Model	Rank	Trainable parameters
Llama3.2-1B		
FullLoRA	16	11272192
LoRA-QKAtt	128	13631488
LoRAAtt	64	13631488
LoRAMLP	24	11796480
Llama3-8B		
FullLoRA	16	41943040
LoRA-QKAtt	128	54525952
LoRAAtt	64	54525952
LoRAMLP	24	42467328

Table 7: Rank and amount of trainable parameters for different LoRA variants.

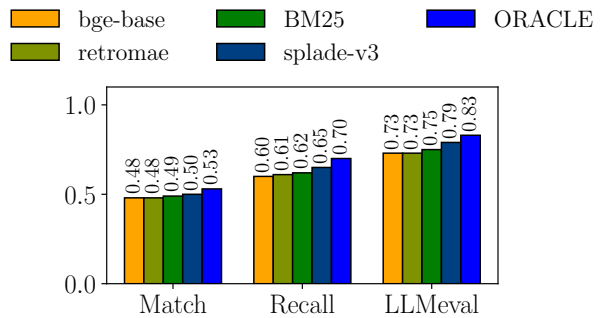


Figure 5: BioASQ-11b Performance Across Retrievers (SOLAR-10.7B generator)

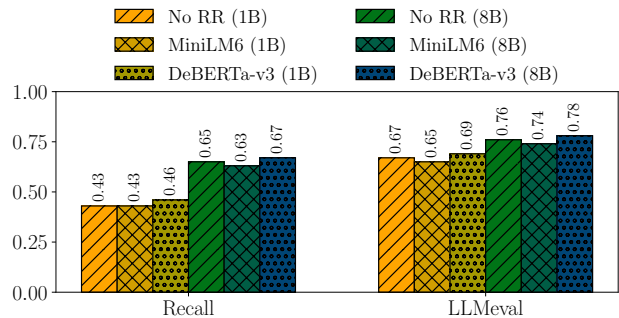


Figure 6: Reranking (RR) on BioASQ-12b dataset with splade-v3 retriever, with two generator of varying sizes (Llama3.2-1B-Instruct + Llama3-8B-Instruct) and comparing rerankers. Reranking with DeBERTa-v3 brings some improvement in RAG.

ment retrievers. Finally, figure 6 recalls the importance of rerankers for RAG performance.

D. Prompts

For each domain, we use simple domain-specific prompts to describe the task, which varies across datasets especially across short-form and long-form QA. The generation temperature is set to 0 for reproducibil-

ity. For gemma, qwen and llama models we use 4-bit quantization. For SOLAR-10.7B-Instruct we use vllm [18]).

E. LLM evaluation

To evaluate the quality of responses, we rely on an evaluation computed by a large language model with the prompt described in Figure 7. Unless otherwise specified, we use the SOLAR-10.7B model¹¹ as judge. [32] find that this metric has high correlation with GPT4. LLMEval better captures semantic meaning of text compared to static metrics like match (Figure 8).

Figure 7: LLM Evaluation Prompt

system: "You are an evaluation tool. Answer with one of 1: Correct, 0.5: Partially correct, 0: wrong.
user: "Here is a question, a golden answer, and an AI-generated answer. Can you judge whether the AI-generated answer is correct according to the question and golden answer? Simply answer with one of 1: correct, 0.5: partially correct, 0: wrong.
Question: {question}. Golden answer: {answer}.
Generated answer: {prediction}."

Table 8 provides several examples demonstrating that LLMEval is generally better suited to judge the correctness of the response compared to commonly used Match metric.

F. Other benchmark results

Tables 9a,9b,10 report additional benchmark results for small and medium-sized LLMs in terms of Recall and LLMEval.

G. Training with distractors.

In addition to the main methods, we experiment with previously proposed strategies [47], that add noise in the retrieved documents during training, in order to make models more resilient to bad context. To do so, after retrieval and reranking is performed, we replace the least D relevant documents with documents sampled at random from the documents repository.

Table 13 reports the results of training with distractors. We note that, as expected, **training with distractors does not necessarily make the model more robust for new domains**. We explore robustness to the context more in depth in the Appendix H.

¹¹[huggingface/upstage/SOLAR-10.7B-Instruct-v1.0](https://huggingface.co/upstage/SOLAR-10.7B-Instruct-v1.0)

¹²<https://huggingface.co/meta-llama/Llama-3.1-70B>

¹³<https://huggingface.co/upstage/SOLAR-10.7B-Instruct-v1.0>

H. Context robustness analysis.

We investigate how do RAG adaptation techniques impact model robustness to noisy context. Similar to [28] we introduce robustness metric $R(y, y')$ measuring the ratio of correct answers produced by RAG model dealing with noisy context in comparison to the same model dealing with clean context. Clean context refers to our default RAG settings (splade-v3 retriever, DeBERTa-v3 reranker, top5 documents). We compare 3 types of noisy context: (1) randomly replace 4 out of 5 relevant documents by distractors (2) remove reranking from the pipeline (3) extend top-k documents (from 5 to 20).

Table 14 reports the results of robustness evaluation across 4 datasets belonging to different domains (NQ, Bioasq12b, TechQA and FiQA). In addition to the robustness metric we report LLMEval performance obtained in clean settings. The best model should have highest LLMEval in clean settings, and highest robustness scores (e.g. being resilient to the distribution shift in the way the relevant information is presented).

First, we note that, similar to the observation made in section 3 (Figure 3), the smaller model (**Llama-3.2-1B**) is more sensitive to noisy context compared to **Llama-3-8B**.

We also note that models trained with distractors are indeed more robust when the same type of noise is present at test time, but not necessarily to other types of distribution shift (top-20, no reranking) when trained with regular labels. Overall, original model (Lama-3.2-1B) seems to be more robust to the distribution shift in the relevant information, compared to all finetuned variants (especially on general domain). We attribute it to strong capabilities of instruction-tuned LLMs to exploit their context. However, highest robustness does not necessarily correlate with the best performance in clean settings. Models trained with distilled labels and distractors seems to represent the best trade-off between robustness and overall performance. This aligns with our hypothesis, that such a model diverges less from the original distribution and focuses more on better exploiting relevant information.

I. When does RAG fail?

A well known struggle in RAG is the ability of models to adapt to contextual knowledge. Context can either clash with the model's internal knowledge [25], or, in the case of multidomain RAG, the model may have no internal knowledge at all. Figure 8 gives a formal example in 8, where the model struggles to adapt to out-of-distribution text.

Table 8: Comparison between Match and LLMEval metrics across different examples.

Question	Gold Label	Model Output	Notes	Match	LLMEval
Is there an association between bruxism and reflux?	yes	Based on the provided documents, it appears that there is some evidence suggesting a relationship between bruxism and gastroesophageal reflux disease (GERD). [...Analysis of provided RAG documents...]	LLMEval captures semantics better than Match (similar cases are frequent).	0.0	1.0
Which topoisomerase is essential in yeast?	topoisomerase II or topo II	Based on the provided documents, there is a link between BCL11B haploinsufficiency and syndromic neurodevelopmental delay. [...explanation based on RAG documents...] In yeast, Topoisomerase I is essential, while Topoisomerase II is not essential.	LLMEval captures semantics better than Match metric.	1.0	0.0
Which is the database of somatic mutations in normal cells?	DSMNC or Database of Somatic Mutations in Normal Cells	The correct answer is: Document 1: DSMNC: a database of somatic mutations in normal cells. This is the database of somatic mutations in normal cells, as mentioned in Document 2: SomaMutDB: a database of somatic mutations in normal human tissues.	LLMEval can be biased towards "final answer" (rare failure case).	1.0	0.0

Figure 8: Generator fails to exploit context in the biomedical domain.

Background:

Document 1: [...] we found that the predominantly **nuclear** A3B [...] In contrast to the exclusively **cytoplasmic** A3G

Document 2: [...] APOBEC3**G** limits the replication of [...]. It localizes predominantly to the **cytoplasm** of cells [...]

Document 3: [...]

Question: Is APOBEC3**B** protein predominantly cytoplasmic or nuclear?

Response: Based on the provided documents, it appears that the APOBEC3**B** protein is predominantly **cytoplasmic**. The documents mention that:

- APOBEC3**B** is predominantly nuclear in the cytoplasm of cells.

- APOBEC3**B** localizes to the cytoplasm of cells, which is consistent with a model where it packages into assembling virions.

Label: **nuclear**

J. RAGChecker’s sensitivity to style of the LLM response

In manual inspection of RAGChecker results in Section 5.3, we found that *style difference between two models may cause difference in RAGChecker metrics*. Particularly, RAGChecker extracts atomic claims from a model-generated response and makes judgment about them depending on whether a claim is entailed by the ground truth answer or by the retrieved context.

If two models differ in style, e.g. one model inserts generic comments into its reply more often than another, then these generic comments will not be entailed by the ground truth answer or by the retrieved context and will be treated *the same way as wrong claims*. This may reduce the values of some RAGChecker metrics for one of the models.

In our case, Llama-3.2-1B model trained on labels distilled from Mistral-7B exhibits higher *Faithfulness* and lower *Hallucination* than a baseline Llama-3.2-1B model applied zero-shot. We found that the latter model tends to repeat the user’s question more frequently than the former model, e.g. “The question is asking what

Dataset	gemma-2b-it				qwen-2.5-3b-instruct			
	Without RAG		With RAG		Without RAG		With RAG	
	Recall	LLMEval	Recall	LLMEval	Recall	LLMEval	Recall	LLMEval
Bioasq11b	0.341	0.357	0.470	0.589	0.382	0.491	0.649	0.769
Bioasq12b	0.247	0.367	0.438	0.584	0.362	0.494	0.634	0.769
CovidQA	0.229	0.213	0.357	0.453	0.305	0.336	0.480	0.559
FiQA	0.170	0.308	0.169	0.317	0.200	0.406	0.201	0.391
ParaphraseRC	0.104	0.104	0.211	0.322	0.190	0.141	0.553	0.572
Lifestyle	0.234	0.241	0.201	0.320	0.304	0.390	0.337	0.565
Recreation	0.192	0.140	0.185	0.261	0.299	0.238	0.381	0.498
Science	0.280	0.288	0.242	0.376	0.325	0.454	0.339	0.457
Technology	0.239	0.241	0.208	0.342	0.289	0.380	0.313	0.508
Writing	0.231	0.257	0.193	0.313	0.335	0.470	0.353	0.549
SearchQA	0.149	0.183	0.315	0.350	0.091	0.140	0.671	0.724
SyllabusQA	0.256	0.300	0.195	0.231	0.339	0.312	0.391	0.278
TechQA	0.237	0.184	0.268	0.253	0.274	0.256	0.412	0.528

(a) Benchmark Results for Small Models

Dataset	Llama3-8B-instruct				SOLAR-10.7B-instruct			
	Without RAG		With RAG		Without RAG		With RAG	
	Recall	LLMEval	Recall	LLMEval	Recall	LLMEval	Recall	LLMEval
Bioasq11b	0.446	0.595	0.615	0.762	0.445	0.622	0.668	0.791
Bioasq12b	0.462	0.600	0.617	0.763	0.431	0.609	0.674	0.782
CovidQA	0.321	0.328	0.501	0.551	0.311	0.405	0.503	0.605
FiQA	0.198	0.432	0.230	0.438	0.196	0.492	0.218	0.499
ParaphraseRC	0.274	0.279	0.607	0.624	0.377	0.356	0.635	0.648
Lifestyle	0.299	0.442	0.358	0.592	0.301	0.549	0.360	0.688
Recreation	0.282	0.283	0.367	0.532	0.308	0.361	0.412	0.603
Science	0.320	0.464	0.364	0.568	0.325	0.426	0.377	0.634
Technology	0.290	0.440	0.332	0.586	0.283	0.422	0.341	0.637
Writing	0.287	0.521	0.363	0.629	0.318	0.567	0.386	0.740
SearchQA	0.662	0.668	0.722	0.780	0.397	0.552	0.687	0.754
SyllabusQA	0.382	0.304	0.311	0.313	0.309	0.295	0.305	0.284
TechQA	0.288	0.266	0.469	0.576	0.273	0.300	0.461	0.597

(b) Benchmark Results for Medium-Sized Models

Table 9: Benchmarks using models of different sizes (LLMEval is performed with Llama-3.1-70B¹² and a prompt specified in the Appendix D). The RAG pipeline uses SPLADE-v3 retriever and DeBERTa-v3 reranker.

prevents interest rates from rising.”. We confirmed this quantitatively: the number of claims extracted from model responses, containing keywords “question” and “ask”, is 96 for the baseline model and only 15 for the model trained with distilled labels. All these question repetitions will be counted as claims not entailed by the ground truth response or by the retrieved context, hence reducing *Faithfulness*¹⁴ and increasing *Hallucination*¹⁵.

¹⁴Faithfulness is defined as a portion of response claims entailed by the retrieved context.

¹⁵Hallucination is defined as a portion of response claims not entailed by the ground truth answer and not entailed by the context

K. Full tables for RAG adaptation

In this section, we display all RAG adaptation results by individual datasets in Tables 15 - 21.

Domain	Dataset	Llama-3.2-1B-Instruct				Llama-3-8B-Instruct			
		Without RAG		With RAG		Without RAG		With RAG	
		Recall	LLMEval	Recall	LLMEval	Recall	LLMEval	Recall	LLMEval
Biomedical	Bioasq12b	0.26	0.48	0.52	0.68	0.46	0.64	0.62	0.76
	CovidQA	0.26	0.38	0.42	0.50	0.32	0.46	0.50	0.61
	Mean	0.26	0.43	0.47	0.59	0.39	0.55	0.56	0.69
Long-form	FiQA	0.19	0.54	0.21	0.50	0.20	0.55	0.23	0.51
	Lifestyle	0.27	0.50	0.32	0.56	0.30	0.51	0.36	0.62
	Recreation	0.25	0.38	0.30	0.45	0.28	0.47	0.37	0.58
	Science	0.31	0.49	0.34	0.49	0.32	0.33	0.36	0.64
	Technology	0.27	0.47	0.30	0.53	0.29	0.43	0.33	0.64
	Writing	0.25	0.44	0.32	0.49	0.29	0.53	0.36	0.67
Mean	0.26	0.47	0.30	0.50	0.28	0.47	0.34	0.61	
Web-Search	SearchQA	0.34	0.38	0.46	0.57	0.47	0.55	0.72	0.75
Context-critical	ParaphraseRC	0.16	0.18	0.44	0.47	0.27	0.32	0.61	0.63
	SyllabusQA	0.27	0.37	0.28	0.30	0.38	0.40	0.31	0.26
	TechQA	0.26	0.52	0.34	0.54	0.29	0.49	0.47	0.59
	Mean	0.23	0.36	0.35	0.44	0.32	0.40	0.46	0.49

Table 10: Benchmarks using models of different sizes (LLMEval is performed with SOLAR-10.7B-Instruct¹³ and a prompt specified in the Appendix D). The RAG pipeline uses SPLADE-v3 retriever and DeBERTa-v3 reranker.

	Retriever	Match			Recall			LLMeval		
		Llm-1B	Llm-8B	Mstrl-7B	Llm-1B	Llm-8B	Mstrl-7B	Llm-1B	Llm-8B	Mstrl-7B
KILT-NQ	bge	0.536	0.623	0.654	0.624	0.702	0.736	0.567	0.682	0.712
	bge + RR	0.562	0.654	0.68	0.655	0.733	0.766	0.593	0.705	0.731
	retromae	0.52	0.597	0.62	0.604	0.677	0.702	0.536	0.652	0.68
	retromae + RR	0.544	0.63	0.666	0.642	0.711	0.75	0.571	0.689	0.71
	bm25	0.392	0.451	0.479	0.483	0.542	0.574	0.439	0.531	0.572
	bm25 + RR	0.459	0.556	0.579	0.562	0.64	0.673	0.506	0.619	0.649
	splade	0.533	0.628	0.654	0.626	0.714	0.737	0.58	0.685	0.707
	splade + RR	0.556	0.649	0.683	0.652	0.731	0.767	0.597	0.696	0.724
oracle	0.677	0.808	0.83	0.754	0.858	0.886	0.731	0.827	0.834	
BioASQ-12b	bge	0.302	0.416	0.443	0.428	0.545	0.566	0.621	0.705	0.718
	bge + RR	0.33	0.462	0.502	0.471	0.608	0.636	0.675	0.742	0.757
	retromae	0.288	0.42	0.468	0.421	0.551	0.612	0.615	0.698	0.724
	retromae + RR	0.334	0.457	0.495	0.476	0.605	0.637	0.662	0.737	0.764
	bm25	0.287	0.39	0.437	0.393	0.503	0.56	0.584	0.675	0.704
	bm25 + RR	0.318	0.418	0.473	0.446	0.553	0.61	0.62	0.701	0.723
	splade	0.414	0.489	0.497	0.585	0.644	0.645	0.694	0.763	0.774
	splade + RR	0.317	0.474	0.51	0.464	0.634	0.654	0.682	0.775	0.783
oracle	0.351	0.468	0.517	0.524	0.633	0.672	0.69	0.78	0.794	
TechQA	bge	0.014	0.066	0.024	0.35	0.49	0.44	0.554	0.605	0.632
	bge + RR	0.014	0.066	0.024	0.35	0.47	0.432	0.547	0.596	0.623
	retromae	0.011	0.055	0.018	0.339	0.468	0.421	0.529	0.617	0.61
	retromae + RR	0.011	0.06	0.019	0.34	0.464	0.424	0.52	0.607	0.605
	bm25	0.018	0.056	0.016	0.353	0.468	0.418	0.514	0.598	0.608
	bm25 + RR	0.016	0.052	0.019	0.345	0.469	0.424	0.527	0.598	0.596
	splade	0.01	0.042	0.021	0.346	0.443	0.442	0.528	0.635	0.621
	splade + RR	0.014	0.06	0.023	0.356	0.475	0.423	0.539	0.601	0.609
oracle	-	-	-	-	-	-	-	-	-	
FiQA	bge	0.0	0.001	0.0	0.208	0.233	0.226	0.506	0.539	0.582
	bge + RR	0.0	0.0	0	0.208	0.232	0.227	0.52	0.544	0.591
	retromae	0.0	0.001	0	0.202	0.226	0.22	0.479	0.521	0.575
	retromae + RR	0.001	0.0	0	0.207	0.231	0.224	0.5	0.544	0.594
	bm25	0.0	0	0	0.188	0.216	0.212	0.399	0.485	0.562
	bm25 + RR	0.0	0.001	0	0.2	0.226	0.219	0.456	0.52	0.575
	splade	0	0	0	0.189	0.182	0.22	0.485	0.563	0.586
	splade + RR	0.001	0.0	0	0.208	0.231	0.225	0.523	0.545	0.59
oracle	-	-	-	-	-	-	-	-	-	
SyllabusQA	bge	0.056	0.057	0.071	0.271	0.305	0.347	0.294	0.272	0.349
	bge + RR	0.057	0.057	0.076	0.285	0.314	0.366	0.301	0.289	0.357
	retromae	0.061	0.05	0.072	0.276	0.296	0.35	0.293	0.255	0.372
	retromae + RR	0.057	0.056	0.068	0.277	0.312	0.354	0.298	0.284	0.374
	bm25	0.087	0.106	0.147	0.361	0.425	0.502	0.443	0.555	0.565
	bm25 + RR	0.082	0.114	0.153	0.37	0.442	0.522	0.478	0.608	0.604
	splade	0.057	0.061	0.066	0.266	0.272	0.351	0.237	0.28	0.33
	splade + RR	0.057	0.06	0.075	0.278	0.305	0.363	0.322	0.289	0.342
oracle	-	-	-	-	-	-	-	-	-	

Table 11: Three metrics across 5 datasets, 3 generators, 5 retrievers and reranking (RR).

	Llama-3.2-1B		Llama-3-8B	
	KILT-NQ	BioASQ12b	KILT-NQ	BioASQ12b
Vanilla RAG	0.75	0.52	0.86	0.63
	FT with LoRA			
Full-LoRA	0.71	0.41	0.76	0.36
LoRA-QKAtt	0.68	0.58	0.78	0.53
LoRA-Att	0.7	0.43	0.78	0.41
LoRA-MLP	0.71	0.43	0.75	0.37
	FT with LoRA + distilled labels			
Full-LoRA	0.87	0.67	0.89	0.69

Table 12: Recall scores for RAG with oracle documents in the context, with and without FineTuning for RAG.

Setup	General	Biomed.	WebSearch	CtxtCritical	LongForm	Avg
Full-LoRA	0.65	0.63	0.68	0.41	0.42	0.50
Full-LoRA + Distractors	0.61	0.62	0.67	0.40	0.41	0.49
LoRA-QKAtt + Distractors	0.60	0.62	0.59	0.43	0.45	0.50
Full-LoRA distill	0.64	0.67	0.70	0.49	0.61	0.58
Full-LoRA distill + Distractors	0.60	0.66	0.69	0.46	0.59	0.59

Table 13: Training with distractors, Llama-3.2-1B

	General domain				Other domains			
	Distr.	NoRR	Top20	LLMEval	Distr.	No RR	Top20	LLMEval
Llama3-8B	0.89	0.97	1.02	0.65	0.93	1.03	1.05	0.64
Llama32-1B	0.96	0.96	0.99	0.53	0.88	0.96	1.00	0.58
FullLoRA	0.83	0.93	0.95	0.65	0.91	0.96	0.96	0.49
LoRAQKAtt	0.88	0.92	0.91	0.62	0.88	0.90	0.92	0.53
LoRAAtt	0.84	0.92	0.93	0.65	0.97	1.00	1.00	0.48
LoRAMLP	0.84	0.92	0.94	0.66	0.95	0.98	0.98	0.49
FullLoRA + distilled labels	0.87	0.93	0.95	0.64	0.83	0.93	0.96	0.63
	+ distractors							
LoRAQKAtt	0.93	0.91	0.92	0.60	0.92	0.92	0.94	0.53
FullLoRA	0.94	0.95	0.98	0.61	0.98	0.99	0.97	0.48
FullLoRA + distilled labels	0.98	0.94	0.91	0.60	0.94	0.94	0.91	0.61

Table 14: Robustness metric for different types of noise (1) distractors (2) No reranking (3) top 20; for different domains (1) General (NQ and PopQA) (2) Other domains (Bioasq12b, TechQA, FiQA).

	Adaptation Type	Match		Recall		LLMeval	
		Llm-1B	Llm-8B	Llm-1B	Llm-8B	Llm-1B	Llm-8B
KILT-NQ	Vanilla RAG	0.557	0.698	0.651	0.729	0.6	0.698
	FullLora	0.506	0.779	0.614	0.69	0.7	0.779
	LoraQKAtt	0.506	0.756	0.57	0.654	0.67	0.756
	LoraAtt	0.536	0.765	0.601	0.675	0.69	0.765
	LoraMLP	0.558	0.776	0.618	0.684	0.71	0.776
	FullLora-distill	0.644	0.729	0.731	0.759	0.7	0.729
	LoraQKAtt-distill	0.63	0.726	0.719	0.763	0.69	0.726
	LoraAtt-distill	0.645	0.732	0.729	0.764	0.7	0.732
	LoraMLP-distill	0.655	0.728	0.741	0.764	0.7	0.728
	FullLora-distractors	0.527		0.588		0.68	
	LoraQKAtt-distractors	0.49		0.555		0.66	
	FullLora-distill-distractors	0.617		0.703		0.68	
PopQA	Vanilla RAG	0.595	0.6	0.627	0.687	0.47	0.6
	FullLora	0.516	0.642	0.578	0.609	0.61	0.642
	LoraQKAtt	0.516	0.639	0.542	0.608	0.57	0.639
	LoraAtt	0.545	0.641	0.574	0.611	0.6	0.641
	LoraMLP	0.546	0.645	0.577	0.613	0.6	0.645
	FullLora-distill	0.661	0.586	0.679	0.708	0.57	0.586
	LoraQKAtt-distill	0.629	0.601	0.646	0.711	0.58	0.601
	LoraAtt-distill	0.652	0.59	0.67	0.712	0.58	0.59
	LoraMLP-distill	0.66	0.589	0.678	0.709	0.57	0.589
	FullLora-distractors	0.478		0.509		0.53	
	LoraQKAtt-distractors	0.484		0.511		0.54	
	FullLora-distill-distractors	0.597		0.619		0.53	
General	Vanilla RAG	0.58	0.65	0.64	0.71	0.53	0.65
	FullLora	0.55	0.71	0.6	0.65	0.65	0.71
	LoraQKAtt	0.51	0.7	0.56	0.63	0.62	0.7
	LoraAtt	0.54	0.7	0.59	0.64	0.65	0.7
	LoraMLP	0.55	0.71	0.6	0.65	0.66	0.71
	FullLora-distill	0.65	0.66	0.71	0.73	0.64	0.66
	LoraQKAtt-distill	0.63	0.66	0.68	0.74	0.63	0.66
	LoraAtt-distill	0.65	0.66	0.7	0.74	0.64	0.66
	LoraMLP-distill	0.66	0.66	0.71	0.74	0.64	0.66
	FullLora-distractors	0.5		0.55		0.61	
	LoraQKAtt-distractors	0.49		0.53		0.6	
	FullLora-distill-distractors	0.61		0.66		0.6	

Table 15: RAG Adaptation, General Domain

	Adaptation Type	Match		Recall		LLMeval	
		Llm-1B	Llm-8B	Llm-1B	Llm-8B	Llm-1B	Llm-8B
BioASQ-12b	Vanilla RAG	0.295	0.762	0.432	0.614	0.67	0.762
	FullLora	0.448	0.8	0.511	0.599	0.73	0.8
	LoraQKAtt	0.448	0.764	0.566	0.499	0.71	0.764
	LoraAtt	0.418	0.801	0.508	0.6	0.72	0.801
	LoraMLP	0.423	0.793	0.523	0.589	0.73	0.793
	FullLora-distill	0.499	0.795	0.646	0.673	0.75	0.795
	LoraQKAtt-distill	0.463	0.778	0.605	0.681	0.74	0.778
	LoraAtt-distill	0.491	0.786	0.635	0.664	0.76	0.786
	LoraMLP-distill	0.479	0.795	0.627	0.665	0.75	0.795
	FullLora-distractors	0.426		0.527		0.73	
	LoraQKAtt-distractors	0.429		0.557		0.72	
	FullLora-distill-distractors	0.509		0.644		0.75	
CovidQA	Vanilla RAG	0.131	0.614	0.429	0.487	0.51	0.614
	FullLora	0.17	0.595	0.244	0.307	0.53	0.595
	LoraQKAtt	0.17	0.595	0.325	0.371	0.55	0.595
	LoraAtt	0.12	0.591	0.234	0.296	0.53	0.591
	LoraMLP	0.117	0.591	0.232	0.295	0.53	0.591
	FullLora-distill	0.156	0.637	0.457	0.478	0.59	0.637
	LoraQKAtt-distill	0.155	0.633	0.451	0.478	0.57	0.633
	LoraAtt-distill	0.158	0.625	0.461	0.48	0.59	0.625
	LoraMLP-distill	0.159	0.633	0.467	0.477	0.59	0.633
	FullLora-distractors	0.107		0.224		0.51	
	LoraQKAtt-distractors	0.138		0.281		0.52	
	FullLora-distill-distractors	0.122		0.418		0.57	
Biomedical Avg	Vanilla RAG	0.21	0.69	0.43	0.55	0.59	0.69
	FullLora	0.27	0.7	0.38	0.45	0.63	0.7
	LoraQKAtt	0.31	0.68	0.45	0.44	0.63	0.68
	LoraAtt	0.27	0.7	0.37	0.45	0.62	0.7
	LoraMLP	0.27	0.69	0.38	0.44	0.63	0.69
	FullLora-distill	0.33	0.72	0.55	0.58	0.67	0.72
	LoraQKAtt-distill	0.31	0.71	0.53	0.58	0.66	0.71
	LoraAtt-distill	0.32	0.71	0.55	0.57	0.67	0.71
	LoraMLP-distill	0.32	0.71	0.55	0.57	0.67	0.71
	FullLora-distractors	0.27		0.38		0.62	
	LoraQKAtt-distractors	0.28		0.42		0.62	
	FullLora-distill-distractors	0.32		0.53		0.66	

Table 16: RAG Adaptation, Biomedical Domain.

	Adaptation Type	Match		Recall		LLMeval	
		Llm-1B	Llm-8B	Llm-1B	Llm-8B	Llm-1B	Llm-8B
FIQA	Vanilla RAG	0.0	0.51	0.201	0.23	0.49	0.51
	FullLora	0.004	0.434	0.034	0.06	0.39	0.434
	LoraQKAtt	0.004	0.522	0.105	0.102	0.44	0.522
	LoraAtt	0	0.423	0.035	0.044	0.39	0.423
	LoraMLP	0	0.442	0.031	0.056	0.37	0.442
	FullLora-distill	0	0.606	0.228	0.233	0.55	0.606
	LoraQKAtt-distill	0	0.59	0.235	0.241	0.54	0.59
	LoraAtt-distill	0	0.594	0.233	0.233	0.54	0.594
	LoraMLP-distill	0	0.606	0.231	0.236	0.55	0.606
	FullLora-distractors	0		0.027		0.35	
	LoraQKAtt-distractors	0.002		0.077		0.42	
FullLora-distill-distractors	0		0.212		0.53		
RobustQA-Lifestyle	Vanilla RAG	0.003	0.616	0.492	0.506	0.57	0.616
	FullLora	0.004	0.496	0.041	0.063	0.43	0.496
	LoraQKAtt	0.004	0.603	0.123	0.14	0.54	0.603
	LoraAtt	0.002	0.476	0.041	0.047	0.42	0.476
	LoraMLP	0.002	0.495	0.037	0.065	0.41	0.495
	FullLora-distill	0.002	0.661	0.331	0.359	0.62	0.661
	LoraQKAtt-distill	0.002	0.659	0.389	0.397	0.6	0.659
	LoraAtt-distill	0.002	0.653	0.35	0.365	0.6	0.653
	LoraMLP-distill	0.002	0.662	0.336	0.362	0.63	0.662
	FullLora-distractors	0.002		0.042		0.43	
	LoraQKAtt-distractors	0.002		0.098		0.49	
FullLora-distill-distractors	0.002		0.298		0.59		
RobustQA-Recreation	Vanilla RAG	0.0	0.584	0.43	0.404	0.47	0.584
	FullLora	0.002	0.49	0.07	0.093	0.42	0.49
	LoraQKAtt	0.002	0.55	0.126	0.142	0.48	0.55
	LoraAtt	0.001	0.477	0.063	0.076	0.4	0.477
	LoraMLP	0.001	0.492	0.065	0.096	0.41	0.492
	FullLora-distill	0.001	0.618	0.355	0.376	0.56	0.618
	LoraQKAtt-distill	0.001	0.628	0.347	0.372	0.55	0.628
	LoraAtt-distill	0.001	0.607	0.366	0.38	0.56	0.607
	LoraMLP-distill	0.001	0.614	0.355	0.376	0.56	0.614
	FullLora-distractors	0.0		0.066		0.4	
	LoraQKAtt-distractors	0.0		0.1		0.44	
FullLora-distill-distractors	0.001		0.316		0.52		
RobustQA-Science	Vanilla RAG	0.001	0.636	0.481	0.5	0.5	0.636
	FullLora	0.004	0.484	0.065	0.074	0.42	0.484
	LoraQKAtt	0.004	0.591	0.134	0.16	0.48	0.591
	LoraAtt	0.001	0.47	0.058	0.061	0.4	0.47
	LoraMLP	0.001	0.494	0.064	0.079	0.43	0.494
	FullLora-distill	0.003	0.693	0.361	0.376	0.64	0.693
	LoraQKAtt-distill	0.003	0.669	0.377	0.407	0.62	0.669
	LoraAtt-distill	0.001	0.681	0.37	0.382	0.63	0.681
	LoraMLP-distill	0.003	0.696	0.362	0.382	0.64	0.696
	FullLora-distractors	0.001		0.074		0.43	
	LoraQKAtt-distractors	0.001		0.097		0.45	
FullLora-distill-distractors	0.004		0.329		0.63		

Table 17: RAG Adaptation, Long-Form domain (1).

	Adaptation Type	Match		Recall		LLMeval	
		Llm-1B	Llm-8B	Llm-1B	Llm-8B	Llm-1B	Llm-8B
RobustQA-Technology	Vanilla RAG	0.0	0.635	0.442	0.433	0.53	0.635
	FullLora	0.003	0.49	0.068	0.083	0.43	0.49
	LoraQKAtt	0.003	0.572	0.118	0.139	0.49	0.572
	LoraAtt	0.002	0.472	0.063	0.067	0.41	0.472
	LoraMLP	0.001	0.487	0.061	0.083	0.41	0.487
	FullLora-distill	0.0	0.707	0.319	0.336	0.63	0.707
	LoraQKAtt-distill	0.001	0.693	0.347	0.353	0.61	0.693
	LoraAtt-distill	0.0	0.697	0.333	0.339	0.62	0.697
	LoraMLP-distill	0.001	0.705	0.323	0.34	0.63	0.705
	FullLora-distractors	0		0.069		0.41	
	LoraQKAtt-distractors	0.002		0.09		0.43	
	FullLora-distill-distractors	0.001		0.295		0.6	
	RobustQA-Writing	Vanilla RAG	0	0.669	0.449	0.45	0.55
FullLora		0.0	0.557	0.044	0.059	0.45	0.557
LoraQKAtt		0.0	0.619	0.097	0.105	0.53	0.619
LoraAtt		0	0.519	0.039	0.044	0.42	0.519
LoraMLP		0	0.56	0.043	0.064	0.43	0.56
FullLora-distill		0	0.734	0.323	0.35	0.66	0.734
LoraQKAtt-distill		0	0.72	0.314	0.369	0.64	0.72
LoraAtt-distill		0	0.727	0.339	0.36	0.65	0.727
LoraMLP-distill		0	0.734	0.325	0.355	0.66	0.734
FullLora-distractors		0		0.047		0.45	
LoraQKAtt-distractors		0.0		0.076		0.48	
FullLora-distill-distractors		0		0.286		0.64	
Long-Form Avg		Vanilla RAG	0.0	0.61	0.42	0.42	0.52
	FullLora	0.0	0.49	0.05	0.07	0.42	0.49
	LoraQKAtt	0.0	0.58	0.12	0.13	0.49	0.58
	LoraAtt	0.0	0.47	0.05	0.06	0.41	0.47
	LoraMLP	0.0	0.49	0.05	0.07	0.41	0.49
	FullLora-distill	0.0	0.67	0.32	0.34	0.61	0.67
	LoraQKAtt-distill	0.0	0.66	0.33	0.36	0.59	0.66
	LoraAtt-distill	0.0	0.66	0.33	0.34	0.6	0.66
	LoraMLP-distill	0.0	0.67	0.32	0.34	0.61	0.67
	FullLora-distractors	0.0		0.05		0.41	
	LoraQKAtt-distractors	0.0		0.09		0.45	
	FullLora-distill-distractors	0.0		0.29		0.59	

Table 18: RAG Adaptation, Long-Form domain (2).

	Adaptation Type	Match		Recall		LLMeval	
		Llm-1B	Llm-8B	Llm-1B	Llm-8B	Llm-1B	Llm-8B
ParaphraseRC	Vanilla RAG	0.378	0.625	0.481	0.605	0.49	0.625
	FullLora	0.366	0.655	0.434	0.528	0.55	0.655
	LoraQKAtt	0.366	0.649	0.434	0.541	0.53	0.649
	LoraAtt	0.373	0.654	0.437	0.525	0.55	0.654
	LoraMLP	0.367	0.654	0.428	0.524	0.55	0.654
	FullLora-distill	0.43	0.617	0.537	0.605	0.55	0.617
	LoraQKAtt-distill	0.42	0.625	0.524	0.609	0.53	0.625
	LoraAtt-distill	0.43	0.616	0.537	0.605	0.54	0.616
	LoraMLP-distill	0.432	0.62	0.539	0.607	0.55	0.62
	FullLora-distractors	0.343		0.405		0.53	
	LoraQKAtt-distractors	0.34		0.406		0.51	
	FullLora-distill-distractors	0.384		0.494		0.5	
SyllabusQA	Vanilla RAG	0.053	0.257	0.289	0.31	0.3	0.257
	FullLora	0.092	0.346	0.149	0.178	0.33	0.346
	LoraQKAtt	0.092	0.379	0.203	0.257	0.35	0.379
	LoraAtt	0.091	0.374	0.152	0.18	0.3	0.374
	LoraMLP	0.095	0.362	0.154	0.18	0.29	0.362
	FullLora-distill	0.08	0.366	0.347	0.342	0.35	0.366
	LoraQKAtt-distill	0.069	0.32	0.319	0.334	0.33	0.32
	LoraAtt-distill	0.073	0.358	0.339	0.339	0.34	0.358
	LoraMLP-distill	0.072	0.361	0.337	0.343	0.34	0.361
	FullLora-distractors	0.097		0.167		0.32	
	LoraQKAtt-distractors	0.106		0.208		0.35	
	FullLora-distill-distractors	0.103		0.341		0.35	
TechQA	Vanilla RAG	0.019	0.591	0.347	0.468	0.54	0.591
	FullLora	0.035	0.46	0.121	0.214	0.36	0.46
	LoraQKAtt	0.035	0.59	0.202	0.275	0.44	0.59
	LoraAtt	0.019	0.457	0.113	0.205	0.35	0.457
	LoraMLP	0.023	0.448	0.12	0.189	0.38	0.448
	FullLora-distill	0.019	0.649	0.394	0.445	0.58	0.649
	LoraQKAtt-distill	0.016	0.658	0.386	0.462	0.58	0.658
	LoraAtt-distill	0.016	0.647	0.401	0.448	0.58	0.647
	LoraMLP-distill	0.019	0.651	0.398	0.444	0.61	0.651
	FullLora-distractors	0.018		0.119		0.37	
	LoraQKAtt-distractors	0.039		0.176		0.46	
	FullLora-distill-distractors	0.019		0.357		0.54	
Context-Critical Avg	Vanilla RAG	0.15	0.49	0.37	0.46	0.44	0.49
	FullLora	0.16	0.49	0.23	0.31	0.41	0.49
	LoraQKAtt	0.16	0.54	0.28	0.36	0.44	0.54
	LoraAtt	0.16	0.5	0.23	0.3	0.4	0.5
	LoraMLP	0.16	0.49	0.23	0.3	0.41	0.49
	FullLora-distill	0.18	0.54	0.43	0.46	0.49	0.54
	LoraQKAtt-distill	0.17	0.53	0.41	0.47	0.48	0.53
	LoraAtt-distill	0.17	0.54	0.43	0.46	0.49	0.54
	LoraMLP-distill	0.17	0.54	0.42	0.46	0.5	0.54
	FullLora-distractors	0.15		0.23		0.4	
	LoraQKAtt-distractors	0.16		0.26		0.43	
	FullLora-distill-distractors	0.17		0.4		0.46	

Table 19: RAG Adaptation, Context-Critical domain.

	Adaptation Type	Match		Recall		LLMeval	
		Llm-1B	Llm-8B	Llm-1B	Llm-8B	Llm-1B	Llm-8B
SearchQA	Vanilla RAG	0.431	0.745	0.457	0.726	0.53	0.745
	FullLora	0.433	0.824	0.562	0.725	0.68	0.824
	LoraQKAtt	0.433	0.797	0.46	0.7	0.59	0.797
	LoraAtt	0.471	0.832	0.498	0.734	0.62	0.832
	LoraMLP	0.521	0.826	0.549	0.727	0.67	0.826
	FullLora-distill	0.569	0.797	0.598	0.72	0.7	0.797
	LoraQKAtt-distill	0.563	0.795	0.593	0.748	0.69	0.795
	LoraAtt-distill	0.57	0.79	0.602	0.73	0.69	0.79
	LoraMLP-distill	0.574	0.791	0.603	0.72	0.7	0.791
	FullLora-distractors	0.525		0.552		0.67	
	LoraQKAtt-distractors	0.433		0.461		0.59	
	FullLora-distill-distractors	0.586		0.618		0.69	

Table 20: RAG Adaptation, Web Search.

	Adaptation Type	Match		Recall		LLMeval	
		Llm-1B	Llm-8B	Llm-1B	Llm-8B	Llm-1B	Llm-8B
Avg	Vanilla RAG	0.176	0.61	0.443	0.511	0.51	0.61
	FullLora	0.19	0.575	0.252	0.306	0.5	0.58
	LoraQKAtt	0.185	0.616	0.286	0.335	0.53	0.62
	LoraAtt	0.184	0.568	0.244	0.297	0.49	0.57
	LoraMLP	0.19	0.576	0.25	0.303	0.49	0.58
	FullLora-distill	0.219	0.657	0.45	0.483	0.6	0.66
	LoraQKAtt-distill	0.211	0.65	0.446	0.495	0.59	0.65
	LoraAtt-distill	0.217	0.65	0.455	0.486	0.6	0.65
	LoraMLP-distill	0.218	0.656	0.452	0.484	0.61	0.66
	FullLora-distractors	0.18		0.244		0.49	
	LoraQKAtt-distractors	0.176		0.264		0.5	
	FullLora-distill-distractors	0.21		0.423		0.58	

Table 21: RAG Adaptation, Average across all datasets.