

# KD<sup>2</sup>M: A UNIFYING FRAMEWORK FOR FEATURE KNOWLEDGE DISTILLATION

A PREPRINT

 **Eduardo Fernandes Montesuma**  
 Université Paris-Saclay  
 91120 Palaiseau, France  
 edumfern@gmail.com

## ABSTRACT

Knowledge Distillation (KD) seeks to transfer the knowledge of a teacher, towards a student neural net. This process is often done by matching the networks' predictions (i.e., their output), but, recently several works have proposed to match the distributions of neural nets' activations (i.e., their features), a process known as *distribution matching*. In this paper, we propose an unifying framework, Knowledge Distillation through Distribution Matching (KD<sup>2</sup>M), which formalizes this strategy. Our contributions are threefold. We i) provide an overview of distribution metrics used in distribution matching, ii) benchmark on computer vision datasets, and iii) derive new theoretical results for KD.

This paper was accepted at the 7th International Conference on Geometric Science of Information. Our code is available at:

 <https://github.com/eddardd/kddm>

**Keywords** Knowledge Distillation · Optimal Transport · Computational Information Geometry · Deep Learning

## 1 Introduction

Knowledge Distillation (KD) Hinton et al. (2015) is a problem within machine learning, which transfers knowledge from a large teacher model to a smaller student model Gou et al. (2021).

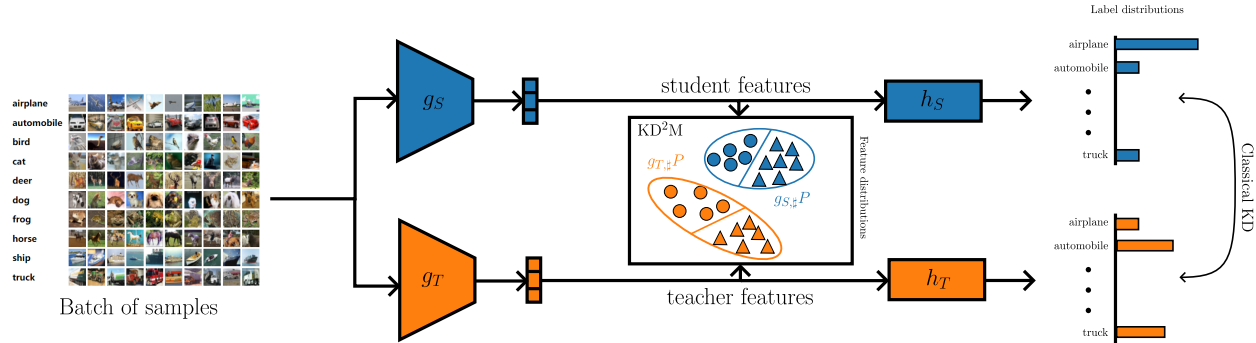


Figure 1: Overview of our knowledge distillation framework, where a batch of samples is fed through a student and a teacher network. First, our framework Knowledge Distillation through Distribution Matching (KD<sup>2</sup>M) performs distillation by matching the distribution of student's and teacher's features. Second, classical KD works by comparing the distributions of student's and teacher's predictions.

In this context, KD has been closely linked with ideas in information geometry Nielsen (2020) and metrics between probability distributions. Indeed, in their seminal work Hinton et al. (2015), Hinton, Vinyals, and Dean proposed to distill the knowledge of a teacher toward a student by penalizing students' that generate predictions, i.e., probability distributions over labels, that differ from the teacher. However, this discrepancy only considers *output distribution mismatch*. Recently, a plethora of works Huang and Wang (2017); Chen et al. (2021); Lohit and Jones (2022); Lv et al. (2024) have considered computing discrepancies in distribution between the activation maps of neural nets, that is, features. We summarize these ideas in Fig. 1.

In this paper, we propose a general framework for KD via matching student and teacher feature distributions,

$$\theta^* = \arg \min_{\theta \in \Theta} \mathbb{E}_{(\mathbf{x}^{(P)}, y^{(P)}) \sim P} [\mathcal{L}(y^{(P)}, h_S(g_S(\mathbf{x}^{(P)}))) + \lambda \mathbb{D}(g_{S,\#}P, g_{T,\#}P), \quad (1)$$

where  $g_S : \mathcal{X} \rightarrow \mathcal{Z}$  and  $h_S : \mathcal{Z} \rightarrow \mathcal{Y}$  are the student's encoder and classifier (resp. teacher), and  $g_{S,\#}P$  denotes the *push-forward distribution* of  $P$  via  $g_S$  (cf. equation 8), and  $\mathbb{D}$  is a distribution metric or discrepancy. Here,  $\mathcal{X}$ ,  $\mathcal{Z}$  and  $\mathcal{Y}$  are called data, feature and, label spaces respectively.

Our contributions are as follows. Our theoretical framework encapsulate previous work that rely on the matching of feature distributions, such as Huang and Wang (2017); Chen et al. (2021); Lohit and Jones (2022); Lv et al. (2024). Then, we use theoretical results in domain adaptation Redko et al. (2017, 2020), for bounding the difference in the generalization error between student and teacher by the Wasserstein distance, and ultimately, by the difference in their encoder networks. Finally, in our experiments, we show that feature-based knowledge distillation improves over the student baseline in all scenarios, with a slight advantage towards probability metrics that consider the labels of samples.

This paper is organized as follows. Section 2 presents the probability metrics used in this work. Section 3 presents the practical implementation of the minimization problem in equation 1. Section 4 presents our theoretical results. Section 5 presents our empirical results. Finally, section 6 concludes this paper.

## 2 Probability Metrics

We provide an overview of different metrics  $\mathbb{D}$  between probability distributions. We focus on 2 types of models for feature distributions  $P_S = g_{S,\#}P$  and  $P_T = g_{T,\#}P$ . The first, called empirical, assumes an i.i.d. sample  $\{\mathbf{z}_i^{(P_S)}\}_{i=1}^n$ , obtained through  $\mathbf{z}_i^{(P)} = g(\mathbf{x}_i^{(P)})$ , so that,

$$\hat{P}_S(\mathbf{z}) = (g_{S,\#}\hat{P})(\mathbf{z}) = \frac{1}{n} \sum_{i=1}^n \delta(\mathbf{z} - \mathbf{z}_i^{(P)}), \quad (2)$$

and conversely for  $\hat{P}_T$ . If  $\hat{P}_S$  is a distribution over  $\mathcal{Z} \times \mathcal{Y}$ , one can consider  $\hat{P}(\mathbf{z}, y)$  supported on  $\{\mathbf{z}_i^{(P)}, y_i^{(P)}\}$ . Second, we consider Gaussian distributions,

$$\hat{P}_S(\mathbf{z}) = \frac{1}{\sqrt{(2\pi)^d |\hat{\Sigma}|}} \exp\left(-\frac{1}{2}(\mathbf{z} - \hat{\mu})^T \hat{\Sigma}^{-1}(\mathbf{z} - \hat{\mu})\right).$$

where  $(\hat{\mu}, \hat{\Sigma})$  are estimated, using maximum likelihood, from  $\{\mathbf{z}_i^{(P)}\}_{i=1}^n$ . For feature-label joint distributions, we can instead model each conditional  $\hat{P}_S(Z|Y)$  as a Gaussian, so that,

$$\hat{P}_S(\mathbf{z}, y) = \sum_{y \in \mathcal{Y}} P_S(Y = y) P_S(\mathbf{z} | Y = y)$$

### 2.1 Empirical Distributions

For empirical distributions, we focus on Optimal Transport (OT) distances, especially the 2–Wasserstein distance,

$$\mathbb{W}_2(\hat{P}_S, \hat{P}_T)^2 = \min_{\gamma \in \Gamma(\hat{P}_S, \hat{P}_T)} \sum_{i=1}^n \sum_{j=1}^m \|\mathbf{z}_i^{(P_S)} - \mathbf{z}_j^{(P_T)}\|_2^2 \gamma_{ij}, \quad (3)$$

where  $\Gamma(\hat{P}_S, \hat{P}_T)$  is the set of transport plans. This distance measures the least effort for moving the distribution  $\hat{P}_S$  into  $\hat{P}_T$ . We refer readers to Santambrogio (2015), Peyré et al. (2019) and Montesuma et al. (2024a) for further details on OT theory, its computational aspects, and recent applications in machine learning.

Classical probability metrics are limited, in the sense that they do not consider the label information of distributions. Here, we consider two ways of integrating labels into  $\mathbb{D}$ , namely, the class-conditional Wasserstein distance ( $\mathbb{CW}_2$ ), and the joint Wasserstein distance ( $\mathbb{JW}_2$ ). We now define the first one,

$$\mathbb{CW}_2(\hat{P}_S, \hat{P}_T)^2 = \frac{1}{n_c} \sum_{y=1}^{n_c} \mathbb{W}_2(\hat{P}_S(Z|Y=y), \hat{P}_T(Z|Y=y))^2, \quad (4)$$

where  $n_c$  corresponds to the number of classes. Second, we can compare features and labels jointly:

$$\mathbb{JW}_2(\hat{P}_S, \hat{P}_T)^2 = \min_{\gamma \in \Gamma(\hat{P}, \hat{Q})} \sum_{i=1}^n \sum_{j=1}^m \gamma_{ij} (\|\mathbf{z}_i^{(P_S)} - \mathbf{z}_j^{(P_T)}\|^2 + \beta \mathcal{L}(h(\mathbf{z}_i^{(P_S)}), h(\mathbf{z}_j^{(P_T)}))), \quad (5)$$

where  $\mathcal{L}$  is a discrepancy between labels. Previous works have considered, for instance, the Euclidean distance Montesuma et al. (2023) between one-hot encoded vectors, or the cross-entropy loss Courty et al. (2017). We refer readers to Montesuma (2024) for further details on this metric.

## 2.2 Gaussian Distributions

For Gaussian distributions,  $\hat{P}_S = \mathcal{N}(\mu^{(P_S)}, \Sigma^{(P_S)})$  (resp.  $\hat{P}_T$ ), we consider a metric, and a discrepancy. First, OT has closed-form solution for Gaussian distributions, see Takatsu (2011) and (Peyré et al., 2019, Ch. 8). In this case,

$$\mathbb{W}_2(\hat{P}_S, \hat{P}_T)^2 = \|\hat{\mu}^{(P_S)} - \hat{\mu}^{(P_T)}\|_2^2 + \mathcal{B}(\hat{\Sigma}^{(P_S)}, \hat{\Sigma}^{(P_T)}). \quad (6)$$

where  $\mathcal{B}(A, B) = \text{Tr}(A) + \text{Tr}(B) - 2\text{Tr}(\sqrt{\sqrt{A}B\sqrt{A}})$ , and  $\sqrt{A}$  denotes the square root matrix of  $A$ . When  $\Sigma^{(P_S)}$  and  $\Sigma^{(P_T)}$  are diagonal, this formula simplifies to  $\mathbb{W}_2(P_S, P_T)^2 = \|\mu^{(P_S)} - \mu^{(P_T)}\|_2^2 + \|\sigma^{(P_S)} - \sigma^{(P_T)}\|_2^2$ , which induces an Euclidean geometry over  $(\mu, \sigma) \in \mathbb{R}^d \times \mathbb{R}_+^d$ .

Second, one can consider the Kullback-Leibler divergence Kullback and Leibler (1951), which has a closed-form for Gaussians as well,

$$\begin{aligned} \mathbb{KL}(\hat{P}_S | \hat{P}_T) = & \frac{1}{2} \left( \text{Tr}((\hat{\Sigma}^{(P_T)})^{-1} \hat{\Sigma}^{(P_S)}) + (\hat{\mu}^{(P_T)} - \hat{\mu}^{(P_S)})^T (\hat{\Sigma}^{(P_T)})^{-1} (\hat{\mu}^{(P_T)} - \hat{\mu}^{(P_S)}) \right. \\ & \left. - d + \log \left( \frac{\det(\hat{\Sigma}^{(P_T)})}{\det(\hat{\Sigma}^{(P_S)})} \right) \right), \end{aligned} \quad (7)$$

which, for diagonal covariance matrices, simplifies to,

$$\mathbb{KL}(\hat{P}_S | \hat{P}_T) = \left\| \frac{\sigma^{(P_S)}}{\sigma^{(P_T)}} \right\|_2^2 + \left\| \frac{\mu^{(P_T)} - \mu^{(P_S)}}{\sigma^{(P_T)}} \right\|_2^2 - d + 2 \sum_{i=1}^d \log \left( \frac{\sigma_i^{(P_T)}}{\sigma_i^{(P_S)}} \right).$$

In this case,  $\mathbb{KL}$  is associated with a hyperbolic geometry in the space of parameters, see (Peyré et al., 2019, Ch. 8, Remark 8.2) and (Montesuma et al., 2024a, Section 2).

## 3 Knowledge Distillation through Distribution Matching

Following our discussion in the last section, we now describe a practical implementation for minimizing the distance, in distribution, between student and teacher features. We assume a fixed distribution  $P$ , from which we have access to samples  $\{\mathbf{x}_i^{(P)}, y_i^{(P)}\}_{i=1}^n, \mathbf{x}_i^{(P)} \in \mathcal{X}$  and  $y_i^{(P)} \in \mathcal{Y}$ .

Denoting the empirical approximation of  $P$  by  $\hat{P}$ , we obtain the student and teacher distributions through the push-forward of  $\hat{P}$  through each encoder network, i.e.,  $\hat{P}_S = g_{S,\#} \hat{P}$  (resp.  $\hat{P}_T$ ), as we show in equation 2. We match  $\hat{P}_S$  with  $\hat{P}_T$  by minimizing some probability metric  $\mathbb{D}$  with respect to the parameters of  $g_S$ . In practice, we use Stochastic Gradient Descent (SGD), that is, we draw mini batches from the distribution  $P$ , feed them through the training student network and the frozen target distribution, then, we compute the gradients through automatic differentiation Paszke et al. (2017). The mismatch comes from the fact that  $g_S \neq g_T$ , therefore, the feature distributions  $g_{S,\#} P$  and  $g_{T,\#} P$  are, in general, different. We call our proposed method KD<sup>2</sup>M, shown in Algorithm 1.

Recent work has used the Wasserstein distance, especially in its empirical Chen et al. (2021); Lohit and Jones (2022) (equation 3) and Gaussian formulations Lv et al. (2024) (equation 6) for KD of feature distributions. Likewise, Huang

**Algorithm 1:** Training step of KD<sup>2</sup>M

---

```

1 function training_on_minibatch( $\{\mathbf{x}_i^{(P)}, y_i^{(P)}\}_{i=1}^n, \lambda$ )
  // Forward pass - Student
2    $\mathbf{Z}^{(P_S)} \leftarrow \{g_S(\mathbf{x}_i^{(P)})\}_{i=1}^n$ , and,  $\hat{\mathbf{Y}}^{(P_S)} \leftarrow \{h_S(\mathbf{z}_i^{(P_S)})\}$ 
  // Classification loss - Student
3    $\mathcal{L}_c \leftarrow -\frac{1}{n} \sum_{i=1}^n \sum_{y=1}^{n_c} y_{ic}^{(P)} \log \hat{y}_{ic}^{(P_S)}$ 
  // Forward pass - Teacher
4    $\mathbf{Z}^{(P_T)} \leftarrow \{g_T(\mathbf{x}_i^{(P)})\}_{i=1}^n$ , and,  $\hat{\mathbf{Y}}^{(P_T)} \leftarrow \{h_T(\mathbf{z}_i^{(P_T)})\}$ 
  // Feature distillation loss
5    $\mathcal{L}_d \leftarrow \text{compute\_distribution\_distance}(\mathbf{Z}^{(P_S)}, \mathbf{Z}^{(P_T)}, \mathbf{Y}^{(P)}, \hat{\mathbf{Y}}^{(P_S)}, \hat{\mathbf{Y}}^{(P_T)})$ 
6   return  $\mathcal{L}_c + \lambda \mathcal{L}_d$ 

```

---

and Wang (2017) used Maximum Mean Discrepancy (MMD) for the same purpose. The matching of class-conditional distributions (e.g. equations 4) has been widely used in the related field of *dataset distillation*, which aims at compressing datasets with respect to their number of samples Liu et al. (2023); Zhao and Bilen (2023). The joint Wasserstein distance (equation 5) has been used to this end Montesuma et al. (2024b). Finally, the Kullback-Leibler divergence is a cornerstone of KD, used to compare neural net predictions Hinton et al. (2015) and feature distributions Lv et al. (2024).

## 4 Theoretical Results

In this section, we draw on our framework for deriving error bounds for KD. These bounds are inspired by the domain adaptation theory Redko et al. (2020), which deals with questions similar to those of KD<sup>2</sup>M. Before proceeding, we recall that, for a measurable function  $g$ ,

$$\|g\|_{L_2(P)}^2 = \int_{\mathcal{Z}} |g(\mathbf{z})|^2 dP(\mathbf{z}), \text{ and, } (g_{\#}P)(A) = P(g^{-1}(A)). \quad (8)$$

For simplicity, we state our results for  $\mathcal{Z}$ , which can be understood as a sub-set of  $\mathbb{R}^d$ , that is, we are using  $d$ -dimensional feature vectors. Furthermore, we denote by  $\mathcal{P}(\mathcal{Z})$  the set of distributions over  $\mathcal{Z}$ .

We begin our analysis with the definition of generalization error,

**Definition 4.1.** (Error) Given a  $P \in \mathcal{P}(\mathcal{X})$ , a loss function  $\mathcal{L} : \mathcal{Y} \times \mathcal{Y} \rightarrow \mathbb{R}_+$ , and a ground truth  $f_0 : \mathcal{X} \rightarrow \mathcal{Y}$ , the generalization error of  $f$  is,

$$\mathcal{R}_P(f) = \mathbb{E}_{x \sim P}[\mathcal{L}(f(x), f_0(x))]$$

For neural nets,  $f = g \circ h$ , where  $g : \mathcal{X} \rightarrow \mathcal{Z}$  is a feature extraction, and  $h : \mathcal{Z} \rightarrow \mathcal{Y}$  is a feature classifier. Naturally, the same definition applies over  $\mathcal{Z}$  instead of  $\mathcal{X}$ , by considering  $\mathcal{L}(h(z), h_0(z))$ .

In the following we consider the risk over extracted features, i.e., we consider distributions over the latent space  $\mathcal{Z}$ . Next, we use a result from domain adaptation (Redko et al., 2017, Lemma 1) for bounding the generalization error of the student by the generalization error of the teacher.

**Lemma 4.1.** Redko et al. (2017) Let  $\mathcal{Z} \subset \mathbb{R}^d$  be separable. Let  $P_S, P_T \in \mathcal{P}(\mathcal{Z})$ . Assume  $c(\mathbf{z}, \mathbf{z}') = \|\mathbf{z} - \mathbf{z}'\|_{\mathcal{H}_k}$ , where  $\mathcal{H}_k$  is a reproducing kernel Hilbert space with kernel  $k : \mathcal{Z} \times \mathcal{Z} \rightarrow \mathbb{R}$  induced by  $\phi : \mathcal{Z} \rightarrow \mathcal{H}_k$ . Assume that  $\mathcal{L}_{h,h'}(\mathbf{z}) = |h(\mathbf{z}) - h'(\mathbf{z})|$ , and that  $k$  is squared root integrable with respect  $P_S$  and  $P_T$ , and  $0 \leq k(\mathbf{z}, \mathbf{z}') \leq K, \forall \mathbf{z}, \mathbf{z}' \in \mathcal{Z}$ . Assuming  $\|\mathcal{L}\|_{\mathcal{H}_k} \leq 1$ ,

$$|\mathcal{R}_{P_S}(h) - \mathcal{R}_{P_T}(h)| \leq \mathbb{W}_2(P_S, P_T). \quad (9)$$

**Discussion.** The previous lemma holds uniformly for all hypothesis  $h : \mathcal{Z} \rightarrow \mathcal{Y}$ . In this sense, the r.h.s. does not explicitly depends on  $h$ , as the bound is obtained for the worst-case scenario. We refer readers to Redko et al. (2017) and Redko et al. (2020) for more details.

Based on this lemma, we leverage the special structure between the student and teacher feature distributions, that is,  $P_S = g_{S,\#}P$  and  $P_T = g_{T,\#}P$ , which we now present,

**Theorem 4.1.** *Under the same conditions of Lemma 1, let  $P \in \mathcal{P}(\mathcal{Z})$  be a fixed distribution. Let  $g_S$  and  $g_T$  be two measurable mappings from  $\mathcal{X}$  to a latent space  $\mathcal{Z} \subset \mathbb{R}^d$ , such that  $\|g_S\|_{L_2(P)} < \infty$  and  $\|g_T\|_{L_2(P)} < \infty$ . Define  $P_S = g_{S,\#}P$  and  $P_T = g_{T,\#}P$ , then,*

$$|\mathcal{R}_{P_S}(h) - \mathcal{R}_{P_T}(h)| \leq \|g_S - g_T\|_{L_2(P)} \quad (10)$$

*Proof.* Our goal is to show  $\mathbb{W}_2(g_{S,\#}P, g_{T,\#}P) \leq \|g_S - g_T\|_{L_2(P)}$ , from which equation 10 follows from equation 9. To establish the result, note that,

$$\mathbb{W}_2(g_{S,\#}P, g_{T,\#}P)^2 = \inf_{\gamma \in \Gamma(P, P)} \int \|g_S(x) - g_T(x')\|_2^2 d\gamma(x, x').$$

Choose  $\gamma(x, x') = P(x)\delta(x - x') \in \Gamma(P, P)$ . Since  $\mathbb{W}_2$  is as an infimum over  $\gamma$ ,

$$\mathbb{W}_2(g_{S,\#}P, g_{T,\#}P)^2 \leq \int \|g_S(x) - g_T(x')\|_2^2 P(x) dx = \|g_S - g_T\|_{L_2(P)}^2$$

□

**Discussion.** This theorem bounds the risks via the  $L_2(P)$  distance of the encoder networks  $g_S$  and  $g_T$ . This result is possible precisely because  $P_S$  and  $P_T$  are the image distributions of  $P$  via  $g_S$  and  $g_T$ . These bounds lead to an interesting consequence. If  $g_S \rightarrow g_T$  uniformly, then  $\|g_S - g_T\|_{L_2(P)} \rightarrow 0$  and  $\mathbb{W}_2(g_{S,\#}P, g_{T,\#}P) \rightarrow 0$ , which implies  $\mathcal{R}_{P_S}(h) \rightarrow \mathcal{R}_{P_T}(h)$ , i.e., both networks achieve the same generalization error.

## 5 Experiments

In this section, we empirically validate our KD<sup>2</sup>M framework. We experiment with datasets in computer vision, namely SVHN Netzer et al. (2011), CIFAR-10, and CIFAR-100 Krizhevsky et al. (2009). For the backbones, we use ResNet He et al. (2016) with 18 and 34 layers (student and teacher, respectively). Results are summarized in Table 1.

In all of our experiments, we optimize ResNets with a SGD optimizer with learning rate 0.01 and 0.9 momentum factor for 15 epochs. Here, an epoch is defined as a full passage through the dataset. At the end of each epoch, we schedule the learning rate using Cosine annealing<sup>1</sup> Loshchilov and Hutter (2016), with a minimum learning rate of  $10^{-4}$ .

All benchmarks are composed of  $32 \times 32 \times 3$  RGB images. SVHN is composed of 600000 images of printed digits (0 to 9). CIFAR10 and CIFAR100 are composed of 60000 images each. For CIFAR10, we have 10 classes, whereas CIFAR100 has 100 classes.

In all three datasets, we use data augmentation. For SVHN we use random cropping, random horizontal flip, and we then normalize images over each channel using  $\mu = (0.4377, 0.4438, 0.4728)$  and  $\sigma = (0.1980, 0.2010, 0.1970)$ . For CIFAR10 and 100, we use the same procedure, except that we use  $\mu = (0.5071, 0.4867, 0.4408)$  and  $\sigma = (0.2675, 0.2565, 0.2761)$ .

Feature distillation improves over the student baseline in *all* experiments. Our theoretical results (Theorem 4.1) show the student’s performance is upper-bounded by the teacher’s, which we also verify in practice. Distillation methods perform similarly, with slight advantages for label-aware metrics, as they better match feature-label joint distributions.

For SVHN, we divide our analysis in two. First, in Fig. 2, we show a comparison of the classification and distillation losses, as well as accuracy per training epoch for various  $\lambda$  (see equation 1). This remark shows that for reasonable values of  $\lambda$ , KD<sup>2</sup>M improves over the baseline. Second, in Fig. 3, we analyze the distribution of extracted features for the teacher (red points) and the student (blue points). Through KD<sup>2</sup>M, we achieve better alignment of these features.

<sup>1</sup>[https://pytorch.org/docs/stable/generated/torch.optim.lr\\_scheduler.CosineAnnealingLR.html](https://pytorch.org/docs/stable/generated/torch.optim.lr_scheduler.CosineAnnealingLR.html)

Table 1: Classification accuracy (in %) of KD<sup>2</sup>M for different distribution metrics on computer vision benchmarks. Distances are either over empirical (E) or Gaussian (G) approximations.

Method	SVHN	CIFAR-10	CIFAR-100	Avg.
Student	ResNet18	ResNet18	ResNet18	–
Teacher	ResNet34	ResNet34	ResNet34	–
Student	93.10	85.11	56.66	78.29
Teacher	94.41	86.98	62.21	81.20
$\mathbb{W}_2$ (E)	94.00	86.45	61.07	80.51
$\mathbb{CW}_2$ (E)	<b>94.06</b>	86.54	<b>61.47</b>	<b>80.69</b>
$\mathbb{JW}_2$ (E)	94.00	<b>86.60</b>	61.07	80.55
$\mathbb{W}_2$ (G)	93.94	86.63	60.68	80.41
$\mathbb{CW}_2$ (G)	93.95	86.25	61.43	80.54
KL (G)	94.05	86.44	60.66	80.38

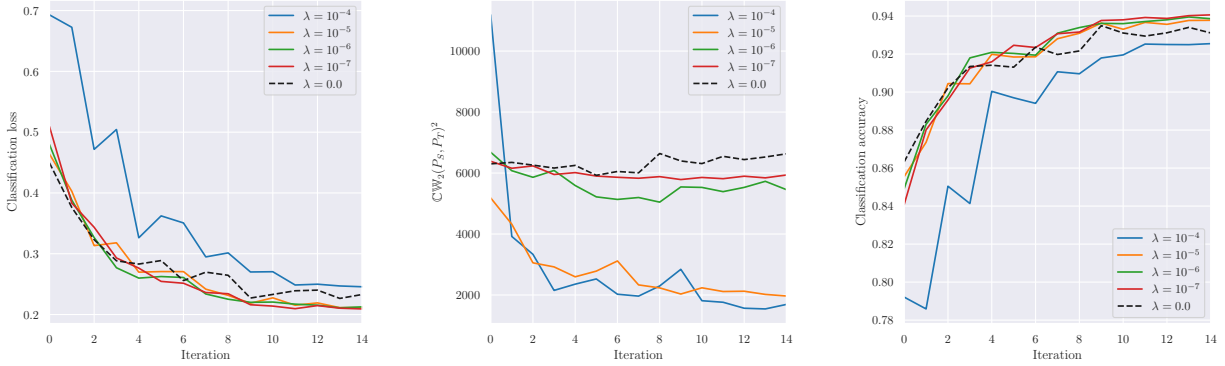


Figure 2: Classification and distillation losses, alongside accuracy on the SVHN benchmark. Using KD<sup>2</sup>M improves over the no distillation baseline.

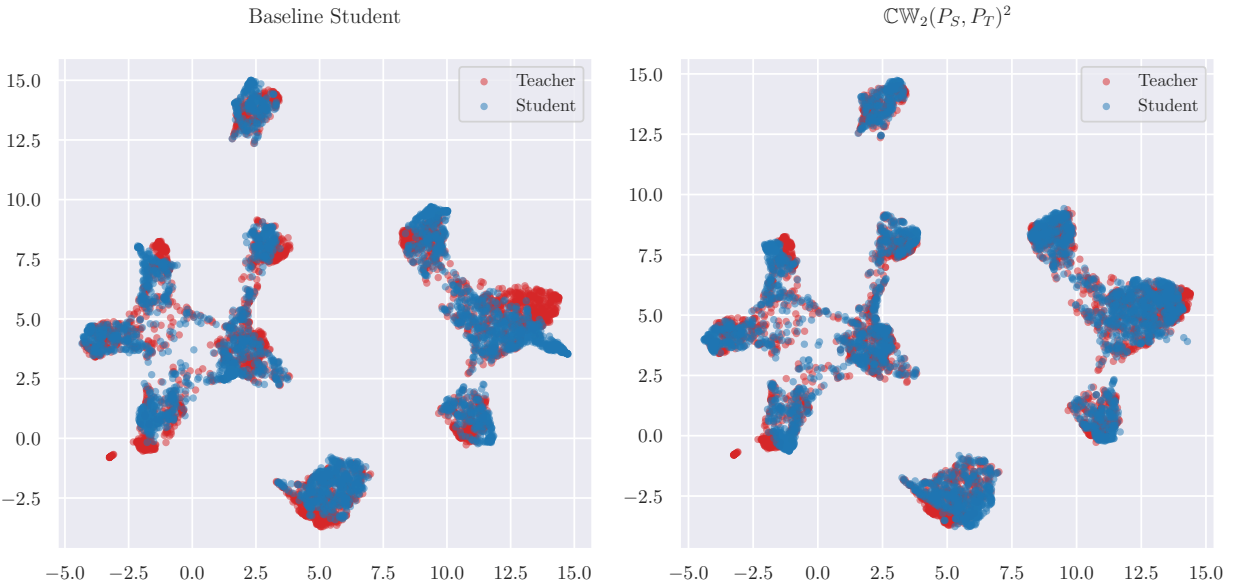


Figure 3: Feature alignment analysis of the baseline student (left), and the KD<sup>2</sup>M student with the CW metric (right). Teacher features are shown in red, whereas student features are shown in blue. Overall, KD<sup>2</sup>M better aligns teacher and student features.

## 6 Conclusion

In this paper, we propose a novel, general framework for KD, based on the idea of distribution matching. This principle seeks to align student and teacher encoder networks, via a term depending on the probability distribution of its features. We theoretically motivate this approach using results from domain adaptation Redko et al. (2017), which show that, under suitable conditions, the performance of the teacher and student network is bounded by the distribution matching term, as well as the difference between student and target networks. We further validate our framework empirically, using various known probability metrics or discrepancies, such as the Wasserstein distance and the Kullback-Leibler divergence, showing that these methods improve over the simple optimization of the student network over training data. Overall, our work opens new possibilities for the theory of KD, via connections with domain adaptation theory.

## References

Chen, L., Wang, D., Gan, Z., Liu, J., Henao, R., and Carin, L. (2021). Wasserstein contrastive representation distillation. In *Proceedings of the IEEE/CVF conference on computer vision and pattern recognition*, pages 16296–16305.

- Courty, N., Flamary, R., Habrard, A., and Rakotomamonjy, A. (2017). Joint distribution optimal transportation for domain adaptation. *Advances in neural information processing systems*, 30.
- Gou, J., Yu, B., Maybank, S. J., and Tao, D. (2021). Knowledge distillation: A survey. *International Journal of Computer Vision*, 129(6):1789–1819.
- He, K., Zhang, X., Ren, S., and Sun, J. (2016). Deep residual learning for image recognition. In *Proceedings of the IEEE conference on computer vision and pattern recognition*, pages 770–778.
- Hinton, G., Vinyals, O., and Dean, J. (2015). Distilling the knowledge in a neural network. *arXiv preprint arXiv:1503.02531*.
- Huang, Z. and Wang, N. (2017). Like what you like: Knowledge distill via neuron selectivity transfer. *arXiv preprint arXiv:1707.01219*.
- Krizhevsky, A., Hinton, G., et al. (2009). Learning multiple layers of features from tiny images.
- Kullback, S. and Leibler, R. A. (1951). On information and sufficiency. *The annals of mathematical statistics*, 22(1):79–86.
- Liu, H., Li, Y., Xing, T., Dalal, V., Li, L., He, J., and Wang, H. (2023). Dataset distillation via the wasserstein metric. *arXiv preprint arXiv:2311.18531*.
- Lohit, S. and Jones, M. (2022). Model compression using optimal transport. In *Proceedings of the IEEE/CVF Winter Conference on Applications of Computer Vision*, pages 2764–2773.
- Loshchilov, I. and Hutter, F. (2016). Sgdr: Stochastic gradient descent with warm restarts. *arXiv preprint arXiv:1608.03983*.
- Lv, J., Yang, H., and Li, P. (2024). Wasserstein distance rivals kullback-leibler divergence for knowledge distillation. *Advances in Neural Information Processing Systems*, 37:65445–65475.
- Montesuma, E., Mboula, F. M. N., and Souloumiac, A. (2023). Multi-source domain adaptation through dataset dictionary learning in wasserstein space. In *ECAI 2023*, pages 1739–1746. IOS Press.
- Montesuma, E. F. (2024). *Multi-Source Domain Adaptation through Wasserstein Barycenters*. PhD thesis, Université Paris-Saclay.
- Montesuma, E. F., Mboula, F. M. N., and Souloumiac, A. (2024a). Recent advances in optimal transport for machine learning. *IEEE Transactions on Pattern Analysis and Machine Intelligence*.
- Montesuma, E. F., Mboula, F. N., and Souloumiac, A. (2024b). Multi-source domain adaptation meets dataset distillation through dataset dictionary learning. In *ICASSP 2024-2024 IEEE International Conference on Acoustics, Speech and Signal Processing (ICASSP)*, pages 5620–5624. IEEE.
- Netzer, Y., Wang, T., Coates, A., Bissacco, A., Wu, B., Ng, A. Y., et al. (2011). Reading digits in natural images with unsupervised feature learning. In *NIPS workshop on deep learning and unsupervised feature learning*, volume 2011, page 4. Granada.
- Nielsen, F. (2020). An elementary introduction to information geometry. *Entropy*, 22(10):1100.
- Paszke, A., Gross, S., Chintala, S., Chanan, G., Yang, E., DeVito, Z., Lin, Z., Desmaison, A., Antiga, L., and Lerer, A. (2017). Automatic differentiation in pytorch.
- Peyré, G., Cuturi, M., et al. (2019). Computational optimal transport: With applications to data science. *Foundations and Trends® in Machine Learning*, 11(5-6):355–607.
- Redko, I., Habrard, A., and Sebban, M. (2017). Theoretical analysis of domain adaptation with optimal transport. In *Machine Learning and Knowledge Discovery in Databases: European Conference, ECML PKDD 2017, Skopje, Macedonia, September 18–22, 2017, Proceedings, Part II 10*, pages 737–753. Springer.
- Redko, I., Morvant, E., Habrard, A., Sebban, M., and Bennani, Y. (2020). A survey on domain adaptation theory: learning bounds and theoretical guarantees. *arXiv preprint arXiv:2004.11829*.
- Santambrogio, F. (2015). *Optimal transport for applied mathematicians*, volume 87. Springer.
- Takatsu, A. (2011). Wasserstein geometry of gaussian measures. *Osaka Journal of Mathematics*.
- Zhao, B. and Bilen, H. (2023). Dataset condensation with distribution matching. In *Proceedings of the IEEE/CVF Winter Conference on Applications of Computer Vision*, pages 6514–6523.