

Leveraging Modality Tags for Enhanced Cross-Modal Video Retrieval

Adriano Fragomeni

Dima Damen

Michael Wray

University of Bristol

{adriano.fragomeni, michael.wray, dima.damen}@bristol.ac.uk

Abstract—Video retrieval requires aligning visual content with corresponding natural language descriptions. In this paper, we introduce Modality Auxiliary Concepts for Video Retrieval (MAC-VR), a novel approach that leverages modality-specific tags – automatically extracted from foundation models – to enhance video retrieval. We propose to align modalities in a latent space, along with learning and aligning auxiliary latent concepts, derived from the features of a video and its corresponding caption. We introduce these auxiliary concepts to improve the alignment of visual and textual latent concepts, and so are able to distinguish concepts from one other.

We conduct extensive experiments on five diverse datasets: MSR-VTT, DiDeMo, TGIF, Charades and YouCook2. The experimental results consistently demonstrate that modality-specific tags improve cross-modal alignment, outperforming current state-of-the-art methods across three datasets and performing comparably or better across the other two.

I. INTRODUCTION

The emergence of prominent video-sharing platforms like YouTube and TikTok has supported uploading of millions of videos daily. The demand for better video retrieval methods, which align textual queries with relevant video content, has subsequently increased. Most existing works use two main approaches. The first [1]–[3] exclusively uses word and frame features. However, the second [4]–[9] uses additional multi-modal information from videos – such as audio, speech, and objects – that is encoded and used for feature aggregation. In real-world scenarios, online videos often come with related textual information, such as tags – keywords associated with a video that describe its content and make it easier to search/filter. Few works [10]–[12] extract and exploit tags in video retrieval to better align the visual and textual modalities. These works only focus on extracting tags from the visual modality using pre-trained experts or a predefined visual token vocabulary. Inspired by these, we develop a novel method called MAC-VR that integrates multi-modal information by independently extracting relevant tags *for both videos and texts* without any manual annotation, utilizing the extensive knowledge from pre-trained Vision-Language Models (VLM) and Large Language Models (LLM) as shown in Fig. 1. The example in Fig. 1 shows the query “a girl doing gymnastics in the front yard”, the extracted visual (VT) and textual (TT) tags include *sports, physical, outdoors, and outside* can help align this video to the corresponding caption.

We build on the recent work DiCoSA [3], due to its performance and efficiency, where the visual and textual coarse features are split into compact latent factors which

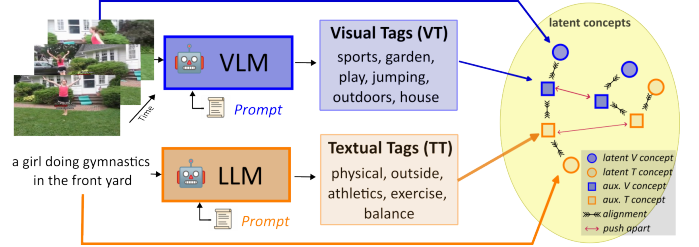


Fig. 1: Tags are extracted from both **videos** by VLM and **texts** by LLM using custom prompts designed to generate the most relevant tags for each modality. For example, visual and textual tags like **sports** and **physical** can help align this video to the corresponding caption. We learn latent auxiliary concepts from these tags, that help align the videos and texts.

explicitly encode visual and textual concepts. Our MAC-VR extends this work by introducing additional (i.e. auxiliary) modality-specific latent concepts. We learn these auxiliary concepts from visual and textual tags using modality-specific foundation models. These are aligned to the latent concepts directly extracted from video and text, through an introduced Alignment Loss.

Recently, many works [3], [10], [13]–[16] use different inference strategies to improve the final video retrieval performance such as Querybank Normalisation (QB) [17] and Dual Softmax (DSL) [18]. In this paper, we analyse the impact of such strategies on our MAC-VR architecture to ensure fair comparison with state-of-the-art (SOTA) methods. Our results show that auxiliary concepts of both modalities, in addition to the Alignment Loss, help boost the retrieval performance and better distinguish the latent concepts.

Our contribution is as follows: (i) We propose automatic extraction of modality-specific tags from foundational models to augment the video/text modalities. (ii) We use the tags to learn auxiliary latent concepts in each modality to extract meaningful representations. (iii) We propose a new Alignment Loss to better align and distinguish these learnt latent concepts. (iv) We analyse the impact of different inference strategies, extensively and fairly comparing our proposal with SOTA methods. (v) We conduct experiments on five datasets: MSR-VTT, DiDeMo, TGIF, Charades, and YouCook2. Across all datasets, the addition of our auxiliary concepts improves performance over our baseline. A detailed ablation on MSR-VTT verifies our design.




| Video | Visual Tags (VT) | Textual Tags (TT) | Caption |
|---|---|--|--|
|  | design, racing, road, driving, movement, car, speed, engine, vehicle, transportation... | product showcase, style, brand differentiation, advertising technique, automotive marketing... | a commercial for the mazda 3 the car sliding around a corner |
|  | birthday celebration, family gathering, cake, candle, child, birthday, making wishes, family... | event, reaction, harmony, applause, social, emotion, entertainment, collective, celebration... | the people begin to clap. |
|  | crispy exterior, hot, meat, crispy, chicken, frying chicken, deep fry, meat-based dish... | crisping, texture change, browning, golden, high heat, crust, alter food state... | place chicken in hot oil and fry until golden brown |

Fig. 2: Examples of visual and textual tags (middle) for videos (left) and corresponding captions (right). Blue and orange highlight meaningful tags.

II. RELATED WORKS

Video Retrieval. Video retrieval learns an embedding for video and text to establish effective connections between video content and natural language descriptions. Early approaches [4]–[9], [19]–[22] relied on pre-trained features and/or multi-modal information inherent in videos, such as audio or speech, specialized to bridge the gap between videos and text. Notably, MMT [5] explores multi-modal data extracted by seven pre-trained experts but integrates them without explicit guidance, employing a brute-force method. Input modalities have also been masked, e.g. in [7], where the method can learn robust representations that enhance cross-modal matching; or video embeddings, such as in [19], by local temporal context, i.e. neighbouring actions. On the contrary, MAC-VR uses only video and text modalities without considering any additional modalities, such as audio or speech, or context.

Recent advancements in video retrieval have followed two main methodologies. The first involves extensive pre-training of models on large-scale video-text datasets, [23], [24]. The second focuses on transferring knowledge from image-based CLIP models [25] trained on extensive image-text pairs [1]–[3], [14], [21], [26]–[33]. Some works [28], [30] use a distillation approach where a large network is first trained as a teacher network and then a smaller network is trained as a student network. In contrast, MAC-VR does not use any distillation approach and is trained directly by introducing auxiliary modality-specific tags. Similar to [3], where learnable queries and latent concepts are learnt during training, we learn latent auxiliary concepts from our modality-specific tags in addition to visual and textual latent concepts and use them as additional features to align the visual and textual concepts.

Vision-Language and Large Language Models in Image and Video Retrieval. The integration of Vision-Language Models (VLM) [34]–[38] and Large Language Models (LLM) [39]–[42] in image [43]–[47] and video retrieval [12], [48]–[53] has enabled significant advancements, showcasing the impressive understanding capabilities of these models. In [49] the authors demonstrate that LLMs can enhance the understanding via generation of video content, transferring their rich semantic knowledge. In [48], the authors explore how additional captions can enhance video retrieval by providing richer semantic context and improving matching accuracy between textual queries and video content. In contrast to these works, we do not generate additional captions as in [48], [49] but we leverage pre-trained VLMs and LLMs to generate

words (i.e. visual and textual tags) that highlight relevant aspects of the action shown in the video and described by the caption. Our ablations verify the effectiveness of tags over additional captions extracted from the same foundation models.

Tags in Image and Video Understanding. The notion of tags in image and video understanding has found application across various tasks, including Video Retrieval [10]–[12], Video Moment Retrieval [54], [55], Video Recognition [56], [57], Fashion Image Retrieval [58]–[62] and Image Retrieval [63]–[67]. In [10]–[12], only the visual modality is considered to extract tags. Differently, MAC-VR considers both visual and textual modality to extract tags. More precisely, [10], [11] use pre-trained experts to extract tags from various modalities of videos, including object, person, scene, motion, and audio. In contrast, MAC-VR does not use pre-trained expert models to extract tags from a video or any additional modality such as audio. However, we generate visual and textual tags directly from videos and captions by using VLM and LLM, respectively. Similar to us, [12] uses image-language models to translate the video content into frame captions, objects, attributes, and event phrases by using a *pre-defined visual token vocabulary*. MAC-VR does not generate any additional captions from frames, and does not have any pre-fixed visual token vocabulary, instead using both the raw video and caption input to extract tags automatically.

III. MODALITY AUXILIARY CONCEPTS FOR VIDEO RETRIEVAL

We first define cross-modal text-to-video retrieval and inference strategies in Sec. III-A before describing our tag extraction approach in Sec. III-B. Finally, in Sec. III-C, we introduce our MAC-VR architecture.

A. Cross-Modal Text-to-Video Retrieval

Given a pair (v_i, t_i) , where v_i represents a video and t_i denotes its corresponding caption, the objective of Cross-Modal Text-to-Video Retrieval is to retrieve v_i from a large gallery of videos, given the caption t_i as query. Typically, models use two projection functions: $f_v : v_i \rightarrow \Omega \in \mathbb{R}^d$ and $f_t : t_i \rightarrow \Omega \in \mathbb{R}^d$ to map the respective modalities into a shared d-dimensional latent embedding space, Ω . The aim is to align the representations in this space so that the representation of a video is close to that of its corresponding caption. Following training, the standard inference strategy (IS) embeds a test video gallery and ranks these based on their distance from each query caption. Recent approaches utilise additional inference strategies to improve performance: Querybank Normalisation (QB) [17] and Dual Softmax (DSL) [18] are the most popular. We introduce these here and later show their impact across current SOTA.

The QB strategy [17] was introduced to mitigate the hubness problem of high-dimensional embedding spaces [68], where a small subset of samples tends to appear far more frequently among the k-nearest neighbours queries. To mitigate this, the similarities between embeddings are altered to minimise the influence of hubs. A set of samples (the querybank) is

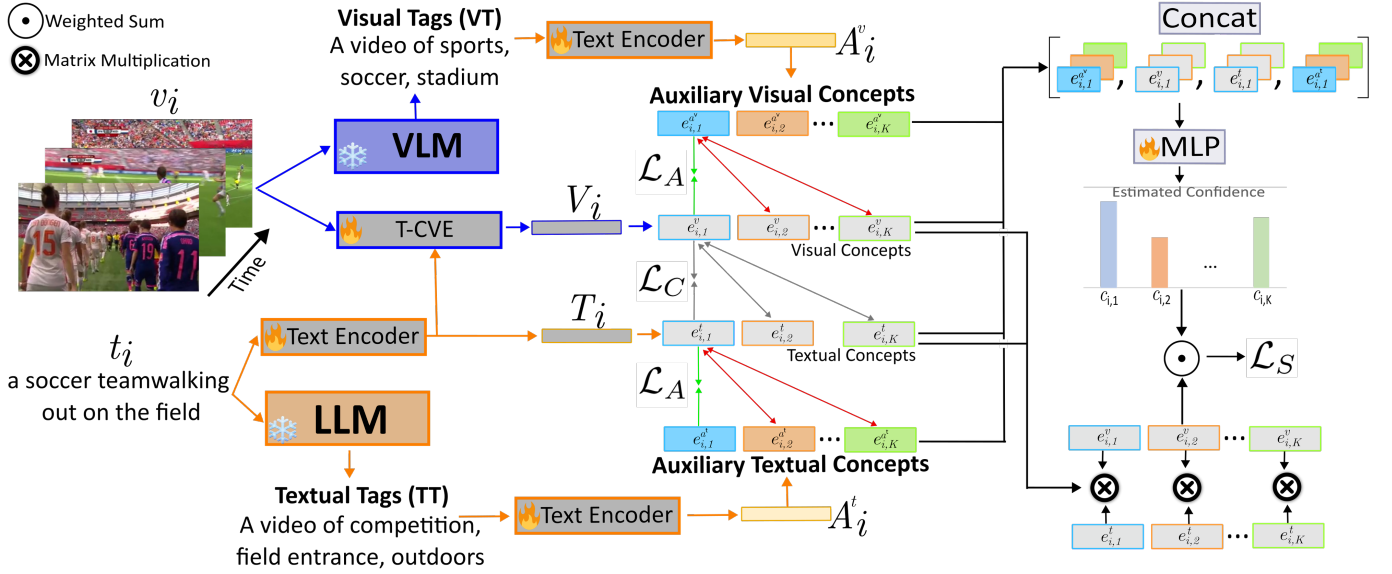


Fig. 3: Architecture of MAC-VR: Given a video v_i and its corresponding caption t_i , we generate auxiliary Visual Tags (VT) and textual Tags (TT) using a VLM and an LLM, respectively. A shared text encoder projects the caption and the auxiliary tags T_i , A_i^v and A_i^t to a common space with the Text-Conditioned Video Encoder (T-CVE). Visual $e_{i,k}^v$ and textual $e_{i,k}^t$ concepts are aligned to each other by the contrastive loss \mathcal{L}_C and are aligned to auxiliary visual $e_{i,k}^{a_v}$ and textual $e_{i,k}^{a_t}$ concepts by our Alignment Loss \mathcal{L}_A . An MLP then estimates confidence scores for each concept, to compute a weighted sum for the similarity function that is used in our Cross-Modal Loss \mathcal{L}_S .

sampled from the queries within the training set and used as a probe to measure the hubness of the gallery at test time. More formally, given the vector of unnormalised similarities at test time, $S(v_j, t_i)$ and a probe matrix P , in which each row is a probe vector of similarities between the querybank and each element in the gallery, we re-weight the query-gallery similarities: $\eta_q = \text{QB}(S(v_j, t_i), P)$, where the QB is the querybank normalisation function using Dynamic Inverted Softmax (DIS), introduced in [17].

The second commonly used inference strategy, the DSL strategy [18], introduces an intrinsic prior of each pair in a batch to correct the similarity matrix and achieves the dual optimal match. In practice, we modify the original $S(v_j, t_i)$ by multiplying it with a prior $r_{i,j}$. Therefore, we can define the new similarity matrix as $\hat{S}(v_j, t_i) = r_{i,j} S(v_j, t_i)$, where the prior is defined as $r_{i,j} = \frac{\exp(\tau_r S(v_i, t_i))}{\sum_j \exp(\tau_r S(v_i, t_j))}$, where τ_r is a temperature hyper-parameter to smooth the gradients. While this strategy can be used both in training and inference, it is now regularly used only during inference.

B. Tag Extraction

We propose to extract tags automatically from either the video v_i , using a VLM, or the text in the caption t_i , using an LLM. These tags are word-level representations of common objects, actions, or general ideas present in the video or the caption. They can add additional useful information to retrieve the correct video given a text query as shown in Fig. 2. For instance, given the caption: *a commercial for the Mazda 3 the car sliding around a corner*, the general tags estimated from this caption are: *product showcase, advertising technique, automotive marketing*, which reflect the commercial. These words are abstract terms that go beyond the exact caption but

can help the model to understand the specific characteristics of this caption better.

In contrast, leveraging the video modality to create tags enables us to both capture a broader array of visual elements that characterise the video content and also have a representation of the video in words, facilitating matching the video content to the captions within the text modality. E.g., given the video associated with the previous caption, extracted visual tags include *road, vehicle, car, transportation, engine*, reflecting important objects in the video, and *racing, driving* reflecting the action in the video. These tags directly correspond to pertinent visual components of the video.

To extract visual and textual tags, we use a custom prompt (see Sec. A in appx.) to query the most relevant general tags for the input video v_i and caption t_i . We extract tags individually from both modalities so they can be used for training and inference. As the tags are extracted from a single modality, which we call modality-specific tags. We detail how these tags are used within MAC-VR next.

C. Architecture

We start from a standard Text-Conditioned Video Encoder (T-CVE) before incorporating our proposed tags into each modalities' latent concepts. These concepts are aligned and pooled to find the similarity between a video and a caption. Our proposed architecture is summarised in Fig. 3.

Text-Conditioned Video Encoder (T-CVE): Given a caption t_i , we extract its text representation $T_i \in \mathbb{R}^d$. For the video representation, we first sample N_v frames from a video v_i and then encode them and aggregate the embedding of all frames to obtain the frame representation F_j with $j \in \{1, \dots, N_v\}$. Since captions often describe specific moments, as shown in previous

| Datasets | #Videos | # Captions | #Unique Visual Tags (VT) | | | #Unique Textual Tags (TT) | | |
|-----------------|---------|------------|--------------------------|--------|--------|---------------------------|--------|--------|
| | | | Train | Val | Test | Train | Val | Test |
| MSR-VTT-9k [5] | 10,000 | 190,000 | 63,383 | - | 12,118 | 320,351 | - | 8,326 |
| MSR-VTT-7k [70] | 8,010 | 141,200 | 52,309 | - | 12,118 | 270,367 | - | 8,326 |
| DiDeMo [71] | 10,642 | 10,642 | 50,712 | 10,924 | 10,636 | 34,662 | 9,234 | 8,266 |
| TGIF [72] | 100,551 | 100,551 | 105,895 | 28,500 | 29,538 | 176,353 | 44,053 | 45,417 |
| Charades [73] | 9,848 | 9,848 | 41,538 | - | 15,360 | 25,406 | - | 9,874 |
| YouCook2 [74] | 13,829 | 13,829 | 33,786 | - | 16,457 | 26,035 | - | 12,227 |

TABLE I: Statistical analysis of tags after extraction.

works [3], [26], [69], matching only the relevant frames improves semantic precision and reduces noise. To achieve this, we aggregate the frame representations conditioned on the text. Firstly, we calculate the inner product between the text and the frame representation F_j with $j \in \{1, \dots, N_v\}$:

$$a_{i,j} = \frac{\exp((T_i)^\top F_j / \tau_a)}{\sum_{k=1}^{N_v} \exp((T_i)^\top F_k / \tau_a)} \quad (1)$$

where τ_a is a hyper-parameter that allows control of the textual conditioning. Then, we get the text-conditioned video representation $V_i \in R^d$ defined as $V_i = \sum_{k=1}^{N_v} a_{i,k} F_k$.

Latent Concepts: To utilise the visual and textual tags extracted from foundational models in Sec III-B, we first randomly pick N visual and textual tags (per modality) during training and order them into two distinct comma-separated sentences that start with “A video of”. We extract visual A_i^v and textual A_i^t coarse tag features by using the same text encoder used for the caption. Therefore, given a video/caption pair (v_i, t_i) we get a quadruple (V_i, T_i, A_i^v, A_i^t) . Inspired by [3], we disentangle each element of the quadruple into K independent, equal-sized latent concepts. For example, when disentangling V_i , we get K independent latent concepts, i.e. $E_i^v = [e_{i,1}^v, \dots, e_{i,K}^v]$. Each latent concept $e_{i,k}^v \in R^{d/K}$ represents a distinct concept and the independence of these factors ensures that each concept is uncorrelated to the other $K-1$ latent concepts, and is thus calculated by independently projecting the text representation:

$$e_{i,k}^v = W_k^v V_i \quad (2)$$

where W_k^v is a trainable parameter. Similarly, E_i^t , $E_i^{a^v}$ and $E_i^{a^t}$ represent the latent concepts of the text T_i , the visual A_i^v and the textual A_i^t tag representations and are calculated in the same way. We name the K latent concepts of the tags representation as the **auxiliary visual concepts** $E_i^{a^v}$ and **auxiliary textual concepts** $E_i^{a^t}$ respectively. We now have four disentangled representations for visual E_i^v , textual E_i^t , auxiliary visual $E_i^{a^v}$, and auxiliary textual $E_i^{a^t}$ concepts. Until now, these subspaces have been disentangled independently. We next describe how the alignment of these latent concepts can be used for enhancing cross-modal retrieval.

Alignment of Disentangled Latent Concepts: By default, approaches such as [3] directly align latent representations of videos and captions through a contrastive loss. Here, we extend this by applying the contrastive loss to align modality-specific concepts to the corresponding auxiliary concepts. In this way, modality-specific concepts assist MAC-VR in better aligning the video and text modalities. Specifically, we consider the visual concepts E_i^v and the auxiliary visual concepts $E_i^{a^v}$. For each disentangled concept pair $(e_{i,k}^v, e_{i,k}^{a^v})$ we minimise the distance between this pair then maximise the distance to other disentangled concepts, i.e. $(e_{i,k}^v, e_{i,l}^{a^v}); l \neq k$ in a contrastive

fashion to align modality concepts. Recall that these latent concepts are learnt, and thus through this alignment, we aim to learn a representation of the video that matches the latent representations of the tags extracted from the VLM.

Similarly, we align the auxiliary textual concepts $E_i^{a^t}$ to the latent concepts E_i^t extracted directly from the caption. We combine both modalities’ alignment of latent concepts to auxiliary latent concepts and refer to this as the Alignment Loss \mathcal{L}_A which aligns E_i^v with $E_i^{a^v}$ and E_i^t with $E_i^{a^t}$.

Weighted Similarity and Training Loss: Only a subset of visual concepts are usually described in the corresponding text. Therefore, we cannot directly leverage correlations between their latent concepts, so we use adaptive pooling to define weights for the visual and textual concepts and reduce their impact on the final similarity calculation. To do this, we design an adaptive module to estimate the confidence of each cross-modal concept matching. For each concept k , we concatenate the modality and auxiliary modality concepts $[e_{i,k}^v, e_{i,k}^t, e_{i,k}^{a^v}, e_{i,k}^{a^t}]$ and use them to calculate the confidence of each cross-modal concept matching. We thus calculate:

$$c_{i,k} = MLP([e_{i,k}^v, e_{i,k}^t, e_{i,k}^{a^v}, e_{i,k}^{a^t}]) \quad (3)$$

If the confidence $c_{i,k}$ is low, the corresponding latent concept of the k^{th} subspace is matched with a low score. Given this confidence, we aggregate all the visual and textual latent concept pairs to calculate the overall similarity of the video and text $S(v_i, t_i)$, through adaptive pooling as:

$$S(v_i, t_i) = \sum_{k=1}^K c_{i,k} \cdot \frac{(e_{i,k}^t)^\top e_{i,k}^v}{\|e_{i,k}^t\| \|e_{i,k}^v\|} \quad (4)$$

Following common approaches, we use the InfoNCE loss [75], [76] as our Cross-Modal Loss (\mathcal{L}_S) to optimise the cross-modal similarity $S(v_i, t_i)$; the contrastive loss \mathcal{L}_C to align the latent modality concepts (as introduced in [3]); and our proposed Alignment Loss \mathcal{L}_A to align the modality with the auxiliary modality concepts:

$$\mathcal{L} = \mathcal{L}_S(S(v_i, t_i)) + \alpha_1 \mathcal{L}_C(E_i^v, E_i^t) + \alpha_2 \mathcal{L}_A(E_i^v, E_i^t, E_i^{a^v}, E_i^{a^t}). \quad (5)$$

where α_1 and α_2 are weight parameters. During inference, the weighted similarity $S(v_i, t_i)$ as in Eq. 4 is used, given the query caption and every video in the gallery.

IV. EXPERIMENTS

First, we introduce datasets and metrics considered to evaluate MAC-VR in Sec.IV-A. Then, we introduce the implementation details for reproducibility in Sec. IV-B. Sec. IV-C and Sec. IV-D show the comparison with the baseline and SOTA works, and ablation experiments respectively.

A. Datasets and Metrics

MSR-VTT [91] is commonly utilised for video retrieval. It comprises of 10K YouTube videos, each with 20 captions. We utilise two commonly used training splits, with the same test set of 1K videos: the *9k-Train* split [5] and the *7k-Train* split [70]. **DiDeMo** [71] collects 10K Flickr videos annotated

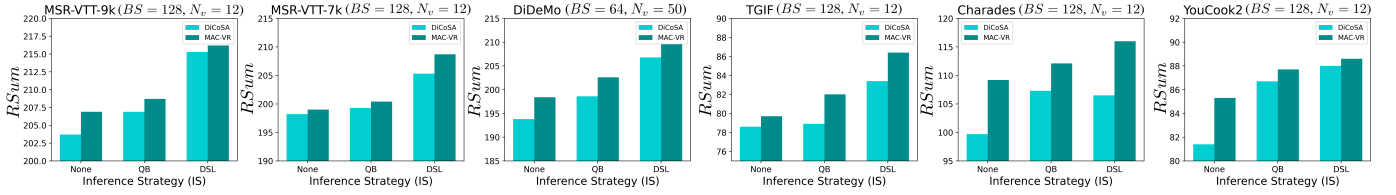


Fig. 4: Comparison of $RSum$ against baseline MAC-VR. BS : Batch Size. N_v : Number of Frames.

| Method | IS | Venue | MSR-VTT-9k | | | | MSR-VTT-7k | | | | DiDeMo | | | |
|----------------------|-----|------------------|----------------|----------------|--------------------|-----------------|----------------|----------------|--------------------|-----------------|----------------|----------------|--------------------|-----------------|
| | | | $R@1 \uparrow$ | $R@5 \uparrow$ | $MeanR \downarrow$ | $RSum \uparrow$ | $R@1 \uparrow$ | $R@5 \uparrow$ | $MeanR \downarrow$ | $RSum \uparrow$ | $R@1 \uparrow$ | $R@5 \uparrow$ | $MeanR \downarrow$ | $RSum \uparrow$ |
| CLIP4Clip [77] | - | Neurocomp.'22 | 44.5 | 71.4 | 15.3 | 197.5 | 42.1 | 71.9 | 16.2 | 195.4 | 43.4 | 70.2 | 17.5 | 194.2 |
| CenterCLIP [78] | - | SIGIR'22 | 44.2 | 71.6 | 15.1 | 197.9 | 43.7 | 71.3 | 16.9 | 195.8 | - | - | - | - |
| X-Pool [26] | - | CVPR'22 | 46.9 | 72.8 | 14.3 | 201.9 | 43.9 | 72.5 | 14.6 | 198.7 | - | - | - | - |
| TS2-Net [13] | - | ECCV'22 | 47.0 | 74.5 | 13.0 | 205.3 | - | - | - | - | 41.8 | 71.6 | 14.8 | 195.4 |
| EMCL-Net [15] | - | NeurIPS'22 | 46.8 | 73.1 | - | 203.0 | - | - | - | - | 46.8 | 74.3 | 12.3 | 204.2 |
| EMCL-Net* [15] | - | NeurIPS'22 | - | - | - | - | 45.2 | 71.4 | 15.0 | 197.8 | 44.1 | 71.7 | 15.1 | 197.8 |
| VoP [27] | - | CVPR'23 | 44.6 | 69.9 | 16.3 | 194.8 | 42.7 | 68.2 | 15.9 | 190.2 | 46.4 | 71.9 | 13.6 | 199.8 |
| MuMUR [79] | - | Inf. Retr. J.'23 | 46.4 | 72.6 | 13.9 | 201.2 | 44.8 | 72.0 | - | 199.3 | 44.4 | 74.3 | - | 201.8 |
| PiDRo [29] | - | ICCV'23 | 48.2 | 74.9 | 12.6 | 206.4 | - | - | - | - | 48.6 | 75.9 | 11.8 | 208.9 |
| HBI [80] | - | CVPR'23 | 48.6 | 74.6 | 12.0 | 206.6 | - | - | - | - | 46.9 | 74.9 | 12.1 | 204.5 |
| DiffusionRet [14] | - | ICCV'23 | 49.0 | 75.2 | 12.1 | 206.9 | - | - | - | - | 46.7 | 74.7 | 14.3 | 204.1 |
| Prompt Switch [81] | - | ICCV'23 | 47.8 | 73.9 | 14.4 | 203.9 | - | - | - | - | - | - | - | - |
| Cap4Video [48] | - | CVPR'23 | 49.3 | 74.3 | 12.0 | 207.4 | - | - | - | - | 52.0 | 79.4 | 10.5 | 218.9 |
| UCoFiA [82] | - | ICCV'23 | 49.4 | 72.1 | 12.9 | 205.0 | - | - | - | - | 46.5 | 74.8 | 13.4 | 205.7 |
| UCoFiA* [82] | - | ICCV'23 | - | - | - | - | 45.2 | 69.6 | 15.7 | 194.2 | 42.1 | 69.2 | 16.3 | 190.4 |
| PAU [83] | - | NeurIPS'23 | 48.5 | 72.7 | 14.0 | 203.7 | - | - | - | - | 48.6 | 76.0 | 12.9 | 209.1 |
| TABLE [10] | - | AAAI'23 | 47.1 | 74.3 | 13.4 | 204.3 | - | - | - | - | 47.9 | 74.0 | 14.3 | 204.0 |
| UATVR [33] | - | ICCV'23 | 47.5 | 73.9 | 12.3 | 204.9 | - | - | - | - | 43.1 | 71.8 | 15.1 | 197.2 |
| TeachCLIP [30] | - | CVPR'24 | 46.8 | 74.3 | - | - | - | - | - | - | 43.7 | 71.2 | - | - |
| MV-Adapter [31] | - | CVPR'24 | 46.2 | 73.2 | - | 202.1 | - | - | - | - | 44.3 | 72.1 | - | 196.9 |
| BiC-Net [84] | - | TOMM'24 | 39.4 | 75.5 | - | 201.6 | 32.8 | 68.2 | - | 183.4 | - | - | - | - |
| RAP [85] | - | ACL'24 | 44.8 | 71.4 | 14.4 | 197.7 | - | - | - | - | 42.6 | 70.4 | 18.0 | 192.6 |
| MAC-VR (ours) | - | - | 48.8 | 74.4 | 12.3 | 206.9 | 45.3 | 71.9 | 15.0 | 199.0 | 43.4 | 72.7 | 16.9 | 198.4 |
| QB-Norm [17] | QB | CVPR'22 | 47.2 | 73.0 | - | 203.2 | - | - | - | - | 43.3 | 71.4 | - | 195.5 |
| DiCoSA [3] | QB | IJCAI'23 | 47.5 | 74.7 | 13.2 | 206.0 | - | - | - | - | 45.7 | 74.6 | 11.7 | 203.8 |
| DiffusionRet [14] | QB | ICCV'23 | 48.9 | 75.2 | 12.1 | 207.2 | - | - | - | - | 48.9 | 75.5 | 14.1 | 207.7 |
| MAC-VR (ours) | QB | - | 49.3 | 75.9 | 12.3 | 208.7 | 45.6 | 72.7 | 16.0 | 200.4 | 45.5 | 74.8 | 16.2 | 202.6 |
| EMCL-Net [15] | DSL | NeurIPS'22 | 51.6 | 78.1 | - | 215.0 | - | - | - | - | - | - | - | - |
| EMCL-Net* [15] | DSL | NeurIPS'22 | - | - | - | - | - | - | - | - | 47.6 | 73.5 | 11.9 | 203.9 |
| TS2-Net [13] | DSL | ECCV'22 | 51.1 | 76.9 | 11.7 | 213.6 | - | - | - | - | 47.4 | 74.1 | 12.9 | 203.9 |
| TABLE [10] | DSL | AAAI'23 | 52.3 | 78.4 | 11.4 | 215.9 | - | - | - | - | 49.1 | 75.6 | 14.8 | 207.6 |
| UATVR [33] | DSL | ICCV'23 | 49.8 | 76.1 | 12.3 | 211.4 | - | - | - | - | - | - | - | - |
| RAP [85] | DSL | ACL'24 | - | - | - | - | - | - | - | - | 47.1 | 74.1 | 13.9 | 203.6 |
| MAC-VR (ours) | DSL | - | 53.2 | 77.7 | 10.0 | 216.2 | 49.8 | 74.6 | 12.7 | 208.7 | 50.2 | 75.2 | 15.1 | 209.6 |

| Method | IS | Venue | TGIF | | | | Charades | | | | YouCook2 | | | |
|----------------------|-----|------------------|----------------|----------------|--------------------|-----------------|----------------|----------------|--------------------|-----------------|----------------|----------------|--------------------|-----------------|
| | | | $R@1 \uparrow$ | $R@5 \uparrow$ | $MeanR \downarrow$ | $RSum \uparrow$ | $R@1 \uparrow$ | $R@5 \uparrow$ | $MeanR \downarrow$ | $RSum \uparrow$ | $R@1 \uparrow$ | $R@5 \uparrow$ | $MeanR \downarrow$ | $RSum \uparrow$ |
| RIVRL [86] | - | TCSVT'22 | 12.2 | 26.8 | - | 74.4 | - | - | - | - | - | - | - | - |
| X-Pool [26] | - | CVPR'22 | - | - | - | - | 16.1 | 35.2 | 67.2 | 96.2 | - | - | - | - |
| AME-Net [87] | - | TOMM'22 | - | - | - | - | - | - | - | - | 7.6 | 21.5 | - | 61.9 |
| EMCL-Net* [15] | - | NeurIPS'22 | 13.2 | 27.3 | 327.5 | 75.3 | 16.4 | 36.3 | 69.5 | 100.0 | 11.8 | 28.8 | 121.6 | 80.4 |
| RoME [88] | - | CoRR'22 | - | - | - | - | - | - | - | - | 6.3 | 16.9 | - | 48.4 |
| SwAMP [89] | - | AISTATS'23 | - | - | - | - | - | - | - | - | 9.4 | 24.9 | - | 69.6 |
| MuMUR [79] | - | Inf. Retr. J.'23 | - | - | - | - | 16.6 | 37.5 | 52.7 | 104.1 | - | - | - | - |
| UCoFiA* [82] | - | ICCV'23 | 13.0 | 27.1 | 323.8 | 74.8 | 16.4 | 37.2 | 74.6 | 101.3 | 12.4 | 30.4 | 123.5 | 83.8 |
| LTME [90] | - | ICASSP'24 | 10.6 | 24.1 | - | 66.9 | - | - | - | - | - | - | - | - |
| BiC-Net [84] | - | TOMM'24 | - | - | - | - | - | - | - | - | 8.7 | 23.9 | - | 66.1 |
| MAC-VR (ours) | - | - | 14.2 | 28.8 | 294.4 | 79.7 | 17.8 | 40.0 | 55.0 | 109.2 | 12.3 | 30.7 | 106.7 | 85.3 |
| EMCL-Net* [15] | DSL | NeurIPS'22 | 14.8 | 29.4 | 317.3 | 80.8 | 18.2 | 38.2 | 63.1 | 105.7 | 12.6 | 31.7 | 104.5 | 86.8 |
| MAC-VR (ours) | DSL | - | 16.2 | 31.2 | 284.3 | 86.4 | 19.5 | 42.1 | 52.4 | 116.0 | 13.1 | 32.1 | 99.3 | 88.6 |

TABLE II: Comparison with SOTA across all the datasets. —: unreported results. *our reproduced results. IS: Inference Strategy. The highest $RSum$ in each block is marked in **bold**.

with paragraph captions. This dataset is evaluated in a video-paragraph retrieval manner [2]. **TGIF** [72] is a large dataset that contains more than 100K animated short GIFs collected from Tumblr, and natural language sentences annotated via crowdsourcing. We use the split proposed in [92]. **Charades** [73] contains 9,848 videos of 157 action classes in total, where each video is associated with a caption. This dataset consists of fine-grained videos of recorded human actions. We use the standard training and test splits [93]. **YouCook2** [74] is a fine-grained dataset that contains 14K YouTube cooking videos that cover 89 recipes. A textual sentence describes each video clip. Following [70], we evaluate this dataset on the validation set.

Modality-Specific Tags. We extract modality-specific tags from all videos and captions in the datasets above. On average we have between 27 and 29 visual and textual tags across all

the datasets and splits. Tab. I presents the number of unique visual and textual tags across datasets.

Metrics. We present the retrieval performance for text-to-video retrieval task using standard metrics: Recall at $L = 1, 5$ ($R@L$) and mean rank ($MeanR$). We report the complete tables including $R@10$ and median rank MR in Sec. A in the appx. We use the sum of cross-modal $R@L$ with $L = 1, 5, 10$ as $RSum$ to rank methods.

B. Implementation Details

We build our model using DiCoSA [3] as our baseline. Our architecture employs CLIP's ViT-B/32 [94] as the image encoder and CLIP's transformer base as the text encoder to encode captions and visual/textual tags. For tag generation, we use the fine-tuned VideoLLaMA2 [37] as the VLM for visual tags and Llama3.1 [95] as the LLM for textual tags.

VideoLLaMA2 runs on 8 sparsely sampled frames with temperature values $\tau \in 0.7, 0.8, 0.9, 1.0$ – the same values are used for Llama3.1 – to yield diverse tags. During training, we randomly select N tags, while during inference we use fixed M tags for deterministic results; we set $N = M = 12$ for training and evaluating MAC-VR, except when using DSL, where $N = 6$ and $M = 8$.

Following the implementation details of [3], we optimize the model using an Adam optimizer with linear warm-up, setting initial learning rates of $1e-7$ for the text and video encoders and $1e-3$ for other modules. Unless specified, we set $\tau_a = 3$ in Eq. 1, $K = 8$, and weight parameters $\alpha_1 = \alpha_2 = 1$. Our MLP consists of two 256-length linear layers with a ReLU activation in between. We use $N_v = 12$ frames for all datasets except DiDeMo, where $N_v = 50$ frames are used for video-paragraph retrieval. The model is trained for 10 epochs with a batch size of 128 (64 for DiDeMo due to GPU memory) and employs a 4-layer transformer to aggregate frame embeddings.

C. Results

First, we present the comparison of MAC-VR against the baseline DiCoSA [3]. Then, we compare MAC-VR with SOTA methods, particularly highlighting the impact of inference strategies on fairness of comparison.

Comparison with Baseline. In Fig. 4, we compare MAC-VR with our Baseline DiCoSA trained using the same training parameters, i.e. batch size, BS ; same number of frames, N_v ; and when using all inference strategies (IS). In all the datasets we improve $\Delta RSum$ compared to our baseline DiCoSA across all IS – by +0.9 for MSR-VTT-9k, +3.4 for MSR-VTT-7k, +2.8 for DiDeMo, +9.5 for Charades, +3.0 for TGIF and +0.6 for YouCook2 when using the DSL approach as inference strategy. The corresponding tables are shown in Sec. A in the appx.

Comparison with SOTA. In Tab. II, we provide a comprehensive comparison of MAC-VR against all SOTA works. To ensure fairness, we divide methods by their inference strategy and consider three different settings: MAC-VR without any inference strategy, MAC-VR with QB, and MAC-VR with DSL. Note that we do not include methods that use extra input

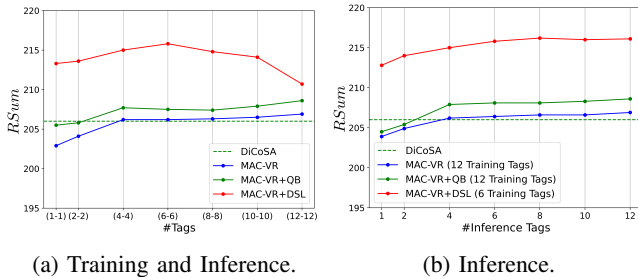


Fig. 5: Ablation on varying the number of tags across all inference strategies. $(N - M)$ on the x-axis indicates the number of training tags N and inference tags M .

modalities during training or that rely on significantly stronger pre-training. For example, in [7], [16], [93], [96], models also train on audio data, so they are not directly comparable to MAC-VR, which only uses video and text. Moreover,

| | $R@1 \uparrow$ | $R@5 \uparrow$ | $MeanR \downarrow$ | $RSum \uparrow$ |
|----------|----------------|----------------|--------------------|-----------------|
| baseline | 52.1 | 77.3 | 12.9 | 215.3 |
| +VT | 52.2 | 77.3 | 10.4 | 215.2 |
| +TT | 52.0 | 77.6 | 10.4 | 215.6 |
| +VT+TT | 53.2 | 77.7 | 10.0 | 216.2 |

TABLE III: Ablation on which modality to extract tags from.

| Foundation Models | | $R@1 \uparrow$ | $R@5 \uparrow$ | $MeanR \downarrow$ | $RSum \uparrow$ |
|-------------------|------|----------------|----------------|--------------------|-----------------|
| VT | TT | | | | |
| VL | L2 | 52.0 | 77.5 | 10.4 | 214.4 |
| VL2 | L3.1 | 53.2 | 77.7 | 10.0 | 216.2 |

TABLE IV: Ablation on foundation models. VL: VideoLLaMA. VL2: VideoLLaMA2. L2: Llama2. L3.1: Llama3.1.

| Auxiliary Input | Visual | Textual | $R@1 \uparrow$ | $R@5 \uparrow$ | $MeanR \downarrow$ | $RSum \uparrow$ |
|-----------------|--------|---------|----------------|----------------|--------------------|-----------------|
| Captions | Blip2 | PG | 51.2 | 76.2 | 11.2 | 212.4 |
| Captions | Blip2 | L3.1 | 51.6 | 76.7 | 10.9 | 213.8 |
| Captions | VL2 | L3.1 | 50.4 | 75.9 | 11.5 | 211.0 |
| Tags | VL2 | L3.1 | 53.2 | 77.7 | 10.0 | 216.2 |

TABLE V: Ablation on auxiliary inputs. PG: PEGASUS. L3.1: Llama3.1. VL2: VideoLLaMA2.

VAST [96] includes subtitles (when available) in training as additional modality. This work is also pre-trained on a multi-modal video caption dataset. Similarly, CLIP-ViP [32] uses extra pre-training datasets to improve retrieval performance further. We also do not compare to T-MASS [97] as the official code has been retracted after a discovered data leakage.

Overall, MAC-VR achieves best overall performance when combined with DSL inference across 5 of the 6 datasets – only outperformed by [48] on DiDeMo. Results are consistent using QB inference for MSR-VTT (both splits) and without inference strategies on TGIF, Charades and YouCook2. On MSR-VTT (both splits), results are comparable to SOTA without an inference strategy.

Across 5 of the 6 datasets, MAC-VR shows the best performance for any inference strategy. However, on DiDeMo, its performance is lower than SOTA methods for all inference strategies, even though the DSL approach still gives good results. This difference may be influenced by different training parameters (i.e. BS and N_v) used in other SOTA [10], [14], [15], [29], [48], [80], [82], [83]. To showcase this, we re-ran two SOTA methods [15], [82] using our training settings, and both performed worse than in their original experiments, i.e. -8.8 for [15] and -15.3 for [82], and worse than our MAC-VR, i.e. -0.6 for [15] and -8.0 for [82]. Another factor could be that we use the same foundation model settings (only 8 frames) to generate tags for every dataset. In the case of DiDeMo, we extract visual tags from the whole video and textual tags by concatenating individual captions. As a result, many frames may not match any labelled segments, adding irrelevant and detrimental information.

D. Ablation Studies

We provide ablations on MAC-VR over: the number of tags; architecture design; choice of foundation models; and use of auxiliary captions vs. tags. All ablations are performed on the commonly used MSR-VTT-9k dataset. We provide full tables and additional ablations in the appx. (Secs. A and A respectively).







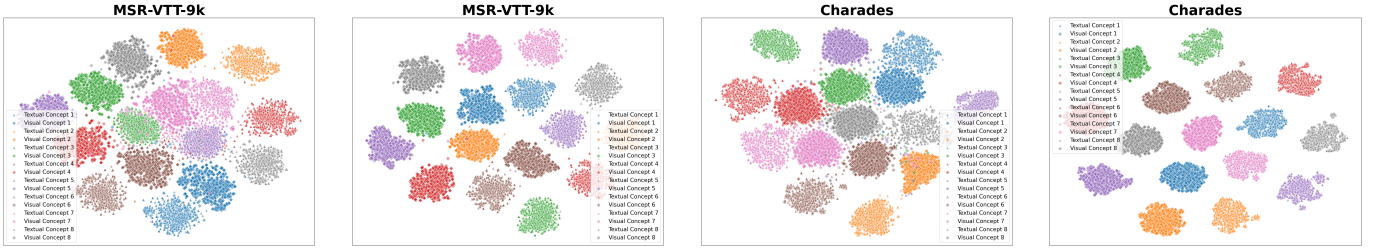
| | | | | | | | |
|--|--|--|---|--|--|---|--|
| Query: a class is being introduced to a digital reading device Video Rank 12  | | | | MSR-VTT-9k Query: a person is cooking on stage Video Rank 1  | | | |
| | | + VT | + TT | | | + VT | + TT |
| | | Rank 2 ↑ | Rank 4 ↓ | | | Rank 7 | Rank 1 ↑ |
| | | young, student, technology, many, help, book, learning | initial setup, engagement, feedback, reading materials, assistant, introduction, training, interactive features | | | singing, audience, dressing, television, performance, talent, humor, cooking | exhibition cooking, creativity, theater food, skill, showcasing talents, artistry, entertainment, display skills |
| Query: a woman takes off her jacket ... all the people sitting, group of people playing soccer woman picks up shirt Video Rank 4  | | | | TGIF Query: woman with purple suit is dancing on scenery Video Rank 7  | | | |
| | | + VT | + TT | | | + VT | + TT |
| | | Rank 1 ↑ | Rank 1 ↑ | | | Rank 1 ↑ | Rank 1 ↑ |
| | | playing soccer, gathering, socializing friends, team sports, friendship camaraderie, picknicking, drinking, lazing | sports, interaction, connection, gathering, friendship, community, friends, social | | | skill, dance, beauty, talent, skillful, athleticism, artistic expression, performance | artistic, artistry, feminine, elegance, dancing, music, dance, spectacle |
| Query: A person is cooking some food. Another person is sitting in a chair and tying a pile of mail. Video Rank 31  | | | | YouCook2 Query: shred some cabbage and prepare some cauliflowers Video Rank 7  | | | |
| | | + VT | + TT | | | + VT | + TT |
| | | Rank 2 ↑ | Rank 1 ↑ | | | Rank 1 ↑ | Rank 1 ↑ |
| | | cooking food, shared space, performing task together, home, using kitchen utensils, woman, food, sharing chores | domestic life, household, food, domesticity, chores, organizing mail, cooking, meal, maintenance | | | piece food, vegetable processing, hand-held knife, cutting board, ingredient preparations, knife skills, cauliflower recipe, cooking techniques | ingredients, shredding, vegetarian, cutting, vegetable, healthy, food prep, cooking |

Fig. 6: Qualitative results across all the datasets. **Left Rank:** The ranking results of our baseline without using auxiliary tags. **Right Rank:** The ranking results of MAC-VR, which incorporates extracted visual (VT) and textual (TT) tags to enhance retrieval. Blue and orange colours highlight meaningful tags.



(a) w/o Modality-Specific Tags. (b) w/ Modality-Specific Tags. (c) w/o Modality-Specific Tags. (d) w/ Modality-Specific Tags. Fig. 7: t-SNE plot of visual and textual concepts on MSR-VTT-9k and Charades with/without using auxiliary modality-specific tags.

Num. of Tags in Training and Inference. In Fig. 5, we vary the number of visual/textual tags in training/inference – note we keep the same number of video/text tags. In Fig. 5a, we adjust only the number of tags in training and use the same value during inference. MAC-VR without IS and with QB increases in performance until reaching the best performance with 12 tags. However, for DSL, $RSum$ increases until the best performance of $RSum = 215.8$ with 6 tags, then the value begins to drop. When varying the number of tags only in inference, as shown in Fig. 5b, we observe that $RSum$ increases rapidly and overcomes our baseline DiCoSA when using more than 2 tags and getting the best performance with $RSum = 216.2$ with 8 tags using DSL. Best performance at inference is reported at 8 tags with DSL and 12 tags otherwise, showcasing that using more tags increases performance. The figure also shows that DSL consistently obtains the best performance compared to QB or no inference strategy. Accordingly, we use DSL in all remaining ablation studies.

Choice of Tag Modality In Tab. III, we ablate which modalities to extract tags from for MAC-VR. Using visual and textual tags individually gets results that are similar or slightly superior to our baseline. When combined, all metrics improve, outperforming our baseline.

Choice of Foundation Models. In Tab. IV, we ablate the use of different foundation models to extract visual and textual tags from a video and its caption. We compare VideoLLaMA [38] against VideoLLaMA2 [37] and Llama2 [40] against Llama3.1 [95] to extract visual and textual tags respectively. Results show that all metrics improved using VideoLLaMA2 and Llama3.1 by $\Delta RSum = 2.2$. Video-

LLaMA and Llama2 tend to hallucinate tags more often, qualitative examples can be seen in Sec. A in appx.

Using Auxiliary Captions over Tags. In Tab. V, we show that tags are more informative compared to further captions extracted directly from the video or paraphrased from the caption. We use Blip2 [34]/VideoLLaMA2 [37] as video captioners and PEGASUS [98]/Llama3.1 [95] as paraphrasers, see appx. for details (Sec. A). Results show that using tags outperforms additional captions – including captions from the same models used to generate tags.

V. QUALITATIVE RESULTS

Fig. 6 shows qualitative results on all datasets. We compare retrieved ranks of MAC-VR against our baseline without visual and textual tags. In general, both visual and textual tags add complementary information extracted from the video and the caption that directly help retrieval. For example, consider the query *a class is being introduced to a digital reading device* and its video top right of Fig. 6. Visual tags, *student, technology, learning*, and textual tags, *initial setup, introduction, training*, add additional information to describe the action shown in the video/described in the caption. We acknowledge there are cases where tags are harmful. For example, given the query *a person is cooking on stage* we can see that *singing* is one of the visual tags extracted. The VLM extracted this tag from the last frame where there is a person singing on stage as the scene changed. Additional results are shown in Sec. A in appx.

We align the visual and textual concepts with the corresponding auxiliary modality-specific concepts by introducing our Alignment Loss \mathcal{L}_A (Sec. III-C). Fig. 7 shows the t-SNE of

visual and textual concepts with/without the auxiliary tags on MSR-VTT and Charades (1000 samples), see Sec. A in the appx. for additional t-SNE plots. Our method better groups concepts into clusters over the baseline.

Discussion and Future Work. We find that modality-specific tags are certainly beneficial for video retrieval, but also discover that they can be harmful for specific queries. This could represent either correct tags that are redundant or incorrect tags due to errors in tag extraction. Foundation models, i.e. VLMs and LLMs, tend to hallucinate the content of the output meaning that the generated content might stray from factual reality or include fabricated information [99], [100]. Finally, we treat all the visual and textual tags with the same importance, it is possible that some generated words can be more or less discriminative than others based on uniqueness and/or relatedness to the video/caption. We leave this exploration for future work.

VI. CONCLUSION

In this work, we introduce the notion of visual and textual tags extracted by foundation models from a video and its caption respectively and use them to boost the video retrieval performance. We propose MAC-VR (Modality Auxiliary Concepts for Video Retrieval), where we incorporate modality-specific auxiliary tags, projected into disentangled auxiliary concepts. We use a new Alignment Loss to better align each modality with its auxiliary concepts. We ablate our method to further show the benefit of using auxiliary modality-specific tags in video retrieval. Our results indicate, both qualitatively and by comparing to other approaches, that modality-specific tags help to decrease ambiguity in video retrieval on five video datasets.

ACKNOWLEDGEMENTS

This work used public datasets and was supported by EPSRC UMPIRE (EP/T004991/1) and EPSRC Program Grant Visual AI (EP/T028572/1).

REFERENCES

- [1] H. Fang, P. Xiong, L. Xu, and Y. Chen, “Clip2video: Mastering video-text retrieval via image clip,” *CoRR*, vol. abs/2106.11097, 2021.
- [2] H. Luo, L. Ji, M. Zhong, Y. Chen, W. Lei, N. Duan, and T. Li, “Clip4clip: An empirical study of clip for end to end video clip retrieval and captioning,” *Neurocomputing*, 2022.
- [3] P. Jin, H. Li, Z. Cheng, J. Huang, Z. Wang, L. Yuan, C. Liu, and J. Chen, “Text-video retrieval with disentangled conceptualization and set-to-set alignment,” in *International Joint Conference on Artificial Intelligence (IJCAI)*, 2023.
- [4] M. Dzababiev, M. Kalashnikov, S. Komkov, and A. Petiushko, “Mdmmt: Multidomain multimodal transformer for video retrieval,” in *Conference on Computer Vision and Pattern Recognition (CVPR)*, 2021.
- [5] V. Gabeur, C. Sun, K. Alahari, and C. Schmid, “Multi-modal Transformer for Video Retrieval,” in *European Conference on Computer Vision (ECCV)*, 2020.
- [6] X. Wang, L. Zhu, and Y. Yang, “T2VLAD: global-local sequence alignment for text-video retrieval,” in *Conference on Computer Vision and Pattern Recognition (CVPR)*, 2021.
- [7] V. Gabeur, A. Nagrani, C. Sun, K. Alahari, and C. Schmid, “Masking modalities for cross-modal video retrieval,” in *Winter Conference on Applications of Computer Vision (WACV)*, 2022.
- [8] S. Liu, H. Fan, S. Qian, Y. Chen, W. Ding, and Z. Wang, “Hit: Hierarchical transformer with momentum contrast for video-text retrieval,” in *International Conference on Computer Vision (ICCV)*, 2021.
- [9] I. Croitoru, S. Bogolin, M. Leordeanu, H. Jin, A. Zisserman, S. Albanie, and Y. Liu, “Teachtext: Crossmodal generalized distillation for text-video retrieval,” in *International Conference on Computer Vision (ICCV)*, 2021.
- [10] Y. Chen, J. Wang, L. Lin, Z. Qi, J. Ma, and Y. Shan, “Tagging before alignment: Integrating multi-modal tags for video-text retrieval,” in *Conference on Artificial Intelligence (AAAI)*, 2023.
- [11] A. J. Wang, Y. Ge, G. Cai, R. Yan, X. Lin, Y. Shan, X. Qie, and M. Z. Shou, “Object-aware video-language pre-training for retrieval,” in *Conference on Computer Vision and Pattern Recognition (CVPR)*, 2022.
- [12] Z. Wang, M. Li, R. Xu, L. Zhou, J. Lei, X. Lin, S. Wang, Z. Yang, C. Zhu, D. Hoiem, S. Chang, M. Bansal, and H. Ji, “Language models with image descriptors are strong few-shot video-language learners,” in *Conference on Neural Information Processing Systems (NeurIPS)*, 2022.
- [13] Y. Liu, P. Xiong, L. Xu, S. Cao, and Q. Jin, “Ts2-net: Token shift and selection transformer for text-video retrieval,” in *European Conference on Computer Vision (ECCV)*, 2022.
- [14] P. Jin, H. Li, Z. Cheng, K. Li, X. Ji, C. Liu, L. Yuan, and J. Chen, “Diffusionret: Generative text-video retrieval with diffusion model,” in *International Conference on Computer Vision (ICCV)*, 2023.
- [15] P. Jin, J. Huang, F. Liu, X. Wu, S. Ge, G. Song, D. A. Clifton, and J. Chen, “Expectation-maximization contrastive learning for compact video-and-language representations,” in *Conference on Neural Information Processing Systems (NeurIPS)*, 2022.
- [16] S. Ibrahim, X. Sun, P. Wang, A. Garg, A. Sanan, and M. Omar, “Audio-enhanced text-to-video retrieval using text-conditioned feature alignment,” in *International Conference on Computer Vision (ICCV)*, 2023.
- [17] S. Bogolin, I. Croitoru, H. Jin, Y. Liu, and S. Albanie, “Cross modal retrieval with querybank normalisation,” in *Conference on Computer Vision and Pattern Recognition (CVPR)*, 2022.
- [18] X. Cheng, H. Lin, X. Wu, F. Yang, and D. Shen, “Improving video-text retrieval by multi-stream corpus alignment and dual softmax loss,” *CoRR*, vol. abs/2109.04290, 2021.
- [19] A. Fragomeni, M. Wray, and D. Damen, “Contra: (con)text (trans)former for cross-modal video retrieval,” in *Asian Conference on Computer Vision (ACCV)*, 2022.
- [20] M. Zolfaghari, Y. Zhu, P. V. Gehler, and T. Brox, “Crossclr: Cross-modal contrastive learning for multi-modal video representations,” in *International Conference on Computer Vision (ICCV)*, 2021.
- [21] A. Kunitsyn, M. Kalashnikov, M. Dzababiev, and A. Ivaniuta, “MDMMT-2: multidomain multimodal transformer for video retrieval, one more step towards generalization,” *CoRR*, vol. abs/2203.07086, 2022.
- [22] J. Dong, X. Li, C. Xu, X. Yang, G. Yang, X. Wang, and M. Wang, “Dual encoding for video retrieval by text,” *Transactions on Pattern Analysis and Machine Intelligence (TPAMI)*, 2022.
- [23] Y. Ge, Y. Ge, X. Liu, D. Li, Y. Shan, X. Qie, and P. Luo, “Bridging video-text retrieval with multiple choice questions,” in *Conference on Computer Vision and Pattern Recognition (CVPR)*, 2022.
- [24] M. Bain, A. Nagrani, G. Varol, and A. Zisserman, “Frozen in time: A joint video and image encoder for end-to-end retrieval,” in *International Conference on Computer Vision (ICCV)*, 2021.
- [25] A. Radford, J. W. Kim, C. Hallacy, A. Ramesh, G. Goh, S. Agarwal, G. Sastry, A. Askell, P. Mishkin, J. Clark, G. Krueger, and I. Sutskever, “Learning transferable visual models from natural language supervision,” in *International Conference on Machine Learning (ICML)*, 2021.
- [26] S. K. Gorti, N. Vouitsis, J. Ma, K. Golestan, M. Volkovs, A. Garg, and G. Yu, “X-pool: Cross-modal language-video attention for text-video retrieval,” in *Conference on Computer Vision and Pattern Recognition (CVPR)*, 2022.
- [27] S. Huang, B. Gong, Y. Pan, J. Jiang, Y. Lv, Y. Li, and D. Wang, “Vop: Text-video co-operative prompt tuning for cross-modal retrieval,” in *Conference on Computer Vision and Pattern Recognition (CVPR)*, 2023.
- [28] J. Dong, M. Zhang, Z. Zhang, X. Chen, D. Liu, X. Qu, X. Wang, and B. Liu, “Dual learning with dynamic knowledge distillation for partially relevant video retrieval,” in *International Conference on Computer Vision (ICCV)*, 2023.
- [29] P. Guan, R. Pei, B. Shao, J. Liu, W. Li, J. Gu, H. Xu, S. Xu, Y. Yan, and E. Y. Lam, “Pidro: Parallel isomeric attention with dynamic routing for text-video retrieval,” in *International Conference on Computer Vision (ICCV)*, 2023.

- [30] K. Tian, R. Zhao, Z. Xin, B. Lan, and X. Li, "Holistic features are almost sufficient for text-to-video retrieval," in *Conference on Computer Vision and Pattern Recognition (CVPR)*, 2024.
- [31] X. Jin, B. Zhang, W. Gong, K. Xu, X. Deng, P. Wang, Z. Zhang, X. Shen, and J. Feng, "Mv-adapter: Multimodal video transfer learning for video text retrieval," in *Conference on Computer Vision and Pattern Recognition (CVPR)*, 2024.
- [32] H. Xue, Y. Sun, B. Liu, J. Fu, R. Song, H. Li, and J. Luo, "Clip-vip: Adapting pre-trained image-text model to video-language alignment," in *International Conference on Learning Representations (ICLR)*, 2023.
- [33] B. Fang, W. Wu, C. Liu, Y. Zhou, Y. Song, W. Wang, X. Shu, X. Ji, and J. Wang, "UATVR: uncertainty-adaptive text-video retrieval," in *International Conference on Computer Vision (ICCV)*, 2023.
- [34] J. Li, D. Li, S. Savarese, and S. Hoi, "Blip-2: Bootstrapping language-image pre-training with frozen image encoders and large language models," in *International Conference on Machine Learning (ICML)*, 2023.
- [35] H. Liu, C. Li, Q. Wu, and Y. J. Lee, "Visual instruction tuning," in *Conference on Neural Information Processing Systems (NeurIPS)*, 2023.
- [36] H. Zhang, X. Li, and L. Bing, "Video-llama: An instruction-tuned audio-visual language model for video understanding," in *Conference on Empirical Methods in Natural Language Processing (EMNLP)*, 2023.
- [37] Z. Cheng, S. Leng, H. Zhang, Y. Xin, X. Li, G. Chen, Y. Zhu, W. Zhang, Z. Luo, D. Zhao *et al.*, "Videollama 2: Advancing spatial-temporal modeling and audio understanding in video-llms," *CoRR*, vol. abs/2406.07476, 2024.
- [38] H. Zhang, X. Li, and L. Bing, "Video-llama: An instruction-tuned audio-visual language model for video understanding," in *Conference on Empirical Methods in Natural Language Processing (EMNLP)*, 2023.
- [39] H. Touvron, T. Lavril, G. Izacard, X. Martinet, M.-A. Lachaux, T. Lacroix, B. Rozière, N. Goyal, E. Hambro, F. Azhar *et al.*, "Llama: Open and efficient foundation language models," *CoRR*, vol. abs/2302.13971, 2023.
- [40] H. Touvron, L. Martin, K. Stone, P. Albert, A. Almahairi, Y. Babaei, N. Bashlykov, S. Batra, P. Bhargava, S. Bhosale *et al.*, "Llama 2: Open foundation and fine-tuned chat models," *CoRR*, vol. abs/2307.09288, 2023.
- [41] W.-L. Chiang, Z. Li, Z. Lin, Y. Sheng, Z. Wu, H. Zhang, L. Zheng, S. Zhuang, Y. Zhuang, J. E. Gonzalez, I. Stoica, and E. P. Xing, "Vicuna: An open-source chatbot impressing gpt-4 with 90%* chatgpt quality," 2023. [Online]. Available: <https://lmsys.org/blog/2023-03-30-vicuna/>
- [42] A. Dubey, A. Jauhri, A. Pandey, A. Kadian, A. Al-Dahle, A. Letman, A. Mathur, A. Schelten, A. Yang, A. Fan *et al.*, "The llama 3 herd of models," *CoRR*, vol. abs/2407.21783, 2024.
- [43] L. Qu, H. Li, T. Wang, W. Wang, Y. Li, L. Nie, and T.-S. Chua, "Unified text-to-image generation and retrieval," *CoRR*, vol. abs/2406.05814, 2024.
- [44] M. Levy, R. Ben-Ari, N. Darshan, and D. Lischinski, "Chatting makes perfect: Chat-based image retrieval," in *Conference on Neural Information Processing Systems (NeurIPS)*, 2023.
- [45] Z. Wang, H. Elfardy, M. Dreyer, K. Small, and M. Bansal, "Unified embeddings for multimodal retrieval via frozen llms," in *European Chapter of the ACL (EACL)*, 2024.
- [46] H. Zhu, J. Huang, S. Rudinac, and E. Kanoulas, "Enhancing interactive image retrieval with query rewriting using large language models and vision language models," in *International Conference on Multimedia Retrieval (ICMR)*, 2024.
- [47] A. Yan, Y. Wang, Y. Zhong, C. Dong, Z. He, Y. Lu, W. Y. Wang, J. Shang, and J. J. McAuley, "Language models with image descriptors," in *International Conference on Computer Vision (ICCV)*, 2023.
- [48] W. Wu, H. Luo, B. Fang, J. Wang, and W. Ouyang, "Cap4video: What can auxiliary captions do for text-video retrieval?" in *Conference on Computer Vision and Pattern Recognition (CVPR)*, 2023.
- [49] Y. Zhao, I. Misra, P. Krähenbühl, and R. Girdhar, "Learning video representations from large language models," in *Conference on Computer Vision and Pattern Recognition (CVPR)*, 2023.
- [50] N. Shvetsova, A. Kukleva, X. Hong, C. Rupprecht, B. Schiele, and H. Kuehne, "Howtocation: Prompting llms to transform video annotations at scale," *CoRR*, vol. abs/2310.04900, 2023.
- [51] J. Xu, Y. Huang, J. Hou, G. Chen, Y. Zhang, R. Feng, and W. Xie, "Retrieval-augmented egocentric video captioning," in *Conference on Computer Vision and Pattern Recognition (CVPR)*, 2024.
- [52] Y. Zhao, L. Zhao, X. Zhou, J. Wu, C.-T. Chu, H. Miao, F. Schroff, H. Adam, T. Liu, B. Gong *et al.*, "Distilling vision-language models on millions of videos," in *Conference on Computer Vision and Pattern Recognition (CVPR)*, 2024.
- [53] L. Ventura, A. Yang, C. Schmid, and G. Varol, "Covr: Learning composed video retrieval from web video captions," in *Conference on Artificial Intelligence (AAAI)*, 2024.
- [54] J. Gao and C. Xu, "Learning video moment retrieval without a single annotated video," *Transactions on Circuits and Systems for Video Technology (TCSVT)*, 2022.
- [55] G. Wang, X. Wu, Z. Liu, and J. Yan, "Prompt-based zero-shot video moment retrieval," in *International Conference on Multimedia (ICM)*, 2022.
- [56] W. Wu, X. Wang, H. Luo, J. Wang, Y. Yang, and W. Ouyang, "Bidirectional cross-modal knowledge exploration for video recognition with pre-trained vision-language models," in *Conference on Computer Vision and Pattern Recognition (CVPR)*, 2023.
- [57] K. Kahatapitiya, A. Arnab, A. Nagrani, and M. S. Ryoo, "Victr: Video-conditioned text representations for activity recognition," in *Conference on Computer Vision and Pattern Recognition (CVPR)*, 2024.
- [58] R. Naka, M. Katsurai, K. Yanagi, and R. Goto, "Fashion style-aware embeddings for clothing image retrieval," in *International Conference on Multimedia Retrieval (ICMR)*, 2022.
- [59] X. Wang, C. Wang, L. Li, Z. Li, B. Chen, L. Jin, J. Huang, Y. Xiao, and M. Gao, "Fashionklip: Enhancing e-commerce image-text retrieval with fashion multi-modal conceptual knowledge graph," in *Annual Meeting of the Association for Computational Linguistics (ACL)*, 2023.
- [60] Y. Tian, S. D. Newsam, and K. Boakey, "Fashion image retrieval with text feedback by additive attention compositional learning," in *Winter Conference on Applications of Computer Vision (WACV)*, 2023, pp. 1011–1021.
- [61] R. Shimizu, T. Nakamura, and M. Goto, "Fashion-specific ambiguous expression interpretation with partial visual-semantic embedding," in *Conference on Computer Vision and Pattern Recognition (CVPR)*, 2023.
- [62] M. Wahed, X. Zhou, T. Yu, and I. Lourentzou, "Fine-grained alignment for cross-modal recipe retrieval," in *Winter Conference on Applications of Computer Vision (WACV)*, 2024.
- [63] X. Huang, Y. Zhang, J. Ma, W. Tian, R. Feng, Y. Zhang, Y. Li, Y. Guo, and L. Zhang, "Tag2text: Guiding vision-language model via image tagging," in *International Conference on Learning Representations (ICLR)*, 2024.
- [64] Q. Liu, K. Zheng, W. Wu, Z. Tong, Y. Liu, W. Chen, Z. Wang, and Y. Shen, "Tagalign: Improving vision-language alignment with multi-tag classification," *CoRR*, vol. abs/2312.14149, 2023.
- [65] C. Chaudhary, P. Goyal, N. Goyal, and Y. P. Chen, "Image retrieval for complex queries using knowledge embedding," *Transactions on Multimedia Computing, Communications, and Applications (TOMM)*, 2020.
- [66] L. Zhu, H. Cui, Z. Cheng, J. Li, and Z. Zhang, "Dual-level semantic transfer deep hashing for efficient social image retrieval," *Transactions on Circuits and Systems for Video Technology (TCSVT)*, 2021.
- [67] M. Chiquier, U. Mall, and C. Vondrick, "Evolving interpretable visual classifiers with large language models," *CoRR*, vol. abs/2404.09941, 2024.
- [68] M. Radovanovic, A. Nanopoulos, and M. Ivanovic, "Hubs in space: Popular nearest neighbors in high-dimensional data," *Journal of Machine Learning Research (JMLR)*, 2010.
- [69] M. Bain, A. Nagrani, G. Varol, and A. Zisserman, "A clip-hitchhiker's guide to long video retrieval," *CoRR*, vol. abs/2205.08508, 2022.
- [70] A. Miech, D. Zhukov, J. Alayrac, M. Tapaswi, I. Laptev, and J. Sivic, "Howto100m: Learning a text-video embedding by watching hundred million narrated video clips," in *International Conference on Computer Vision (ICCV)*, 2019.
- [71] L. A. Hendricks, O. Wang, E. Shechtman, J. Sivic, T. Darrell, and B. C. Russell, "Localizing moments in video with natural language," in *International Conference on Computer Vision (ICCV)*, 2017.
- [72] Y. Li, Y. Song, L. Cao, J. R. Tetreault, L. Goldberg, A. Jaimes, and J. Luo, "TGIF: A new dataset and benchmark on animated GIF description," in *Conference on Computer Vision and Pattern Recognition (CVPR)*, 2016.
- [73] G. A. Sigurdsson, G. Varol, X. Wang, A. Farhadi, I. Laptev, and A. Gupta, "Hollywood in homes: Crowdsourcing data collection for activity understanding," in *European Conference on Computer Vision (ECCV)*, 2016.

- [74] L. Zhou, C. Xu, and J. J. Corso, "Towards automatic learning of procedures from web instructional videos," in *Conference on Artificial Intelligence (AAAI)*, 2018.
- [75] M. Gutmann and A. Hyvärinen, "Noise-contrastive estimation of unnormalized statistical models, with applications to natural image statistics," *Journal of Machine Learning Research (JMLR)*, 2012.
- [76] R. Józefowicz, O. Vinyals, M. Schuster, N. Shazeer, and Y. Wu, "Exploring the limits of language modeling," *CoRR*, vol. abs/1602.02410, 2016.
- [77] H. Luo, L. Ji, M. Zhong, Y. Chen, W. Lei, N. Duan, and T. Li, "Clip4clip: An empirical study of CLIP for end to end video clip retrieval and captioning," *Neurocomputing*, 2022.
- [78] S. Zhao, L. Zhu, X. Wang, and Y. Yang, "Centerclip: Token clustering for efficient text-video retrieval," in *Conference on Research and Development in Information Retrieval (SIGIR)*, 2022.
- [79] A. Madasu, E. Aflalo, G. B. M. Stan, S. Rosenman, S. Tseng, G. Bertasius, and V. Lal, "Mumur: Multilingual multimodal universal retrieval," *Inf. Retr. J.*, 2023.
- [80] P. Jin, J. Huang, P. Xiong, S. Tian, C. Liu, X. Ji, L. Yuan, and J. Chen, "Video-text as game players: Hierarchical banzhaf interaction for cross-modal representation learning," in *Conference on Computer Vision and Pattern Recognition (CVPR)*, 2023.
- [81] C. Deng, Q. Chen, P. Qin, D. Chen, and Q. Wu, "Prompt switch: Efficient clip adaptation for text-video retrieval," in *International Conference on Computer Vision (ICCV)*, 2023.
- [82] Z. Wang, Y. Sung, F. Cheng, G. Bertasius, and M. Bansal, "Unified coarse-to-fine alignment for video-text retrieval," in *International Conference on Computer Vision (ICCV)*, 2023.
- [83] H. Li, J. Song, L. Gao, X. Zhu, and H. Shen, "Prototype-based aleatoric uncertainty quantification for cross-modal retrieval," in *Conference on Neural Information Processing Systems (NeurIPS)*, 2023.
- [84] N. Han, Y. Zeng, C. Shi, G. Xiao, H. Chen, and J. Chen, "Bicnet: Learning efficient spatio-temporal relation for text-video retrieval," *Transactions on Multimedia Computing, Communications, and Applications (TOMM)*, 2024.
- [85] M. Cao, H. Tang, J. Huang, P. Jin, C. Zhang, R. Liu, L. Chen, X. Liang, L. Yuan, and G. Li, "RAP: efficient text-video retrieval with sparse-and-correlated adapter," in *Findings of the Association for Computational Linguistics (ACL)*, 2024.
- [86] J. Dong, Y. Wang, X. Chen, X. Qu, X. Li, Y. He, and X. Wang, "Reading-strategy inspired visual representation learning for text-to-video retrieval," *Transactions on Circuits and Systems for Video Technology (TCSVT)*, 2022.
- [87] N. Han, J. Chen, H. Zhang, H. Wang, and H. Chen, "Adversarial multi-grained embedding network for cross-modal text-video retrieval," *Transactions on Multimedia Computing, Communications, and Applications (TOMM)*, 2022.
- [88] B. Satar, H. Zhu, H. Zhang, and J. H. Lim, "Rome: Role-aware mixture-of-expert transformer for text-to-video retrieval," *CoRR*, vol. abs/2206.12845, 2022.
- [89] M. Kim, "Swamp: Swapped assignment of multi-modal pairs for cross-modal retrieval," in *International Conference on Artificial Intelligence and Statistics (AISTATS)*, 2023.
- [90] D. Cheng, S. Kong, W. Wang, M. Qu, and B. Jiang, "Long term memory-enhanced via causal reasoning for text-to-video retrieval," in *International Conference on Acoustics, Speech and Signal Processing (ICASSP)*, 2024.
- [91] J. Xu, T. Mei, T. Yao, and Y. Rui, "Msr-vtt: A large video description dataset for bridging video and language," in *Conference on Computer Vision and Pattern Recognition (CVPR)*, 2016.
- [92] X. Li, C. Xu, G. Yang, Z. Chen, and J. Dong, "W2VV++: fully deep learning for ad-hoc video search," in *International Conference on Multimedia (ICM)*, 2019.
- [93] Y. Lin, J. Lei, M. Bansal, and G. Bertasius, "Eclipse: Efficient long-range video retrieval using sight and sound," in *European Conference on Computer Vision (ECCV)*, 2022.
- [94] A. Radford, J. W. Kim, C. Hallacy, A. Ramesh, G. Goh, S. Agarwal, G. Sastry, A. Askell, P. Mishkin, J. Clark *et al.*, "Learning transferable visual models from natural language supervision," in *International Conference on Machine Learning (ICML)*, 2021.
- [95] A. Dubey, A. Jauhri, A. Pandey, A. Kadian, A. Al-Dahle, A. Letman, A. Mathur, A. Schelten, A. Yang, A. Fan, A. Goyal, A. Hartshorn, A. Yang, A. Mitra, A. Sravankumar, A. Korenev, A. Hinsvark, A. Rao, A. Zhang, A. Rodriguez, A. Gregerson, A. Spataru, B. Rozière, B. Biron, B. Tang, B. Chern, C. Caucheteux, C. Nayak, C. Bi, C. Marra, C. McConnell, C. Keller, C. Touret, C. Wu, C. Wong, C. C. Ferrer, C. Nikolaidis, D. Allonsius, D. Song, D. Pintz, D. Livshits, D. Esiobu, D. Choudhary, D. Mahajan, D. Garcia-Olano, D. Perino, D. Hupkes, E. Lakomkin, E. AlBadawy, E. Lobanova, E. Dinan, E. M. Smith, F. Radenovic, F. Zhang, G. Synnaeve, G. Lee, G. L. Anderson, G. Nail, G. Mialon, G. Pang, G. Cucurell, H. Nguyen, H. Korevaar, H. Xu, H. Touvron, I. Zarov, I. A. Ibarra, I. M. Kloumann, I. Misra, I. Evtimov, J. Copet, J. Lee, J. Geffert, J. Vranes, J. Park, J. Mahadeokar, J. Shah, J. van der Linde, J. Billeck, J. Hong, J. Lee, J. Fu, J. Chi, J. Huang, J. Liu, J. Wang, J. Yu, J. Bitton, J. Spisak, J. Park, J. Rocca, J. Johnstun, J. Saxe, J. Jia, K. V. Alwala, K. Upasani, K. Plawiak, K. Li, K. Heafield, K. Stone, and *et al.*, "The llama 3 herd of models," *CoRR*, vol. abs/2407.21783, 2024.
- [96] S. Chen, H. Li, Q. Wang, Z. Zhao, M. Sun, X. Zhu, and J. Liu, "VAST: A vision-audio-subtitle-text omni-modality foundation model and dataset," in *Conference on Neural Information Processing Systems (NeurIPS)*, 2023.
- [97] J. Wang, G. Sun, P. Wang, D. Liu, S. Dianat, M. Rabbani, R. Rao, and Z. Tao, "Text is mass: Modeling as stochastic embedding for text-video retrieval," in *Conference on Computer Vision and Pattern Recognition (CVPR)*, 2024.
- [98] J. Zhang, Y. Zhao, M. Saleh, and P. J. Liu, "PEGASUS: pre-training with extracted gap-sentences for abstractive summarization," in *International Conference on Machine Learning (ICML)*, 2020.
- [99] V. Rawte, A. P. Sheth, and A. Das, "A survey of hallucination in large foundation models," *CoRR*, vol. abs/2309.05922, 2023.
- [100] P. Sahoo, P. Meharika, A. Ghosh, S. Saha, V. Jain, and A. Chadha, "Unveiling hallucination in text, image, video, and audio foundation models: A comprehensive survey," *CoRR*, vol. abs/2405.09589, 2024.
- [101] Y. Wang, K. Li, X. Li, J. Yu, Y. He, G. Chen, B. Pei, R. Zheng, Z. Wang, Y. Shi, T. Jiang, S. Li, J. Xu, H. Zhang, Y. Huang, Y. Qiao, Y. Wang, and L. Wang, "Internvideo2: Scaling foundation models for multimodal video understanding," in *European Conference on Computer Vision (ECCV)*, 2024.

APPENDIX

In the appendix, we present further information about MAC-VR and further ablations over our design choices. In Sec. A, we present the prompts used to extract tags from the foundation models. In Sec. A, we present the full tables shown in the main paper. Then, in Sec. A, we ablate additional architecture details of MAC-VR. After, we showcase the effect of using tags extracted from different foundation models in Sec. A. Then, we present a comparison to auxiliary captions in Sec. A, further t-SNE plots of MAC-VR in Sec. A, and additional qualitative results in Sec. A.

In Sec. III-B, we have described how we extracted tags from a video and its corresponding caption, here we provide additional information and the prompts used to extract tags for the video and text modalities. For all the datasets except DiDeMo, we use the video and its corresponding caption to generate visual and textual tags, respectively. For DiDeMo, due to it being used for video-paragraph retrieval, we first concatenate the captions from the video to form the associated paragraph. Then, we generate tags from the entire video and paragraph.

The prompt used as input of VideoLLaMA2 [37] to extract visual tags is:

A general tag of an action is a fundamental and overarching idea that encapsulates the essential principles, commonalities, or recurrent patterns within a specific behavior or activity, providing a higher-level understanding of the underlying themes and purpose associated with that action.

What are the top 10 general tags that capture the fundamental idea of this action? Give me a bullet list as output where each point is a general tag, and use one or two significant words per tag and do not give any explanation.

The prompt for Llama3.1 [95] to extract textual tags is:

A chat between a curious user and an artificial intelligence assistant. The assistant gives helpful, detailed, and polite answers to the user's questions.

USER: You are a conversational AI agent. You typically extract general tags of an action.

A general tag of an action is a fundamental and overarching idea that encapsulates the essential principles, commonalities, or recurrent patterns within a specific behavior or activity, providing a higher-level understanding of the underlying themes and purpose associated with that action.

Given the following action: 1) {}

What are the top 10 general tags of the above action? Use one or two significant words per tag and do not give any explanation.

ASSISTANT:

Note that {} will be replaced with the caption. We did not provide any examples in the prompts (i.e. in context

learning) as we found that this led to the foundation models hallucinating these examples in the output. Rather, we found that the foundation models were able to generate reasonable outputs for both video and text. We do not use any strategy to avoid the foundation models hallucinating as spot-checking the results found them to be clean enough for our purposes. The only post-processing strategy we adopted was to clean the output of the models in order to get the corresponding tags: we remove punctuation; stopwords; extracted tags that contain a noun and a verb to avoid the presence of complete sentences as tags; and tags larger than 3 words. In Fig. 8 we show additional examples of tags for all the datasets.

| K | $R@1 \uparrow$ | $R@5 \uparrow$ | $R@10 \uparrow$ | $MR \downarrow$ | $MeanR \downarrow$ | $RSum \uparrow$ |
|-----|----------------|----------------|-----------------|-----------------|--------------------|-----------------|
| 4 | 52.4 | 77.1 | 85.1 | 1 | 10.2 | 214.6 |
| 8 | 53.2 | 77.7 | 85.3 | 1 | 10.0 | 216.2 |
| 16 | 52.0 | 77.3 | 84.8 | 1 | 10.4 | 214.1 |
| 32 | 50.7 | 77.1 | 84.5 | 1 | 10.3 | 212.3 |

TABLE VI: Ablation on number of concepts K .

| α_1 | α_2 | $R@1 \uparrow$ | $R@5 \uparrow$ | $R@10 \uparrow$ | $MR \downarrow$ | $MeanR \downarrow$ | $RSum \uparrow$ |
|------------|------------|----------------|----------------|-----------------|-----------------|--------------------|-----------------|
| 0.5 | 1.0 | 52.5 | 76.5 | 85.6 | 1 | 11.0 | 214.6 |
| 1.0 | 1.0 | 53.2 | 77.7 | 85.3 | 1 | 10.0 | 216.2 |
| 2.0 | 1.0 | 52.6 | 77.2 | 85.8 | 1 | 10.5 | 215.6 |
| 5.0 | 1.0 | 52.0 | 76.8 | 85.3 | 1 | 11.1 | 214.1 |
| 1.0 | 0.0 | 52.1 | 77.3 | 85.9 | 1 | 12.9 | 215.3 |
| 1.0 | 0.5 | 53.1 | 76.7 | 85.5 | 1 | 10.0 | 215.3 |
| 1.0 | 1.0 | 53.2 | 77.7 | 85.3 | 1 | 10.0 | 216.2 |
| 1.0 | 2.0 | 53.0 | 77.5 | 85.4 | 1 | 10.1 | 215.9 |
| 1.0 | 5.0 | 52.1 | 76.7 | 85.6 | 1 | 10.9 | 214.4 |
| 1.0 | 10.0 | 52.5 | 77.5 | 85.4 | 1 | 10.5 | 215.4 |

TABLE VII: Ablation on loss parameters α_1 and α_2 .

| Foundation Model | Tags | #Unique Tags | | Avg #Tags per item | |
|------------------|---------|--------------|--------|--------------------|-------|
| | | Train | Test | Train | Test |
| Video-LLaMA [38] | Visual | 8,049 | 3,500 | 27.11 | 27.12 |
| VideoLLaMA2 [37] | Visual | 63,383 | 12,118 | 27.69 | 27.83 |
| Llama2 [40] | Textual | 162,571 | 5,058 | 14.96 | 15.20 |
| Llama3.1 [95] | Textual | 320,351 | 8,326 | 27.17 | 26.52 |

TABLE VIII: Comparison of statistics of tags when using different foundation models on MSR-VTT-9k.

Tab. IX details the results presented in Fig. 4 and reports Recall at $L = 1, 5, 10$ ($R@L$), median rank MR , mean rank ($MeanR$) and $RSum$ for all the datasets when using all the inference strategies. Similarly, . X reports the full table of Tab. II. Tabs. XI - XIII are the full tables of the ablation s. III - V in the main paper.

In this section, we ablate some additional design choices of MAC-VR. First, we ablate K that controls the number of concepts/latent factors. We evaluate within the following range $K \in 4, 8, 16, 32$. In Tab. VI, the performance improves reaching the best result with $K = 8$ and then decreases. This shows that a small number of concepts limits the ability to leverage fine-grained information, whereas a larger value reduces the dimensionality of each concept limiting the discriminability of the concept itself.

In Eq. 5, we described our training loss and we introduced two weight parameters α_1 and α_2 that control the importance of the contrastive loss L_C to align the modality concepts and the proposed Alignment Loss L_A to align the modality with the auxiliary modality concepts. We consider different values of $\alpha_1 \in \{0.5, 1.0, 2.0, 5.0\}$ and $\alpha_2 \in \{0.0, 0.5, 1.0, 2.0, 5.0, 10.0\}$. We find that the best $RSum$ is when $\alpha_1 = 1.0$ and $\alpha_2 = 1.0$ with $RSum = 216.2$. The



| Dataset | Video | | | Visual Tags | Textual Tags | Caption |
|----------|---|---|---|--|--|--|
| MSR-VTT |  |  |  | playful interaction, socialization, interaction, affectionate, companions, bonding, playtime ... | cozy, rest, togetherness, fellowship companionship, friendship, affection, harmony, calmness... | kid and cat laying down |
| |  |  |  | transportation, operation, ride vehicle, outdoor activity , vehicle control... | photography, outdoor, motorcycle , record, vehicle, mountain, capture , terrain... | person is recording his red motorbike in the mountain |
| |  |  |  | cooperation, survival, discover new species, reveal hidden truths, power light ... | terror, gore, horror , dark surroundings, frightening creatures, dark , paranormal... | trailer of a horror movie |
| DiDeMo |  |  |  | stage, crowd, dance, performance, juggling , festival , perform, traditional... | colorful spectacle, colour, interaction girls , fun, rhythmic activity , performance, joy... | all the dancers are shaking their hoops and someone with a hoop runs in front of them. Girl holding red ring goes... |
| |  |  |  | group, posing, shouting , entertainment, shared experience, celebrating... | excitement, synchronized , group movement, greeting, cheer , standing , group harmony ... | all of the people stand up at once. group stands up... |
| |  |  |  | assemble, craftsmanship, make, build, construct, problem-solving, craft , create... | gift-giving, toy-play, interaction, toy, communication, object , sharing, recreation... | The little boy touches the long stick held by the adult Man puts green object on his left palm... |
| Charades |  |  |  | holding object, sitting, food break , snacking , reading , multitasking, home setting... | reading , indoor activity eating habits, eating , book reading , focus, quiet moment, learning... | A person is eating some food, sitting in a chair at a table. They turn a page in a book, pouring over the words intensely... |
| |  |  |  | verbal communication, phone call , conversation, voice, audio, talking, telephone usage ... | walking, conversation, coffee break , walk, circular , coffee, aimless, caffeine ... | A person talking on the phone drinking coffee is walking in circles |
| |  |  |  | couch, home upkeep, household, cleaning , home maintenance , clean couch , dusting... | cleaning, phone usage , clutter, household , cleaning routine, sneezing phone interaction , allergies... | A person is standing grasping their phone then begins to tidy up and begins to sneeze |
| TGIF |  |  |  | affection, love , passion , sensuality, intimacy , relationship, romance, bonding, emotional ... | passionate, emotion, intimate, love , romance, closeness, romantic , emotional connection ... | a couple kisses while they hold hands |
| |  |  |  | interview, speech, public relations , media , deliver news, discuss, press conference... | public speaking, media, broadcasting, interview , a young man is speaking into audience, public, microphones in front of him speaking , recording... | a young man is speaking into microphones in front of him |
| |  |  |  | coordination, control, staircase, fun, balance , physical activity , jump, speed, precision... | stunt, jumping , speed, adrenaline, control , skilled, fun, balance , skill , agility... | a young boy on a skateboard jumps over a railing |
| YouCook2 |  |  |  | stir-fry, mixing, stir-frying , simmering, combining, vegetables , food, flavor... | aromatizing, combining, stirring, condiment , adjusting, seasoning , mixing... | add a pinch of salt and vinegar and stir |
| |  |  |  | salad ingredients mixing, vegetable salad tossing , garden salad tossing, make salad ... | toss, stir , shuffle, mixing , mix, jumble, mingle... | toss the contents of the bowl together |
| |  |  |  | compose, plating , sushi making, sushi roll sushi , chef , dish, japanese cuisine ... | garnish , presentation, assembly, neatness, topping , placing , serving, precision ... | place the spinach on top of the rolls |

Fig. 8: Additional examples of visual and textual tags across our datasets. Blue and orange colours highlight some meaningful tags.

| Method | IS | Venue | MSR-VTT-9k ($BS = 128, N_v = 12$) | | | | | | MSR-VTT-7k ($BS = 128, N_v = 12$) | | | | | | DiDeMo ($BS = 64, N_v = 50$) | | | | | |
|---------------|-----|----------|-------------------------------------|----------------|-----------------|-----------------|--------------------|-----------------|-------------------------------------|----------------|-----------------|-----------------|--------------------|-----------------|--------------------------------|----------------|-----------------|-----------------|--------------------|-----------------|
| | | | $R@1 \uparrow$ | $R@5 \uparrow$ | $R@10 \uparrow$ | $MR \downarrow$ | $MeanR \downarrow$ | $RSum \uparrow$ | $R@1 \uparrow$ | $R@5 \uparrow$ | $R@10 \uparrow$ | $MR \downarrow$ | $MeanR \downarrow$ | $RSum \uparrow$ | $R@1 \uparrow$ | $R@5 \uparrow$ | $R@10 \uparrow$ | $MR \downarrow$ | $MeanR \downarrow$ | $RSum \uparrow$ |
| DiCoSA* [3] | - | IJCAI'23 | 47.2 | 73.5 | 83.0 | 2 | 12.9 | 203.7 | 44.4 | 72.6 | 81.2 | 2 | 14.7 | 198.2 | 41.2 | 71.1 | 81.3 | 2 | 15.9 | 193.8 |
| MAC-VR (ours) | - | - | 48.8 | 74.4 | 83.7 | 2 | 12.3 | 206.9 | 45.3 | 71.9 | 81.8 | 2 | 15.0 | 199.0 | 43.4 | 72.5 | 82.3 | 2 | 16.9 | 198.4 |
| DiCoSA* [3] | QB | IJCAI'23 | 48.0 | 74.6 | 84.3 | 2 | 12.9 | 206.9 | 44.7 | 73.3 | 81.3 | 2 | 14.3 | 199.3 | 43.7 | 73.2 | 81.7 | 2 | 16.8 | 198.6 |
| MAC-VR (ours) | QB | - | 49.3 | 75.9 | 83.5 | 2 | 12.3 | 208.7 | 45.6 | 72.7 | 82.1 | 2 | 16.0 | 200.4 | 45.5 | 74.8 | 82.3 | 2 | 16.2 | 202.6 |
| DiCoSA* [3] | DSL | IJCAI'23 | 52.1 | 77.3 | 85.9 | 1 | 12.9 | 215.3 | 49.2 | 73.3 | 82.8 | 2 | 12.6 | 205.3 | 47.3 | 75.7 | 83.8 | 2 | 14.2 | 206.8 |
| MAC-VR (ours) | DSL | - | 53.2 | 77.7 | 85.3 | 1 | 10.0 | 216.2 | 49.8 | 74.6 | 84.3 | 2 | 12.7 | 208.7 | 50.2 | 76.2 | 84.2 | 1 | 15.1 | 209.6 |

| Method | IS | Venue | TGIF ($BS = 128, N_v = 12$) | | | | | | Charades ($BS = 128, N_v = 12$) | | | | | | YouCook2 ($BS = 128, N_v = 12$) | | | | | |
|---------------|-----|----------|-------------------------------|----------------|-----------------|-----------------|--------------------|-----------------|-----------------------------------|----------------|-----------------|-----------------|--------------------|-----------------|-----------------------------------|----------------|-----------------|-----------------|--------------------|-----------------|
| | | | $R@1 \uparrow$ | $R@5 \uparrow$ | $R@10 \uparrow$ | $MR \downarrow$ | $MeanR \downarrow$ | $RSum \uparrow$ | $R@1 \uparrow$ | $R@5 \uparrow$ | $R@10 \uparrow$ | $MR \downarrow$ | $MeanR \downarrow$ | $RSum \uparrow$ | $R@1 \uparrow$ | $R@5 \uparrow$ | $R@10 \uparrow$ | $MR \downarrow$ | $MeanR \downarrow$ | $RSum \uparrow$ |
| DiCoSA* [3] | - | IJCAI'23 | 14.0 | 28.5 | 36.1 | 30 | 296.7 | 78.6 | 16.7 | 35.9 | 47.1 | 12 | 61.7 | 99.7 | 11.9 | 29.2 | 40.3 | 18 | 117.9 | 81.4 |
| MAC-VR (ours) | - | - | 14.2 | 28.8 | 36.7 | 28 | 294.4 | 79.7 | 17.8 | 40.0 | 51.4 | 10 | 55.0 | 109.2 | 12.3 | 30.7 | 42.3 | 16 | 106.7 | 85.3 |
| DiCoSA* [3] | QB | IJCAI'23 | 14.1 | 28.4 | 36.4 | 30 | 313.6 | 78.9 | 18.8 | 39.5 | 49.0 | 11 | 60.8 | 107.3 | 12.9 | 31.5 | 42.3 | 16 | 108.7 | 86.7 |
| MAC-VR (ours) | QB | - | 14.8 | 29.7 | 37.5 | 28 | 289.9 | 82.0 | 19.4 | 40.5 | 52.2 | 10 | 55.4 | 112.1 | 12.9 | 31.4 | 43.4 | 16 | 107.1 | 87.7 |
| DiCoSA* [3] | DSL | IJCAI'23 | 15.5 | 30.1 | 37.8 | 28 | 290.6 | 83.4 | 18.2 | 39.2 | 49.1 | 11 | 58.9 | 106.5 | 12.8 | 32.2 | 43.0 | 15 | 103.8 | 88.0 |
| MAC-VR (ours) | DSL | - | 16.2 | 31.2 | 39.0 | 25 | 284.3 | 86.4 | 19.5 | 42.1 | 54.4 | 8 | 52.4 | 116.0 | 13.1 | 32.1 | 43.4 | 15 | 99.3 | 88.6 |

TABLE IX: Comparison with baseline trained by using same training parameters of MAC-VR. *our reproduced results with same training parameters. IS: Inference Strategy. BS : Batch Size. N_v : Number of Frames. The highest $RSum$ in each block is marked in **bold**.

| Method | IS | Venue | MSR-VTT-9k | | | | | | MSR-VTT-7k | | | | | | DiDeMo | | | | | |
|--------------------|-----|-----------------|----------------|----------------|-----------------|-----------------|--------------------|-----------------|----------------|----------------|-----------------|-----------------|--------------------|-----------------|----------------|----------------|-----------------|-----------------|--------------------|-----------------|
| | | | $R@1 \uparrow$ | $R@5 \uparrow$ | $R@10 \uparrow$ | $MR \downarrow$ | $MeanR \downarrow$ | $RSum \uparrow$ | $R@1 \uparrow$ | $R@5 \uparrow$ | $R@10 \uparrow$ | $MR \downarrow$ | $MeanR \downarrow$ | $RSum \uparrow$ | $R@1 \uparrow$ | $R@5 \uparrow$ | $R@10 \uparrow$ | $MR \downarrow$ | $MeanR \downarrow$ | $RSum \uparrow$ |
| CLIP4Clip [77] | - | Neurocomp'22 | 44.5 | 71.4 | 81.6 | 2 | 15.3 | 197.5 | 42.1 | 71.9 | 81.4 | 2 | 16.2 | 195.4 | 43.4 | 70.2 | 80.6 | 2 | 17.5 | 194.2 |
| CenterCLIP [78] | - | SIGIR'22 | 44.2 | 71.6 | 82.1 | 2 | 15.1 | 197.9 | 43.7 | 71.3 | 80.8 | 2 | 16.9 | 195.8 | - | - | - | - | - | - |
| X-Pool [26] | - | CVPR'22 | 46.9 | 72.8 | 82.2 | 2 | 14.3 | 201.9 | 43.9 | 72.5 | 82.3 | 2 | 14.6 | 198.7 | - | - | - | - | - | - |
| TS2-Net [13] | - | ECCV'22 | 47.0 | 74.5 | 83.8 | 2 | 13.0 | 205.3 | - | - | - | - | - | - | 41.8 | 71.6 | 82.0 | 2 | 14.8 | 195.4 |
| EMCL-Net [15] | - | NeurIPS'22 | 46.8 | 73.1 | 83.1 | 2 | - | 203.0 | - | - | - | - | - | - | 46.8 | 74.3 | 83.1 | 2 | 12.3 | 204.2 |
| EMCL-Net* [15] | - | NeurIPS'22 | - | - | - | - | - | - | 45.2 | 71.4 | 81.2 | 2 | 15.0 | 197.8 | 44.1 | 71.7 | 80.3 | 2 | 15.1 | 197.8 |
| VoP [27] | - | CVPR'23 | 44.6 | 69.9 | 80.3 | 2 | 16.3 | 194.8 | 42.7 | 68.2 | 79.3 | 2 | 15.9 | 190.2 | 46.4 | 71.9 | 81.5 | 2 | 13.6 | 199.8 |
| MuMUR [79] | - | Inf. Retr. J'23 | 46.4 | 72.6 | 82.2 | 2 | 13.9 | 201.2 | 44.8 | 72.0 | 82.5 | 2 | - | 199.3 | 44.4 | 74.3 | 83.1 | 2 | - | 201.8 |
| PIDRo [29] | - | ICCV'23 | 48.2 | 74.9 | 83.3 | 2 | 12.6 | 206.4 | - | - | - | - | - | - | 48.6 | 75.9 | 84.4 | 2 | 11.8 | 208.9 |
| HBI [80] | - | CVPR'23 | 48.6 | 74.6 | 83.4 | 2 | 12.0 | 206.6 | - | - | - | - | - | - | 46.9 | 74.9 | 82.7 | 2 | 12.1 | 204.5 |
| DiffusionRet [14] | - | ICCV'23 | 49.0 | 75.2 | 82.7 | 2 | 12.1 | 206.9 | - | - | - | - | - | - | 46.7 | 74.7 | 82.7 | 2 | 14.3 | 204.1 |
| Prompt Switch [81] | - | ICCV'23 | 47.8 | 73.9 | 82.2 | - | 14.4 | 203.9 | - | - | - | - | - | - | - | - | - | - | - | - |
| Cap4Video [48] | - | CVPR'23 | 49.3 | 74.3 | 83.8 | 2 | 12.0 | 207.4 | - | - | - | - | - | - | 52.0 | 79.4 | 87.5 | 1 | 10.5 | 218.9 |
| UCoFia [82] | - | ICCV'23 | 49.4 | 72.1 | 83.5 | 2 | 12.9 | 205.0 | - | - | - | - | - | - | 46.5 | 74.8 | 84.4 | 2 | 13.4 | 205.7 |
| UCoFia* [82] | - | ICCV'23 | - | - | - | - | - | - | 45.2 | 69.6 | 79.4 | 2 | 15.7 | 194.2 | 42.1 | 69.2 | 79.1 | 2 | 16.3 | 190.4 |
| PAU [83] | - | NeurIPS'23 | 48.5 | 72.7 | 82.5 | 2 | 14.0 | 203.7 | - | - | - | - | - | - | 48.6 | 76.0 | 84.5 | 2 | 12.9 | 209.1 |
| TABLE [10] | - | AAAI'23 | 47.1 | 74.3 | 82.9 | 2 | 13.4 | 204.3 | - | - | - | - | - | - | 47.9 | 74.0 | 82.1 | 2 | 14.3 | 204.0 |
| UATVR [33] | - | ICCV'23 | 47.5 | 73.9 | 83.5 | 2 | 12.3 | 204.9 | - | - | - | - | - | - | 43.1 | 71.8 | 82.3 | 2 | 15.1 | 197.2 |
| TeachCLIP [30] | - | CVPR'24 | 46.8 | 74.3 | - | - | - | - | - | - | - | - | - | - | 43.7 | 71.2 | - | - | - | - |
| MV-Adapter [31] | - | CVPR'24 | 46.2 | 73.2 | 82.7 | - | - | 202.1 | - | - | - | - | - | - | 44.3 | 72.1 | 80.5 | - | - | 196.9 |
| BiC-Net [84] | - | TOMM'24 | 39.4 | 75.5 | 86.7 | 2 | - | 201.6 | 32.8 | 68.2 | 82.4 | 3 | - | 183.4 | - | - | - | - | - | - |
| RAP [85] | - | ACL'24 | 44.8 | 71.4 | 81.5 | - | 14.4 | 197.7 | - | - | - | - | - | - | 42.6 | 70.4 | 79.6 | - | 18.0 | 192.6 |
| MAC-VR (ours) | - | - | 48.8 | 74.4 | 83.7 | 2 | 12.3 | 206.9 | 45.3 | 71.9 | 81.8 | 2 | 15.0 | 199.0 | 43.4 | 72.7 | 82.3 | 2 | 16.9 | 198.4 |
| QB-Norm [17] | QB | CVPR'22 | 47.2 | 73.0 | 83.0 | 2 | - | 203.2 | - | - | - | - | - | - | 43.3 | 71.4 | 80.8 | 2 | - | 195.5 |
| DiCoSA [3] | QB | IJCAI'23 | 47.5 | 74.7 | 83.8 | 2 | 13.2 | 206.0 | - | - | - | - | - | - | 45.7 | 74.6 | 83.5 | 2 | 11.7 | 203.8 |
| DiffusionRet [14] | QB | ICCV'23 | 48.9 | 75.2 | 83.1 | 2 | 12.1 | 207.2 | - | - | - | - | - | - | 48.9 | 75.5 | 83.3 | 2 | 14.1 | 207.7 |
| MAC-VR (ours) | QB | - | 49.3 | 75.9 | 83.5 | 2 | 12.3 | 208.7 | 45.6 | 72.7 | 82.1 | 2 | 16.0 | 200.4 | 45.5 | 74.8 | 82.3 | 2 | 16.2 | 202.6 |
| EMCL-Net [15] | DSL | NeurIPS'22 | 51.6 | 78.1 | 85.3 | 1 | - | 215.0 | - | - | - | - | - | - | - | - | - | - | - | - |
| EMCL-Net* [15] | DSL | NeurIPS'22 | - | - | - | - | - | - | - | - | - | - | - | - | 47.6 | 73.5 | 82.8 | 2 | 11.9 | 203.9 |
| TS2-Net [13] | DSL | ECCV'22 | 51.1 | 76.9 | 85.6 | 1 | 11.7 | 213.6 | - | - | - | - | - | - | 47.4 | 74.1 | 82.4 | 2 | 12.9 | 203.9 |
| TABLE [10] | DSL | AAAI'23 | 52.3 | 78.4 | 85.2 | 1 | 11.4 | 215.9 | - | - | - | - | - | - | 49.1 | 75.6 | 82.9 | 2 | 14.8 | 207.6 |
| UATVR [33] | DSL | ICCV'23 | 49.8 | 76.1 | 85.5 | 2 | 12.3 | 211.4 | - | - | - | - | - | - | - | - | - | - | - | - |
| RAP [85] | DSL | ACL'24 | - | - | - | - | - | - | - | - | - | - | - | - | 47.1 | 74.1 | 82.4 | - | 13.9 | 203.6 |
| MAC-VR (ours) | DSL | - | 53.2 | 77.7 | 85.3 | 1 | 10.0 | 216.2 | 49.8 | 74.6 | 84.3 | 2 | 12.7 | 208.7 | 50.2 | 75.2 | 84.2 | 1 | 15.1 | 209.6 |

| Method | IS | Venue | TGIF | | | | | | Charades | | | | | | YouCook2 | | | | | |
|----------------|----|-----------------|----------------|----------------|-----------------|-----------------|--------------------|-----------------|----------------|----------------|-----------------|-----------------|--------------------|-----------------|----------------|----------------|-----------------|-----------------|--------------------|-----------------|
| | | | $R@1 \uparrow$ | $R@5 \uparrow$ | $R@10 \uparrow$ | $MR \downarrow$ | $MeanR \downarrow$ | $RSum \uparrow$ | $R@1 \uparrow$ | $R@5 \uparrow$ | $R@10 \uparrow$ | $MR \downarrow$ | $MeanR \downarrow$ | $RSum \uparrow$ | $R@1 \uparrow$ | $R@5 \uparrow$ | $R@10 \uparrow$ | $MR \downarrow$ | $MeanR \downarrow$ | $RSum \uparrow$ |
| RIVRL [86] | - | TCSVT'22 | 12.2 | 26.8 | 35.4 | 30 | - | 74.4 | - | - | - | - | - | - | - | - | - | - | - | - |
| X-Pool [26] | - | CVPR'22 | - | - | - | - | - | - | 16.1 | 35.2 | 44.9 | 14 | 67.2 | 96.2 | - | - | - | - | - | - |
| AME-Net [87] | - | TOMM'22 | - | - | - | - | - | - | - | - | - | - | - | - | 7.6 | 21.5 | 32.8 | 28 | - | 61.9 |
| EMCL-Net* [15] | - | NeurIPS'22 | 13.2 | 27.3 | 34.8 | 36 | 327.5 | 75.3 | 16.4 | 36.3 | 47.3 | 13 | 69.5 | 100.0 | 11.8 | 28.8 | 39.8 | 19 | 121.6 | 80.4 |
| RoME [88] | - | CoRR'22 | - | - | - | - | - | - | - | - | - | - | - | - | 6.3 | 16.9 | 25.2 | 83 | - | 48.4 |
| SwAMP [89] | - | AISTATS'23 | - | - | - | - | - | - | - | - | - | - | - | - | 9.4 | 24.9 | 35.3 | 22 | - | 69.6 |
| MuMUR [79] | - | Inf. Retr. J'23 | - | - | - | - | - | - | 16.6 | 37.5 | 50.0 | 10 | 52.7 | 104.1 | - | - | - | - | - | - |
| UCoFia* [82] | - | ICCV'23 | 13.0 | 27.1 | 34.7 | 35 | 323.8 | 74.8 | 16.4 | 37.2 | 47.7 | 12 | 74.6 | 101.3 | 12.4 | 30.4 | 41.0 | 17 | 123.5 | 83 |

meaning that many tags are shared among pairs and so there are less unique tags able to distinguish all the video/caption pairs.

Fig. 9 shows a qualitative comparison of the extracted tags by using different foundation models. It is evident that Video-LLaMA and Llama2 tend to hallucinate tags that are not relevant with what shown in the video and described in the caption. Moreover, the textual tags extracted by using Llama2 are very often words that already appear in the caption. For example, given the captions *a cartoon character runs around inside of a video game* and its corresponding video, we can see that Video-LLaMA and Llama2 hallucinate some visual tags such as *snowboarding, desert, skiing, bird, climbing*—definitely irrelevant to what appear in the video—and textual tags such as *video game, running, character, game character* that are already words that appear in the caption, therefore they do not add any additional information to better retrieve the correct video. On the contrary VideoLLaMA2 and Llama3.1 tend to extract tags that add additional information to the video and text. See Fig. 9 for more examples on all the considered datasets.

In Sec. IV-D, we ablate the use of auxiliary captions instead of using tags. We generate these additional captions by extracting them directly from the video and paraphrasing the original caption. We consider different approaches to extract captions from video and text.

Visual Captions. We consider two different approaches to generate new captions from a video: Blip2 [34] and VideoLLaMA2 [37]. Following the same approach proposed in [101], we generate new captions by extracting the middle frame of each video and use Blip2 to generate a new caption. We use the same parameters of VideoLLaMA2 to extract captions as we did to extract visual tags in MAC-VR, as described in Sec. IV-B. However, we used a general prompt to ask VideoLLaMA2 to generate new captions.

You are a conversational AI agent. You typically look at a video and generate a new caption for a video. Generate 10 new captions. Give me a bullet list as output.

Textual Captions. We consider the paraphraser PEGASUS [98] and Llama3.1 [95] to paraphrase the original caption. PEGASUS [98] is a standard Transformer-based encoder-decoder method pre-trained on a massive text corpora with a novel pre-training objective called Gap Sentence Generation (GSG). Instead of using traditional language modeling, PEGASUS removes important sentences from a document (gap-sentences) and asks the model to predict these missing sentences. After the pre-training stage, PEGASUS is fine-tuned on specific summarization datasets to improve its performance on downstream tasks. The model becomes highly effective at generating concise and accurate summaries by leveraging its pre-training knowledge. We extract new captions from a caption by Llama3.1 [95] by giving as input a general prompt as we did to extract tags:

A chat between a curious user and an artificial intelligence assistant. The assistant gives helpful, detailed, and polite answers to the user’s questions. USER: You are a conversational AI agent. You typically paraphrase sentences by using different words but keeping the same meaning.

Given the following sentence: 1) {}

Generate 10 different sentences that are a paraphrased version of the original sentence. Give me a bullet list as output.

ASSISTANT:

We randomly pick an extracted visual and textual caption as auxiliary inputs in MAC-VR during training, noting a similar length of input with our ‘sentence of tags’. In inference, we always pick the first caption in the set of the extracted ones. Some examples of the extracted captions with all the considered methods are shown in Fig. 10. In Fig. 12, we show the t-SNE plot of MAC-VR on the MSR-VTT test set when using modality-specific tags with/without our Alignment Loss \mathcal{L}_A . It is clear that the use of \mathcal{L}_A helps to better distinguish the different concepts and have better clusters in the t-SNE plot. In Fig. 13 and Fig. 14, we show the t-SNE plot of visual and textual concepts without auxiliary modality-specific tags and when using only visual tags (Fig. 13) and textual tags (Fig. 14) with our Alignment Loss \mathcal{L}_A . From this, both tags used individually help to better align the visual and textual concepts. In particular, the visual tags help to better align the visual and textual concepts compared to the textual tags. A possible explanation for this is that the tags extracted from videos share the same modality as captions, which facilitates better alignment between visual and textual concepts. We leave this conclusion as possible inspiration for future works in this field.

Fig. 15 to 17 show the t-SNE plot of MAC-VR of visual and textual concepts with/without auxiliary modality-specific tags across the other datasets. We sample 1,000 pairs for TGIF and YouCook2. We can see that the use of auxiliary modality-specific tags help to better distinguish the different concepts and have better clusters in the t-SNE plot.

In Fig. 11, we show additional qualitative results across all the datasets. It is evident that tags add additional information that is not described in the text. For example, the video associated to the caption *a guy is in the water with his surfboard* has visual (i.e. *water activity, ocean, waves, surfing, outdoor activity*) and textual (i.e. *surfing, water, ocean, riding*) tags that add additional information and boost the rank position by 3. Similarly, in the YouCook2 example, the video is associated to a general *mash the beans*, tags help to add additional information, indeed visual tags such as *boiling, homemade soup, boiling liquid, thickening sauce* and textual tags such as *crushing action, bean processing, pureeing, ingredient mashing* add semantic information that definitely help the model in the retrieval process. Rarely, the extracted tags were not semantically relevant with what shown in the video or described in the caption. For instance, some visual and textual tags of the video associated to the caption *the man blows out*





| Video | VideoLLaMa1 | VideoLLaMa2 | LLaMa2 | LLaMa3.1 | Caption |
|---|--|--|--|---|--|
|  | snowboarding, desert, ice, winter , bird, 3d, train, skiing, snow , climbing, cave ... | collect items , exploration , platforming , navigation, discover hidden objects, exploring caves ... | video game , game, character , running, adventure, virtual reality, game character ... | gaming , exploration , adventure, entertainment, gameplay interaction , virtual, fantasy... | a cartoon character runs around inside of a video game |
|  | hand, hands , men, green, yellow, man , glass , bottle, human, beverage... | glove hand , bubble wand, gloves , wear gloves, water , bubble , bubble wand solution ... | adolescence, childhood, pleasure, bubbles , imagination, making , childlike, joy, fun... | craftsmanship , soap , playfulness, play, entertainment, fun, joyfulness... | a person is making bubbles |
|  | skateboard, traffic, wheels, riders , car, bicycle, person, bike, cycle, outdoor , ride , transportation | speed, biker accident , motorcycles , riding , danger, downhill, mountain road, helmet ... | motorcycle , ambulance, traffic, damage, medical, police, hospital, crash , emergency, accident ... | hazard, speed, danger , accident , crash , injury, vehicle , impact, risk, motorcycle , collision ... | a guy on a motorcycle is crashing on the street |
|  | shopping, bags , helping, donating, volunteering , food, selling, money, city, giving, homeless , sharing, young... | assistance , help, caring, distribute wealth , altruism, generosity , donating , support... | homelessness , poverty, volunteerism , kindness, generosity, charity , helping others... | charity , assistance, altruism , solidarity , community, help , service, kindness... | men are organizing bags and distributing them to homeless people |

Fig. 9: Comparison of extracted visual and textual tags on the MSR-VTT dataset when using different foundation models. Blue and orange colours highlight meaningful tags.





| Video | BLIP2 | VideoLLaMa2 | PEGASUS | LLaMa3.1 | Original Caption |
|---|---|---|--|---|---|
|  | two people sitting on stage with one holding a microphone | A young man with blonde hair and shirtless talks into the microphone positioned on the podium | People are talking on a stage. | Persons taking part in a conversation on the stage of an auditorium | a group of people talking on stage |
|  | a wrestler in a wrestling ring doing a flip. | Two men are wrestling against each other in the ring with a referee | A wrestler throws another person against a ring and hits him | A wrestler slammed another person into the ring and then struck them with a chair | wrestler throws other person against ring and hits him with a chair |
|  | a man in a vest and tie is standing on a stage | A group of people sitting at a table | Three contestants are on a game show. | three people participated in a competition that was broadcast on television. | a game show with three contestants |
|  | a group of people are playing basketball on a court | A group of kids playing a basketball game while a man is dancing along. | Many people are dancing together. | numerous individuals are participating in a collective dance performance. | many people are dancing together |

Fig. 10: Examples of extracted captions on the MSR-VTT dataset.

the candles. the girl puts the cake down. the camera pans to a man blowing out the candles on his cake. man blows candles out a plate is placed on the table are marriage partnership, love, love commitment as visual tags and *class* as textual tags. In other cases, visual and textual tags are too general, even though they are relevant to the video and caption, and so they do not add any additional semantic information. For example the video associated to the caption *place wasabi next to the tuna* are *food, cooking, preparation techniques* as visual tags and *ingredients, serving, serving food*. Even though these tags are relevant to the video and caption, they are too general and do not add any additional semantic knowledge.

















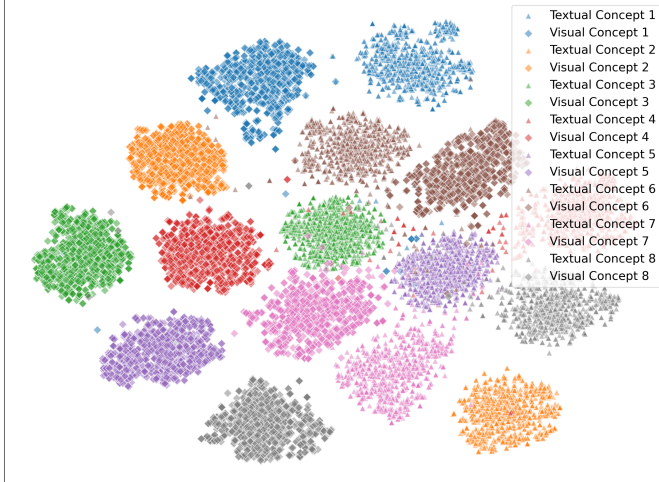
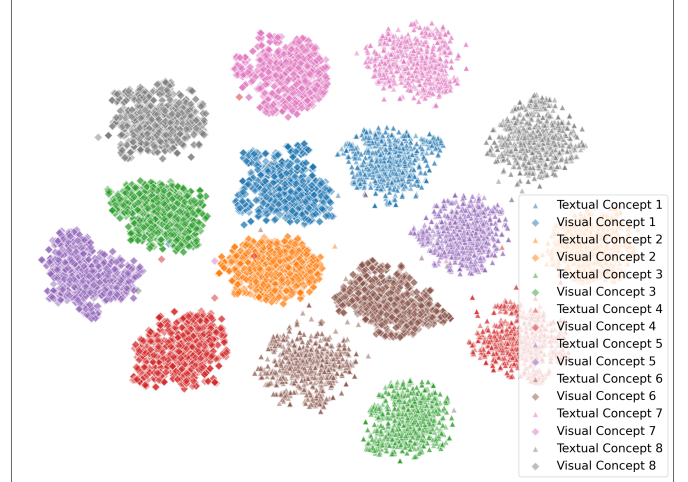
| | | | | | | | |
|---|--|--|--|--|--|--|--|
| MSR-VTT-9k Query: a woman peeling vegetables in her kitchen Video  Rank 12 + VT vegetable preparation, knife handling, food preparation, kitchen tools, ingredient preparation, meal planning, preparing food, cooking preparation + TT food, food preparation, culinary activity, routine, kitchen activity, routine, food safety, daily routine, cooking preparation Rank 3  | | | | MSR-VTT-9k Query: video showing helping attitude of human beings Video  Rank 9 + VT community support, philanthropy, human kindness, compassion, kindness, help, basic human needs, generosity + TT conversation, aid, support, social bonding, tolerance, kind behaviour, assistance, caring attitude Rank 1  | | | |
| DiDeMo Query: an arm is flying in front of the camera. man in red shirt comes into view the man in the dark shirt and very short blonde hair is picking up something off the ground. Video  Rank 23 + VT celebration happiness, music dancing, gather socialise, entertainment music, celebrations, social gatherings, music dance, interpersonal connections + TT awareness, interaction, person, surveillance, view, object, task, movement Rank 3  | | | | DiDeMo Query: the man blows out the candles. the girl puts the cake down, the camera pans to a man blowing out the candles on his cake. man blows candles out a plate is placed on the table Video  Rank 1 + VT marriage partnership, love, union, love stories, dress, relationship, commitment, love commitment + TT grooming, cane, age, interaction, dress, class, everyday life, urban environment Rank 3  | | | |
| Charades Query: A person is standing grasping their phone then begins to tidy up the sofa and begins to sneeze Video  Rank 7 + VT home maintenance, couch, cleaning, home upkeep, tidy, household, removing dirt, maintain clean environment + TT personal space, household, daily maintenance, health, sneezing, disorder, maintenance, clutter removal Rank 1  | | | | TGIF Query: a guy is in the water with his surfboard. Video  Rank 4 + VT water activity, outdoor recreation, fitness, ocean, waves, sport, surfing, ocean sports, outdoor activity + TT fun, surfing, sports, nature, freedom, riding, water, ocean, sport Rank 1  | | | |
| YouCook2 Query: mash the beans Video  Rank 53 + VT boiling, homemade soup, soup-making, heat application, boiling liquid, cooking, thickening sauce, cooking process + TT crushing action, smashing, bean processing, plant material, texture change, pureeing, crushing, ingredient mashing Rank 5  | | | | YouCook2 Query: place wasabi next to the tuna Video  Rank 2 + VT food, preparation techniques, culinary composition, plating food, knife skills, cooking, presentation, cuisine + TT ingredients, serving, food presentation, snack preparation, food, placing, sushi preparation, serving food Rank 5  | | | |

Fig. 11: Additional qualitative results across datasets. Blue and orange colours highlight some meaningful tags.

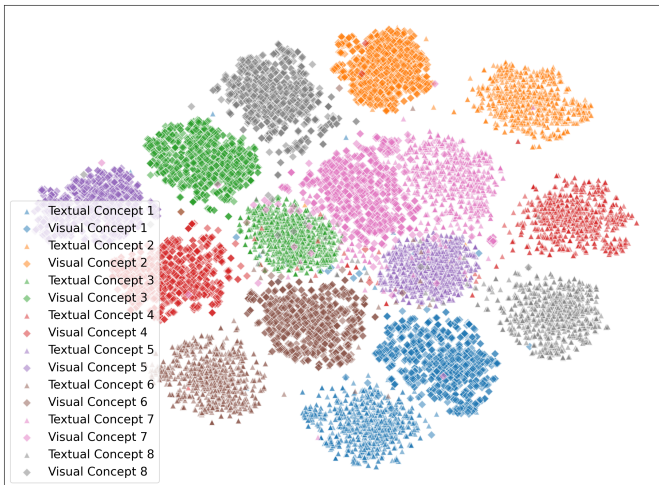


(a) w/ Modality-Specific Tags, w/o \mathcal{L}_A .

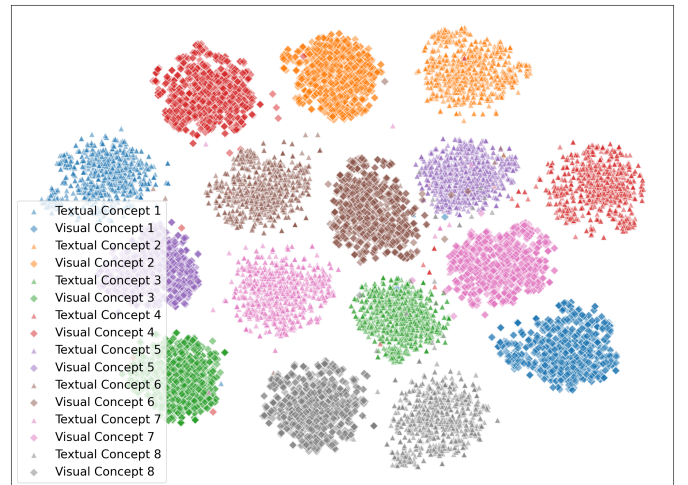


(b) w/ Modality-Specific Tags, w/ \mathcal{L}_A .

Fig. 12: t-SNE plot of visual and textual concepts on the MSR-VTT-9k with/without the Alignment Loss \mathcal{L}_A with using both visual and textual tags.

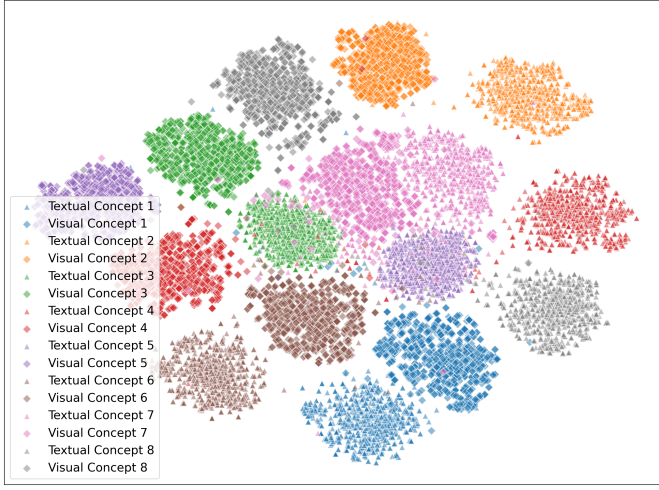


(a) w/o Modality-Specific Tags.



(b) w/ Visual Tags, w/ \mathcal{L}_A .

Fig. 13: t-SNE plot of visual and textual concepts on the MSR-VTT-9k without using auxiliary modality-specific tags and with using only visual tags.



(a) w/o Modality-Specific Tags.

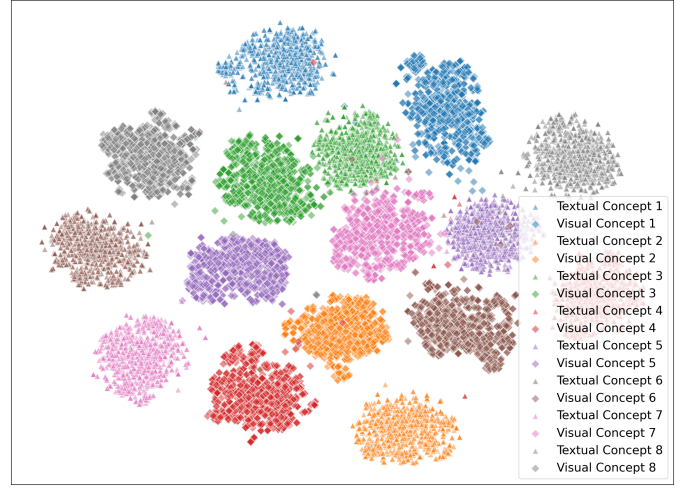
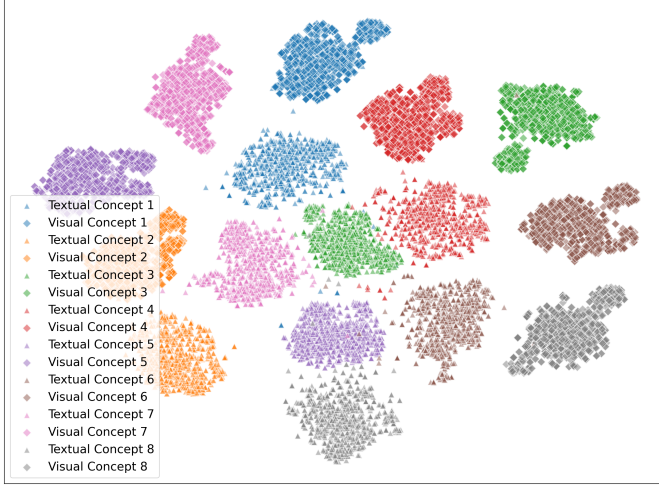

(b) w/ Textual Tags, w/ \mathcal{L}_A .

Fig. 14: t-SNE plot of visual and textual concepts on the MSR-VTT-9k without using auxiliary modality-specific tags and with using only textual tags.




(a) w/o Modality-Specific Tags.




(b) w/ Modality-Specific Tags.

Fig. 15: t-SNE plot of visual and textual concepts on the DiDeMo with/without using auxiliary modality-specific tags.

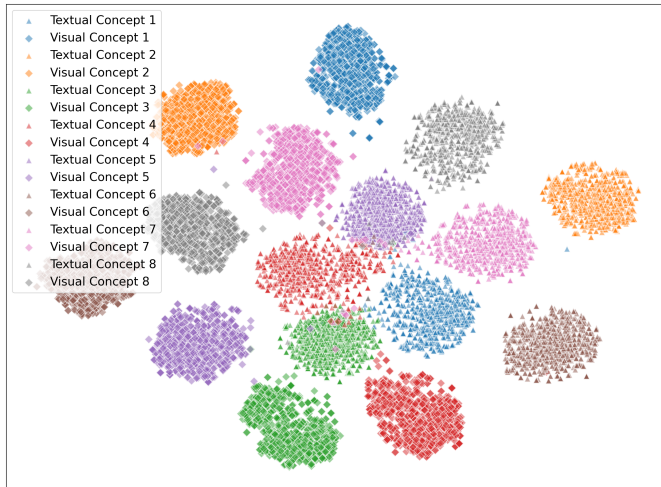


(a) w/o Modality-Specific Tags.




(b) w/ Modality-Specific Tags.

Fig. 16: t-SNE plot of visual and textual concepts on the TGIF with/without using auxiliary modality-specific tags.



(a) w/o Modality-Specific Tags.



(b) w/ Modality-Specific Tags.

Fig. 17: t-SNE plot of visual and textual concepts on the YouCook2 with/without using auxiliary modality-specific tags.